

Design of nickel cobalt molybdate regulated by boronizing for high-performance supercapacitor applications

Gang Zhao¹, Yumeng Chen¹, Pengxiao Sun¹, Shuhua Hao, Xiaoke Wang, Guangmeng Qu, Yupeng Xing, Xijin Xu*

Laboratory of Functional Micro-nano Material and Device, School of Physics and Technology, University of Jinan, Jinan 250022, P. R. China

* Corresponding address: sps_xuxj@ujn.edu.cn or phys_xu@hotmail.com

¹These authors contributed equally to the work




Figure S1. (a-c) SEM images of $\text{Ni}_3\text{B}/\text{Ni}(\text{BO}_2)_2@ \text{Ni}_x\text{Co}_y\text{MoO}_4$ nanostructures with sodium borohydride treatment for 1 h.

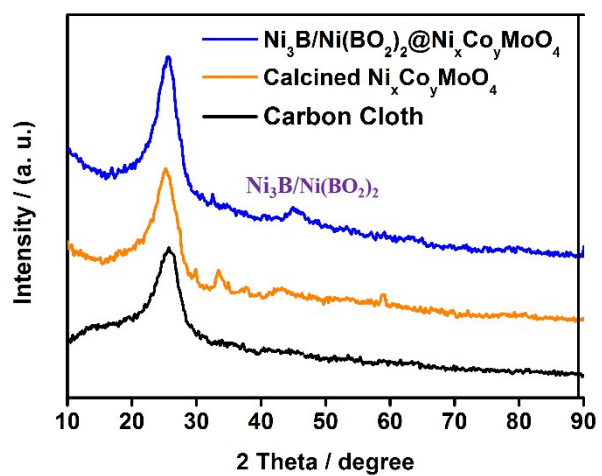


Figure S2. XRD patterns of carbon cloth, calcined $\text{Ni}_x\text{Co}_y\text{MoO}_4$ and $\text{Ni}_3\text{B}/\text{Ni}(\text{BO}_2)_2@ \text{Ni}_x\text{Co}_y\text{MoO}_4$ on carbon cloth substrate.

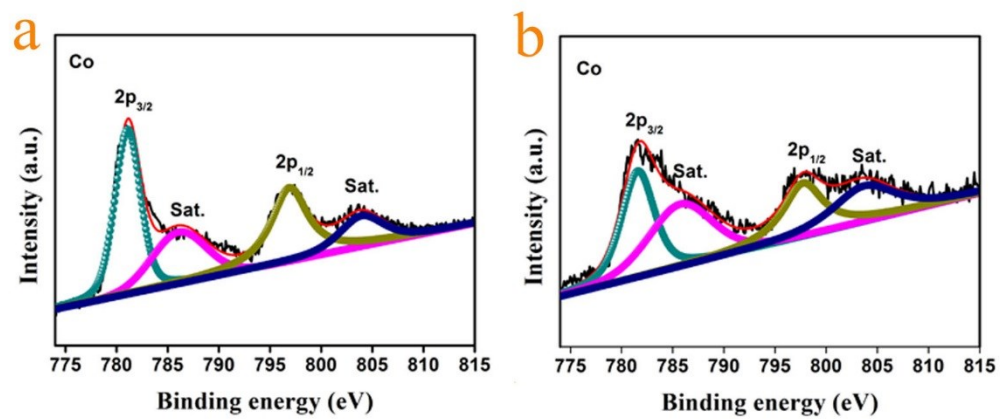


Figure S3. XPS spectra of Ni_xCo_yMoO₄ (a) and Ni₃B/Ni(BO₂)₂@Ni_xCo_yMoO₄ (b) in Co 2p spectra.

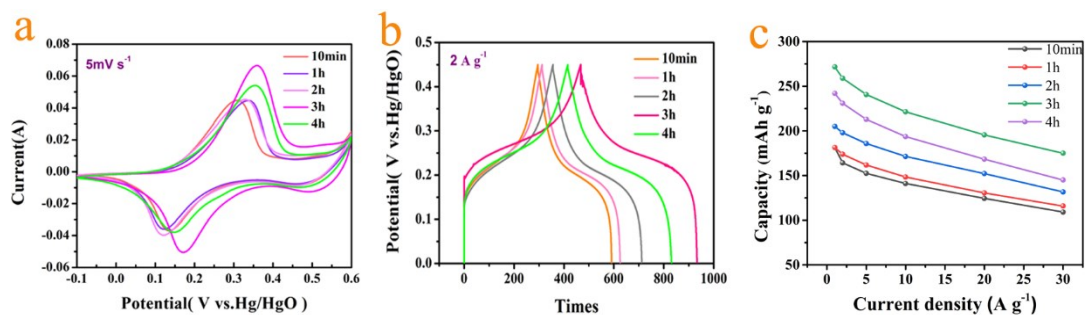


Figure S4. (a) CV curves of different samples in different sodium borohydride treatment times at 5 mV s^{-1} , (b) GCD curves of $\text{Ni}_3\text{B}/\text{Ni}(\text{BO}_2)_2@ \text{Ni}_x\text{Co}_y\text{MoO}_4$ at 2 A g^{-1} , (c) capacity of $\text{Ni}_3\text{B}/\text{Ni}(\text{BO}_2)_2@ \text{Ni}_x\text{Co}_y\text{MoO}_4$ at different current densities.