

Rapid and Selective recognition of *Vibrio parahaemolyticus* assisted by perfluorinated alkoxy silane modified molecularly imprinted polymer film

Kaiyue Fu,^{a,b,#} Huiwen Zhang,^{a,#} Yuanyuan Guo,^a Juan Li,^{a,*} Heran Nie,^c Xiuling Song,^a Kun Xu,^a Juan Wang,^a and Chao Zhao^{a,*}

^a School of Public Health, Jilin University, Changchun, Jilin, 130021, PR China

^b Hebi Center for Disease Control and Prevention, Hebi, Henan, 458030, PR China

^c Dalian Institute of Chemical Physics, Chinese Academy of Sciences, Dalian, Liaoning, 116023, PR China

Contributed equally.

* Correspondence: li_juan@jlu.edu.cn (J.L.); czhao0529@jlu.edu.cn (C.Z.)

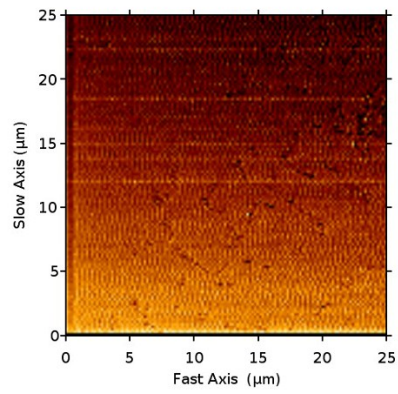


Fig. S1. AFM image of imprinted PDMS film.




Fig. S2. AFM image of POTS-modified imprinted PDMS film.

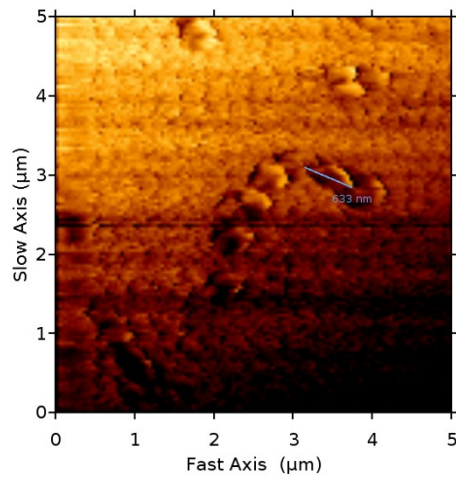


Fig. S3. AFM image of POTS-modified imprinted PDMS film captured *V. parahaemolyticus*.

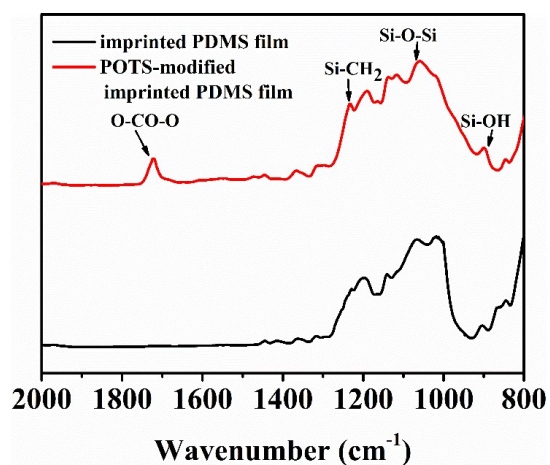


Fig. S4. ATR-IR characterization of imprinted PDMS film and POTS-modified imprinted PDMS film.

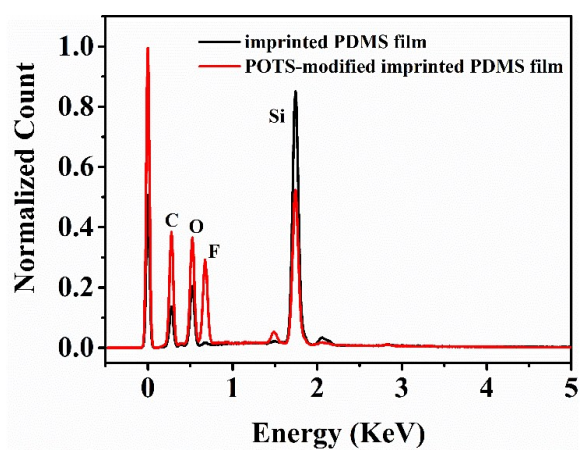


Fig. S5. SEM-EDS characterization of imprinted PDMS film and POTS-modified imprinted PDMS film.