

Supplementary Material

Nanohybrids of reduced graphene oxide and cobalt hydroxide (Co(OH)₂|rGO) for the thermal decomposition of ammonium perchlorate

Gabriel Abarca¹, Paulina Ríos², Paula Povea⁴, Christopher Cerda-Cavieles², Cesar Morales-Verdejo¹, Juan L. Arroyo⁴, María B. Camarada^{2,3*}

¹Universidad Bernardo OHiggins, Escuela de Obstetricia y Puericultura, Centro Integrativo de Biología y Química Aplicada (CIBQA), Santiago, 8370993, Chile

²Centro de Nanotecnología Aplicada, Facultad de Ciencias, Universidad Mayor, Santiago, 8580745, Chile

³Núcleo de Química y Bioquímica, Facultad de Estudios Interdisciplinarios, Universidad Mayor, Santiago, 8580745, Chile

⁴Laboratorio de Materiales Energéticos, Instituto de Investigaciones y Control del Ejército de Chile (IDIC), Av. Pedro Montt 2136, 8370899, Santiago, Chile




Figure S1: TEM images of the synthesized Co(OH)₂|rGO nanoparticles.

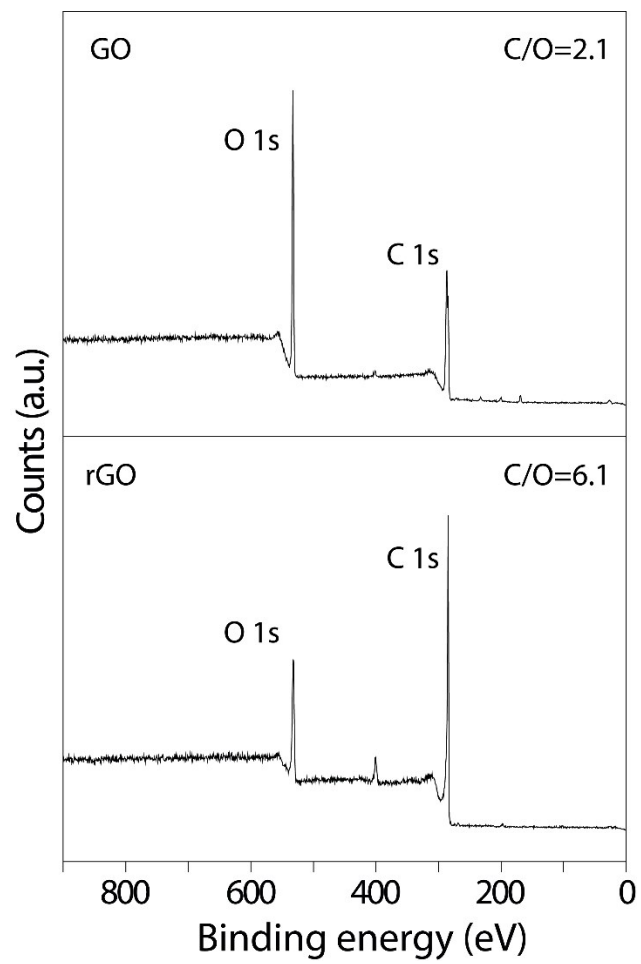


Figure S2: XPS measurements at the long scan region of GO and rGO.

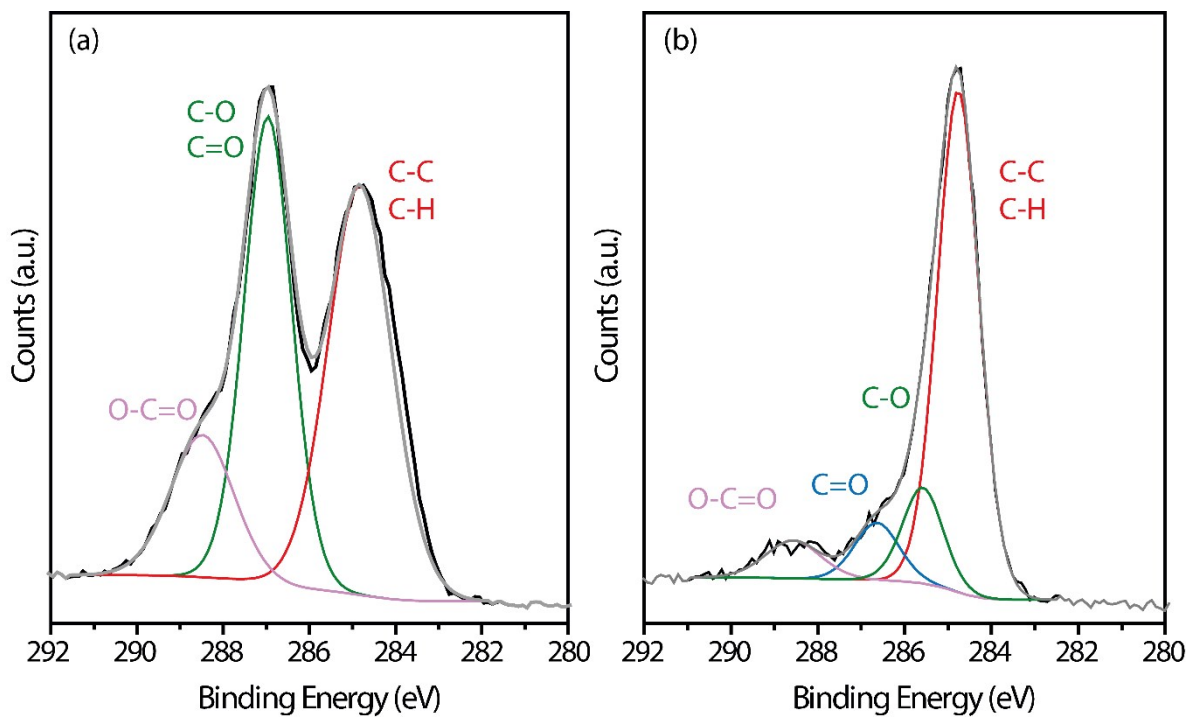


Figure S3: C 1s spectra for (a) GO and (b) rGO.

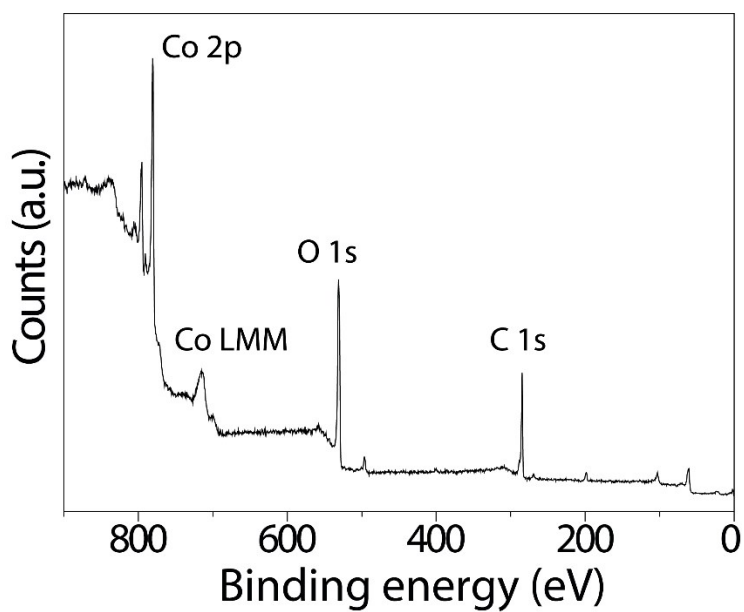


Figure S4: Wide scan XPS of the $\text{Co(OH)}_2/\text{rGO}$ sample.

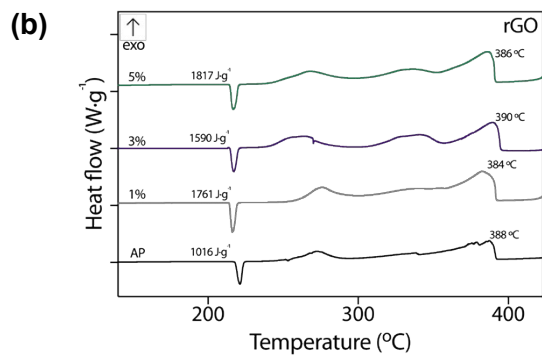
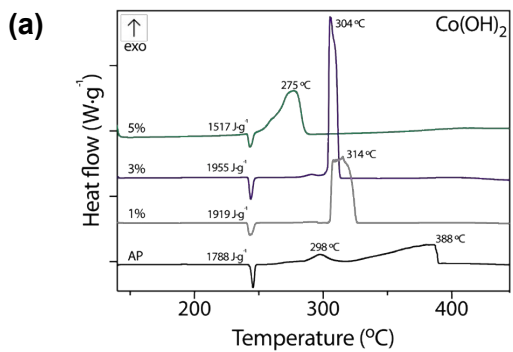


Figure S5: Thermal decomposition of pure AP with 1, 3, and 5 wt.% of (a) Co(OH)₂ and (b) rGO.