

## Self-template formation of porous $\text{Co}_3\text{O}_4$ hollow nanoprisms for non-enzymatic glucose sensing in human serum

Danhua Ge, Yunqi Yang, Xiao Ni, Jinnan Dong, Qianying Qiu, Xue-Qiang Chu, Xiaojun Chen\*

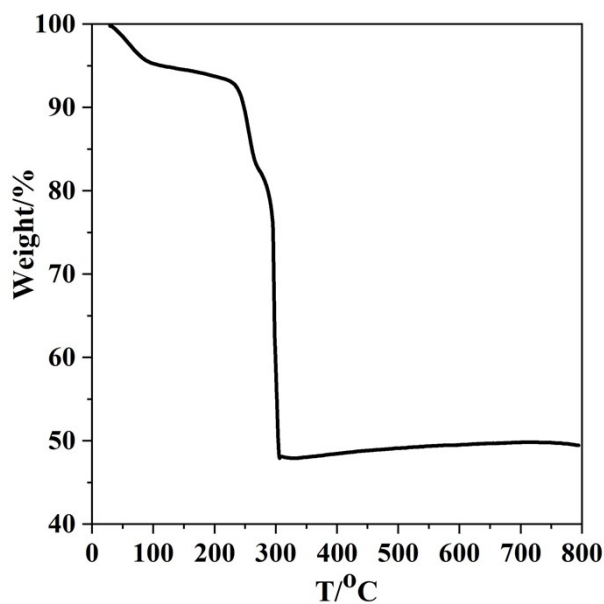


Fig. S1 TGA curve of Co precursor.

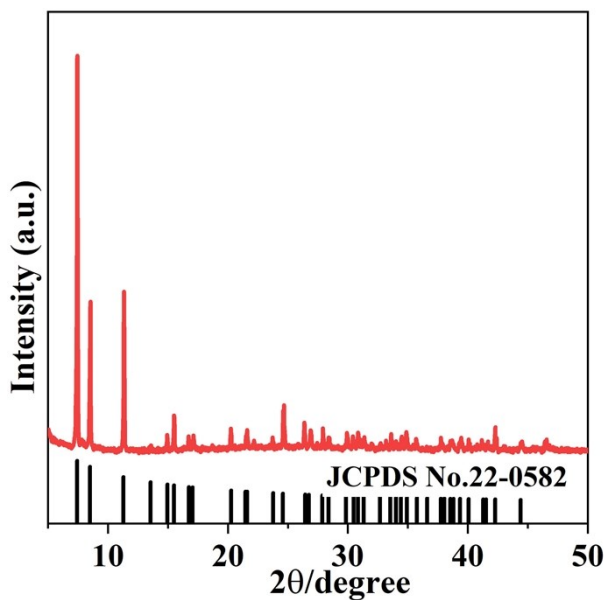
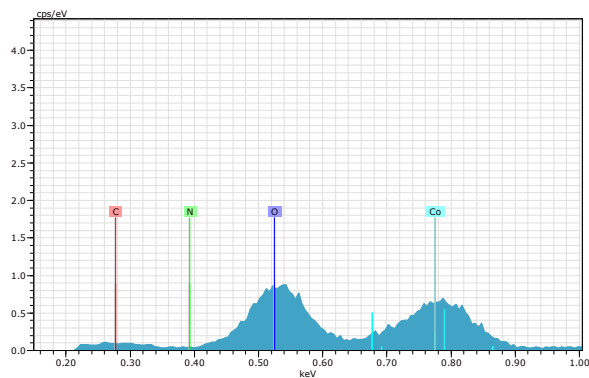
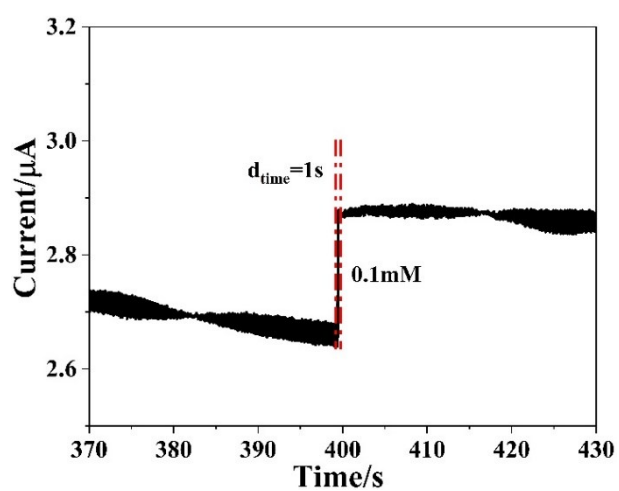


Fig. S2 XRD pattern of Co precursor.



**Fig. S3** EDS of the  $\text{Co}_3\text{O}_4$  HNPs.



**Fig. S4** The enlarged part of the chronoamperometric curve with addition of 0.1 mM glucose.