

Electronic Supplementary Information

**In vitro evidence of oncofetal antigen and TLR-
9 agonist co-delivery by alginate nanovaccine
for liver cancer immunotherapy**

Mengyue Pei ^{a, #}, Huiyang Li ^{a, #}, Yingwei Zhu ^{b, c *}, Jian Lu ^c, Chuangnian Zhang ^{a, d *}

^a *Tianjin Key Laboratory of Biomaterial Research, Biomedical Barriers Research Center, Institute of Biomedical Engineering, Chinese Academy of Medical Science & Peking Union Medical College, Tianjin, 300192, China*

^b *Department of Gastroenterology, The Affiliated Wuxi No.2 People's Hospital of Nanjing Medical University, Wuxi city, 214002, China*

^c *Department of Gastroenterology, Wuxi No.2 People's Hospital, Affiliated Wuxi Clinical College of Nantong University, Wuxi city, 214002, China*

^d *State Key Laboratory of Medicinal Chemical Biology, Nankai University, Tianjin, 300353, China*

Mengyue Pei and Huiyang Li contributed equally to this work.

*** Corresponding authors**

Dr. Yingwei Zhu, zhuyingw2020@163.com;

Dr. Chuangnian Zhang, cnzhang@mail.nankai.edu.cn;

Supplemental figures

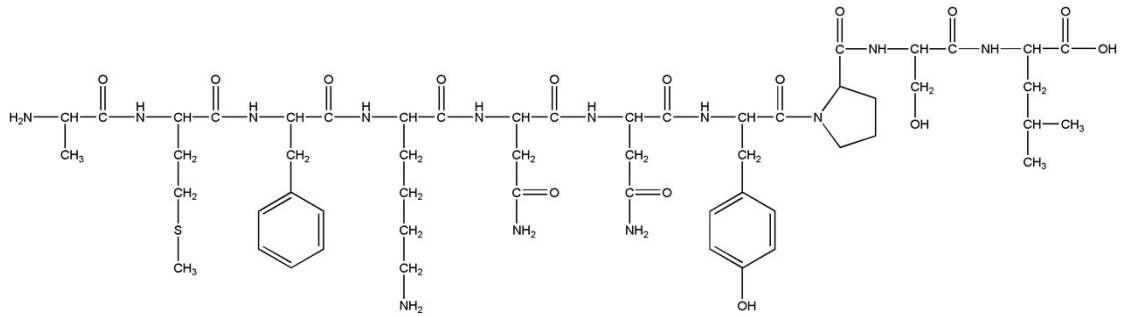


Figure S1. The chemical structure of GPC-3₁₂₇₋₁₃₆ peptide (AMFKNNYPSL).

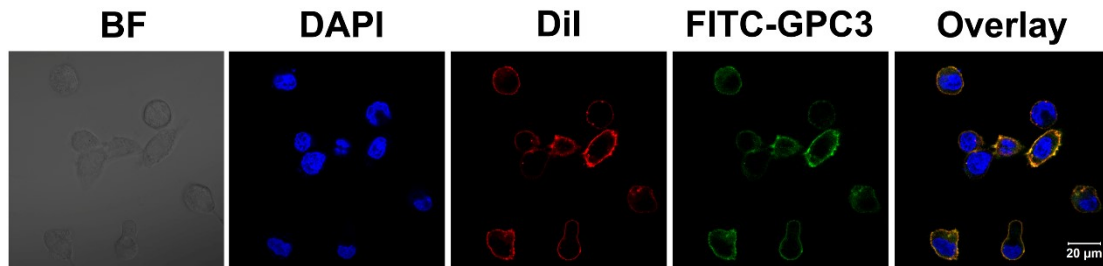


Figure S2. CLSM image of Hepa1-6 cells.

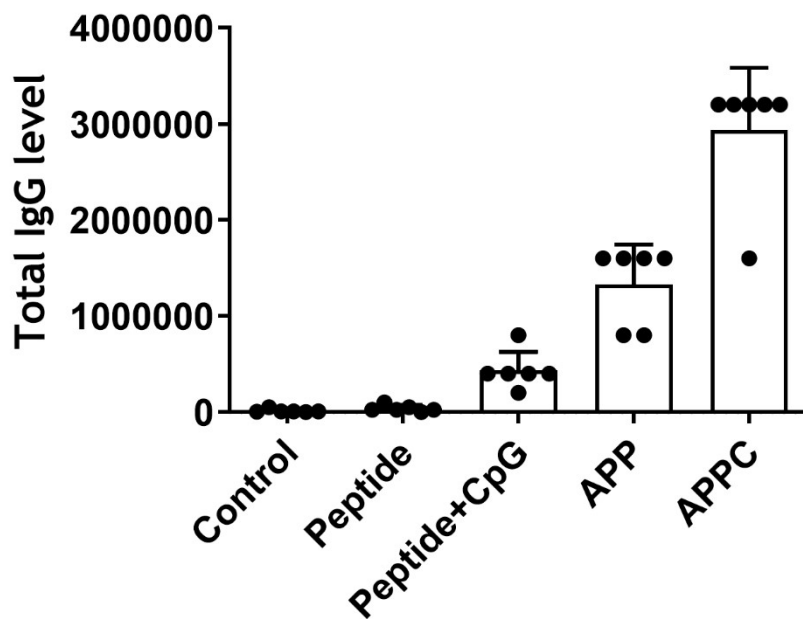


Figure S3. The total IgG level in mice serum.

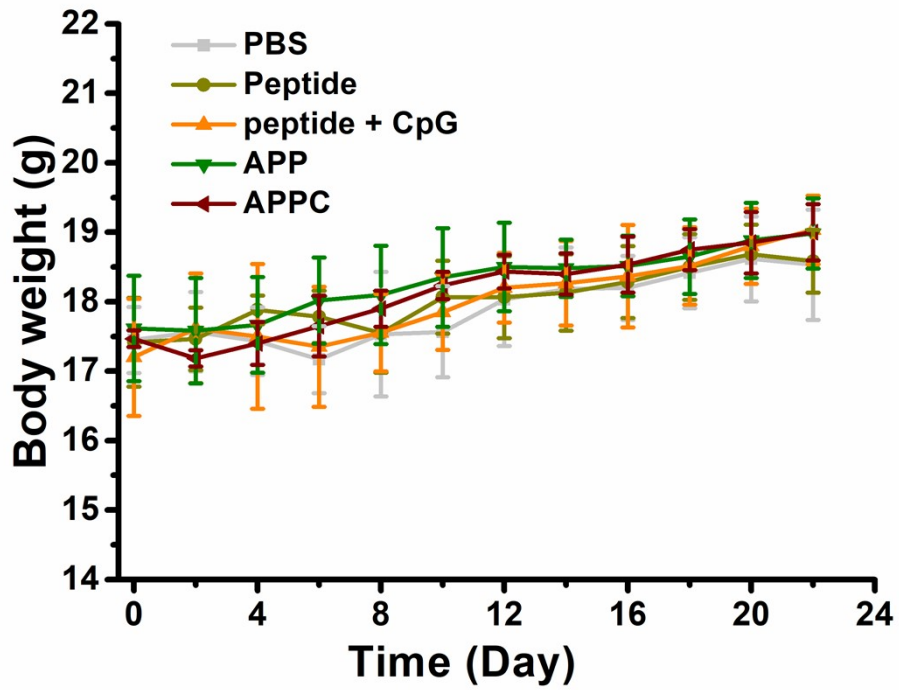


Figure S4. The body weight during the total immunization course.