

Supporting Information

Preparation of $\text{ZnIn}_2\text{S}_4\text{-ZnAlO}_x$ nanocomposite for the photoreduction of CO_2 to CO

Yuqing Shao,^a Xinkui Wang,^{*a} Zhaolin Dou,^b Xiaoyu Liang,^a Xinxin Zhang,^a Min Pang,^c

Qiang Xu,^a Min Ji,^a Min Wang^{*b}

^a State Key Laboratory of Fine Chemicals, School of Chemical Engineering, Dalian University of Technology, Dalian, 116024, Liaoning, China

^b Zhang Dayu School of Chemistry, Dalian University of Technology, Dalian 116024, Liaoning, China

^c Institute of Materials, China Academy of Engineering Physics, Mianyang, 621907, Sichuan, China

**Correspondence to: wangxinkui@dlut.edu.cn and wangmin@dlut.edu.cn*

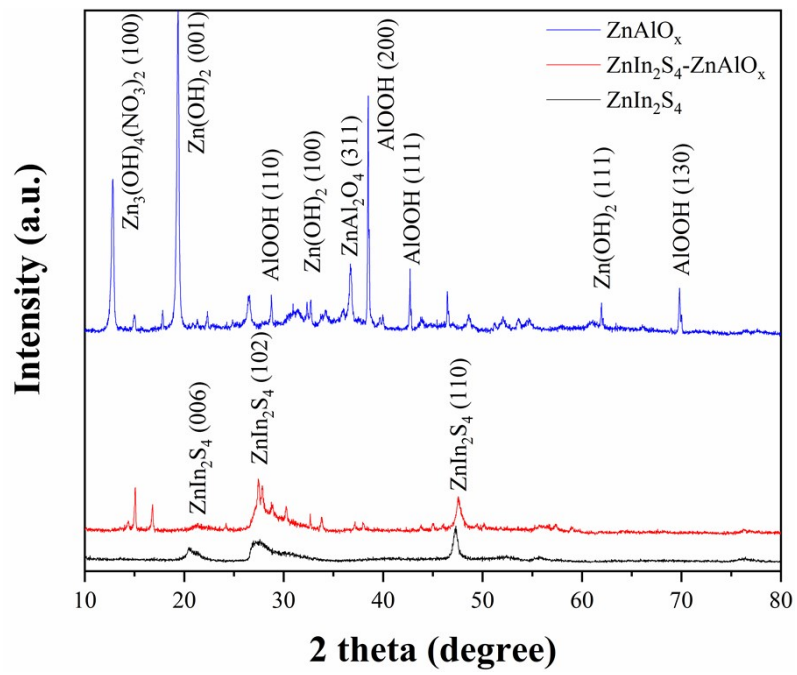


Fig. S1 XRD patterns of ZnAlO_x , $\text{ZnIn}_2\text{S}_4\text{-ZnAlO}_x$ and ZnIn_2S_4




Fig. S2 TEM (a-b) and HRTEM (c-d) images of ZnAlO_x

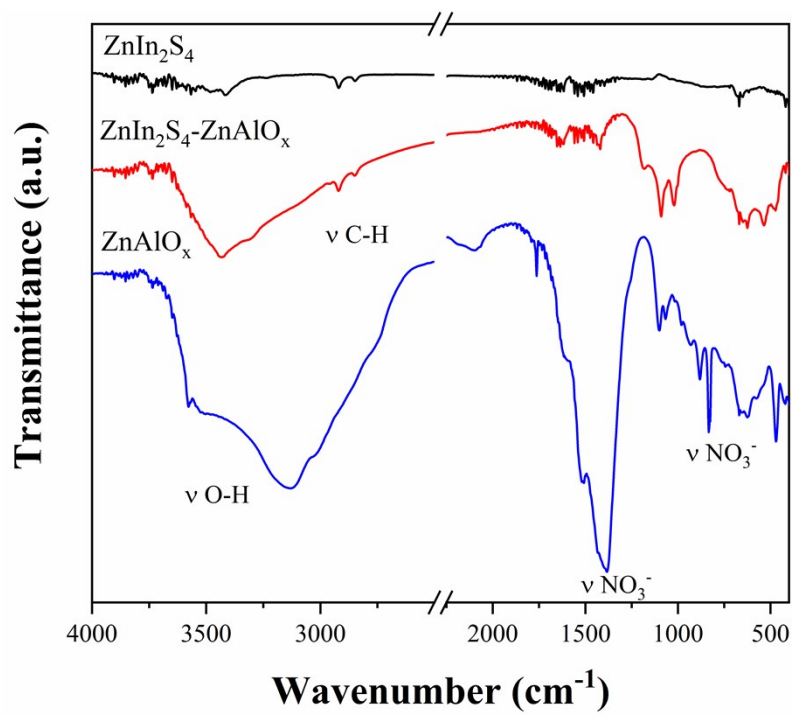


Fig. S3 FT-IR spectrum of ZnAlO_x , ZnIn_2S_4 and $\text{ZnIn}_2\text{S}_4\text{-ZnAlO}_x$




Fig. S4 SEM image of ZnIn_2S_4

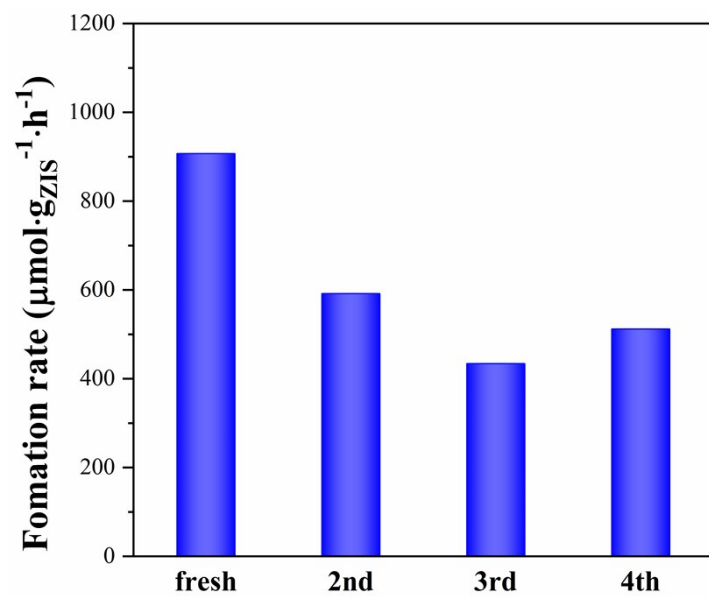


Fig. S5 Stability tests of ZnIn₂S₄-ZnAlO_x