

Rational La-doped hematite as an anode and hydrous cobalt phosphate as a battery-type
electrode for a hybrid supercapacitor

Navajsharif S. Shaikh,^{a,b} Vaibhav. C. Lokhande,^{cd} Taeksoo Ji,^{cd**} Shivaji Ubale,^b Vikas j. Mane,^b
Chandrakant D Lokhande,^b Haseen M Shaikh,^e Jasmin. S. Shaikh,^f Supareak Praserttham,^f Sandip
Sabale,^g Pongsakorn Kanjanaboos^{ah*}

^aSchool of Materials Science and Innovation, Faculty of Science, Mahidol University,
Nakhon Pathom, 73170, Thailand

^bCentre of Interdisciplinary Research, D. Y. Patil University, Kolhapur, Maharashtra, 416006, India

^cDepartment of Electronics and Computer Engineering, Chonnam National University, Gwangju,
61186, South Korea

^dDepartment of ICT Convergence System Engineering, Chonnam National University, Gwangju,
61186, South Korea

^eSardar Patel College of Engineering, Andheri West Mumbai, Maharashtra, 400053, India

^fDepartment of Chemical Engineering, Faculty of Engineering, Chulalongkorn University, Bangkok,
10330, Thailand

^gJaysingpur College, P.G. Department of Chemistry, Jaysingpur, Maharashtra, 416101, India

^hCenter of Excellence for Innovation in Chemistry (PERCH-CIC), Ministry of Higher Education,
Science, Research and Innovation, Bangkok, 10400, Thailand

Corresponding author emails: **tji@chonnam.ac.kr *Pongsakorn.kan@mahidol.edu

Supporting Information:

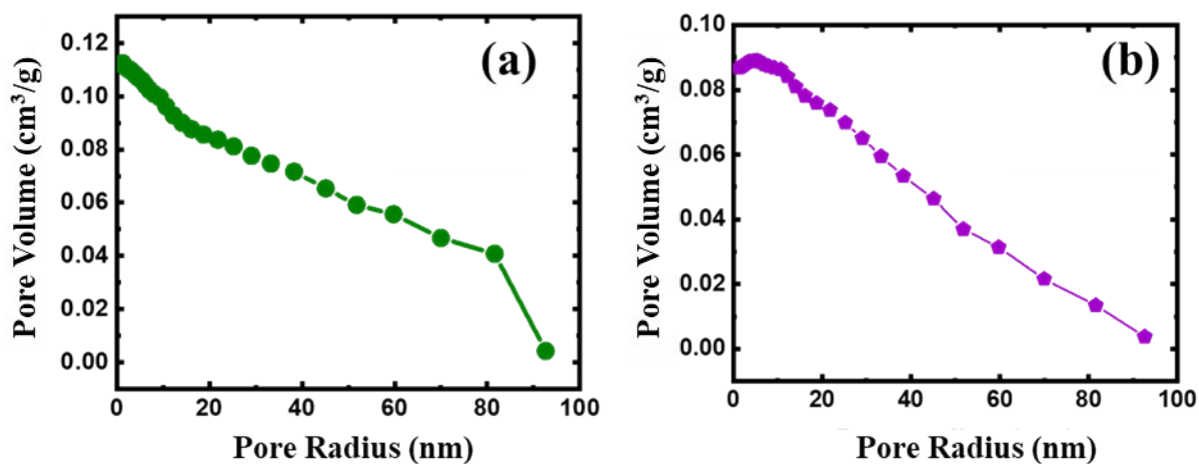


Figure S1. (a) BJH graph for 7.5%La-HMT and (b) BJH graph for CoPO.

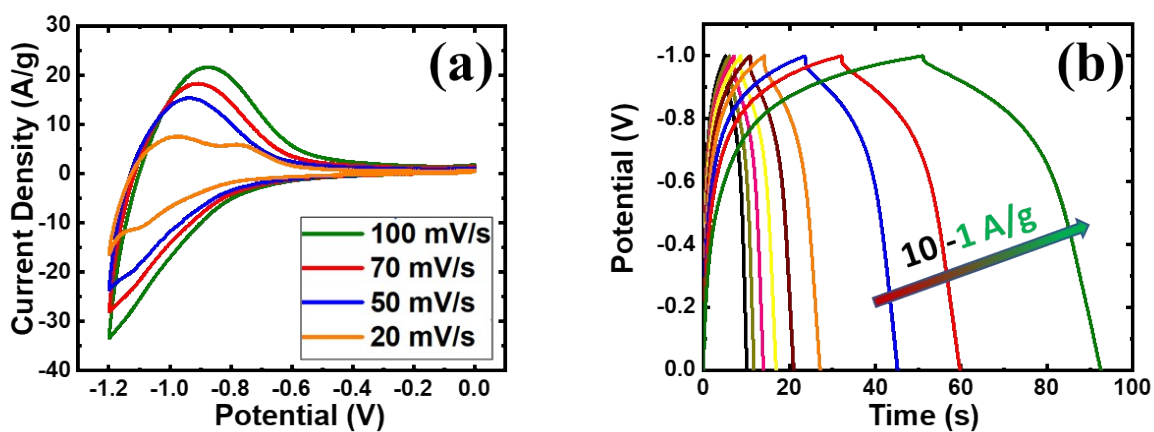


Figure S2. (a) CV curves of HMT at 20-100 mV/s scan rates and (b) GCD curves of HMT.

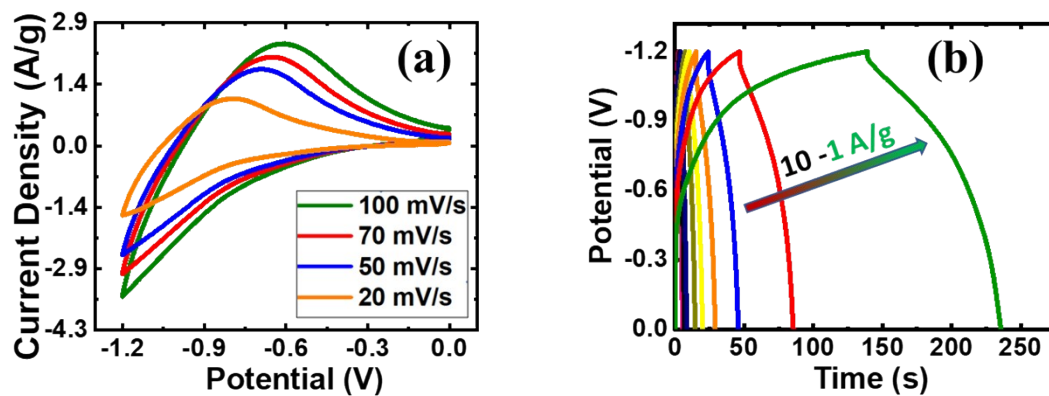


Figure S3. (a) CV curves of 2.5%La-HMT at 20-100 mV/s scan rates and (b) GCD curves of 2.5%La-HMT.

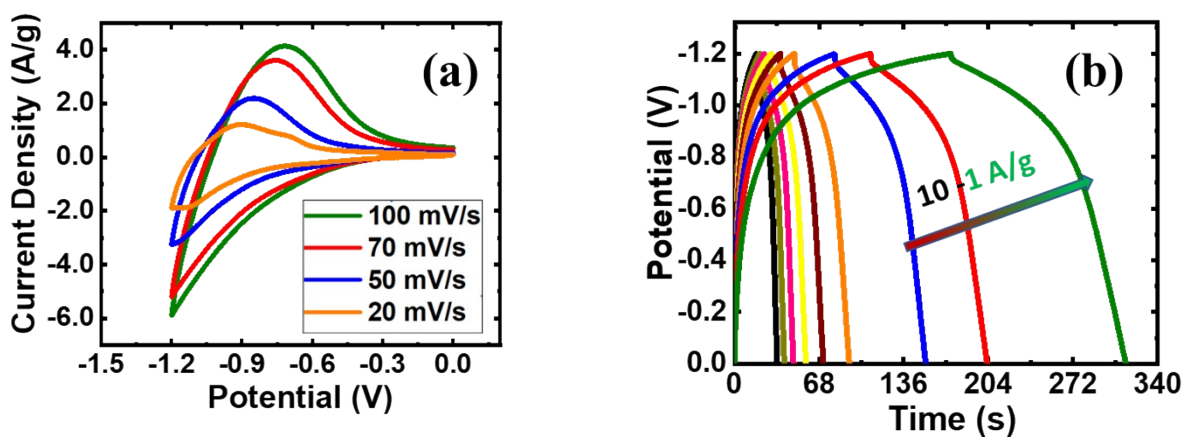


Figure S4. (a) CV curves of 5%La-HMT at 20-100 mV/s scan rate and (b) GCD curves of 5%La-HMT.

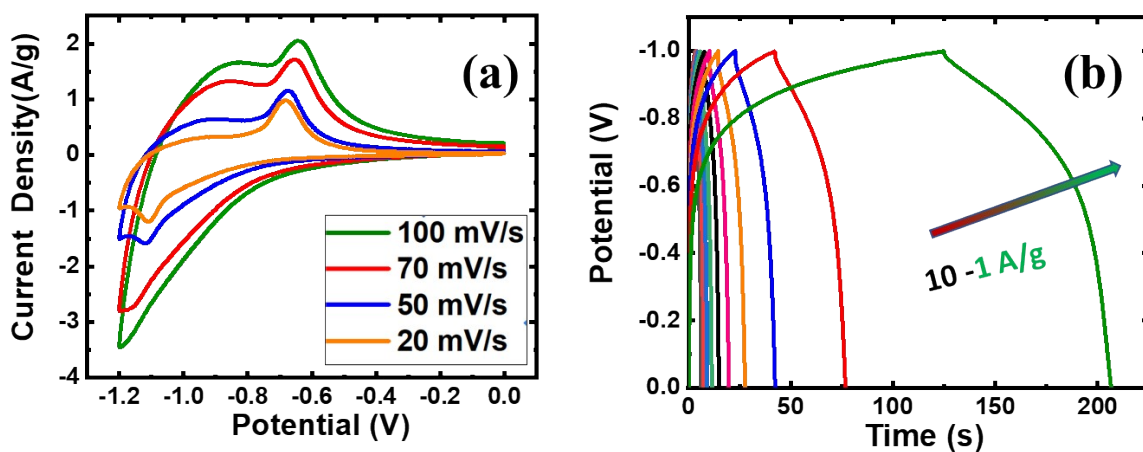


Figure S5. (a) CV curves of 10%La-HMT at 20-100 mV/s scan rates and (b) GCD curves of 10 %La-HMT.

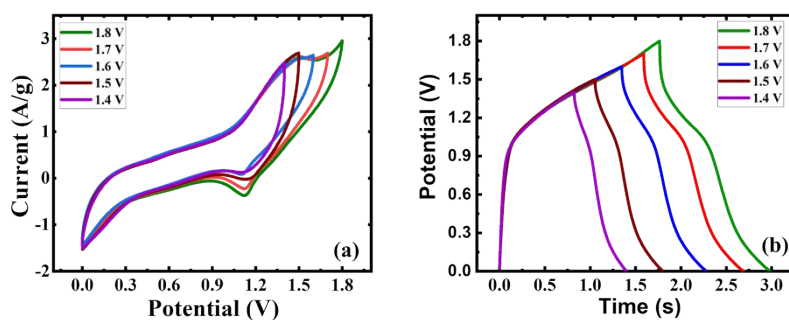


Figure S6. (a and b) Optimization of potential windows of Aq-HSC.