

Electronic Supplementary Information

Electrostatic repulsion strategy for highly selective and sensitive “switch–on” fluorescence sensor of ascorbic acid based on the cysteamine-coated CdTe quantum dots and cerium (IV)

Yifei Guo^a, Jingjing Du^a, Jianjun Li^a, Ran Yang^{*a, b}, Peter de B. Harrington^c and Zhaohui Li^a

^a College of Chemistry, Green Catalysis Center, Henan Joint International Research Laboratory of Green Construction of Functional Molecules and Their Bioanalytical Applications, Zhengzhou University, Zhengzhou, 450001, P.R. China

^b Co-construction Collaborative Innovation Center for Chinese Medicine and Respiratory Diseases by Henan & Education Ministry of P.R. China

^c Center for Intelligent Chemical Instrumentation, Department of Chemistry and Biochemistry, OHIO University, Athens, OH 45701-2979 USA

Prof. Dr. Ran Yang. E-mail address: yangran@zzu.edu.cn

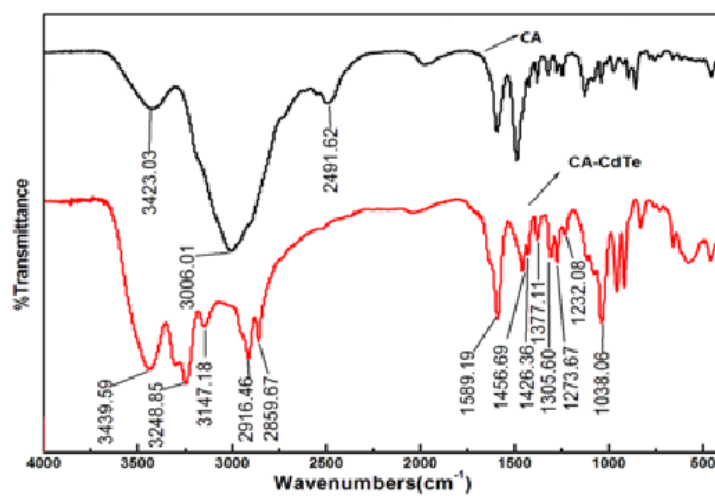


Fig. S1 FT-IR spectra of CA and CA-CdTe QDs.

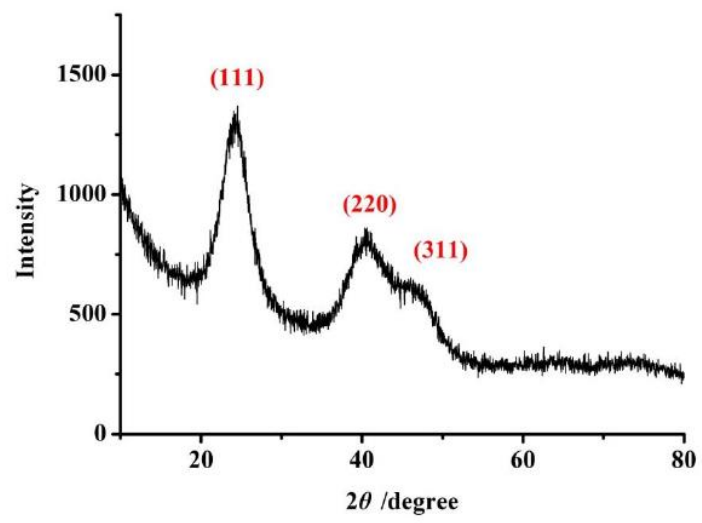


Fig. S2 X-ray diffraction pattern of CA-CdTe QDs.

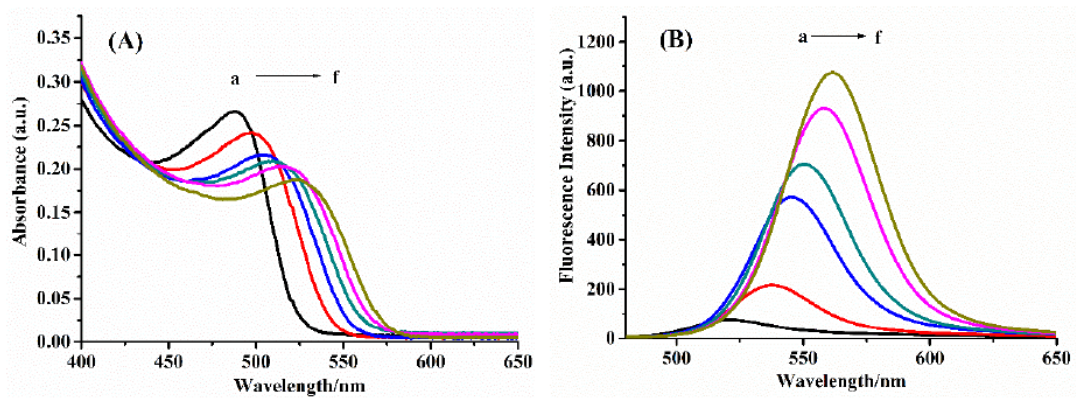


Fig. S3 UV (A) and fluorescence (B) spectra of CA-CdTe QDs (a→f means 0.5 h, 1.0 h, 2.0 h, 3.0 h, 3.5 h, 4.0 h, respectively).