

# Supporting Information

## **Time-dependent air quality and pollutants concentration in Jingjinji region: the future gas capture by green solvents**

Yu Chen<sup>\*,a</sup>, Fucai Dai<sup>a</sup>, Yaoting Duan<sup>a</sup>, Guipeng Ji<sup>\*,b</sup>, Zhengyang Li<sup>c</sup>, Cong Liu<sup>a</sup>, Jixiang Zhang<sup>a</sup>, Yue Bai<sup>a</sup>, Xin Wang<sup>a</sup>

<sup>a</sup> *Department of Chemistry and Material Science, Langfang Normal University, NO. 100 Aimin West Road, Anci District, Langfang 065000, Hebei, P.R. China. E-mail: yuchen@iccas.ac.cn; Phone: +86-0316-2188211.*

<sup>b</sup> *College of Aerospace Engineering, University of Chongqing, NO. 174 Shazheng Street, Shapingba District, Chongqing 400044, China. E-mail: jiguipeng@126.com; Phone: +86-023-65102521.*

<sup>c</sup> *Langfang Qingyue Environmental Technology Co., LTD, NO. 3 Huayuan Road, Economic and Technological Development Zone, Langfang 065000, Hebei, P.R. China. E-mail: qyhj@qingyuehuanjing.com; Phone: +86-0316-2682000.*

## Contents

Figure S1. Effect of time on the air pollutants and AQI in Tianjin. ....	3
Figure S2. Effect of time on the pollution level and major air pollutants in Tianjin. ....	3
Figure S3. Effect of time on the air pollutants and AQI in Shijiazhuang. ....	4
Figure S4. Effect of time on the pollution level and major air pollutants in Shijiazhuang. ....	4
Figure S5. Comparison of the six air pollutants in in Tianjin. ....	5
Figure S6. Comparison of six air pollutants in Shijiazhuang. ....	5
Figure S7. Percentage of pollutant level in Tianjin. ....	6
Figure S8. Percentage of pollutant level in Shijiazhuang. ....	7

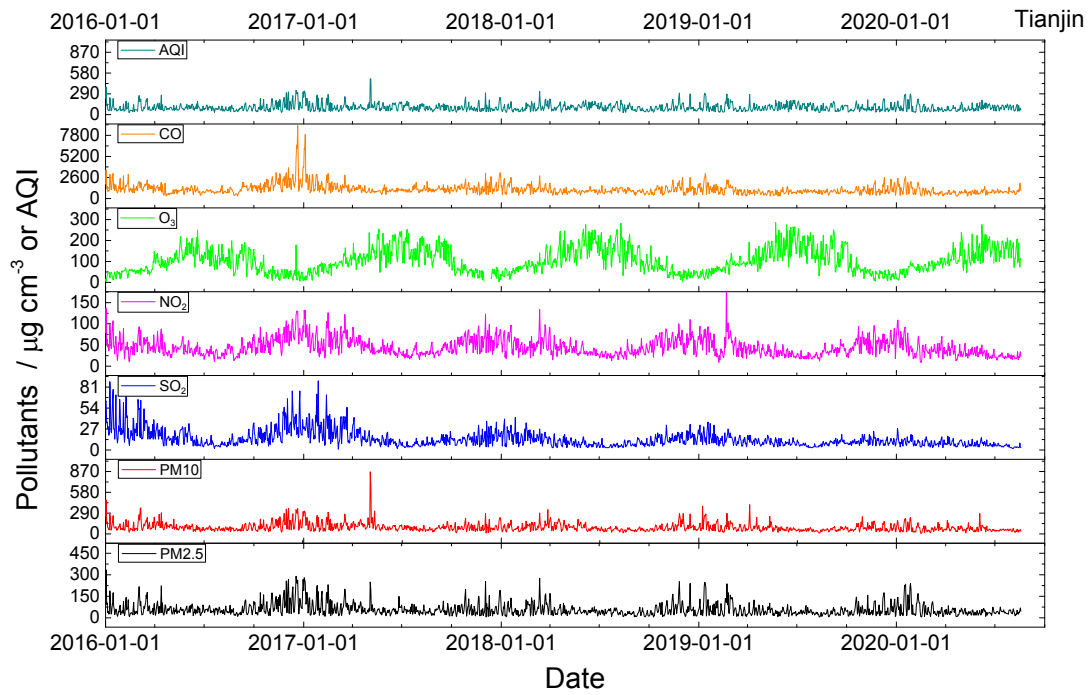


Figure S1. Effect of time on the air pollutants and AQI in Tianjin.

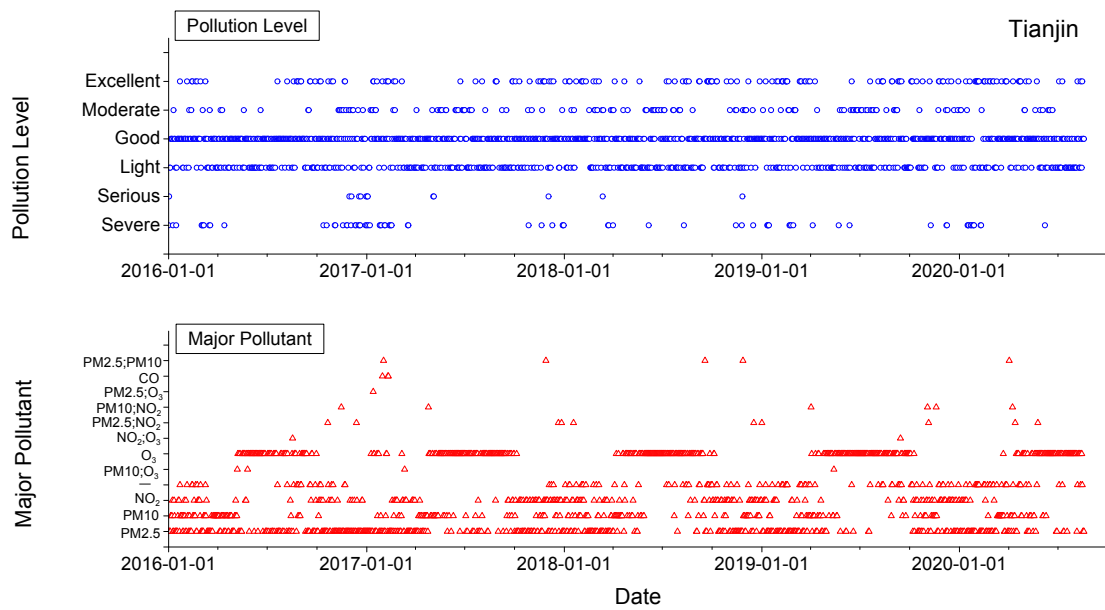


Figure S2. Effect of time on the pollution level and major air pollutants in Tianjin.

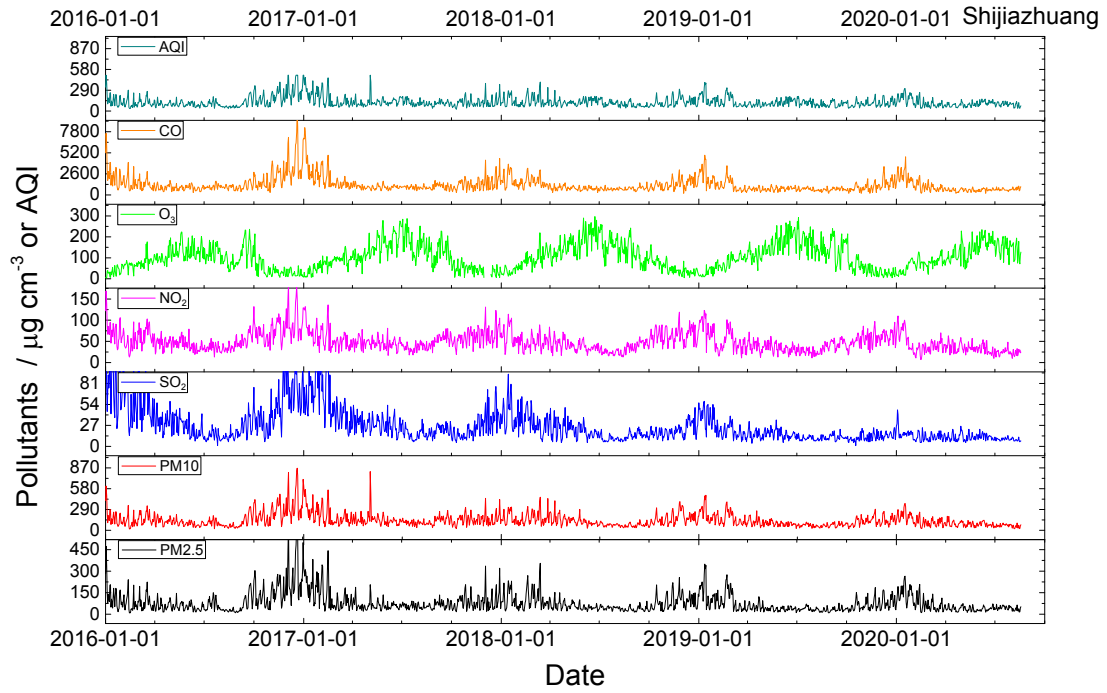


Figure S3. Effect of time on the air pollutants and AQI in Shijiazhuang.

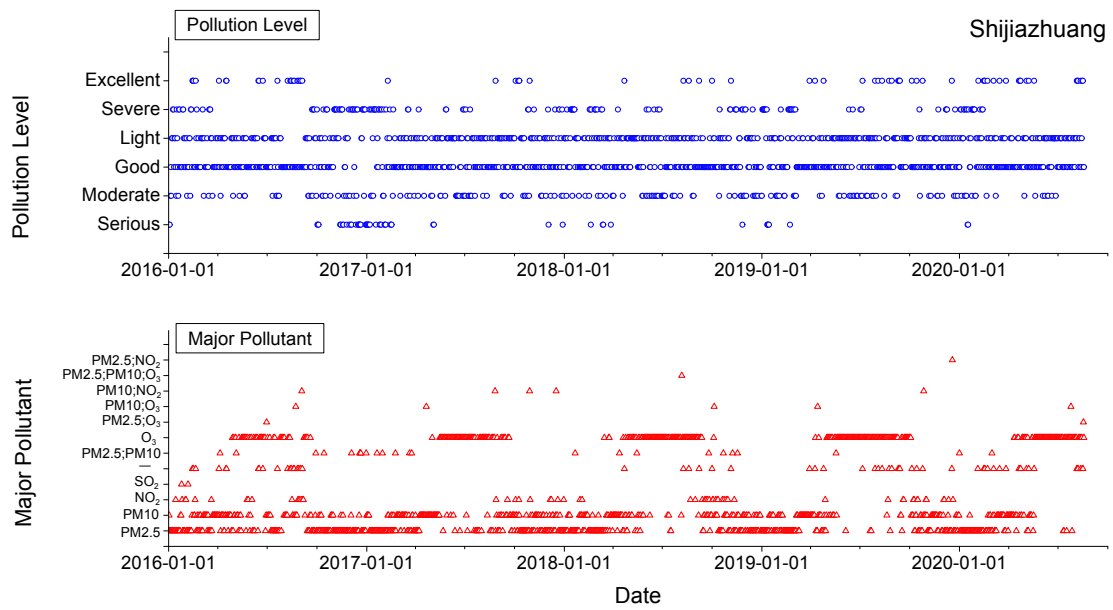


Figure S4. Effect of time on the pollution level and major air pollutants in Shijiazhuang.

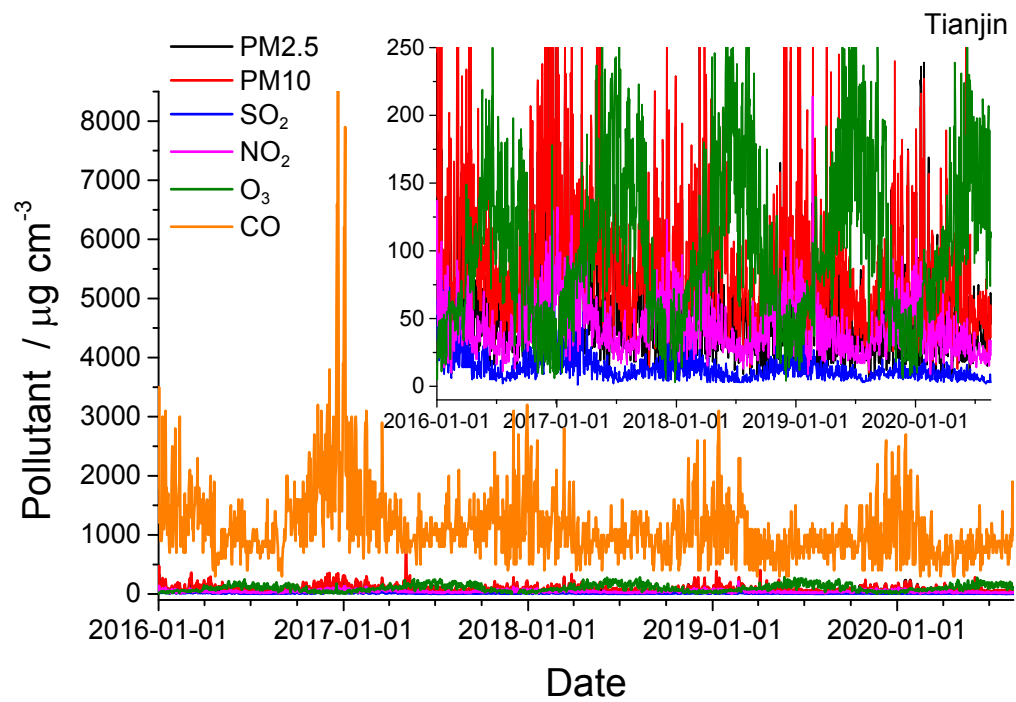


Figure S5. Comparison of the six air pollutants in in Tianjin.

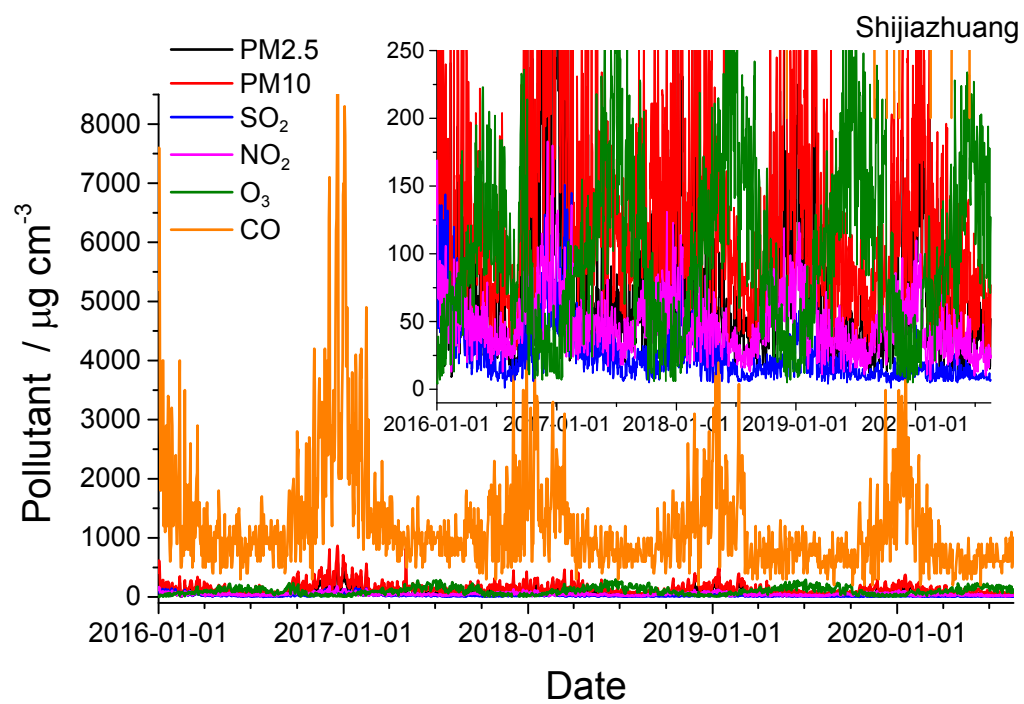
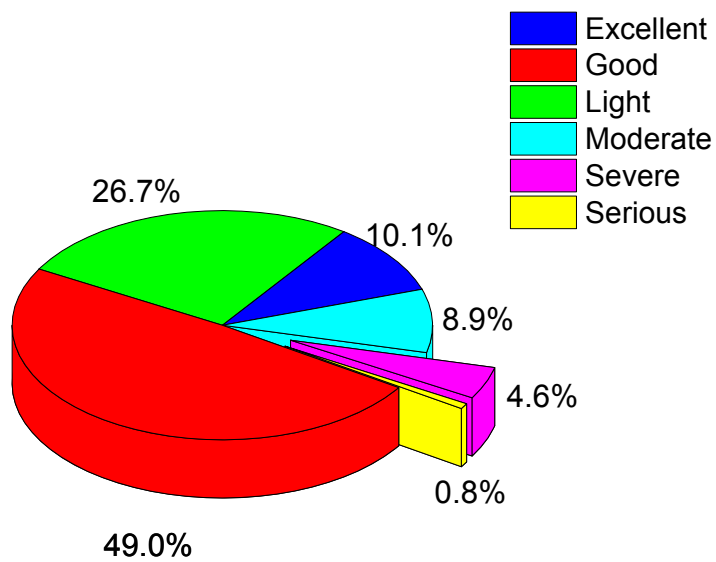
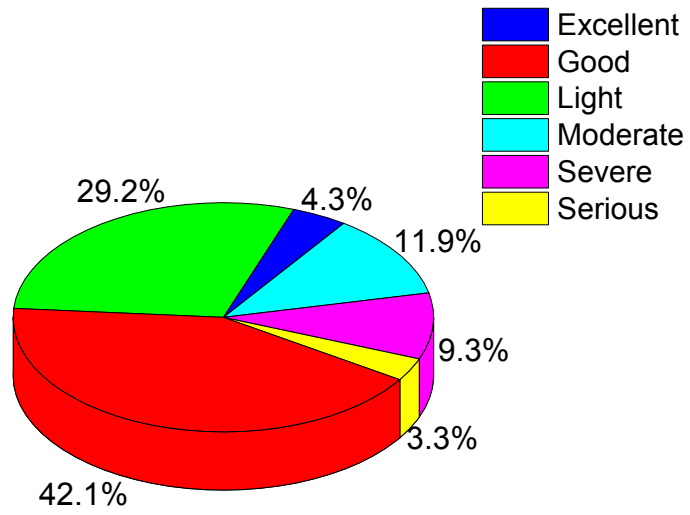


Figure S6. Comparison of six air pollutants in Shijiazhuang.



**Figure S7. Percentage of pollutant level in Tianjin.**



**Figure S8. Percentage of pollutant level in Shijiazhuang.**