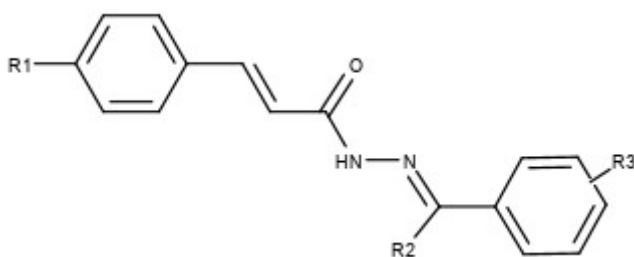
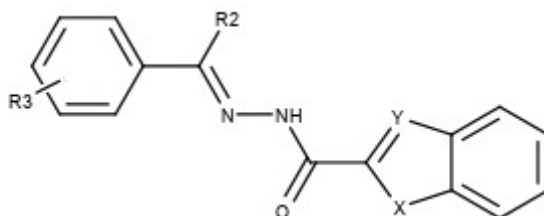


Table 1: 2D- structure and biological activities (EC₅₀) of benzylidene-acrylohydrazone derivatives synthesized by Giancotti and colleagues [30].

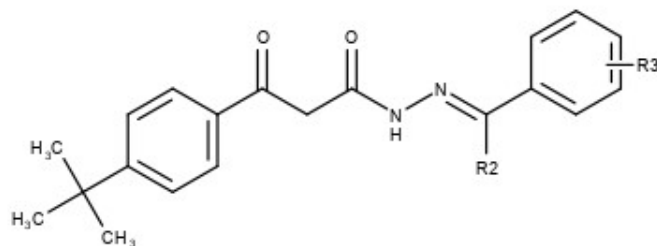


Derivative	R1	R2	R3	EC ₅₀
11 a	<i>i</i> -Pr	H	3,4-OEt	>29.2
11b	CF ₃	H	3,4-OEt	48.9 ± 1.2
11c	OMe	H	3,4-OEt	>271
11d	Ph	H	3,4-OEt	>80.2
12 a	<i>i</i> -Pr	H	4-Me	25.9
12b	CF ₃	H	4-Me	96.3 ± 16.1
12c	OMe	H	4-Me	>112
12d	Ph	H	4-Me	230
13 a	<i>i</i> -Pr	Me	4-C ₆ H ₁₁	>193
13b	CF ₃	Me	4-C ₆ H ₁₁	>241
13c	OMe	Me	4-C ₆ H ₁₁	>87.7
13d	Ph	Me	4-C ₆ H ₁₁	>29.6
16	<i>i</i> -Pr	H	4-OH	>324

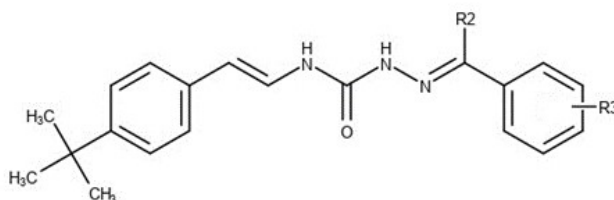


Derivative	X	Y	R2	R3	EC ₅₀
20 a	(CH=CH)	(CH)	H	Ar=3,4-OEt	>276
20b	(N=CH)	(CH)	H	Ar=3,4-OEt	>275

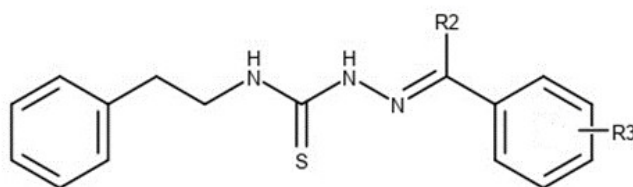
20c	(CH=CH)	(N)	H	Ar=3,4-OEt	>275
20d	(NH)	(CH)	H	Ar=3,4-OEt	>213
20e	(NH)	(N)	H	Ar=3,4-OEt	>284
21 a	(CH=CH)	(CH)	H	Ar=4-Me	>347
21b	(N=CH)	(CH)	H	Ar=4-Me	>346
21c	(CH=CH)	(N)	H	Ar=4-Me	>346
21d	(NH)	(CH)	H	Ar=4-Me	>361
21e	(NH)	(N)	H	Ar=4-Me	>120
22 a	(CH=CH)	(CH)	H	Ar= 4-OH	>344
22b	(N=CH)	(CH)	H	Ar= 4-OH	>343
22c	(CH=CH)	(N)	H	Ar= 4-OH	>343
22d	(NH)	(CH)	H	Ar= 4-OH	348
22e	(NH)	(N)	H	Ar= 4-OH	>357
23 a	(CH=CH)	(CH)	Me	R3= 4- C6H11	>270
23b	(N=CH)	(CH)	Me	R3= 4- C6H11	>202
23c	(CH=CH)	(N)	Me	R3= 4- C6H11	>269
23d	(NH)	(CH)	Me	R3= 4- C6H11	>209
23e	(NH)	(N)	Me	R3= 4- C6H11	2.6



Derivative	R2	R3	EC ₅₀
27	H	Ar = 3,4-OEt	>244
28	H	Ar = 4-Me	>74
29	H	Ar = 4-OH	7.2 ± 1.3

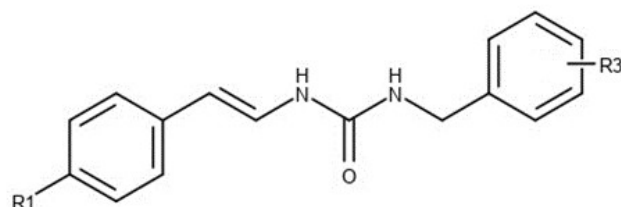


Derivative	R2	R3	EC ₅₀
35	H	Ar = 3,4-OEt	>100
36	H	Ar = 4-Me	246 ± 52.1
37	H	Ar = 4-OH	5,6 ± 0.4
38	Me	Ar = 4-C ₆ H ₁₁	42.3 ± 15.7

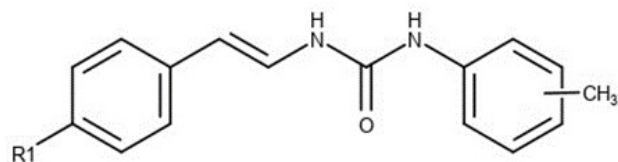


Derivative	R2	R3	EC ₅₀
41	H	Ar = 3,4-OEt	5.9 ± 1.1

42	H	Ar = 4-Me	>336
43	H	Ar = 4-OH	48.3 ± 19.9
44	Me	Ar = 4-C ₆ H ₁₁	4.3 ± 0.5

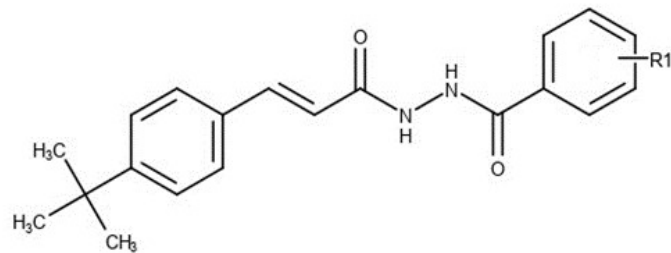


Derivative	R1	R3	EC ₅₀
51	<i>t</i> -Bu	3,4-OMe	11.6
52	<i>t</i> -Bu	4-Me	>103
53	<i>t</i> -Bu	H	>107
54	H	3,4-OMe	>320
55	H	4-Me	>376

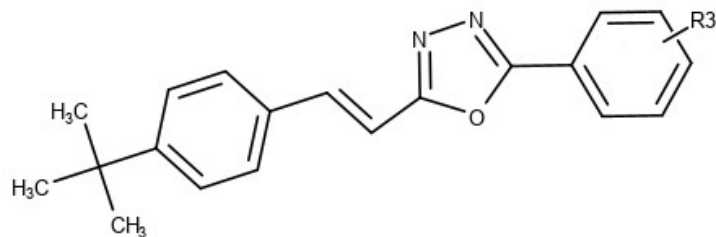


Derivative	R1	R3	EC ₅₀
58	<i>t</i> -Bu	4-Me	>61
59	<i>t</i> -Bu	4-OH	9.1

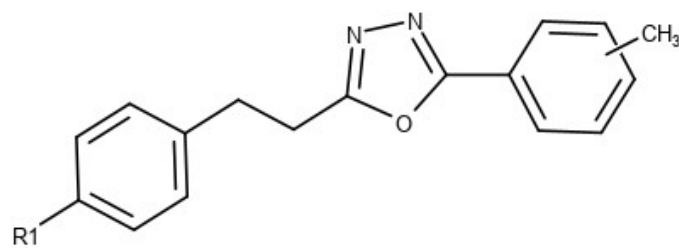
60	H	4-Me	>396
61	H	4-OH	>393



Derivative	R3	EC ₅₀
69	3,4-OEt	>244
70	4-Me	>99.1

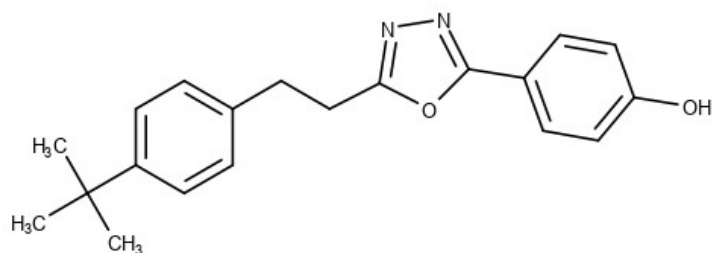


Derivative	R3	EC ₅₀
71	3,4-OEt	29
72	4-Me	>157

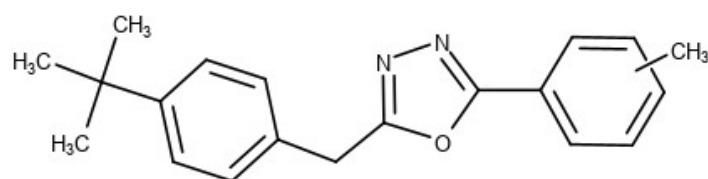


Derivative	R1	R3	EC ₅₀
------------	----	----	------------------

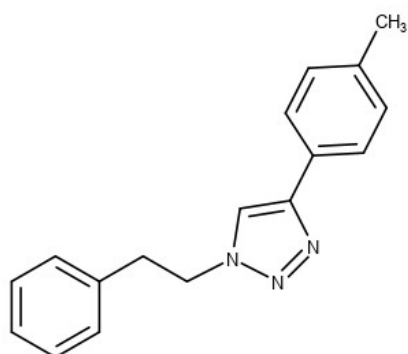
77	<i>t</i> -Bu	3,4-OEt	12.4 ± 2.1
78	<i>t</i> -Bu	4-Me	17.2
79	H	3,4-OEt	>98.4
80	H	4-Me	>378



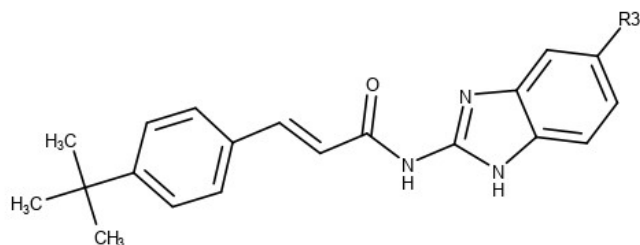
Derivativ e	EC ₅₀
93	122 ± 15



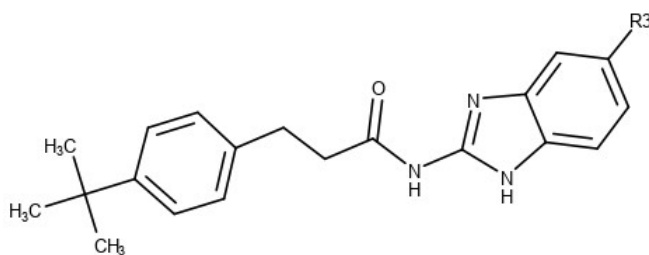
Derivati ve	R3	EC ₅₀
88	3,4-OEt	39.7
89	4-Me	17.9



Derivative	EC ₅₀
93	122 ± 15



Derivative	R3	EC ₅₀
98	Me	>300
99	H	>157



Derivative	R3	EC ₅₀
100	Me	>298
101	H	>311