

# Synthesis of novel pyridinium 1,5-zwitterions and their reactivity with isatin-based $\alpha$ -(trifluoromethyl)imines: a sulfur-controlled domino reaction

Gaoting Zhang, Yingjie Lei, Aimin Yu, Xiangtai Meng\*, Lei Zhang\*

<sup>†</sup>Tianjin Key Laboratory of Organic Solar Cells and Photochemical Conversion, School of Chemistry & Chemical Engineering Tianjin University of Technology, Tianjin 300384, P.R. China

<sup>‡</sup>Tianjin Engineering Technology Center of Chemical Wastewater Source Reduction and Recycling, School of Science Tianjin Chengjian University, Tianjin 300384, P.R. China

## Table of contents

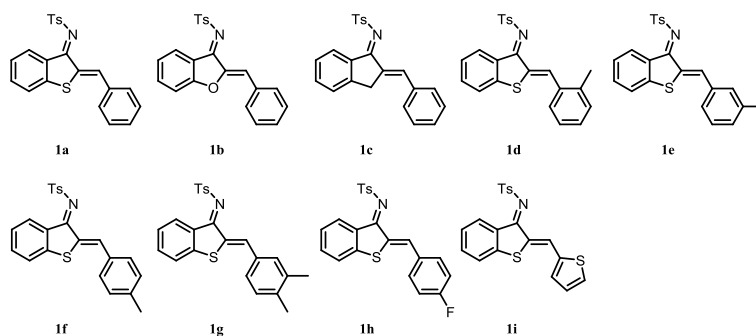
1. General Experimental Information.....	S2
2. The structure of 1-azadiene <b>1</b> and Isatin-derived $\alpha$ -(trifluoromethyl)imine <b>2</b> .....	S2
3. General procedure for the synthesis of <b>4</b> and <b>5</b> .....	S2
4. Procedure for the 1 mmol Scale Reaction of <b>3a</b> , <b>4a</b> and <b>5a</b> .....	S3
5. <sup>1</sup> H NMR of reaction of <b>2a</b> and DMAP.....	S3
6. Table S1 Optimization of the reaction conditions.....	S4
7. Characterization of all new compounds.....	S4
8. NMR spectra of all new compounds.....	S26
9. Computational details and archive entries.....	S93
10. X-ray Data Collection and Structure Determinations.....	S124
11. X-ray Crystal Structures.....	S133
12. Reference.....	S135

## 1. General information and materials

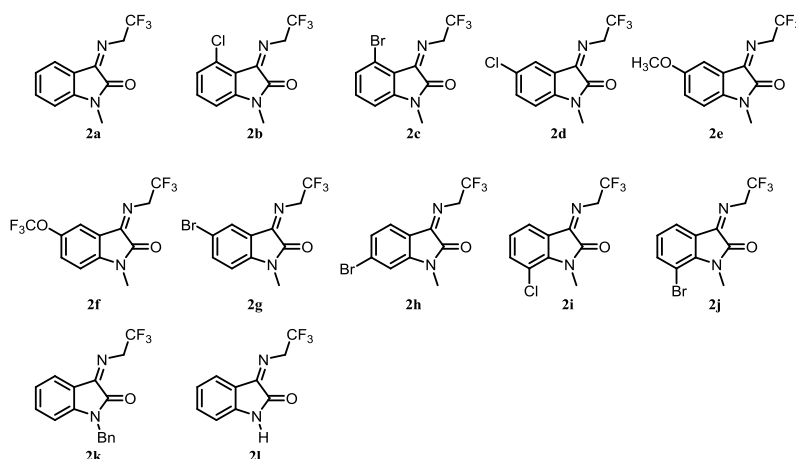
All reactions were performed under Ar atmospheres in oven-dried glassware with magnetic stirring. Unless otherwise stated, all reagents were purchased from commercial suppliers (Aldrich, TCI or Alfa Aesar) and used without further purification. All solvents were purified and dried according to standard methods prior to use. TLC monitored all reactions with silica gel-coated plates. Flash column chromatography was performed using 200-300 mesh silica gel.  $^1\text{H}$ - and  $^{13}\text{C}$  NMR spectra were recorded at ambient temperature on Bruker 400 or 600 instruments. All spectra were referenced to  $\text{CDCl}_3$  ( $^1\text{H}$   $\delta$  7.26 ppm and  $^{13}\text{C}$  NMR  $\delta$  77.00 ppm).  $^{19}\text{F}$  NMR spectrum was recorded on Bruker 400 (376 MHz) spectrometers with  $\text{CFCl}_3$  as external standard. HRMS were obtained on Waters Xevo Q-TOF MS with ESI resource. Melting points were measured on a RY-I apparatus and are reported uncorrected. IR was measured on a Perkin-Elmer 983G apparatus. Compound **1a**, **1c**, **1d**, **1f**, **1g** was synthesized according to the reported method<sup>[1], [2]</sup>, and the synthesis method of **1b**, **1e** are similar to **1a**. Compound **2** was synthesized according to the reported method<sup>[3]</sup>.

## 2. The structure of 1-azadiene **1** and Isatin-derived $\alpha$ -(trifluoromethyl)imine **2**

### 1-azadiene **1**



### Isatin-derived $\alpha$ -(trifluoromethyl)imine **2**



## 3. General procedure for the synthesis of **3a**, **4** and **5**

### **3a**

Under Ar atmosphere, **1a** (79.3 mg, 0.20 mmol) and DMAP (24.6 mg, 0.2 mmol) were dissolved in  $\text{CH}_3\text{CN}$  2 mL. The mixture was stirred at 20 °C for 1min and white solid was obtained. After filtration, **3a** was obtained in 83% yield (86 mg).

### **4a** as an example

Under Ar atmosphere, **1a** (39.15 mg, 0.10 mmol) and DMAP (2.45 mg, 0.02 mmol) were dissolved in  $\text{CH}_3\text{CN}$  1 mL. To the above reaction mixture, **2a** (29.06 mg, 0.12 mmol) was added. Then, the mixture

was stirred at 20 °C until the reaction was completed monitored by TLC analysis about 1 min. After the reaction completed, the reaction mixture was extracted with ethyl acetate (2 × 10 mL). The combined organic layers were dried over anhydrous Mg<sub>2</sub>SO<sub>4</sub> and evaporated under vacuum. The residue was purified by column chromatography (ethyl acetate: petroleum ether = 1:5) to give **4a** (53 mg, 82%) as white solid. **5a** as an example

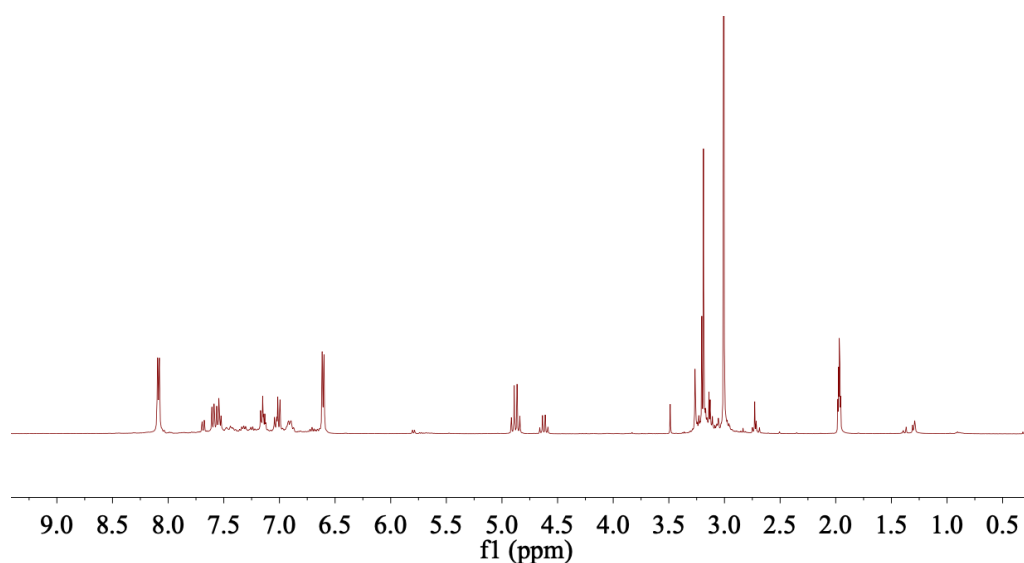
Under Ar atmosphere, **1a** (39.15 mg, 0.10 mmol) and DMAP (2.45 mg, 0.02 mmol) were dissolved in CH<sub>3</sub>CN 1 mL. To the above reaction mixture, **2a** (29.06 mg, 0.12 mmol) was added. The resulting reaction mixture was allowed to warm to reflux and stirred for 30 min. After the reaction completed (monitored by TLC), the reaction mixture was extracted with ethylacetate (2 × 10 mL). The combined organic layers were dried over anhydrous Mg<sub>2</sub>SO<sub>4</sub> and evaporated under vacuum. The residue was purified by column chromatography (ethyl acetate: petroleum ether = 1:5) to give **5a** (40 mg, 63%) as yellow solid.

#### 4. Procedure for the 1 mmol Scale Reaction of **4a** and **5a**

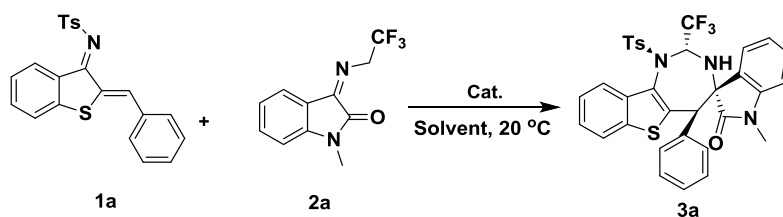
Under Ar atmosphere, **1a** (391.5 mg, 1.00 mmol) and DMAP (24.5 mg, 0.20 mmol) were dissolved in CH<sub>3</sub>CN 10 mL. To the above reaction mixture, **2a** (290.6 mg, 1.20 mmol) was added. Then, the mixture was stirred at 20 °C until the reaction was completed monitored by TLC analysis about 10 min. After the reaction completed, the reaction mixture was extracted with ethylacetate (20 × 10 mL). The combined organic layers were dried over anhydrous Mg<sub>2</sub>SO<sub>4</sub> and evaporated under vacuum. The residue was purified by column chromatography (ethyl acetate: petroleum ether = 1:5) to give **4a** (422 mg, 66%) as white solid.

Under Ar atmosphere, **1a** (391.5 mg, 1.00 mmol) and DMAP (24.5 mg, 0.20 mmol) were dissolved in CH<sub>3</sub>CN 10 mL. To the above reaction mixture, **2a** (290.6 mg, 1.20 mmol) was added. The resulting reaction mixture was allowed to warm to reflux and stirred for 60 min. After the reaction completed (monitored by TLC), the reaction mixture was extracted with ethylacetate (20 × 10 mL). The combined organic layers were dried over anhydrous Mg<sub>2</sub>SO<sub>4</sub> and evaporated under vacuum. The residue was purified by column chromatography (ethyl acetate: petroleum ether = 1:5) to give **5a** (305 mg, 48%) as yellow solid.

#### 5. <sup>1</sup>H NMR of reaction of **2a** and DMAP



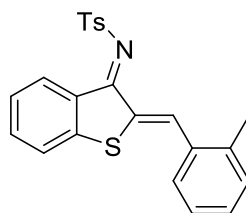
## 6. Table S1 Optimization of the reaction conditions<sup>a</sup>



Entry	Cat.	Solvent	Time/min	Yield/% (3a) <sup>b</sup>
1	pyridine	CH <sub>3</sub> CN	10 h	50
2	4-Me-pyridine	CH <sub>3</sub> CN	10 h	57
3	4-MeO-pyridine	CH <sub>3</sub> CN	8 h	28
4	3-Br-pyridine	CH <sub>3</sub> CN	10 h	0
5	DMAP	CH <sub>3</sub> CN	1	82
6	DABCO	CH <sub>3</sub> CN	50	50
7	DMAP	toluene	15	51
8	DMAP	CHCl <sub>3</sub>	15	30
9	DMAP	CH <sub>2</sub> Cl <sub>2</sub>	20	33
10	DMAP	THF	15	32
11	DMAP	DMF	15	45
12 <sup>c</sup>	DMAP	CH <sub>3</sub> CN	1	51
13 <sup>d</sup>	DMAP	CH <sub>3</sub> CN	1	75

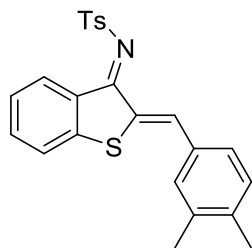
<sup>a</sup> Reaction conditions: **1a** (0.1 mmol), **2a** (0.12 mmol) and catalyst (0.02 mmol) in solvent (1 mL) at 20 °C. <sup>b</sup> Isolated yields. <sup>c</sup> 1a:2a = 1:1. <sup>d</sup> 1a:2a = 1:1.5.

## 7. Characterization of all new compounds



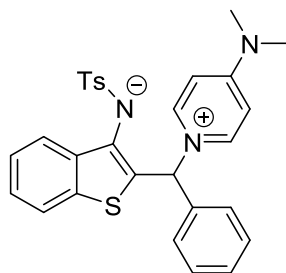
### 4-methyl-N-((E)-2-((Z)-2-methylbenzylidene)benzo[*b*]thiophen-3(2H)-ylidene)benzenesulfonamide (**1d**)

Red solid: 376 mg (yield 19%);  $R_f$  (ethyl acetate : petroleum ether = 1:5) = 0.5; mp 139-141 °C; IR (KBr) 2362, 1590, 1508, 1277, 1140, 1071, 848, 744, 545 cm<sup>-1</sup>; <sup>1</sup>H NMR (400 MHz, CDCl<sub>3</sub>) δ 8.75 (d,  $J$  = 8.0 Hz, 1H), 8.59 (s, 1H), 8.02 (d,  $J$  = 8.2 Hz, 2H), 7.77 – 7.65 (m, 1H), 7.59 – 7.53 (m, 1H), 7.45 (d,  $J$  = 8.0 Hz, 1H), 7.39 – 7.29 (m, 5H), 7.26 – 7.23 (m, 1H), 2.47 (s, 3H), 2.40 (s, 3H) ppm. <sup>13</sup>C{<sup>1</sup>H} NMR (100 MHz, CDCl<sub>3</sub>) δ 170.0, 147.8, 143.0, 140.1, 139.8, 135.7, 135.3, 133.8, 133.0, 131.4, 130.9, 130.5, 129.6, 129.4, 129.0, 126.6, 126.4, 125.7, 123.3, 21.6, 20.1 ppm. HRMS (ESI-TOF)  $m/z$  [M + H]<sup>+</sup> calcd for C<sub>23</sub>H<sub>20</sub>NO<sub>2</sub>S<sup>+</sup> 406.0930, found 406.0948.



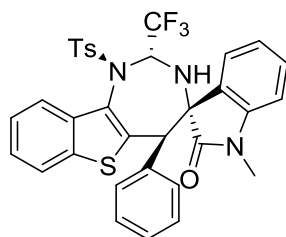
***N*-((*E*)-2-((*Z*)-3,4-dimethylbenzylidene)benzo[*b*]thiophen-3(2*H*)-ylidene)-4-methylbenzenesulfonamide (1g)**

Red solid: 387 mg (yield 20%);  $R_f$  (ethyl acetate : petroleum ether = 1:5) = 0.5; mp 168-170 °C; IR (KBr) 2359, 1588, 1526, 1305, 1144, 1085, 813, 724, 562  $\text{cm}^{-1}$ ;  $^1\text{H}$  NMR (400 MHz,  $\text{CDCl}_3$ )  $\delta$  8.92 (d,  $J$  = 8.0 Hz, 1H), 8.16 (s, 1H), 8.01 (d,  $J$  = 8.4 Hz, 2H), 7.56 (t,  $J$  = 7.6 Hz, 1H), 7.49 (d,  $J$  = 8.0 Hz, 1H), 7.46 – 7.28 (m, 5H), 7.22 (d,  $J$  = 8.4 Hz, 1H), 2.48 (s, 3H), 2.31 (s, 6H) ppm.  $^{13}\text{C}\{^1\text{H}\}$  NMR (100 MHz,  $\text{CDCl}_3$ )  $\delta$  170.4, 147.5, 142.9, 140.3, 140.23, 140.18, 137.5, 136.9, 135.1, 132.7, 132.18, 132.15, 132.0, 131.1, 130.4, 128.9, 126.7, 125.6, 123.3, 21.6, 20.0, 19.8 ppm. HRMS (ESI-TOF)  $m/z$  [ $\text{M} + \text{H}$ ] $^+$  calcd for  $\text{C}_{24}\text{H}_{22}\text{NO}_2\text{S}_2^+$  420.1086, found 420.1085.



**2-((4-(dimethylamino)pyridin-1-ium-1-yl)(phenyl)methyl)benzo[*b*]thiophen-3-yl(tosyl)amide (3a)**

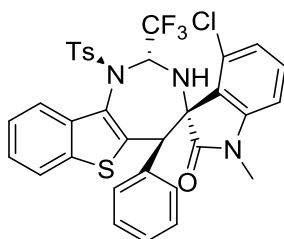
White solid: 86 mg (yield 83%, 0.2 mmol scale); mp 145-147 °C; IR (KBr) 1647, 1149, 1118, 1079, 750, 778, 741;  $^1\text{H}$  NMR (400 MHz,  $\text{CD}_3\text{CN}$ )  $\delta$  7.91 (d,  $J$  = 7.8 Hz, 2H), 7.53 (d,  $J$  = 8.1 Hz, 3H), 7.41 – 7.32 (m, 4H), 7.27 – 7.15 (m, 3H), 7.10 – 7.00 (m, 4H), 6.74 (d,  $J$  = 7.7 Hz, 2H), 3.15 (s, 6H), 2.28 (s, 3H) ppm.  $^{13}\text{C}\{^1\text{H}\}$  NMR (101 MHz,  $\text{CD}_3\text{CN}$ )  $\delta$  156.4, 149.2, 145.3, 143.4, 140.8, 139.4, 139.0, 138.7, 137.9, 128.9, 128.7, 128.6, 127.2, 125.9, 125.1, 124.9, 123.5, 122.3, 107.3, 67.7, 39.6, 20.3 ppm. HRMS (ESI-TOF)  $m/z$  [ $\text{M} + \text{H}$ ] $^+$  calcd for  $\text{C}_{29}\text{H}_{28}\text{N}_3\text{O}_2\text{S}_2^+$  514.1617, found 514.1617.



**1'-methyl-5-phenyl-1-tosyl-2-(trifluoromethyl)-1,2,3,5-tetrahydrospiro[benzo[4,5]thieno[3,2-*d*][1,3]diazepine-4,3'-indolin]-2'-one (4a)**

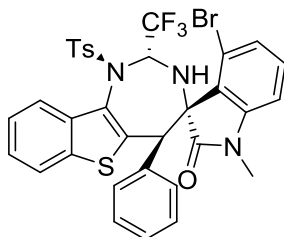
White solid: 53 mg (yield 82%);  $R_f$  (ethyl acetate : petroleum ether = 1:5) = 0.4; mp 228-230 °C; IR (KBr) 3328, 1715, 1613, 1469, 1351, 1152, 965, 705, 592  $\text{cm}^{-1}$ ;  $^1\text{H}$  NMR (400 MHz,  $\text{CDCl}_3$ )  $\delta$  7.99 – 7.83 (m, 1H), 7.77 (d,  $J$  = 8.0 Hz, 1H), 7.58 (d,  $J$  = 8.0 Hz, 2H), 7.39 – 7.26 (m, 2H), 7.24 – 7.07 (m, 8H), 7.01 (d,  $J$  = 7.2 Hz, 2H), 6.65 – 6.49 (m, 1H), 6.21 (dq,  $J$  = 14.0, 4.6 Hz, 1H), 4.98 (s, 1H), 3.02 (d,  $J$  = 14.0 Hz, 1H), 2.86 (s, 3H), 2.39 (s, 3H) ppm.  $^{13}\text{C}\{^1\text{H}\}$  NMR (100 MHz,  $\text{CDCl}_3$ )  $\delta$  174.3, 144.8, 143.3,

143.0, 137.7, 136.5, 136.3, 133.6, 129.7, 129.6, 129.5, 128.3, 128.2, 128.1, 127.9, 125.4 (q,  $^1J_{C-F}$  = 251.1 Hz), 124.9, 124.7, 124.5, 124.0, 123.3, 122.5, 121.8, 108.6, 65.9 (q,  $^2J_{C-F}$  = 32.7 Hz), 63.7, 51.3, 25.9, 21.6 ppm.  $^{19}\text{F}$  NMR (376 MHz,  $\text{CDCl}_3$ )  $\delta$  -78.05 ppm. HRMS (ESI-TOF)  $m/z$   $[\text{M} + \text{H}]^+$  calcd for  $\text{C}_{33}\text{H}_{27}\text{F}_3\text{N}_3\text{O}_3\text{S}_2^+$  634.1440, found 634.1442.



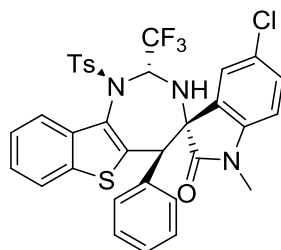
**4'-chloro-1'-methyl-5-phenyl-1-tosyl-2-(trifluoromethyl)-1,2,3,5-tetrahydrospiro[benzo[4,5]thieno[3,2-d][1,3]diazepine-4,3'-indolin]-2'-one (4b)**

White solid: 56 mg (yield 82%);  $R_f$  (ethyl acetate : petroleum ether = 1:5) = 0.4; mp 226-228 °C; IR (KBr) 3448, 1713, 1610, 1457, 1351, 1192, 1162, 753, 665  $\text{cm}^{-1}$ ;  $^1\text{H}$  NMR (400 MHz,  $\text{CDCl}_3$ )  $\delta$  7.74 (d,  $J$  = 8.0 Hz, 1H), 7.39 (dd,  $J$  = 15.8, 8.0 Hz, 3H), 7.31 (t,  $J$  = 7.4 Hz, 1H), 7.21 (t,  $J$  = 7.4 Hz, 1H), 7.15 – 6.96 (m, 9H), 6.86 (dq,  $J$  = 13.6, 4.6 Hz, 1H), 6.38 (d,  $J$  = 7.4 Hz, 1H), 5.45 (s, 1H), 3.00 (d,  $J$  = 14.0 Hz, 1H), 2.97 (s, 3H), 2.30 (s, 3H) ppm.  $^{13}\text{C}\{^1\text{H}\}$  NMR (100 MHz,  $\text{CDCl}_3$ )  $\delta$  173.9, 144.9, 144.4, 144.3, 142.1, 137.4, 136.5, 136.4, 135.8, 133.8, 130.7, 130.3, 129.1, 128.5, 128.3, 127.9, 125.9, 124.7, 124.6, 124.5, 122.34, 122.27, 107.0, 67.6 (q,  $^2J_{C-F}$  = 31.9 Hz), 65.7, 47.0, 26.3, 21.4 ppm. (the C of  $\text{CF}_3$  is not observed).  $^{19}\text{F}$  NMR (376 MHz,  $\text{CDCl}_3$ )  $\delta$  -78.75 ppm. HRMS (ESI-TOF)  $m/z$   $[\text{M} + \text{H}]^+$  calcd for  $\text{C}_{33}\text{H}_{26}\text{ClF}_3\text{N}_3\text{O}_3\text{S}_2^+$  668.1051, found 668.1045.



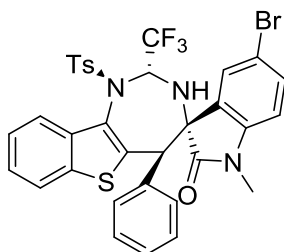
**4'-bromo-1'-methyl-5-phenyl-1-tosyl-2-(trifluoromethyl)-1,2,3,5-tetrahydrospiro[benzo[4,5]thieno[3,2-d][1,3]diazepine-4,3'-indolin]-2'-one (4c)**

White solid: 58 mg (yield 80%);  $R_f$  (ethyl acetate : petroleum ether = 1:5) = 0.4; mp 212-214 °C; IR (KBr) 3322, 1713, 1605, 1454, 1350, 1194, 1161, 780, 665  $\text{cm}^{-1}$ ;  $^1\text{H}$  NMR (400 MHz,  $\text{CDCl}_3$ )  $\delta$  7.76 – 7.67 (m, 1H), 7.40 (d,  $J$  = 8.4 Hz, 2H), 7.31 – 7.26 (m, 2H), 7.22 (dd,  $J$  = 8.0, 0.8 Hz, 1H), 7.18 – 7.06 (m, 9H), 6.99 (t,  $J$  = 8.0 Hz, 1H), 6.42 (d,  $J$  = 7.8 Hz, 1H), 5.71 (s, 1H), 3.02 (d,  $J$  = 14.0 Hz, 1H), 2.99 (s, 3H), 2.31 (s, 3H) ppm.  $^{13}\text{C}\{^1\text{H}\}$  NMR (100 MHz,  $\text{CDCl}_3$ )  $\delta$  174.0, 145.1, 144.4, 142.3, 137.3, 136.4, 135.8, 133.9, 130.8, 129.1, 128.44, 128.40, 128.1, 128.0, 127.8, 124.6, 124.5, 124.4, 122.3, 122.1, 118.7, 107.5, 67.7 (q,  $^2J_{C-F}$  = 32.0 Hz), 66.2, 60.5, 46.7, 26.4, 21.5 ppm (the C of  $\text{CF}_3$  is not observed).  $^{19}\text{F}$  NMR (376 MHz,  $\text{CDCl}_3$ )  $\delta$  -78.80 ppm. HRMS (ESI-TOF)  $m/z$   $[\text{M} + \text{H}]^+$  calcd for  $\text{C}_{33}\text{H}_{26}\text{BrF}_3\text{N}_3\text{O}_3\text{S}_2^+$  712.0546, found 712.0545.



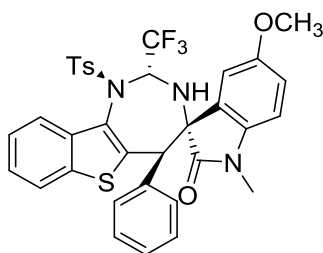
**5'-chloro-1'-methyl-5-phenyl-1-tosyl-2-(trifluoromethyl)-1,2,3,5-tetrahydrospiro[benzo[4,5]thieno[3,2-d][1,3]diazepine-4,3'-indolin]-2'-one (4d)**

White solid: 55 mg (yield 80%);  $R_f$  (ethyl acetate : petroleum ether = 1:5) = 0.4; mp 218-220 °C; IR (KBr) 3315, 1724, 1613, 1493, 1365, 1153, 789, 757, 661  $\text{cm}^{-1}$ ;  $^1\text{H}$  NMR (400 MHz,  $\text{CDCl}_3$ )  $\delta$  7.85 (d,  $J = 2.0$  Hz, 1H), 7.81 – 7.72 (m, 1H), 7.60 (d,  $J = 8.4$  Hz, 2H), 7.38 – 7.32 (m, 2H), 7.28 (dd,  $J = 6.0$ , 1.6 Hz, 2H), 7.25 – 7.21 (m, 2H), 7.20 – 7.08 (m, 3H), 7.00 – 6.87 (m, 2H), 6.46 (d,  $J = 8.4$  Hz, 1H), 6.11 (dq,  $J = 13.8$ , 4.8 Hz, 1H), 4.75 (s, 1H), 3.00 (d,  $J = 14.0$  Hz, 1H), 2.83 (s, 3H), 2.41 (s, 3H) ppm.  $^{13}\text{C}\{^1\text{H}\}$  NMR (100 MHz,  $\text{CDCl}_3$ )  $\delta$  173.9, 144.9, 142.1, 141.8, 137.7, 136.5, 136.2, 133.2, 130.0, 129.7, 129.62, 129.56, 128.5, 128.3, 128.11, 128.06, 125.8 (q,  $^1J_{\text{C-F}} = 281.6$  Hz), 125.1, 124.9, 124.7, 124.5, 122.5, 122.1, 109.5, 65.9 (q,  $^2J_{\text{C-F}} = 32.9$  Hz), 63.8, 51.4, 26.0, 21.6 ppm.  $^{19}\text{F}$  NMR (376 MHz,  $\text{CDCl}_3$ )  $\delta$  -77.92 ppm. HRMS (ESI-TOF)  $m/z$   $[\text{M} + \text{H}]^+$  calcd for  $\text{C}_{33}\text{H}_{26}\text{ClF}_3\text{N}_3\text{O}_3\text{S}_2^+$  668.1051, found 668.1047.



**5'-bromo-1'-methyl-5-phenyl-1-tosyl-2-(trifluoromethyl)-1,2,3,5-tetrahydrospiro[benzo[4,5]thieno[3,2-d][1,3]diazepine-4,3'-indolin]-2'-one (4e)**

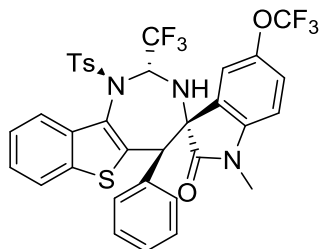
White solid: 61 mg (yield 84%);  $R_f$  (ethyl acetate : petroleum ether = 1:5) = 0.4; mp 222-224 °C; IR (KBr) 3316, 1726, 1612, 1491, 1364, 1251, 999, 812, 660  $\text{cm}^{-1}$ ;  $^1\text{H}$  NMR (400 MHz,  $\text{CDCl}_3$ )  $\delta$  7.97 (m, 1H), 7.78 (d,  $J = 8.0$  Hz, 1H), 7.60 (d,  $J = 8.2$  Hz, 2H), 7.44 – 7.39 (m, 2H), 7.38 – 7.33 (m, 1H), 7.33 – 7.26 (m, 1H), 7.26 – 7.23 (m, 2H), 7.20 – 7.14 (m, 1H), 7.10 (t,  $J = 7.4$  Hz, 2H), 6.91 (d,  $J = 7.4$  Hz, 2H), 6.41 (d,  $J = 8.3$  Hz, 1H), 6.09 (dq,  $J = 13.8$ , 4.6 Hz, 1H), 4.66 (s, 1H), 3.00 (d,  $J = 14.0$  Hz, 1H), 2.82 (s, 3H), 2.41 (s, 3H) ppm.  $^{13}\text{C}\{^1\text{H}\}$  NMR (100 MHz,  $\text{CDCl}_3$ )  $\delta$  173.8, 145.0, 142.3, 142.0, 137.7, 136.4, 136.2, 133.2, 132.5, 130.3, 129.7, 129.5, 128.3, 128.07, 127.2, 125.7 (q,  $^1J_{\text{C-F}} = 262.5$  Hz), 125.0, 124.9, 124.8, 122.5, 122.2, 115.7, 110.0, 66.0 (q,  $^2J_{\text{C-F}} = 33.1$  Hz), 63.7, 51.4, 26.0, 21.6 ppm.  $^{19}\text{F}$  NMR (376 MHz,  $\text{CDCl}_3$ )  $\delta$  -77.89 ppm. HRMS (ESI-TOF)  $m/z$   $[\text{M} + \text{H}]^+$  calcd for  $\text{C}_{33}\text{H}_{26}\text{BrF}_3\text{N}_3\text{O}_3\text{S}_2^+$  712.0546, found 712.0541.



**5'-methoxy-1'-methyl-5-phenyl-1-tosyl-2-(trifluoromethyl)-1,2,3,5-tetrahydrospiro[benzo[4,5]thieno[3,2-d][1,3]diazepine-4,3'-indolin]-2'-one (4f)**

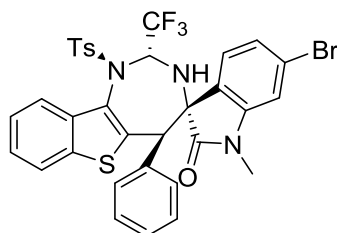
White solid: 45 mg (yield 67%);  $R_f$  (ethyl acetate : petroleum ether = 1:5) = 0.4; mp 232-234 °C; IR (KBr) 3315, 1715, 1600, 1498, 1342, 1153, 967, 668, 575  $\text{cm}^{-1}$ ;  $^1\text{H}$  NMR (400 MHz,  $\text{CDCl}_3$ )  $\delta$  7.76 (d,  $J = 8.0$  Hz, 1H), 7.60 (m, 3H), 7.37 – 7.27 (m, 1H), 7.24 – 7.04 (m, 9H), 6.80 (dd,  $J = 8.4$ , 2.4 Hz, 1H), 6.46 (d,  $J = 8.5$  Hz, 1H), 6.22 (dq,  $J = 14.0$ , 4.8 Hz, 1H), 5.04 (s, 1H), 3.96 (s, 3H), 3.03 (d,  $J = 13.6$  Hz, 1H), 2.84 (s, 3H), 2.40 (s, 3H) ppm.  $^{13}\text{C}\{^1\text{H}\}$  NMR (100 MHz,  $\text{CDCl}_3$ )  $\delta$  174.0, 156.4, 144.8, 143.2,

137.7, 136.6, 136.1, 133.7, 129.7, 129.6, 129.4, 128.2, 128.1, 128.0, 124.9, 124.6, 124.5, 122.6, 121.8, 114.2, 111.2, 109.1, 100.0, 65.8 (q,  $^2J_{C-F} = 32.4$  Hz), 64.0, 56.1, 51.3, 26.0, 21.6 ppm (the C of CF<sub>3</sub> is not observed). <sup>19</sup>F NMR (376 MHz, CDCl<sub>3</sub>) δ -77.90 ppm. HRMS (ESI-TOF) *m/z* [M + H]<sup>+</sup> calcd for C<sub>34</sub>H<sub>29</sub>F<sub>3</sub>N<sub>3</sub>O<sub>4</sub>S<sub>2</sub><sup>+</sup> 664.1546, found 664.1545.



**1'-methyl-5-phenyl-1-tosyl-5'-(trifluoromethoxy)-2-(trifluoromethyl)-1,2,3,5-tetrahydrospiro[benzo[4,5]thieno[3,2-d][1,3]diazepine-4,3'-indolin]-2'-one (4g)**

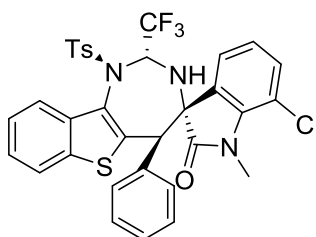
White solid: 47 mg (yield 64%); *R<sub>f</sub>* (ethyl acetate : petroleum ether = 1:5) = 0.4; mp 222-224 °C; IR (KBr) 3445, 1728, 1622, 1379, 1260, 1159, 746, 666, 578 cm<sup>-1</sup>; <sup>1</sup>H NMR (400 MHz, CDCl<sub>3</sub>) δ 7.78 (d, *J* = 8.2 Hz, 2H), 7.56 (d, *J* = 8.2 Hz, 2H), 7.43 – 7.32 (m, 2H), 7.29 (d, *J* = 8.0 Hz, 1H), 7.23 – 7.12 (m, 4H), 7.09 (t, *J* = 7.5 Hz, 2H), 6.93 (d, *J* = 7.4 Hz, 2H), 6.53 (d, *J* = 8.4 Hz, 1H), 6.08 (dq, *J* = 13.8, 4.6 Hz, 1H), 4.75 (s, 1H), 3.01 (d, *J* = 14.0 Hz, 1H), 2.86 (s, 3H), 2.38 (s, 3H) ppm. <sup>13</sup>C{<sup>1</sup>H} NMR (100 MHz, CDCl<sub>3</sub>) δ 174.1, 144.93, 144.90, 144.85, 142.0, 141.9, 137.7, 136.2, 136.1, 133.0, 129.7, 129.6, 129.4, 128.4, 128.04, 128.01, 125.1, 124.9, 124.8, 122.9, 122.6, 122.1, 118.2, 109.1, 66.4 (q,  $^2J_{C-F} = 32.5$  Hz), 63.8, 51.3, 26.1, 21.6 ppm (the C of CF<sub>3</sub> is not observed). <sup>19</sup>F NMR (376 MHz, CDCl<sub>3</sub>) δ -58.22, -78.03 ppm. HRMS (ESI-TOF) *m/z* [M + H]<sup>+</sup> calcd for C<sub>34</sub>H<sub>26</sub>F<sub>6</sub>N<sub>3</sub>O<sub>4</sub>S<sub>2</sub><sup>+</sup> 718.1263, found 718.1258.



**6'-bromo-1'-methyl-5-phenyl-1-tosyl-2-(trifluoromethyl)-1,2,3,5-tetrahydrospiro[benzo[4,5]thieno[3,2-d][1,3]diazepine-4,3'-indolin]-2'-one (4h)**

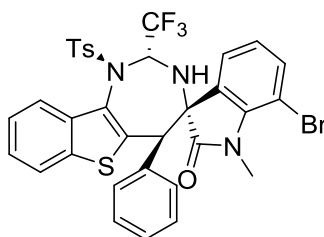
White solid: 60 mg (yield 82%); *R<sub>f</sub>* (ethyl acetate : petroleum ether = 1:5) = 0.4; mp 220-222 °C; IR (KBr) 3302, 1723, 1606, 1491, 1371, 1153, 968, 751, 597 cm<sup>-1</sup>; <sup>1</sup>H NMR (400 MHz, CDCl<sub>3</sub>) δ 7.77 (t, *J* = 7.6 Hz, 2H), 7.58 (d, *J* = 8.4 Hz, 2H), 7.39 (dd, *J* = 7.8, 1.6 Hz, 1H), 7.35 – 7.29 (m, 1H), 7.23 – 7.10 (m, 7H), 7.09 – 7.00 (m, 2H), 6.72 (d, *J* = 1.6 Hz, 1H), 6.14 (dq, *J* = 13.8, 4.6 Hz, 1H), 5.02 (s, 1H), 2.98 (d, *J* = 14.0 Hz, 1H), 2.85 (s, 3H), 2.40 (s, 3H) ppm. <sup>13</sup>C{<sup>1</sup>H} NMR (100 MHz, CDCl<sub>3</sub>) δ 174.2, 144.9, 144.6, 142.7, 137.7, 136.4, 136.1, 133.3, 129.60, 129.59, 128.4, 128.2, 127.3, 126.1, 125.2, 124.9, 124.7, 124.6, 123.5, 122.6, 121.7, 112.2, 65.0 (q,  $^2J_{C-F} = 32.7$  Hz), 63.5, 51.1, 26.0, 21.6 ppm (the C of CF<sub>3</sub> is not observed). <sup>19</sup>F NMR (376 MHz, CDCl<sub>3</sub>) δ -78.04 ppm. HRMS (ESI-TOF) *m/z* [M + H]<sup>+</sup> calcd for C<sub>33</sub>H<sub>26</sub>BrF<sub>3</sub>N<sub>3</sub>O<sub>3</sub>S<sub>2</sub><sup>+</sup> 712.0546, found 712.0551.





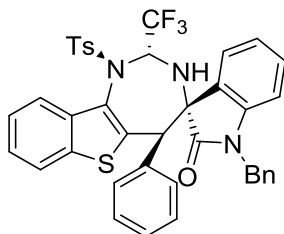
**7'-chloro-1'-methyl-5-phenyl-1-tosyl-2-(trifluoromethyl)-1,2,3,5-tetrahydrospiro[benzo[4,5]thieno[3,2-*d*][1,3]diazepine-4,3'-indolin]-2'-one (4i)**

White solid: 57 mg (yield 83%);  $R_f$  (ethyl acetate : petroleum ether = 1:5) = 0.4; mp 222-224 °C; IR (KBr) 2923, 1719, 1637, 1560, 1458, 1364, 1163, 670, 628, 591  $\text{cm}^{-1}$ ;  $^1\text{H}$  NMR (400 MHz,  $\text{CDCl}_3$ )  $\delta$  7.88 – 7.80 (m, 1H), 7.76 (d,  $J$  = 8.0 Hz, 1H), 7.58 (d,  $J$  = 8.2 Hz, 2H), 7.36 – 7.27 (m, 1H), 7.23 – 7.09 (m, 9H), 7.04 (d,  $J$  = 7.4 Hz, 2H), 6.18 (dq,  $J$  = 14.0, 4.8 Hz, 1H), 5.06 (s, 1H), 3.25 (s, 3H), 2.99 (d,  $J$  = 14.0 Hz, 1H), 2.40 (s, 3H) ppm.  $^{13}\text{C}\{^1\text{H}\}$  NMR (100 MHz,  $\text{CDCl}_3$ )  $\delta$  174.7, 145.3, 144.9, 142.8, 139.3, 137.7, 136.4, 136.0, 133.3, 132.1, 131.05, 129.6, 128.5, 128.22, 128.17, 124.9, 124.7, 124.5, 124.1, 122.57, 122.55, 121.7, 116.1, 65.5 (q,  $^2J_{\text{C-F}}$  = 32.9 Hz), 63.2, 51.3, 29.4, 21.6 ppm (the C of  $\text{CF}_3$  is not observed).  $^{19}\text{F}$  NMR (376 MHz,  $\text{CDCl}_3$ )  $\delta$  -78.05 ppm. HRMS (ESI-TOF)  $m/z$   $[\text{M} + \text{H}]^+$  calcd for  $\text{C}_{33}\text{H}_{26}\text{ClF}_3\text{N}_3\text{O}_3\text{S}_2^+$  668.1051, found 668.1057.



**7'-bromo-1'-methyl-5-phenyl-1-tosyl-2-(trifluoromethyl)-1,2,3,5-tetrahydrospiro[benzo[4,5]thieno[3,2-*d*][1,3]diazepine-4,3'-indolin]-2'-one (4j)**

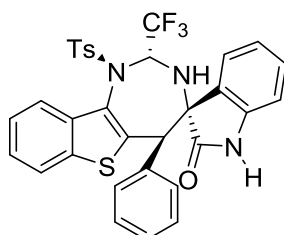
White solid: 62 mg (yield 82%);  $R_f$  (ethyl acetate : petroleum ether = 1:5) = 0.4; mp 224-226 °C; IR (KBr) 3324, 1718, 1607, 1459, 1348, 1201, 1162, 778, 672, 595  $\text{cm}^{-1}$ ;  $^1\text{H}$  NMR (400 MHz,  $\text{CDCl}_3$ )  $\delta$  7.87 (d,  $J$  = 7.2 Hz, 1H), 7.76 (d,  $J$  = 8.0 Hz, 1H), 7.58 (d,  $J$  = 8.2 Hz, 2H), 7.40 (d,  $J$  = 8.0 Hz, 1H), 7.31 (t,  $J$  = 7.6 Hz, 1H), 7.24 – 7.08 (m, 8H), 7.03 (d,  $J$  = 7.4 Hz, 2H), 6.18 (dq,  $J$  = 14.0, 4.8 Hz, 1H), 5.06 (s, 1H), 3.26 (s, 3H), 2.99 (d,  $J$  = 14.0 Hz, 1H), 2.40 (s, 3H) ppm.  $^{13}\text{C}\{^1\text{H}\}$  NMR (100 MHz,  $\text{CDCl}_3$ )  $\delta$  174.9, 144.9, 142.8, 140.8, 137.7, 136.4, 136.0, 135.4, 133.2, 131.4, 129.6, 128.5, 128.22, 128.17, 124.9, 124.7, 124.6, 124.4, 123.1, 122.6, 121.7, 102.9, 65.5 (q,  $^2J_{\text{C-F}}$  = 32.9 Hz), 63.2, 51.3, 29.7, 21.6 ppm (the C of  $\text{CF}_3$  is not observed).  $^{19}\text{F}$  NMR (376 MHz,  $\text{CDCl}_3$ )  $\delta$  -78.05 ppm. HRMS (ESI-TOF)  $m/z$   $[\text{M} + \text{H}]^+$  calcd for  $\text{C}_{33}\text{H}_{26}\text{BrF}_3\text{N}_3\text{O}_3\text{S}_2^+$  712.0546, found 712.0541.



**1'-benzyl-5-phenyl-1-tosyl-2-(trifluoromethyl)-1,2,3,5-tetrahydrospiro[benzo[4,5]thieno[3,2-*d*][1,3]diazepine-4,3'-indolin]-2'-one (4k)**

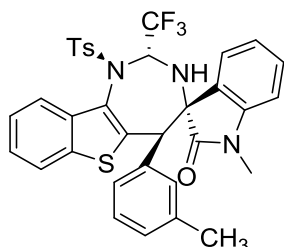
White solid: 63 mg (yield 78%);  $R_f$  (ethyl acetate : petroleum ether = 1:5) = 0.4; mp 230-232 °C; IR (KBr) 3448, 1719, 1613, 1490, 1465, 1352, 1191, 1151, 672, 546  $\text{cm}^{-1}$ ;  $^1\text{H}$  NMR (400 MHz,  $\text{CDCl}_3$ )

$\delta$  7.98 (d,  $J$  = 7.0 Hz, 1H), 7.77 (d,  $J$  = 8.2 Hz, 1H), 7.60 (d,  $J$  = 8.4 Hz, 2H), 7.34 – 7.28 (m, 2H), 7.25 – 7.07 (m, 13H), 6.66 (d,  $J$  = 7.0 Hz, 2H), 6.41 (d,  $J$  = 7.6 Hz, 1H), 6.21 (dq,  $J$  = 14.0, 4.8 Hz, 1H), 5.17 (s, 1H), 4.83 (d,  $J$  = 16.0 Hz, 1H), 4.50 (d,  $J$  = 16.2 Hz, 1H), 3.06 (d,  $J$  = 13.6 Hz, 1H), 2.40 (s, 3H) ppm.  $^{13}\text{C}\{^1\text{H}\}$  NMR (100 MHz,  $\text{CDCl}_3$ )  $\delta$  174.5, 144.8, 143.3, 142.8, 137.6, 136.5, 136.1, 134.5, 133.9, 130.1, 129.7, 129.6, 128.6, 128.4, 128.2, 128.10, 182.09, 127.4, 126.7, 124.9, 124.7, 124.5, 124.2, 123.3, 122.5, 121.8, 110.1, 65.7 (q,  $^2J_{\text{C-F}}$  = 32.9 Hz), 63.8, 50.5, 43.8, 21.6 ppm (the C of  $\text{CF}_3$  is not observed).  $^{19}\text{F}$  NMR (376 MHz,  $\text{CDCl}_3$ )  $\delta$  -77.88 ppm. HRMS (ESI-TOF)  $m/z$   $[\text{M} + \text{H}]^+$  calcd for  $\text{C}_{39}\text{H}_{31}\text{F}_3\text{N}_3\text{O}_3\text{S}_2^+$  710.1753, found 710.1757.



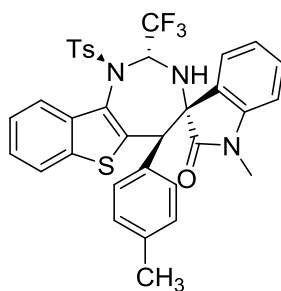
**5-phenyl-1-tosyl-2-(trifluoromethyl)-1,2,3,5-tetrahydrospiro[benzo[4,5]thieno[3,2-d][1,3]diazepine-4,3'-indolin]-2'-one (4k)**

White solid: 51 mg (yield 72%);  $R_f$  (ethyl acetate : petroleum ether = 1:5) = 0.4; mp 228-230 °C; IR (KBr) 3448, 1713, 1622, 1382, 1192, 1156, 704, 666, 570  $\text{cm}^{-1}$ ;  $^1\text{H}$  NMR (400 MHz,  $\text{CDCl}_3$ )  $\delta$  7.94 – 7.86 (m, 1H), 7.76 (d,  $J$  = 8.0 Hz, 1H), 7.58 (d,  $J$  = 8.0 Hz, 2H), 7.41 (s, 1H), 7.34 – 7.28 (m, 1H), 7.26 – 7.15 (m, 7H), 7.13 – 7.08 (m, 4H), 6.67 – 6.57 (m, 1H), 6.19 (dq,  $J$  = 14.2, 4.8 Hz, 1H), 5.04 (s, 1H), 2.97 (d,  $J$  = 14.0 Hz, 1H), 2.39 (s, 3H) ppm.  $^{13}\text{C}\{^1\text{H}\}$  NMR (100 MHz,  $\text{CDCl}_3$ )  $\delta$  175.9, 144.8, 143.0, 140.2, 137.6, 136.4, 136.1, 133.6, 129.8, 129.7, 129.6, 128.5, 128.24, 128.22, 128.20, 124.9, 124.7, 124.6, 124.4, 123.4, 122.5, 121.8, 110.4, 65.6 (q,  $^2J_{\text{C-F}}$  = 32.9 Hz), 63.8, 50.8, 21.6 ppm (the C of  $\text{CF}_3$  is not observed).  $^{19}\text{F}$  NMR (376 MHz,  $\text{CDCl}_3$ )  $\delta$  -78.04 ppm. HRMS (ESI-TOF)  $m/z$   $[\text{M} + \text{H}]^+$  calcd for  $\text{C}_{32}\text{H}_{25}\text{F}_3\text{N}_3\text{O}_3\text{S}_2^+$  620.1280, found 620.1289.



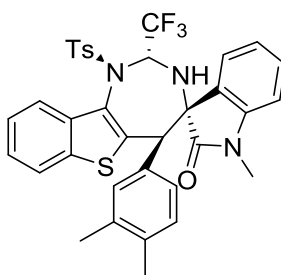
**1'-methyl-5-(m-tolyl)-1-tosyl-2-(trifluoromethyl)-1,2,3,5-tetrahydrospiro[benzo[4,5]thieno[3,2-d][1,3]diazepine-4,3'-indolin]-2'-one (4n)**

White solid: 47 mg (yield 73%);  $R_f$  (ethyl acetate : petroleum ether = 1:5) = 0.4; mp 220-222 °C; IR (KBr) 3314, 1716, 1612, 1374, 1096, 751, 670, 572  $\text{cm}^{-1}$ ;  $^1\text{H}$  NMR (400 MHz,  $\text{CDCl}_3$ )  $\delta$  7.93 – 7.84 (m, 1H), 7.77 (d,  $J$  = 8.0 Hz, 1H), 7.59 (d,  $J$  = 8.2 Hz, 2H), 7.34 – 7.27 (m, 2H), 7.26 – 7.18 (m, 5H), 6.97 (dt,  $J$  = 14.0, 7.6 Hz, 2H), 6.88 (d,  $J$  = 7.4 Hz, 1H), 6.75 (s, 1H), 6.60 – 6.50 (m, 1H), 6.27 – 6.16 (m, 1H), 4.96 (s, 1H), 3.01 (d,  $J$  = 14.0 Hz, 1H), 2.87 (s, 3H), 2.39 (s, 3H), 2.17 (s, 3H) ppm.  $^{13}\text{C}\{^1\text{H}\}$  NMR (100 MHz,  $\text{CDCl}_3$ )  $\delta$  174.3, 144.7, 143.3, 143.2, 137.7, 137.6, 136.5, 136.2, 133.5, 130.4, 129.6, 129.5, 128.8, 128.4, 128.2, 127.7, 126.5, 124.8, 124.6, 124.5, 124.0, 123.2, 122.5, 121.8, 108.5, 65.9 (q,  $^2J_{\text{C-F}}$  = 32.7 Hz), 63.6, 51.2, 25.9, 21.6, 21.3 ppm (the C of  $\text{CF}_3$  is not observed).  $^{19}\text{F}$  NMR (376 MHz,  $\text{CDCl}_3$ )  $\delta$  -78.05 ppm. HRMS (ESI-TOF)  $m/z$   $[\text{M} + \text{H}]^+$  calcd for  $\text{C}_{34}\text{H}_{29}\text{F}_3\text{N}_3\text{O}_3\text{S}_2^+$  648.1597, found 648.1599.



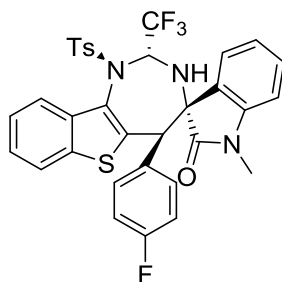
**1'-methyl-5-(p-tolyl)-1-tosyl-2-(trifluoromethyl)-1,2,3,5-tetrahydrospiro[benzo[4,5]thieno[3,2-*d*][1,3]diazepine-4,3'-indolin]-2'-one (4o)**

White solid: 42 mg (yield 65%);  $R_f$  (ethyl acetate : petroleum ether = 1:5) = 0.4; mp 223-225 °C; IR (KBr) 3310, 1717, 1612, 1491, 1339, 1256, 752, 670, 594  $\text{cm}^{-1}$ ;  $^1\text{H}$  NMR (400 MHz,  $\text{CDCl}_3$ )  $\delta$  7.92 – 7.85 (m, 1H), 7.76 (d,  $J$  = 8.0 Hz, 1H), 7.58 (d,  $J$  = 8.4 Hz, 2H), 7.35 – 7.26 (m, 3H), 7.26 – 7.18 (m, 4H), 6.95 – 6.79 (s, 4H), 6.59 – 6.52 (m, 1H), 6.19 (m, 1H), 4.91 (s, 1H), 3.00 (d,  $J$  = 14.0 Hz, 1H), 2.88 (s, 3H), 2.39 (s, 3H), 2.22 (s, 3H) ppm.  $^{13}\text{C}\{^1\text{H}\}$  NMR (100 MHz,  $\text{CDCl}_3$ )  $\delta$  174.4, 144.7, 143.4, 143.3, 137.8, 137.7, 136.5, 136.2, 130.5, 129.6, 129.5, 129.4, 128.7, 128.5, 128.2, 124.7, 124.6, 124.5, 123.9, 123.2, 122.5, 121.9, 108.6, 66.0 (q,  $^2J_{\text{C-F}}$  = 32.5 Hz), 63.5, 50.8, 25.9, 21.6, 21.1 ppm (the C of  $\text{CF}_3$  is not observed).  $^{19}\text{F}$  NMR (376 MHz,  $\text{CDCl}_3$ )  $\delta$  -78.05 ppm. HRMS (ESI-TOF)  $m/z$   $[\text{M} + \text{H}]^+$  calcd for  $\text{C}_{34}\text{H}_{29}\text{F}_3\text{N}_3\text{O}_3\text{S}_2^+$  648.1597, found 648.1596.



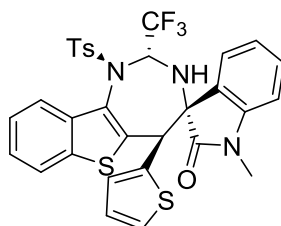
**5-(3,4-dimethylphenyl)-1'-methyl-1-tosyl-2-(trifluoromethyl)-1,2,3,5-tetrahydrospiro[benzo[4,5]thieno[3,2-*d*][1,3]diazepine-4,3'-indolin]-2'-one (4p)**

White solid: 43 mg (yield 68%);  $R_f$  (ethyl acetate : petroleum ether = 1:5) = 0.4; mp 221-223 °C; IR (KBr) 3448, 1716, 1614, 1492, 1359, 1152, 1102, 760, 599  $\text{cm}^{-1}$ ;  $^1\text{H}$  NMR (400 MHz,  $\text{CDCl}_3$ )  $\delta$  7.88 – 7.84 (m, 1H), 7.76 (d,  $J$  = 8.4 Hz, 1H), 7.58 (d,  $J$  = 8.0 Hz, 2H), 7.35 – 7.27 (m, 2H), 7.26 – 7.17 (m, 5H), 6.85 (d,  $J$  = 7.8 Hz, 1H), 6.81 – 6.76 (m, 1H), 6.66 (s, 1H), 6.60 – 6.53 (m, 1H), 6.19 (dq,  $J$  = 14.0, 4.8 Hz, 1H), 4.87 (s, 1H), 2.99 (d,  $J$  = 14.0 Hz, 1H), 2.88 (s, 3H), 2.38 (s, 3H), 2.12 (s, 3H), 2.06 (s, 3H) ppm.  $^{13}\text{C}\{^1\text{H}\}$  NMR (100 MHz,  $\text{CDCl}_3$ )  $\delta$  174.4, 144.7, 143.6, 143.3, 137.7, 136.5, 136.4, 136.2, 130.9, 130.8, 129.5, 129.2, 128.5, 128.2, 126.7, 124.6, 124.5, 123.9, 123.2, 122.5, 121.9, 108.6, 66.0 (q,  $^2J_{\text{C-F}}$  = 32.3 Hz), 63.5, 50.7, 25.9, 21.6, 19.6, 19.4 ppm (the C of  $\text{CF}_3$  is not observed).  $^{19}\text{F}$  NMR (376 MHz,  $\text{CDCl}_3$ )  $\delta$  -78.07 ppm. HRMS (ESI-TOF)  $m/z$   $[\text{M} + \text{H}]^+$  calcd for  $\text{C}_{35}\text{H}_{31}\text{F}_3\text{N}_3\text{O}_3\text{S}_2^+$  662.1753, found 662.1754.



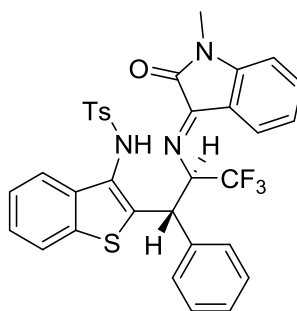
**phenyl)-1'-methyl-1-tosyl-2-(trifluoromethyl)-1,2,3,5-tetrahydrospiro[benzo[4,5]thieno[3,2-d][1,3]diazepine-4,3'-indolin]-2'-one (4q)**

White solid: 43 mg (yield 67%);  $R_f$  (ethyl acetate : petroleum ether = 1:5) = 0.4; mp 225-227 °C; IR (KBr) 3311, 1716, 1610, 1511, 1491, 1373, 1149, 969, 753, 547  $\text{cm}^{-1}$ ;  $^1\text{H}$  NMR (400 MHz,  $\text{CDCl}_3$ )  $\delta$  7.92 (d,  $J = 7.2$  Hz, 1H), 7.77 (d,  $J = 8.4$  Hz, 1H), 7.59 (d,  $J = 8.4$  Hz, 2H), 7.38 – 7.28 (m, 3H), 7.25 – 7.11 (m, 4H), 7.08 – 6.98 (m, 2H), 6.79 (t,  $J = 8.8$  Hz, 2H), 6.65 – 6.52 (m, 1H), 6.22 (dq,  $J = 14.0, 4.6$  Hz, 1H), 5.08 (s, 1H), 3.00 (d,  $J = 14.0$  Hz, 1H), 2.89 (s, 3H), 2.40 (s, 3H) ppm.  $^{13}\text{C}\{^1\text{H}\}$  NMR (100 MHz,  $\text{CDCl}_3$ )  $\delta$  174.2, 162.4 (d,  $J = 247.8$  Hz), 144.8, 143.2, 142.8, 137.6, 136.4, 136.1, 131.4, 131.4, 129.8, 129.6, 128.2, 128.1, 125.0, 124.8, 124.6, 124.0, 123.5, 122.6, 121.8, 114.9 (d,  $J = 21.3$  Hz), 108.7, 65.8 (q,  $^2J_{\text{C-F}} = 32.8$  Hz), 63.7, 50.4, 26.0, 21.6 ppm (the C of  $\text{CF}_3$  is not observed).  $^{19}\text{F}$  NMR (376 MHz,  $\text{CDCl}_3$ )  $\delta$  -78.05, -113.40 ppm. HRMS (ESI-TOF)  $m/z$   $[\text{M} + \text{H}]^+$  calcd for  $\text{C}_{33}\text{H}_{26}\text{F}_4\text{N}_3\text{O}_3\text{S}_2^+$  652.1346, found 652.1340.



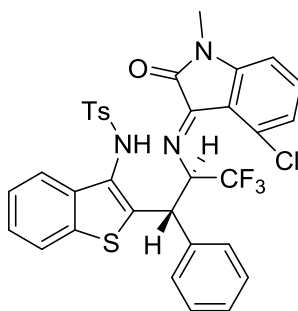
**1'-methyl-5-(thiophen-2-yl)-1-tosyl-2-(trifluoromethyl)-1,2,3,5-tetrahydrospiro[benzo[4,5]thieno[3,2-d][1,3]diazepine-4,3'-indolin]-2'-one (4r)**

White solid: 36 mg (yield 57%);  $R_f$  (ethyl acetate : petroleum ether = 1:5) = 0.4; mp 226-228 °C; IR (KBr) 3448, 1718, 1615, 1491, 1352, 1196, 1162, 751, 670  $\text{cm}^{-1}$ ;  $^1\text{H}$  NMR (400 MHz,  $\text{CDCl}_3$ )  $\delta$  7.89 – 7.82 (m, 1H), 7.77 (d,  $J = 8.0$  Hz, 1H), 7.59 (d,  $J = 8.4$  Hz, 2H), 7.40 – 7.26 (m, 4H), 7.26 – 7.18 (m, 3H), 7.05 – 6.99 (m, 1H), 6.98 – 6.91 (m, 1H), 6.82 (dd,  $J = 4.8, 3.6$  Hz, 1H), 6.66 (d,  $J = 7.4$  Hz, 1H), 6.15 (dq,  $J = 13.8, 4.8$  Hz, 1H), 5.24 (s, 1H), 2.99 (d,  $J = 14.0$  Hz, 1H), 2.95 (s, 3H), 2.40 (s, 3H) ppm.  $^{13}\text{C}\{^1\text{H}\}$  NMR (100 MHz,  $\text{CDCl}_3$ )  $\delta$  174.3, 144.9, 143.6, 143.2, 137.7, 136.3, 136.2, 135.2, 129.9, 129.7, 128.3, 128.1, 127.9, 126.7, 125.1, 124.8, 124.6, 124.5, 123.9, 123.4, 122.6, 121.9, 108.7, 65.8 (q,  $^2J_{\text{C-F}} = 36.4$  Hz), 63.7, 45.7, 26.1, 21.7 ppm (the C of  $\text{CF}_3$  is not observed).  $^{19}\text{F}$  NMR (376 MHz,  $\text{CDCl}_3$ )  $\delta$  -78.06 ppm. HRMS (ESI-TOF)  $m/z$   $[\text{M} + \text{Na}]^+$  calcd for  $\text{C}_{31}\text{H}_{24}\text{F}_3\text{N}_3\text{O}_3\text{S}_3\text{Na}^+$  662.0824, found 662.0819.



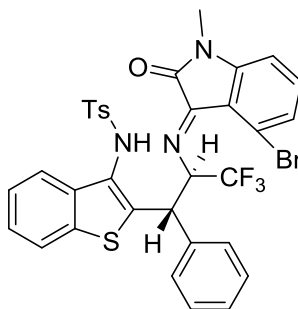
**4-methyl-N-(2-(3,3,3-trifluoro-2-((1-methyl-2-oxoindolin-3-ylidene)amino)-1-phenylpropyl)benzo[*b*]thiophen-3-yl)benzenesulfonamide (5a)**

Yellow solid: 40 mg (yield 63%);  $R_f$  (ethyl acetate : petroleum ether = 1:5) = 0.29; mp 183-185 °C; IR (KBr) 3448, 1718, 1615, 1491, 1352, 1196, 1162, 751, 670  $\text{cm}^{-1}$ ;  $^1\text{H}$  NMR (400 MHz,  $\text{CDCl}_3$ )  $\delta$  8.34 (s, 1H), 7.97 (d,  $J = 8.0$  Hz, 1H), 7.83 – 7.70 (m, 3H), 7.50 (d,  $J = 7.8$  Hz, 1H), 7.45 – 7.35 (m, 3H), 7.32 – 7.27 (m, 3H), 7.24 – 7.12 (m, 3H), 7.01 – 6.89 (m, 1H), 6.83 – 6.74 (m, 2H), 6.64 (d,  $J = 7.8$  Hz, 1H), 4.36 (d,  $J = 9.0$  Hz, 1H), 3.02 (s, 3H), 2.55 (s, 3H) ppm.  $^{13}\text{C}\{^1\text{H}\}$  NMR (100 MHz,  $\text{CDCl}_3$ )  $\delta$  158.8, 158.7, 146.1, 144.1, 138.0, 137.53, 137.47, 137.1, 136.5, 134.9, 130.0, 128.7, 128.3, 128.1, 127.7, 126.3, 124.7, 124.4, 124.0, 123.8, 123.7, 121.7, 119.7, 108.9, 67.6 (q,  $^2J_{\text{C-F}} = 26.6$  Hz), 45.1, 25.7, 21.6 ppm (the C of  $\text{CF}_3$  is not observed).  $^{19}\text{F}$  NMR (376 MHz,  $\text{CDCl}_3$ )  $\delta$  -70.45 ppm. HRMS (ESI-TOF)  $m/z$   $[\text{M} + \text{H}]^+$  calcd for  $\text{C}_{33}\text{H}_{27}\text{F}_3\text{N}_3\text{O}_3\text{S}_2^+$  634.1440, found 634.1431.



**(*E*)-N-(2-(2-((4-chloro-1-methyl-2-oxoindolin-3-ylidene)amino)-3,3,3-trifluoro-1-phenylpropyl)benzo[*b*]thiophen-3-yl)-4-methylbenzenesulfonamide (5b)**

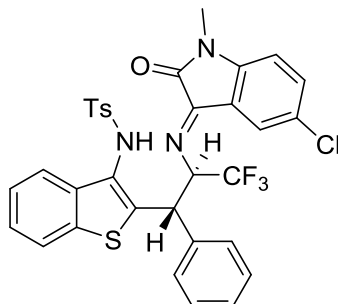
Yellow solid: 40 mg (yield 59%);  $R_f$  (ethyl acetate : petroleum ether = 1:5) = 0.29; mp 203-205 °C; IR (KBr) 3443, 1718, 1609, 1456, 1346, 1172, 1154, 730, 670  $\text{cm}^{-1}$ ;  $^1\text{H}$  NMR (400 MHz,  $\text{CDCl}_3$ )  $\delta$  7.89 – 7.81 (m, 1H), 7.78 (d,  $J = 8.2$  Hz, 2H), 7.70 (s, 1H), 7.53 – 7.46 (m, 1H), 7.38 (d,  $J = 8.0$  Hz, 2H), 7.33 – 7.27 (m, 4H), 7.24 – 7.16 (m, 2H), 7.14 – 7.04 (m, 2H), 6.91 – 6.74 (m, 2H), 6.52 (d,  $J = 7.8$  Hz, 1H), 4.53 (d,  $J = 10.4$  Hz, 1H), 2.98 (s, 3H), 2.54 (s, 3H) ppm.  $^{13}\text{C}\{^1\text{H}\}$  NMR (100 MHz,  $\text{CDCl}_3$ )  $\delta$  157.7, 157.3, 147.2, 144.0, 139.3, 138.0, 137.1, 136.6, 134.7, 131.9, 130.0, 129.8, 128.7, 128.4, 128.0, 127.7, 125.8, 124.7, 124.3, 123.7, 121.7, 116.1, 110.4, 107.2, 64.2 (q,  $^2J_{\text{C-F}} = 21.7$  Hz), 45.1, 25.8, 21.6 ppm (the C of  $\text{CF}_3$  is not observed).  $^{19}\text{F}$  NMR (376 MHz,  $\text{CDCl}_3$ )  $\delta$  -70.96 ppm. HRMS (ESI-TOF)  $m/z$   $[\text{M} + \text{H}]^+$  calcd for  $\text{C}_{33}\text{H}_{26}\text{ClF}_3\text{N}_3\text{O}_3\text{S}_2^+$  668.1051, found 668.1049.



**(*E*)-N-(2-(2-((4-bromo-1-methyl-2-oxoindolin-3-ylidene)amino)-3,3,3-trifluoro-1-phenylpropyl)benzo[*b*]thiophen-3-yl)-4-methylbenzenesulfonamide (5c)**

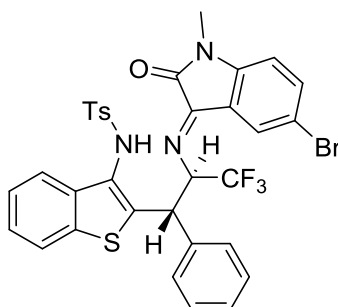
Yellow solid: 40 mg (yield 56%);  $R_f$  (ethyl acetate : petroleum ether = 1:5) = 0.29; mp 206-208 °C; IR (KBr) 3396, 1719, 1605, 1455, 1339, 1164, 762, 669  $\text{cm}^{-1}$ ;  $^1\text{H}$  NMR (400 MHz,  $\text{CDCl}_3$ )  $\delta$  8.34 (s, 1H), 7.97 (d,  $J = 8.0$  Hz, 1H), 7.85 – 7.71 (m, 3H), 7.50 (d,  $J = 7.8$  Hz, 1H), 7.46 – 7.33 (m, 3H), 7.31 – 7.28 (m, 2H), 7.24 – 7.13 (m, 3H), 6.95 (m, 1H), 6.85 – 6.74 (m, 2H), 6.64 (d,  $J = 7.8$  Hz, 1H), 4.36 (d,

$J = 9.0$  Hz, 1H), 3.02 (s, 3H), 2.55 (s, 3H) ppm.  $^{13}\text{C}\{^1\text{H}\}$  NMR (100 MHz,  $\text{CDCl}_3$ )  $\delta$  157.7, 157.4, 147.5, 144.0, 139.5, 138.0, 137.8, 137.0, 136.6, 134.6, 129.9, 129.0, 128.7, 128.4, 128.0, 127.7, 125.9, 124.7, 124.2, 123.6, 121.7, 119.5, 117.7, 107.7, 63.9 (q,  $^2J_{\text{C-F}} = 28.3$  Hz), 45.1, 25.7, 21.6 ppm (the C of  $\text{CF}_3$  is not observed).  $^{19}\text{F}$  NMR (376 MHz,  $\text{CDCl}_3$ )  $\delta$  -70.45 ppm. HRMS (ESI-TOF)  $m/z$   $[\text{M} + \text{H}]^+$  calcd for  $\text{C}_{33}\text{H}_{26}\text{BrF}_3\text{N}_3\text{O}_3\text{S}_2^+$  712.0546, found 712.0563.



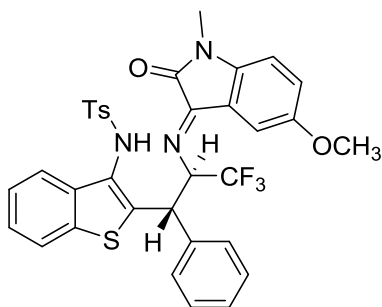
**(*E*)-*N*-(2-(2-((5-chloro-1-methyl-2-oxoindolin-3-ylidene)amino)-3,3,3-trifluoro-1-phenylpropyl)benzo[*b*]thiophen-3-yl)-4-methylbenzenesulfonamide (5d)**

Yellow solid: 44 mg (yield 65%);  $R_f$  (ethyl acetate : petroleum ether = 1:5) = 0.29; mp 205-207 °C; IR (KBr) 3334, 1708, 1612, 1347, 1152, 773, 662, 557  $\text{cm}^{-1}$ ;  $^1\text{H}$  NMR (400 MHz,  $\text{CDCl}_3$ )  $\delta$  7.88 (d,  $J = 8.2$  Hz, 1H), 7.81 (s, 1H), 7.75 (d,  $J = 8.2$  Hz, 2H), 7.69 (d,  $J = 2.0$  Hz, 1H), 7.51 (d,  $J = 8.2$  Hz, 1H), 7.40 – 7.35 (m, 3H), 7.32 – 7.27 (m, 4H), 7.24 – 7.15 (m, 2H), 6.93 – 6.78 (m, 3H), 6.58 (d,  $J = 8.4$  Hz, 1H), 4.48 (d,  $J = 10.0$  Hz, 1H), 3.01 (s, 3H), 2.53 (s, 3H) ppm.  $^{13}\text{C}\{^1\text{H}\}$  NMR (150 MHz,  $\text{CDCl}_3$ )  $\delta$  158.2, 157.8, 144.4, 144.2, 138.2, 137.42, 137.37, 137.0, 136.4, 134.3, 130.0, 129.6, 128.7, 128.1, 127.7, 126.3, 124.8, 124.4, 123.6, 123.5, 122.7, 121.7, 120.9, 110.0, 63.6 (q,  $^2J_{\text{C-F}} = 29.7$  Hz), 45.1, 25.9, 21.6 ppm (the C of  $\text{CF}_3$  is not observed).  $^{19}\text{F}$  NMR (376 MHz,  $\text{CDCl}_3$ )  $\delta$  -70.59 ppm. HRMS (ESI-TOF)  $m/z$   $[\text{M} + \text{H}]^+$  calcd for  $\text{C}_{33}\text{H}_{26}\text{ClF}_3\text{N}_3\text{O}_3\text{S}_2^+$  668.1051, found 668.1058.



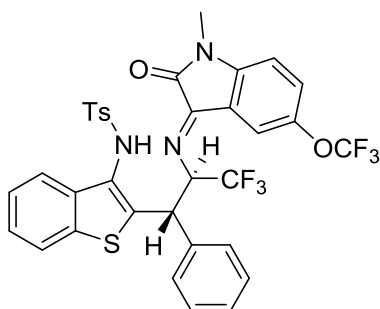
**(*E*)-*N*-(2-(2-((5-bromo-1-methyl-2-oxoindolin-3-ylidene)amino)-3,3,3-trifluoro-1-phenylpropyl)benzo[*b*]thiophen-3-yl)-4-methylbenzenesulfonamide (5e)**

Yellow solid: 46 mg (yield 57%);  $R_f$  (ethyl acetate : petroleum ether = 1:5) = 0.29; mp 209-211 °C; IR (KBr) 3299, 1713, 1609, 1353, 1165, 816, 766, 734, 560  $\text{cm}^{-1}$ ;  $^1\text{H}$  NMR (400 MHz,  $\text{CDCl}_3$ )  $\delta$  7.88 (d,  $J = 7.8$  Hz, 1H), 7.82 (d,  $J = 2.0$  Hz, 1H), 7.79 – 7.73 (m, 3H), 7.56 – 7.47 (m, 2H), 7.37 (d,  $J = 8.0$  Hz, 2H), 7.32 – 7.26 (m, 3H), 7.25 – 7.17 (m, 2H), 6.95 – 6.78 (m, 3H), 6.53 (d,  $J = 8.4$  Hz, 1H), 4.49 (d,  $J = 9.8$  Hz, 1H), 3.01 (s, 3H), 2.53 (s, 3H) ppm.  $^{13}\text{C}\{^1\text{H}\}$  NMR (100 MHz,  $\text{CDCl}_3$ )  $\delta$  158.0, 157.6, 144.8, 144.2, 138.2, 137.42, 137.37, 137.2, 137.0, 136.4, 130.0, 128.7, 128.4, 128.1, 127.7, 126.4, 126.3, 124.8, 124.5, 123.5, 121.7, 121.2, 116.6, 110.4, 64.2 (q,  $^2J_{\text{C-F}} = 26.7$  Hz), 45.1, 25.9, 21.6 ppm (the C of  $\text{CF}_3$  is not observed).  $^{19}\text{F}$  NMR (376 MHz,  $\text{CDCl}_3$ )  $\delta$  -70.59 ppm. HRMS (ESI-TOF)  $m/z$   $[\text{M} + \text{H}]^+$  calcd for  $\text{C}_{33}\text{H}_{26}\text{BrF}_3\text{N}_3\text{O}_3\text{S}_2^+$  712.0546, found 712.0544.



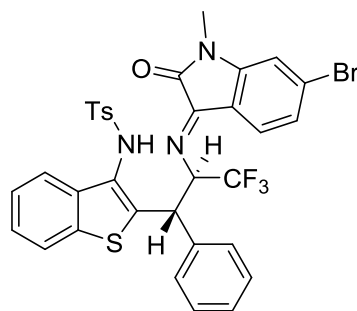
**(E)-4-methyl-N-(2-(3,3,3-trifluoro-2-((5-methoxy-1-methyl-2-oxoindolin-3-ylidene)amino)-1-phenylpropyl)benzo[b]thiophen-3-yl)benzenesulfonamide (5f)**

Brown solid: 41 mg (yield 61%);  $R_f$  (ethyl acetate : petroleum ether = 1:5) = 0.29; mp 210-212 °C; IR (KBr) 3448, 1716, 1618, 1493, 1358, 1242, 1165, 663, 563  $\text{cm}^{-1}$ ;  $^1\text{H}$  NMR (400 MHz,  $\text{CDCl}_3$ )  $\delta$  8.55 (s, 1H), 7.98 (d,  $J$  = 7.8 Hz, 1H), 7.77 (d,  $J$  = 8.2 Hz, 2H), 7.50 (d,  $J$  = 7.8 Hz, 1H), 7.43 – 7.37 (m, 3H), 7.32 – 7.27 (m, 4H), 7.24 – 7.19 (m, 1H), 7.00 – 6.94 (m, 1H), 6.95 – 6.87 (m, 1H), 6.84 – 6.74 (m, 2H), 6.55 (d,  $J$  = 8.4 Hz, 1H), 4.34 (d,  $J$  = 10.2 Hz, 1H), 3.98 (s, 3H), 2.99 (s, 3H), 2.55 (s, 3H) ppm.  $^{13}\text{C}\{^1\text{H}\}$  NMR (100 MHz,  $\text{CDCl}_3$ )  $\delta$  159.3, 158.7, 156.8, 144.1, 140.0, 137.8, 137.6, 137.4, 137.1, 136.5, 130.0, 128.7, 128.4, 128.1, 127.6, 126.4, 124.6, 124.4, 123.7, 122.0, 121.7, 120.2, 64.3 (q,  $^2J_{\text{C-F}}$  = 26.5 Hz), 56.3, 45.2, 25.7, 21.6 ppm (the C of  $\text{CF}_3$  is not observed).  $^{19}\text{F}$  NMR (376 MHz,  $\text{CDCl}_3$ )  $\delta$  -70.18 ppm. HRMS (ESI-TOF)  $m/z$   $[\text{M} + \text{H}]^+$  calcd for  $\text{C}_{34}\text{H}_{29}\text{F}_3\text{N}_3\text{O}_4\text{S}_2^+$  664.1546, found 664.1550.



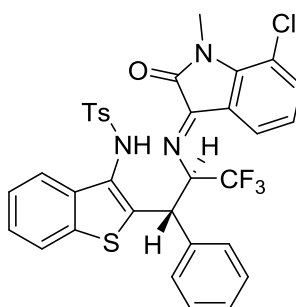
**(E)-4-methyl-N-(2-(3,3,3-trifluoro-2-((1-methyl-2-oxo-5-(trifluoromethoxy)indolin-3-ylidene)amino)-1-phenylpropyl)benzo[b]thiophen-3-yl)benzenesulfonamide (5g)**

Yellow solid: 49 mg (yield 69%);  $R_f$  (ethyl acetate : petroleum ether = 1:5) = 0.29; mp 205-207 °C; IR (KBr) 3448, 1718, 1655, 1492, 1380, 1254, 1166, 759, 663  $\text{cm}^{-1}$ ;  $^1\text{H}$  NMR (400 MHz,  $\text{CDCl}_3$ )  $\delta$  7.82 (dd,  $J$  = 7.2, 2.0 Hz, 1H), 7.78 – 7.72 (m, 2H), 7.63 – 7.59 (s, 1H), 7.52 – 7.46 (m, 1H), 7.36 (d,  $J$  = 8.0 Hz, 2H), 7.32 – 7.26 (m, 4H), 7.24 – 7.16 (m, 3H), 6.97 – 6.80 (m, 3H), 6.63 (d,  $J$  = 8.6 Hz, 1H), 4.48 (d,  $J$  = 9.8 Hz, 1H), 3.02 (s, 3H), 2.53 (s, 3H) ppm.  $^{13}\text{C}\{^1\text{H}\}$  NMR (100 MHz,  $\text{CDCl}_3$ )  $\delta$  158.4, 157.6, 145.4, 144.4, 144.2, 138.1, 137.4, 137.3, 137.0, 136.4, 130.0, 128.8, 128.3, 128.2, 127.7, 126.3, 125.5, 124.8, 124.5, 123.5, 121.8, 121.6, 120.6, 119.2, 117.1, 109.7, 64.3 (q,  $^2J_{\text{C-F}}$  = 27.0 Hz), 45.1, 25.9, 21.6 ppm (the C of  $\text{CF}_3$  is not observed).  $^{19}\text{F}$  NMR (376 MHz,  $\text{CDCl}_3$ )  $\delta$  -58.34, -70.68 ppm. HRMS (ESI-TOF)  $m/z$   $[\text{M} + \text{H}]^+$  calcd for  $\text{C}_{34}\text{H}_{26}\text{F}_6\text{N}_3\text{O}_4\text{S}_2^+$  718.1263, found 718.1268.



**(E)-N-(2-(2-((6-bromo-2-oxoindolin-3-ylidene)amino)-3,3,3-trifluoro-1-phenylpropyl)benzo[b]thiophen-3-yl)-4-methylbenzenesulfonamide (5h)**

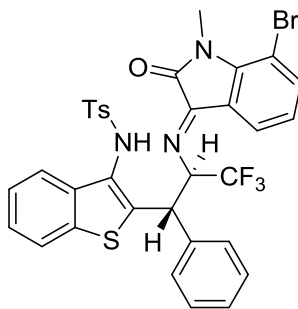
Yellow solid: 40 mg (yield 57%);  $R_f$  (ethyl acetate : petroleum ether = 1:5) = 0.29; mp 215-217 °C; IR (KBr) 3283, 1716, 1607, 1367, 1261, 1163, 1134, 768, 567  $\text{cm}^{-1}$ ;  $^1\text{H}$  NMR (400 MHz,  $\text{CDCl}_3$ )  $\delta$  8.13 (s, 1H), 7.94 (d,  $J$  = 8.2 Hz, 1H), 7.75 (d,  $J$  = 8.2 Hz, 2H), 7.62 (d,  $J$  = 8.0 Hz, 1H), 7.55 – 7.45 (m, 1H), 7.38 (d,  $J$  = 8.0 Hz, 2H), 7.33 – 7.26 (m, 5H), 7.26 – 7.18 (m, 1H), 6.94 – 6.83 (m, 1H), 6.82 – 6.73 (m, 3H), 4.37 (d,  $J$  = 8.0 Hz, 1H), 3.00 (s, 3H), 2.54 (s, 3H) ppm.  $^{13}\text{C}\{^1\text{H}\}$  NMR (100 MHz,  $\text{CDCl}_3$ )  $\delta$  158.4, 157.7, 147.0, 144.2, 137.9, 137.4, 137.3, 137.1, 136.4, 130.0, 129.5, 128.7, 128.3, 128.2, 127.7, 127.0, 126.3, 124.9, 124.8, 123.7, 121.7, 118.5, 112.6, 64.3 (q,  $^2J_{\text{C-F}}$  = 26.5 Hz), 45.0, 25.9, 21.6 ppm (the C of  $\text{CF}_3$  is not observed).  $^{19}\text{F}$  NMR (376 MHz,  $\text{CDCl}_3$ )  $\delta$  -70.51 ppm. HRMS (ESI-TOF)  $m/z$   $[\text{M} + \text{H}]^+$  calcd for  $\text{C}_{33}\text{H}_{26}\text{BrF}_3\text{N}_3\text{O}_3\text{S}_2^+$  712.0546, found 712.0545.



**(E)-N-(2-(2-((7-chloro-1-methyl-2-oxoindolin-3-ylidene)amino)-3,3,3-trifluoro-1-phenylpropyl)benzo[b]thiophen-3-yl)-4-methylbenzenesulfonamide (5i)**

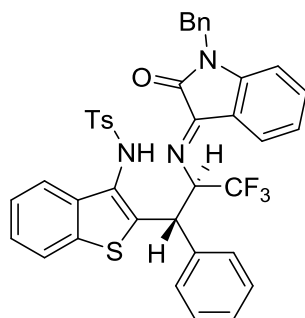
Yellow solid: 36 mg (yield 54%);  $R_f$  (ethyl acetate : petroleum ether = 1:5) = 0.29; mp 208-210 °C; IR (KBr) 3289, 1708, 1607, 1454, 1363, 1165, 1122, 769, 661  $\text{cm}^{-1}$ ;  $^1\text{H}$  NMR (400 MHz,  $\text{CDCl}_3$ )  $\delta$  8.03 (s, 1H), 7.96 – 7.89 (m, 1H), 7.74 (d,  $J$  = 8.0 Hz, 2H), 7.68 (dd,  $J$  = 7.6, 1.2 Hz, 1H), 7.52 (d,  $J$  = 7.8 Hz, 1H), 7.42 – 7.27 (m, 6H), 7.25 – 7.19 (m, 2H), 7.08 (t,  $J$  = 7.8 Hz, 1H), 6.94 – 6.85 (m, 1H), 6.84 – 6.75 (m, 2H), 4.38 (d,  $J$  = 9.0 Hz, 1H), 3.38 (s, 3H), 2.54 (s, 3H) ppm.  $^{13}\text{C}\{^1\text{H}\}$  NMR (100 MHz,  $\text{CDCl}_3$ )  $\delta$  158.7, 157.8, 144.2, 141.6, 137.9, 137.4, 137.3, 137.1, 136.9, 136.4, 130.0, 128.7, 128.3, 128.2, 127.7, 127.7, 126.2, 124.9, 124.7, 124.5, 123.6, 122.4, 122.2, 121.8, 121.7, 116.5, 64.4 (q,  $^2J_{\text{C-F}}$  = 26.4 Hz), 45.0, 29.0, 21.8 ppm (the C of  $\text{CF}_3$  is not observed).  $^{19}\text{F}$  NMR (376 MHz,  $\text{CDCl}_3$ )  $\delta$  -70.50 ppm. HRMS (ESI-TOF)  $m/z$   $[\text{M} + \text{H}]^+$  calcd for  $\text{C}_{33}\text{H}_{26}\text{ClF}_3\text{N}_3\text{O}_3\text{S}_2^+$  668.1051, found 668.1058.





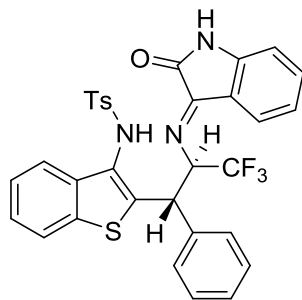
**(E)-N-(2-(2-((7-bromo-1-methyl-2-oxoindolin-3-ylidene)amino)-3,3,3-trifluoro-1-phenylpropyl)benzo[b]thiophen-3-yl)-4-methylbenzenesulfonamide (5j)**

Yellow solid: 36 mg (yield 50%);  $R_f$  (ethyl acetate : petroleum ether = 1:5) = 0.29; mp 200-202 °C; IR (KBr) 3289, 1707, 1604, 1456, 1362, 1165, 1092, 767, 659  $\text{cm}^{-1}$ ;  $^1\text{H}$  NMR (400 MHz,  $\text{CDCl}_3$ )  $\delta$  8.02 (s, 1H), 7.96 – 7.83 (m, 1H), 7.81 – 7.59 (m, 3H), 7.55 – 7.45 (m, 2H), 7.37 (d,  $J$  = 8.0 Hz, 2H), 7.31 – 7.26 (m, 3H), 7.26 – 7.19 (m, 2H), 7.06 – 6.97 (m, 1H), 6.94 – 6.84 (m, 1H), 6.83 – 6.71 (m, 2H), 4.37 (d,  $J$  = 12.0 Hz, 1H), 3.40 (s, 3H), 2.54 (s, 3H) ppm.  $^{13}\text{C}\{^1\text{H}\}$  NMR (100 MHz,  $\text{CDCl}_3$ )  $\delta$  158.9, 157.7, 144.2, 143.1, 140.2, 137.9, 137.3, 137.1, 136.4, 130.0, 128.7, 128.3, 128.2, 127.7, 126.2, 125.1, 124.9, 124.5, 123.6, 122.72, 122.70, 121.8, 64.5 (q,  $^2J_{\text{C-F}}$  = 26.4 Hz), 45.0, 29.1, 21.6 ppm (the C of  $\text{CF}_3$  is not observed).  $^{19}\text{F}$  NMR (376 MHz,  $\text{CDCl}_3$ )  $\delta$  -70.53 ppm. HRMS (ESI-TOF)  $m/z$   $[\text{M} + \text{H}]^+$  calcd for  $\text{C}_{33}\text{H}_{26}\text{BrF}_3\text{N}_3\text{O}_3\text{S}_2^+$  712.0546, found 712.0534.



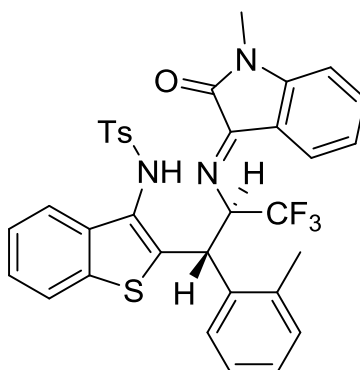
**(E)-N-(2-(2-((1-benzyl-2-oxoindolin-3-ylidene)amino)-3,3,3-trifluoro-1-phenylpropyl)benzo[b]thiophen-3-yl)-4-methylbenzenesulfonamide (5k)**

Yellow solid: 43 mg (yield 61%);  $R_f$  (ethyl acetate : petroleum ether = 1:5) = 0.29; mp 226-228 °C; IR (KBr) 3220, 1716, 1609, 1473, 1346, 1178, 1154, 645, 548  $\text{cm}^{-1}$ ;  $^1\text{H}$  NMR (400 MHz,  $\text{CDCl}_3$ )  $\delta$  8.09 (s, 1H), 7.99 – 7.87 (m, 1H), 7.77 (t,  $J$  = 7.4 Hz, 3H), 7.56 – 7.45 (m, 1H), 7.39 (d,  $J$  = 8.0 Hz, 2H), 7.31 – 7.27 (m, 4H), 7.28 – 7.20 (m, 5H), 7.12 (m, 1H), 7.03 – 6.92 (m, 3H), 6.90 – 6.74 (m, 2H), 6.46 (d,  $J$  = 7.8 Hz, 1H), 4.76 (d,  $J$  = 15.8 Hz, 1H), 4.64 (d,  $J$  = 15.8 Hz, 1H), 4.38 (d,  $J$  = 10.0 Hz, 1H), 2.55 (s, 3H) ppm.  $^{13}\text{C}\{^1\text{H}\}$  NMR (100 MHz,  $\text{CDCl}_3$ )  $\delta$  158.7, 158.3, 145.3, 144.1, 138.0, 137.5, 137.0, 136.4, 134.8, 134.3, 130.0, 129.0, 128.7, 128.4, 128.1, 127.9, 127.7, 126.9, 126.3, 124.8, 124.4, 123.9, 123.73, 123.68, 121.7, 119.8, 109.9, 64.3 (q,  $^2J_{\text{C-F}}$  = 26.8 Hz), 45.1, 43.5, 21.6 ppm (the C of  $\text{CF}_3$  is not observed).  $^{19}\text{F}$  NMR (376 MHz,  $\text{CDCl}_3$ )  $\delta$  -70.65 ppm. HRMS (ESI-TOF)  $m/z$   $[\text{M} + \text{H}]^+$  calcd for  $\text{C}_{39}\text{H}_{31}\text{F}_3\text{N}_3\text{O}_3\text{S}_2^+$  710.1753, found 710.1754.



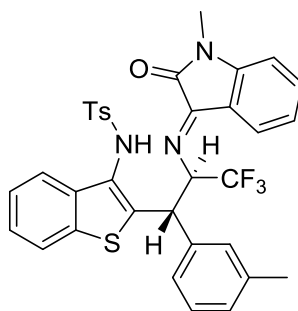
**(E)-4-methyl-N-(2-(3,3,3-trifluoro-2-((2-oxoindolin-3-ylidene)amino)-1-phenylpropyl)benzo[b]thiophen-3-yl)benzenesulfonamide (5l)**

Yield solid: 41 mg (yield 67%);  $R_f$  (ethyl acetate : petroleum ether = 1:5) = 0.29; mp 231-233 °C; IR (KBr) 3256, 1719, 1619, 1470, 1355, 1253, 1165, 756, 663  $\text{cm}^{-1}$ ;  $^1\text{H}$  NMR (400 MHz,  $\text{CDCl}_3$ )  $\delta$  8.20 (s, 1H), 7.95 (d,  $J$  = 8.0 Hz, 1H), 7.83 – 7.68 (m, 3H), 7.50 (d,  $J$  = 7.8 Hz, 1H), 7.43 – 7.32 (m, 4H), 7.30 – 7.26 (m, 3H), 7.25 – 7.12 (m, 3H), 6.92 – 6.76 (m, 3H), 6.65 (d,  $J$  = 7.8 Hz, 1H), 4.41 (d,  $J$  = 10.0 Hz, 1H), 2.54 (s, 3H) ppm.  $^{13}\text{C}\{^1\text{H}\}$  NMR (100 MHz,  $\text{CDCl}_3$ )  $\delta$  159.5, 158.3, 144.2, 143.3, 138.7, 138.0, 137.5, 137.0, 136.5, 135.1, 130.0, 128.7, 128.3, 128.1, 127.7, 126.3, 124.8, 124.4, 124.2, 124.0, 123.7, 121.8, 120.4, 110.7, 64.0 (q,  $^2J_{\text{C-F}}$  = 25.3 Hz), 45.1, 21.6 ppm (the C of  $\text{CF}_3$  is not observed).  $^{19}\text{F}$  NMR (376 MHz,  $\text{CDCl}_3$ )  $\delta$  -70.76 ppm. HRMS (ESI-TOF)  $m/z$   $[\text{M} + \text{H}]^+$  calcd for  $\text{C}_{32}\text{H}_{25}\text{F}_3\text{N}_3\text{O}_3\text{S}_2^+$  620.1284, found 620.1284.



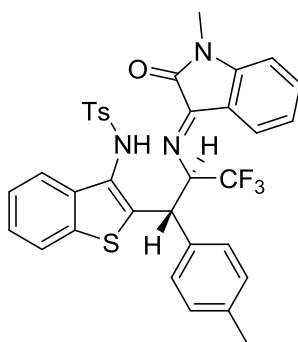
**(E)-4-methyl-N-(2-(3,3,3-trifluoro-2-((1-methyl-2-oxoindolin-3-ylidene)amino)-1-(o-tolyl)propyl)benzo[b]thiophen-3-yl)benzenesulfonamide (5m)**

Yellow solid: 45 mg (yield 70%);  $R_f$  (ethyl acetate : petroleum ether = 1:5) = 0.29; mp 189-191 °C; IR (KBr) 3467, 1713, 1613, 1355, 1160, 860, 758, 563  $\text{cm}^{-1}$ ;  $^1\text{H}$  NMR (400 MHz,  $\text{CDCl}_3$ )  $\delta$  8.20 (s, 1H), 7.83 (t,  $J$  = 7.4 Hz, 3H), 7.69 – 7.58 (m, 1H), 7.56 – 7.45 (m, 2H), 7.47 – 7.38 (m, 1H), 7.31 (d,  $J$  = 8.2 Hz, 2H), 7.24 – 7.09 (m, 6H), 7.08 – 7.00 (m, 1H), 6.66 (d,  $J$  = 7.8 Hz, 1H), 5.37 (d,  $J$  = 8.6 Hz, 1H), 3.01 (s, 3H), 2.45 (s, 3H), 1.89 (s, 3H) ppm.  $^{13}\text{C}\{^1\text{H}\}$  NMR (100 MHz,  $\text{CDCl}_3$ )  $\delta$  158.8, 158.5, 146.2, 144.0, 138.4, 137.9, 137.3, 136.5, 136.4, 134.8, 130.9, 128.0, 127.8, 127.5, 126.7, 126.0, 124.5, 124.1, 123.84, 123.79, 123.0, 121.8, 119.9, 108.9, 63.9 (q,  $^2J_{\text{C-F}}$  = 27.0 Hz), 40.5, 25.7, 21.6, 19.0 ppm (the C of  $\text{CF}_3$  is not observed).  $^{19}\text{F}$  NMR (376 MHz,  $\text{CDCl}_3$ )  $\delta$  -70.99 ppm. HRMS (ESI-TOF)  $m/z$   $[\text{M} + \text{H}]^+$  calcd for  $\text{C}_{34}\text{H}_{29}\text{F}_3\text{N}_3\text{O}_3\text{S}_2^+$  648.1597, found 648.1597.



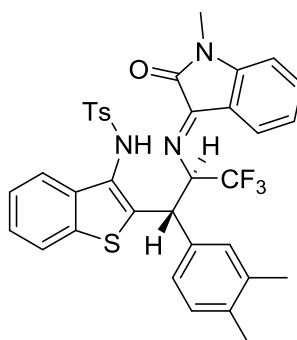
**(E)-4-methyl-N-(2-(3,3,3-trifluoro-2-((1-methyl-2-oxoindolin-3-ylidene)amino)-1-(m-tolyl)propyl)benzo[b]thiophen-3-yl)benzenesulfonamide (5n)**

Yellow solid: 34 mg (yield 53%);  $R_f$  (ethyl acetate : petroleum ether = 1:5) = 0.29; mp 196-198 °C; IR (KBr) 3448, 1707, 1612, 1473, 1369, 1194, 752, 660  $\text{cm}^{-1}$ ;  $^1\text{H}$  NMR (400 MHz,  $\text{CDCl}_3$ )  $\delta$  8.44 (s, 1H), 7.98 (d,  $J$  = 8.0 Hz, 1H), 7.89 – 7.71 (m, 3H), 7.49 (d,  $J$  = 7.8 Hz, 1H), 7.45 – 7.35 (m, 3H), 7.28 – 7.14 (m, 4H), 7.10 (d,  $J$  = 7.6 Hz, 1H), 6.95 (m, 1H), 6.73 (d,  $J$  = 7.6 Hz, 1H), 6.65 (d,  $J$  = 7.8 Hz, 1H), 6.46 (s, 1H), 4.35 (d,  $J$  = 10.4 Hz, 1H), 3.03 (s, 3H), 2.54 (s, 3H), 2.32 (s, 3H) ppm.  $^{13}\text{C}\{^1\text{H}\}$  NMR (100 MHz,  $\text{CDCl}_3$ )  $\delta$  158.8, 158.7, 146.1, 144.0, 138.4, 138.2, 137.7, 137.4, 137.1, 136.6, 134.9, 130.0, 129.1, 128.9, 128.5, 127.7, 126.2, 125.2, 124.7, 124.3, 124.0, 123.8, 123.7, 121.7, 119.7, 108.9, 64.0 (q,  $^2J_{\text{C-F}}$  = 26.7 Hz), 45.0, 25.8, 21.7, 21.6 ppm (the C of  $\text{CF}_3$  is not observed).  $^{19}\text{F}$  NMR (376 MHz,  $\text{CDCl}_3$ )  $\delta$  -70.37 ppm. HRMS (ESI-TOF)  $m/z$   $[\text{M} + \text{H}]^+$  calcd for  $\text{C}_{34}\text{H}_{29}\text{F}_3\text{N}_3\text{O}_3\text{S}_2^+$  648.1597, found 648.1591.



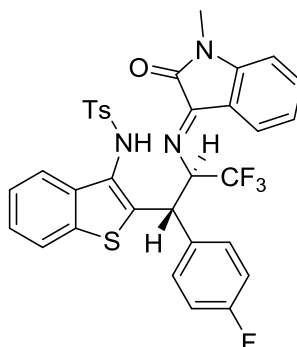
**(E)-4-methyl-N-(2-(3,3,3-trifluoro-2-((1-methyl-2-oxoindolin-3-ylidene)amino)-1-(p-tolyl)propyl)benzo[b]thiophen-3-yl)benzenesulfonamide (5o)**

Yellow solid: 33 mg (yield 52%);  $R_f$  (ethyl acetate : petroleum ether = 1:5) = 0.29; mp 200-202 °C; IR (KBr) 3390, 1712, 1614, 1495, 1470, 1168, 818, 666  $\text{cm}^{-1}$ ;  $^1\text{H}$  NMR (400 MHz,  $\text{CDCl}_3$ )  $\delta$  8.36 (s, 1H), 7.98 (d,  $J$  = 8.5 Hz, 2H), 7.77 (t,  $J$  = 8.5 Hz, 2H), 7.59 – 7.47 (m, 2H), 7.47 – 7.34 (m, 4H), 7.19 (dd,  $J$  = 11.7, 8.8 Hz, 4H), 7.08 (d,  $J$  = 7.8 Hz, 2H), 6.73 – 6.60 (m, 3H), 4.32 (d, 1H), 3.02 (s, 3H), 2.55 (s, 3H), 2.34 (s, 3H) ppm.  $^{13}\text{C}\{^1\text{H}\}$  NMR (100 MHz,  $\text{CDCl}_3$ )  $\delta$  158.8, 158.7, 144.7, 143.4, 143.3, 137.8, 137.7, 136.5, 136.2, 130.5, 129.6, 129.5, 129.4, 128.7, 128.5, 128.2, 124.7, 124.6, 124.5, 123.9, 123.2, 122.5, 121.9, 108.6, 63.3 (q,  $^2J_{\text{C-F}}$  = 24.6 Hz), 50.8, 25.9, 21.6, 21.1 ppm (the C of  $\text{CF}_3$  is not observed).  $^{19}\text{F}$  NMR (376 MHz,  $\text{CDCl}_3$ )  $\delta$  -70.37 ppm. HRMS (ESI-TOF)  $m/z$   $[\text{M} + \text{H}]^+$  calcd for  $\text{C}_{34}\text{H}_{29}\text{F}_3\text{N}_3\text{O}_3\text{S}_2^+$  648.1597, found 648.1594.



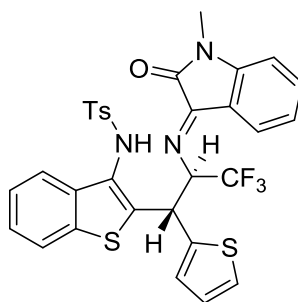
**(*E*)-*N*-(2-(1-(3,4-dimethylphenyl)-3,3,3-trifluoro-2-((1-methyl-2-oxoindolin-3-ylidene)amino)propyl)benzo[*b*]thiophen-3-yl)-4-methylbenzenesulfonamide (**5p**)**

Yellow solid: 40 mg (yield 60%);  $R_f$  (ethyl acetate : petroleum ether = 1:5) = 0.29; mp 209-211 °C; IR (KBr) 3441, 1711, 1613, 1370, 1165, 1050, 882, 761, 565  $\text{cm}^{-1}$ ;  $^1\text{H}$ NMR (400 MHz,  $\text{CDCl}_3$ )  $\delta$  8.43 (s, 1H), 7.98 (d,  $J = 8.0$  Hz, 1H), 7.79 (dd,  $J = 7.6, 3.4$  Hz, 3H), 7.48 (d,  $J = 8.0$  Hz, 1H), 7.44 – 7.34 (m, 3H), 7.25 – 7.13 (m, 3H), 7.05 (d,  $J = 7.8$  Hz, 1H), 6.99 – 6.86 (m, 1H), 6.64 (d,  $J = 7.8$  Hz, 2H), 6.45 (s, 1H), 4.32 (d,  $J = 10.4$  Hz, 1H), 3.03 (s, 3H), 2.55 (s, 3H), 2.23 (d,  $J = 5.8$  Hz, 6H) ppm.  $^{13}\text{C}\{^1\text{H}\}$  NMR (100 MHz,  $\text{CDCl}_3$ )  $\delta$  158.8, 158.7, 146.1, 143.9, 138.6, 137.7, 137.1, 137.0, 136.7, 136.5, 134.8, 130.0, 129.8, 129.5, 129.0, 127.7, 127.2, 126.1, 125.4, 124.6, 124.3, 124.0, 123.7, 121.7, 119.7, 108.9, 64.1 (q,  $^2J_{\text{C-F}} = 25.8$  Hz), 44.6, 25.7, 21.8, 19.9, 19.5 ppm (the C of  $\text{CF}_3$  is not observed).  $^{19}\text{F}$  NMR (376 MHz,  $\text{CDCl}_3$ )  $\delta$  -70.31 ppm. HRMS (ESI-TOF)  $m/z$   $[\text{M} + \text{H}]^+$  calcd for  $\text{C}_{35}\text{H}_{31}\text{F}_3\text{N}_3\text{O}_3\text{S}_2^+$  662.1753, found 662.1750.



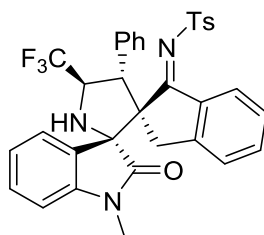
**(*E*)-4-methyl-*N*-(2-(3,3,3-trifluoro-1-(4-fluorophenyl)-2-((1-methyl-2-oxoindolin-3-ylidene)amino)propyl)benzo[*b*]thiophen-3-yl)benzenesulfonamide (**5q**)**

Yellow solid: 44 mg (yield 67%);  $R_f$  (ethyl acetate : petroleum ether = 1:5) = 0.29; mp 206-208 °C; IR (KBr) 3438, 1708, 1611, 1374, 1162, 1047, 881, 756, 563  $\text{cm}^{-1}$ ;  $^1\text{H}$  NMR (400 MHz,  $\text{CDCl}_3$ )  $\delta$  8.24 (s, 1H), 8.00 – 7.88 (m, 1H), 7.76 (d,  $J = 8.4$  Hz, 3H), 7.57 – 7.46 (m, 1H), 7.42 (m, 1H), 7.37 (d,  $J = 8.2$  Hz, 2H), 7.25 – 7.11 (m, 4H), 6.97 (t,  $J = 8.6$  Hz, 2H), 6.93 – 6.85 (m, 1H), 6.78 (dd,  $J = 8.6, 5.2$  Hz, 2H), 6.65 (d,  $J = 7.8$  Hz, 1H), 4.40 (d,  $J = 10.2$  Hz, 1H), 3.02 (s, 3H), 2.54 (s, 3H) ppm.  $^{13}\text{C}\{^1\text{H}\}$  NMR (100 MHz,  $\text{CDCl}_3$ )  $\delta$  162.3 (d,  $J = 246.2$  Hz), 158.8, 158.6, 146.1, 144.1, 137.8, 137.5, 136.9, 136.4, 134.9, 133.3 (d,  $J = 3.2$  Hz), 129.97 (d,  $J = 7.2$  Hz), 129.95, 127.7, 126.3, 124.8, 124.4, 124.0, 123.71, 123.67, 121.7, 119.6, 115.6 (d,  $J = 21.4$  Hz), 108.9, 64.1 (q,  $^2J_{\text{C-F}} = 26.3$  Hz), 44.3, 25.7, 21.6 ppm.  $^{19}\text{F}$  NMR (376 MHz,  $\text{CDCl}_3$ )  $\delta$  -70.43, -113.64 ppm (the C of  $\text{CF}_3$  is not observed). HRMS (ESI-TOF)  $m/z$   $[\text{M} + \text{H}]^+$  calcd for  $\text{C}_{33}\text{H}_{26}\text{F}_4\text{N}_3\text{O}_3\text{S}_2^+$  652.1346, found 652.1338.



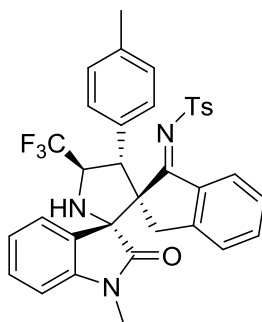
**(E)-4-methyl-N-(2-(3,3,3-trifluoro-2-((1-methyl-2-oxoindolin-3-ylidene)amino)-1-(thiophen-2-yl)propyl)benzo[b]thiophen-3-yl)benzenesulfonamide (5r)**

Yellow solid: 40 mg (yield 62%);  $R_f$  (ethyl acetate : petroleum ether = 1:5) = 0.29; mp 205-207 °C; IR (KBr) 3448, 1707, 1612, 1560, 1473, 1363, 1165, 1125, 762, 564  $\text{cm}^{-1}$ ;  $^1\text{H}$  NMR (400 MHz,  $\text{CDCl}_3$ )  $\delta$  8.17 (s, 1H), 7.94 (d,  $J$  = 7.8 Hz, 1H), 7.83 – 7.68 (m, 3H), 7.56 – 7.49 (m, 1H), 7.45 – 7.39 (m, 1H), 7.36 (d,  $J$  = 8.2 Hz, 2H), 7.25 – 7.18 (m, 3H), 7.15 (t,  $J$  = 7.6 Hz, 1H), 7.02 – 6.95 (m, 1H), 6.91 – 6.84 (m, 2H), 6.65 (d,  $J$  = 7.8 Hz, 1H), 4.59 (d,  $J$  = 9.6 Hz, 1H), 3.04 (s, 3H), 2.51 (s, 3H) ppm.  $^{13}\text{C}\{^1\text{H}\}$  NMR (100 MHz,  $\text{CDCl}_3$ )  $\delta$  159.0, 158.6, 146.2, 139.7, 138.2, 137.2, 137.0, 136.8, 135.0, 130.2, 127.3, 126.9, 126.6, 126.2, 125.3, 125.2, 124.9, 124.4, 124.0, 123.8, 123.7, 121.8, 119.7, 108.9, 65.0 (q,  $^2J_{\text{C-F}}$  = 26.3 Hz), 39.6, 25.8, 21.8 ppm (the C of  $\text{CF}_3$  is not observed).  $^{19}\text{F}$  NMR (376 MHz,  $\text{CDCl}_3$ )  $\delta$  -70.54 ppm. HRMS (ESI-TOF)  $m/z$   $[\text{M} + \text{H}]^+$  calcd for  $\text{C}_{31}\text{H}_{25}\text{F}_3\text{N}_3\text{O}_3\text{S}_3^+$  640.1005, found 640.1010.



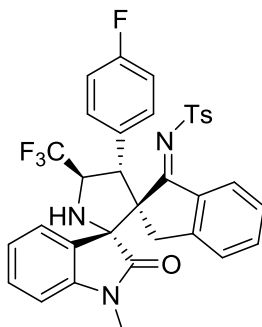
**(E)-4-methyl-N-(1''-methyl-2''-oxo-4'-phenyl-5'-(trifluoromethyl)dispiro[indene-2,3'-pyrrolidine-2',3''-indolin]-1(3H)-ylidene)benzenesulfonamide (6a)**

White solid: 55 mg (yield 89%);  $R_f$  (ethyl acetate : petroleum ether = 1:5) = 0.37; mp 187-189 °C; IR (KBr) 3331, 1703, 1615, 1326, 1137, 734, 680, 560  $\text{cm}^{-1}$ ;  $^1\text{H}$  NMR (400 MHz,  $\text{CDCl}_3$ )  $\delta$  8.10 (d,  $J$  = 8.0 Hz, 1H), 7.89 (d,  $J$  = 8.4 Hz, 2H), 7.51 (d,  $J$  = 7.4 Hz, 1H), 7.45 (d,  $J$  = 8.2 Hz, 2H), 7.43 – 7.37 (m, 1H), 7.33 – 7.28 (m, 1H), 7.24 (d,  $J$  = 7.6 Hz, 1H), 7.21 – 7.12 (m, 5H), 7.11 – 7.05 (m, 2H), 6.59 (d,  $J$  = 7.8 Hz, 1H), 4.82 – 4.69 (m, 1H), 4.47 (d,  $J$  = 11.2 Hz, 1H), 3.66 (d,  $J$  = 15.8 Hz, 1H), 3.04 (d,  $J$  = 7.8 Hz, 1H), 2.95 (d,  $J$  = 15.8 Hz, 1H), 2.62 (s, 3H), 2.54 (s, 3H) ppm.  $^{13}\text{C}\{^1\text{H}\}$  NMR (100 MHz,  $\text{CDCl}_3$ )  $\delta$  181.0, 176.5, 150.3, 143.8, 141.5, 138.6, 134.9, 134.7, 132.4, 130.2, 129.8, 129.5, 129.33, 129.25, 128.5, 127.8, 127.2, 127.1, 125.9, 125.7, 123.1, 108.3, 100.0, 74.6, 70.8, 62.3 (q,  $^2J_{\text{C-F}}$  = 29.7 Hz), 49.0, 33.4, 25.8, 21.7 ppm. (the C of  $\text{CF}_3$  is not scanned).  $^{19}\text{F}$  NMR (376 MHz,  $\text{CDCl}_3$ )  $\delta$  -74.19 ppm. HRMS (ESI-TOF)  $m/z$   $[\text{M} + \text{H}]^+$  calcd for  $\text{C}_{34}\text{H}_{29}\text{F}_3\text{N}_3\text{O}_3\text{S}^+$  616.1876, found 616.1880.



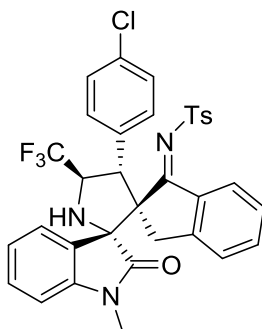
**(*E*)-4-methyl-*N*-(1''-methyl-2''-oxo-4'-(*p*-tolyl)-5'-(trifluoromethyl)dispiro[indene-2,3'-pyrrolidine-2',3''-indolin]-1(3*H*)-ylidene)benzenesulfonamide (6b)**

White solid: 58 mg (yield 92%);  $R_f$  (ethyl acetate : petroleum ether = 1:5) = 0.37; mp 189-191 °C; IR (KBr) 3330, 1706, 1616, 1324, 1157, 747, 692, 560  $\text{cm}^{-1}$ ;  $^1\text{H}$  NMR (400 MHz,  $\text{CDCl}_3$ )  $\delta$  8.11 (d,  $J$  = 8.0 Hz, 1H), 7.88 (d,  $J$  = 8.4 Hz, 2H), 7.51 (d,  $J$  = 7.4 Hz, 1H), 7.46 (d,  $J$  = 8.0 Hz, 2H), 7.43 – 7.37 (m, 1H), 7.35 – 7.28 (m, 1H), 7.28 – 7.24 (m, 1H), 7.22 – 7.07 (m, 2H), 7.06 – 6.93 (m, 4H), 6.60 (d,  $J$  = 7.6 Hz, 1H), 4.86 – 4.61 (m, 1H), 4.44 (d,  $J$  = 11.0 Hz, 1H), 3.67 (d,  $J$  = 15.8 Hz, 1H), 3.05 (d,  $J$  = 8.6 Hz, 1H), 2.97 (d,  $J$  = 15.8 Hz, 1H), 2.60 (s, 3H), 2.54 (s, 3H), 2.27 (s, 3H) ppm.  $^{13}\text{C}\{^1\text{H}\}$  NMR (100 MHz,  $\text{CDCl}_3$ )  $\delta$  180.8, 176.4, 150.5, 143.8, 141.4, 138.6, 137.5, 134.7, 132.4, 131.7, 130.0, 129.7, 129.5, 129.4, 129.3, 129.2, 127.2, 127.1, 125.9, 125.8, 123.0, 108.3, 74.5, 70.9, 62.1 (q,  $^2J_{\text{C-F}}$  = 29.5 Hz), 48.6, 33.1, 25.8, 21.7, 21.0 ppm. (the C of  $\text{CF}_3$  is not scanned).  $^{19}\text{F}$  NMR (376 MHz,  $\text{CDCl}_3$ )  $\delta$  -74.12 ppm. HRMS (ESI-TOF)  $m/z$   $[\text{M} + \text{H}]^+$  calcd for  $\text{C}_{35}\text{H}_{31}\text{F}_3\text{N}_3\text{O}_3\text{S}^+$  630.2033, found 630.2035.



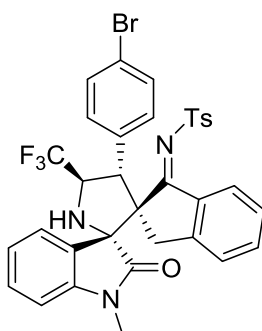
**(*E*)-*N*-(4'-(4-fluorophenyl)-1''-methyl-2''-oxo-5'-(trifluoromethyl)dispiro[indene-2,3'-pyrrolidine-2',3''-indolin]-1(3*H*)-ylidene)-4-methylbenzenesulfonamide (6c)**

White solid: 53 mg (yield 83%);  $R_f$  (ethyl acetate : petroleum ether = 1:5) = 0.37; mp 184-186 °C; IR (KBr) 3331, 1702, 1615, 1325, 1135, 756, 692, 541  $\text{cm}^{-1}$ ;  $^1\text{H}$  NMR (400 MHz,  $\text{CDCl}_3$ )  $\delta$  8.11 (d,  $J$  = 7.8 Hz, 1H), 7.89 (d,  $J$  = 8.4 Hz, 2H), 7.50 (d,  $J$  = 7.2 Hz, 1H), 7.46 (d,  $J$  = 8.0 Hz, 2H), 7.43 – 7.37 (m, 1H), 7.33 – 7.27 (m, 1H), 7.24 (d,  $J$  = 8.0 Hz, 1H), 7.21 – 7.11 (m, 2H), 7.11 – 7.04 (m, 2H), 6.89 (t,  $J$  = 8.6 Hz, 2H), 6.59 (d,  $J$  = 7.6 Hz, 1H), 4.81 – 4.62 (m, 1H), 4.45 (d,  $J$  = 10.8 Hz, 1H), 3.60 (d,  $J$  = 15.8 Hz, 1H), 3.01 (d,  $J$  = 8.4 Hz, 1H), 2.88 (d,  $J$  = 15.8 Hz, 1H), 2.65 (s, 3H), 2.54 (s, 3H) ppm.  $^{13}\text{C}\{^1\text{H}\}$  NMR (100 MHz,  $\text{CDCl}_3$ )  $\delta$  181.3, 176.5, 162.1 (d,  $J$  = 245.9 Hz), 150.1, 143.9, 141.5, 138.5, 134.8, 132.3, 131.8, 131.7 (d,  $J$  = 7.9 Hz), 130.9, 129.8, 129.6, 129.5, 129.4, 129.0, 127.3, 127.1, 125.8, 125.7, 123.1, 115.5 (d,  $J$  = 21.1 Hz), 108.3, 74.5, 70.5, 62.5 (q,  $^2J_{\text{C-F}}$  = 29.4 Hz), 48.5, 33.6, 25.8, 21.7 ppm.  $^{19}\text{F}$  NMR (376 MHz,  $\text{CDCl}_3$ )  $\delta$  -74.20, -114.23 ppm. (the C of  $\text{CF}_3$  is not scanned). HRMS (ESI-TOF)  $m/z$   $[\text{M} + \text{H}]^+$  calcd for  $\text{C}_{34}\text{H}_{28}\text{F}_4\text{N}_3\text{O}_3\text{S}^+$  634.1782, found 634.1783.



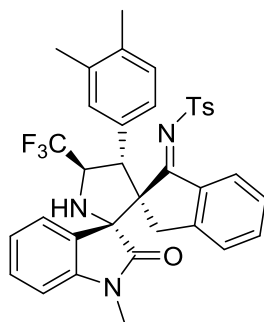
**(*E*)-*N*-(4'-(4-chlorophenyl)-1''-methyl-2''-oxo-5''-(trifluoromethyl)dispiro[indene-2,3'-pyrrolidine-2',3''-indolin]-1(3*H*)-ylidene)-4-methylbenzenesulfonamide (6d)**

White solid: 51 mg (yield 81%);  $R_f$  (ethyl acetate : petroleum ether = 1:5) = 0.37; mp 194-196 °C; IR (KBr) 3330, 1704, 1615, 1327, 1138, 748, 680, 560  $\text{cm}^{-1}$ ;  $^1\text{H}$  NMR (400 MHz,  $\text{CDCl}_3$ )  $\delta$  8.12 (d,  $J$  = 8.0 Hz, 1H), 7.88 (d,  $J$  = 8.4 Hz, 2H), 7.51 – 7.44 (m, 3H), 7.44 – 7.37 (m, 1H), 7.33 – 7.27 (m, 1H), 7.24 (d,  $J$  = 7.8 Hz, 1H), 7.21 – 7.11 (m, 4H), 7.04 (d,  $J$  = 8.4 Hz, 2H), 6.59 (d,  $J$  = 7.8 Hz, 1H), 4.80 – 4.52 (m, 1H), 4.43 (d,  $J$  = 10.8 Hz, 1H), 3.59 (d,  $J$  = 15.6 Hz, 1H), 3.00 (d,  $J$  = 8.4 Hz, 1H), 2.86 (d,  $J$  = 16.0 Hz, 1H), 2.65 (s, 3H), 2.54 (s, 3H) ppm.  $^{13}\text{C}\{^1\text{H}\}$  NMR (100 MHz,  $\text{CDCl}_3$ )  $\delta$  181.2, 176.5, 150.1, 143.9, 141.5, 138.5, 134.8, 133.7, 133.7, 132.3, 131.5, 129.9, 129.6, 129.5, 128.9, 128.7, 127.4, 127.1, 125.8, 125.7, 123.1, 108.3, 74.5, 70.4, 62.4 (q,  $^2J_{\text{C-F}}$  = 29.6 Hz), 48.6, 33.6, 25.8, 21.8 ppm. (the C of  $\text{CF}_3$  is not scanned).  $^{19}\text{F}$  NMR (376 MHz,  $\text{CDCl}_3$ )  $\delta$  -74.21 ppm. HRMS (ESI-TOF)  $m/z$   $[\text{M} + \text{H}]^+$  calcd for  $\text{C}_{34}\text{H}_{28}\text{ClF}_4\text{N}_3\text{O}_3\text{S}^+$  650.1487, found 650.1498.



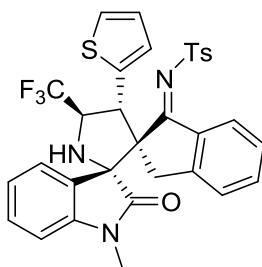
**(*E*)-*N*-(4'-(4-bromophenyl)-1''-methyl-2''-oxo-5''-(trifluoromethyl)dispiro[indene-2,3'-pyrrolidine-2',3''-indolin]-1(3*H*)-ylidene)-4-methylbenzenesulfonamide (6e)**

White solid: 52 mg (yield 82%);  $R_f$  (ethyl acetate : petroleum ether = 1:5) = 0.37; mp 192-194 °C; IR (KBr) 3331, 1706, 1616, 1321, 1138, 747, 692, 541  $\text{cm}^{-1}$ ;  $^1\text{H}$  NMR (400 MHz,  $\text{CDCl}_3$ )  $\delta$  8.12 (d,  $J$  = 8.0 Hz, 1H), 7.88 (d,  $J$  = 8.4 Hz, 2H), 7.52 – 7.44 (m, 3H), 7.43 – 7.38 (m, 1H), 7.35 – 7.30 (m, 2H), 7.28 (dd,  $J$  = 7.8, 1.0 Hz, 1H), 7.24 (d,  $J$  = 7.8 Hz, 1H), 7.20 – 7.10 (m, 2H), 6.99 (d,  $J$  = 8.4 Hz, 2H), 6.59 (d,  $J$  = 7.6 Hz, 1H), 4.81 – 4.59 (m, 1H), 4.42 (d,  $J$  = 10.8 Hz, 1H), 3.59 (d,  $J$  = 15.8 Hz, 1H), 3.00 (d,  $J$  = 8.4 Hz, 1H), 2.86 (d,  $J$  = 15.8 Hz, 1H), 2.65 (s, 3H), 2.54 (s, 3H) ppm.  $^{13}\text{C}\{^1\text{H}\}$  NMR (100 MHz,  $\text{CDCl}_3$ )  $\delta$  181.2, 176.5, 150.1, 143.9, 141.5, 138.5, 134.8, 134.2, 132.3, 131.8, 131.7, 129.9, 129.6, 129.5, 128.9, 127.4, 127.1, 125.8, 125.7, 123.1, 121.9, 108.3, 74.5, 70.4, 62.0 (q,  $^2J_{\text{C-F}}$  = 30.1 Hz), 48.7, 33.6, 25.8, 21.8 ppm. (the C of  $\text{CF}_3$  is not scanned).  $^{19}\text{F}$  NMR (376 MHz,  $\text{CDCl}_3$ )  $\delta$  -74.20 ppm. HRMS (ESI-TOF)  $m/z$   $[\text{M} + \text{H}]^+$  calcd for  $\text{C}_{34}\text{H}_{28}\text{BrF}_4\text{N}_3\text{O}_3\text{S}^+$  694.0981, found 694.0983.



**(E)-N-(4'-(3,4-dimethylphenyl)-1''-methyl-2''-oxo-5'-(trifluoromethyl)dispiro[indene-2,3'-pyrrolidine-2',3''-indolin]-1(3H)-ylidene)-4-methylbenzenesulfonamide (6f)**

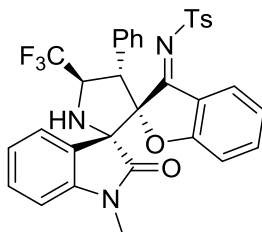
White solid: 57 mg (yield 90%);  $R_f$  (ethyl acetate : petroleum ether = 1:5) = 0.37; mp 176-178 °C; IR (KBr) 3337, 1707, 1615, 1321, 1155, 752, 679, 559  $\text{cm}^{-1}$ ;  $^1\text{H}$  NMR (400 MHz,  $\text{CDCl}_3$ )  $\delta$  8.13 (d,  $J$  = 8.0 Hz, 1H), 7.88 (d,  $J$  = 8.2 Hz, 2H), 7.52 (d,  $J$  = 7.4 Hz, 1H), 7.45 (d,  $J$  = 8.2 Hz, 2H), 7.43 – 7.37 (m, 1H), 7.32 (m, 1H), 7.28 (d,  $J$  = 7.8 Hz, 1H), 7.21 – 7.11 (m, 2H), 6.97 (d,  $J$  = 7.8 Hz, 1H), 6.86 (d,  $J$  = 7.8 Hz, 1H), 6.80 (s, 1H), 6.61 (d,  $J$  = 7.8 Hz, 1H), 4.81 – 4.63 (m, 1H), 4.43 (d,  $J$  = 11.2 Hz, 1H), 3.71 (d,  $J$  = 15.6 Hz, 1H), 3.05 (d,  $J$  = 8.3 Hz, 1H), 3.00 (d,  $J$  = 15.6 Hz, 1H), 2.58 (s, 3H), 2.54 (s, 3H), 2.16 (s, 3H), 2.08 (s, 3H) ppm.  $^{13}\text{C}\{^1\text{H}\}$  NMR (100 MHz,  $\text{CDCl}_3$ )  $\delta$  176.4, 150.6, 143.7, 141.3, 138.7, 136.6, 136.1, 134.6, 132.4, 131.9, 131.6, 129.7, 129.6, 129.5, 129.3, 127.2, 127.1, 125.9, 123.0, 108.4, 74.6, 71.0, 62.1 (q,  $^2J_{\text{C-F}}$  = 30.5 Hz), 48.4, 33.0, 25.8, 21.7, 19.8, 19.3 ppm. (the C of  $\text{CF}_3$  is not scanned).  $^{19}\text{F}$  NMR (376 MHz,  $\text{CDCl}_3$ )  $\delta$  -74.07 ppm. HRMS (ESI-TOF)  $m/z$   $[\text{M} + \text{Na}]^+$  calcd for  $\text{C}_{36}\text{H}_{32}\text{F}_3\text{N}_3\text{O}_3\text{SNa}^+$  666.2009, found 666.2013.



**(E)-4-methyl-N-(1''-methyl-2''-oxo-4'-(thiophen-2-yl)-5'-(trifluoromethyl)dispiro[indene-2,3'-pyrrolidine-2',3''-indolin]-1(3H)-ylidene)benzenesulfonamide (6g)**

White solid: 49 mg (yield 79%);  $R_f$  (ethyl acetate : petroleum ether = 1:5) = 0.37; mp 203-205 °C; IR (KBr) 3325, 1704, 1615, 1326, 1156, 771, 694, 560  $\text{cm}^{-1}$ ;  $^1\text{H}$  NMR (400 MHz,  $\text{CDCl}_3$ )  $\delta$  8.24 (d,  $J$  = 8.0 Hz, 1H), 7.87 (d,  $J$  = 8.4 Hz, 2H), 7.45 (d,  $J$  = 7.4 Hz, 4H), 7.36 – 7.28 (m, 2H), 7.23 (t,  $J$  = 7.8 Hz, 1H), 7.19 – 7.15 (m, 1H), 7.09 – 7.02 (m, 1H), 6.93 – 6.86 (m, 1H), 6.83 (d,  $J$  = 3.6 Hz, 1H), 6.64 (d,  $J$  = 7.8 Hz, 1H), 4.73 (d,  $J$  = 10.8 Hz, 1H), 4.67 – 4.55 (m, 1H), 3.73 (d,  $J$  = 16.0 Hz, 1H), 3.14 (d,  $J$  = 9.0 Hz, 1H), 2.98 (d,  $J$  = 16.0 Hz, 1H), 2.59 (s, 3H), 2.51 (s, 3H) ppm.  $^{13}\text{C}\{^1\text{H}\}$  NMR (100 MHz,  $\text{CDCl}_3$ )  $\delta$  180.2, 175.8, 150.7, 143.7, 141.3, 138.4, 137.6, 134.9, 132.4, 129.7, 129.5, 129.4, 129.3, 127.4, 127.3, 127.2, 126.7, 126.1, 125.9, 123.0, 108.5, 74.1, 70.7, 63.0 (q,  $^2J_{\text{C-F}}$  = 29.7 Hz), 44.6, 32.6, 25.9, 21.7 ppm. (the C of  $\text{CF}_3$  is not scanned).  $^{19}\text{F}$  NMR (376 MHz,  $\text{CDCl}_3$ )  $\delta$  -73.81 ppm. HRMS (ESI-TOF)  $m/z$   $[\text{M} + \text{H}]^+$  calcd for  $\text{C}_{32}\text{H}_{27}\text{F}_3\text{N}_3\text{O}_3\text{S}_2^+$  622.1440, found 622.1443.

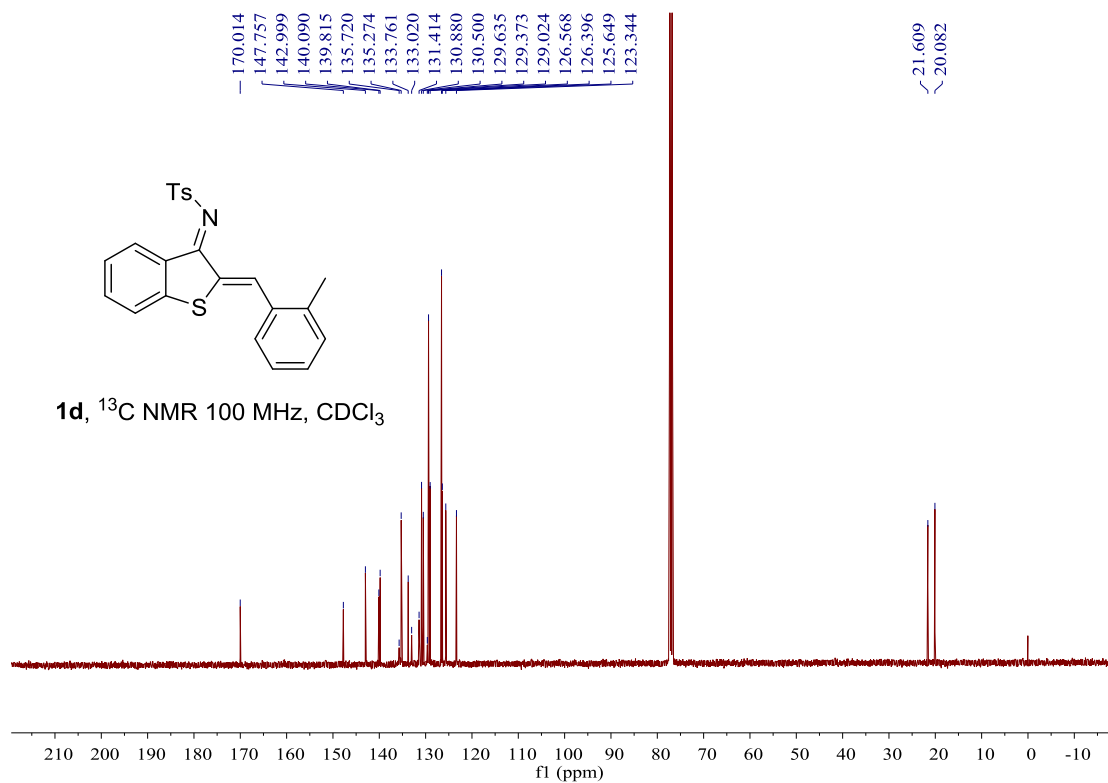
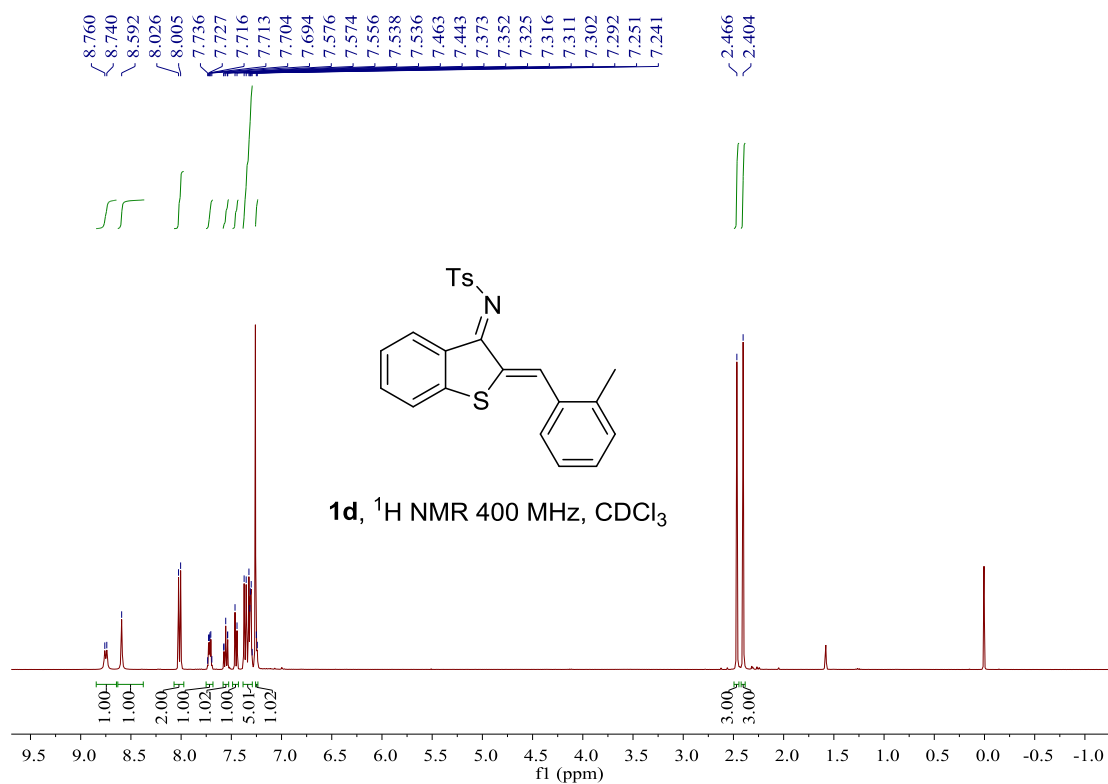


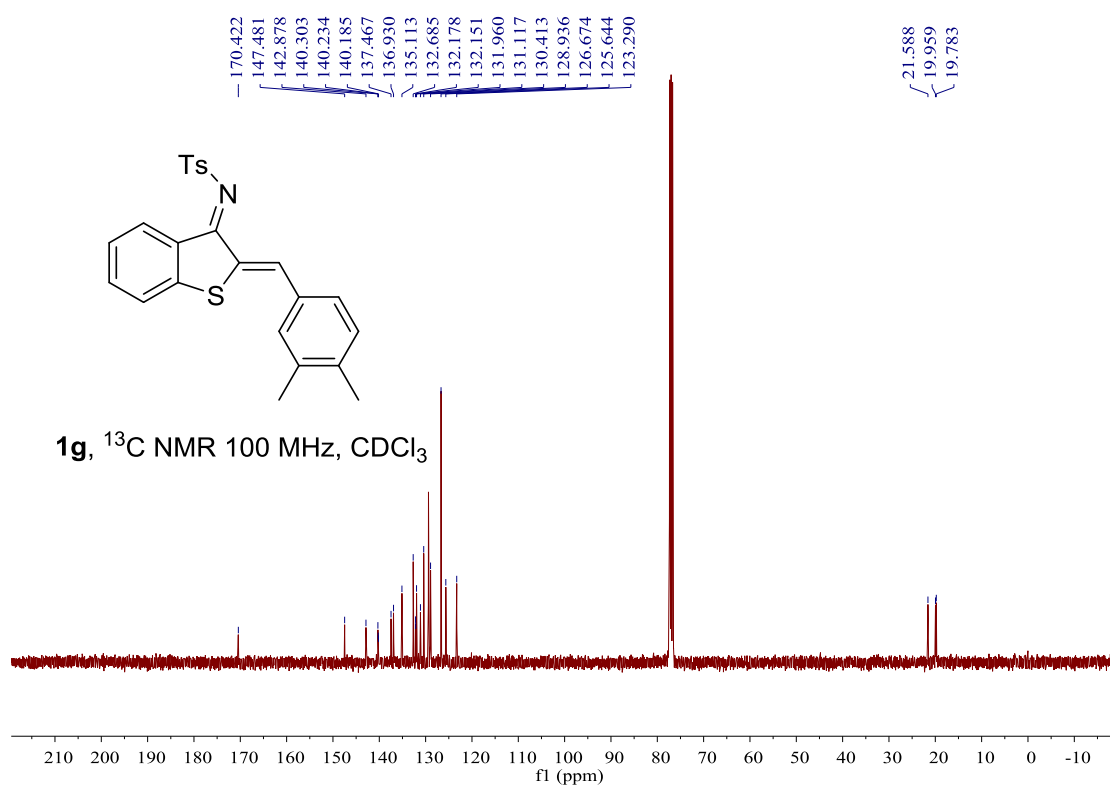
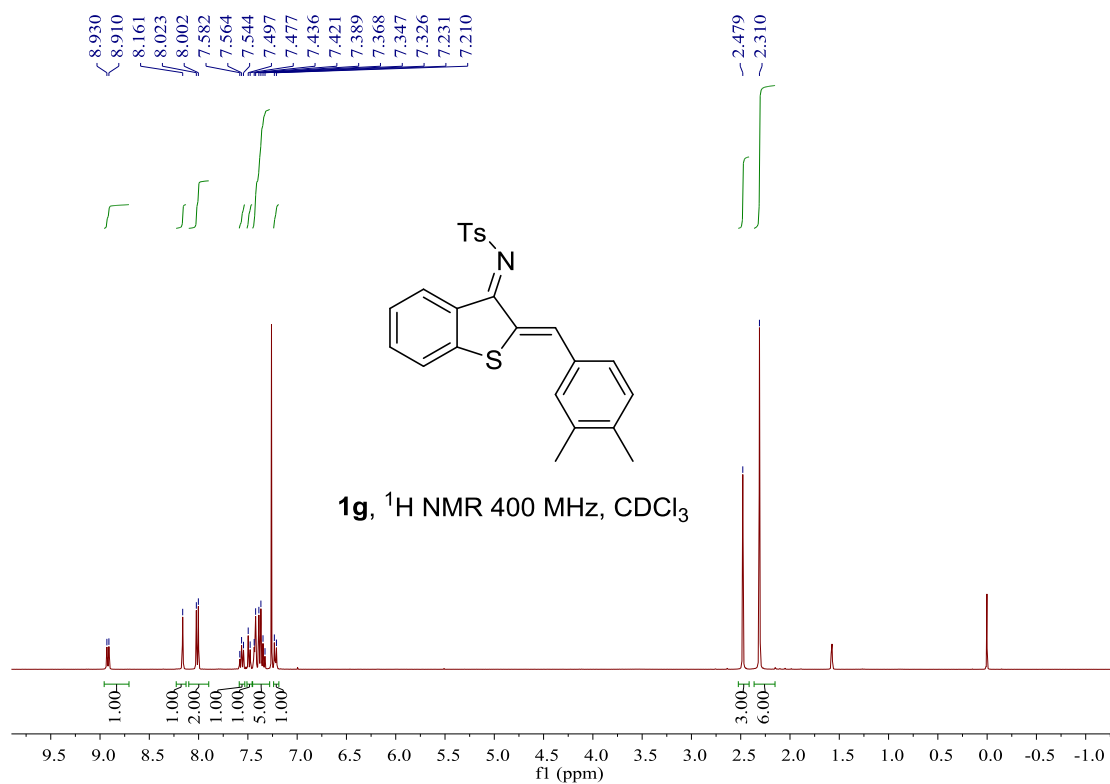


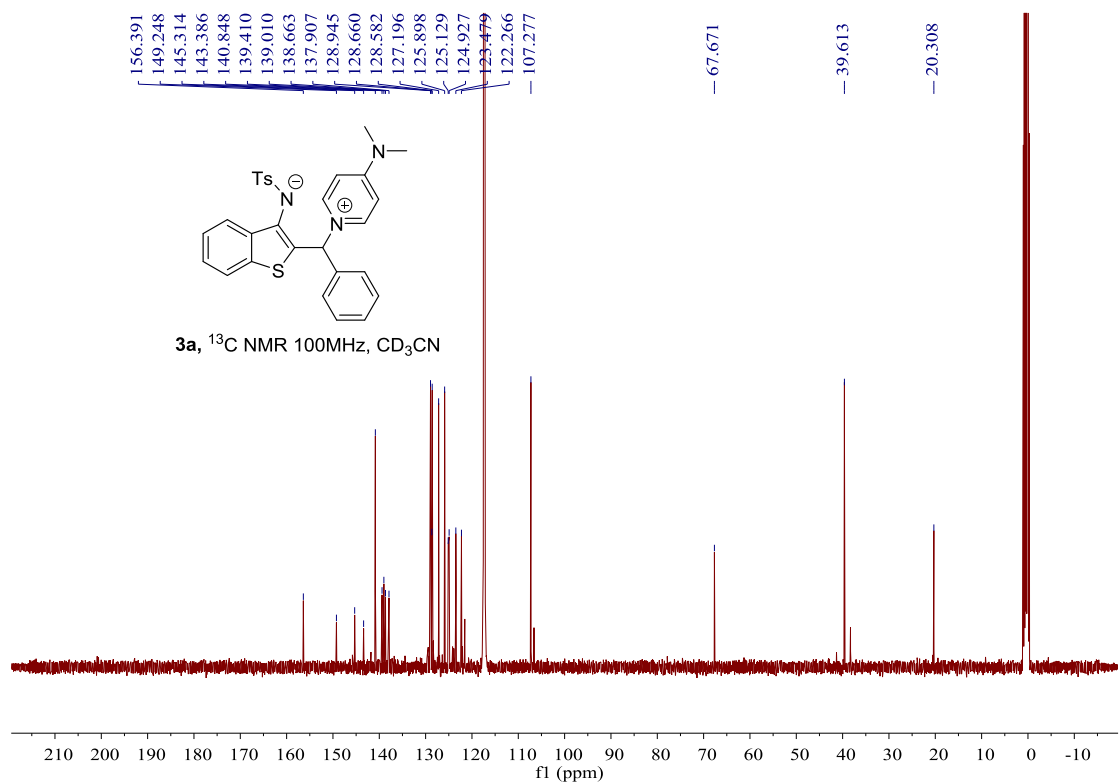
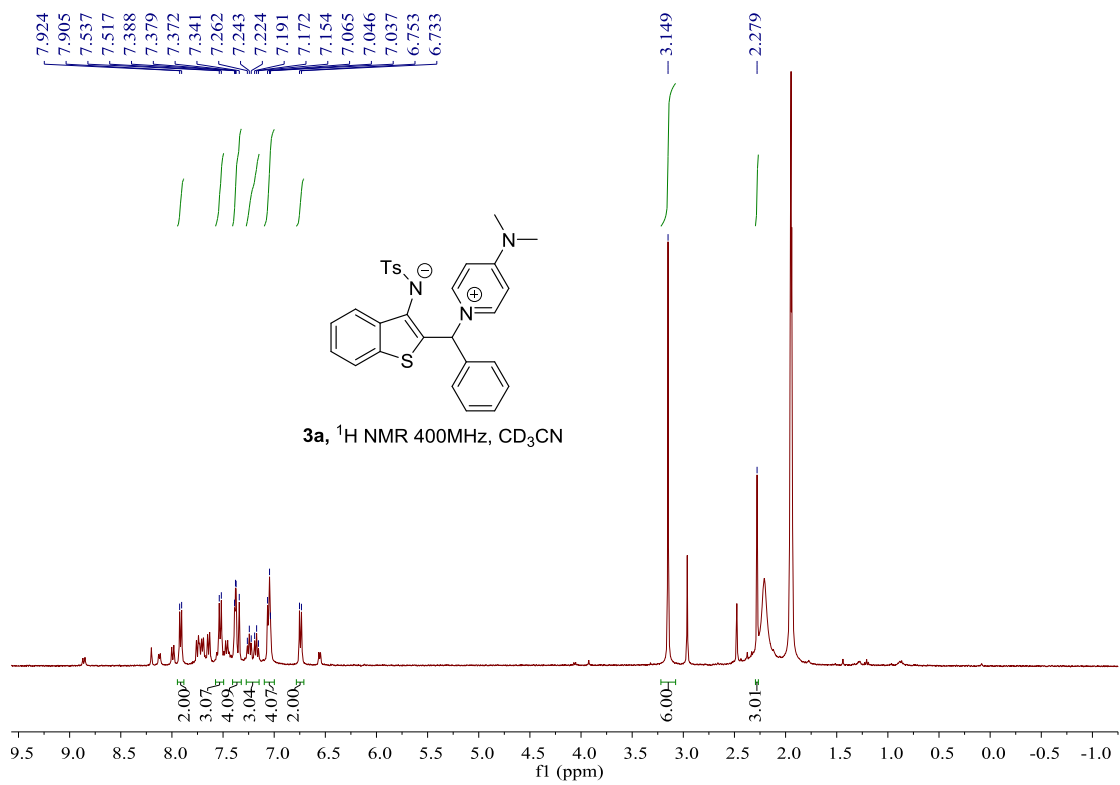
**(*E*)-4-methyl-*N*-(1''-methyl-2''-oxo-4'-phenyl-5'-(trifluoromethyl)-3*H*-dispiro[benzofuran-2,3'-pyrrolidine-2',3''-indolin]-3-ylidene)benzenesulfonamide (6h)**

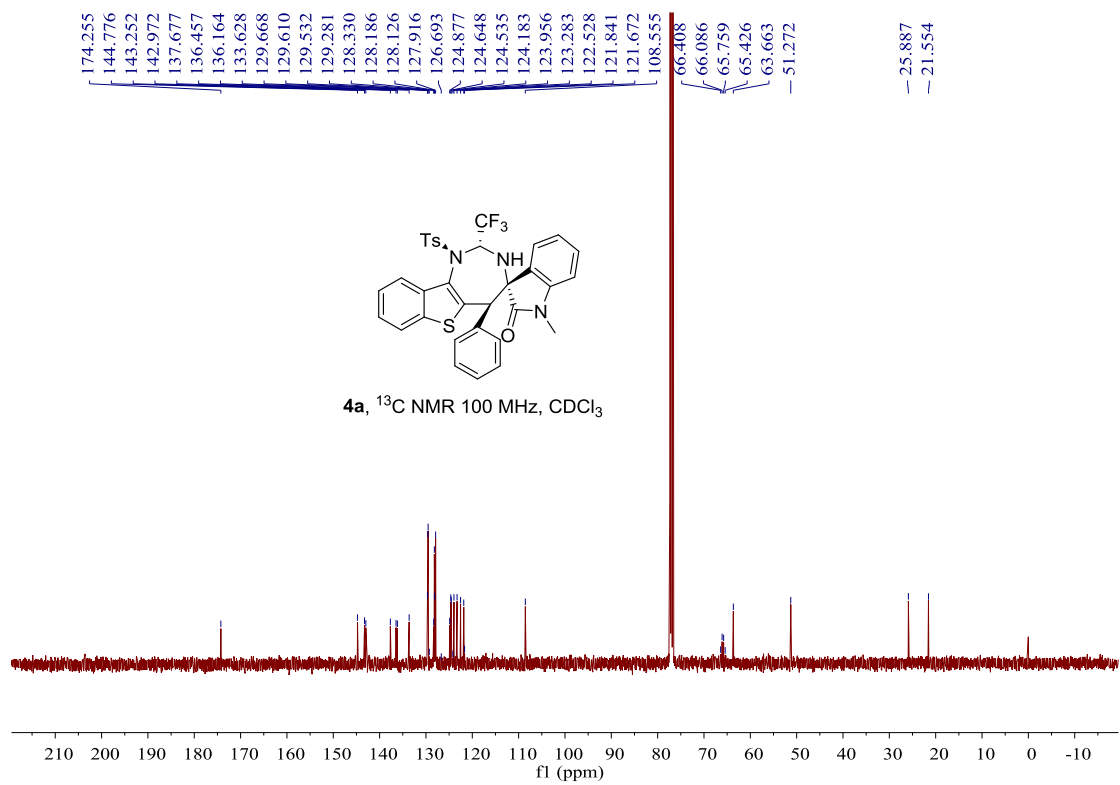
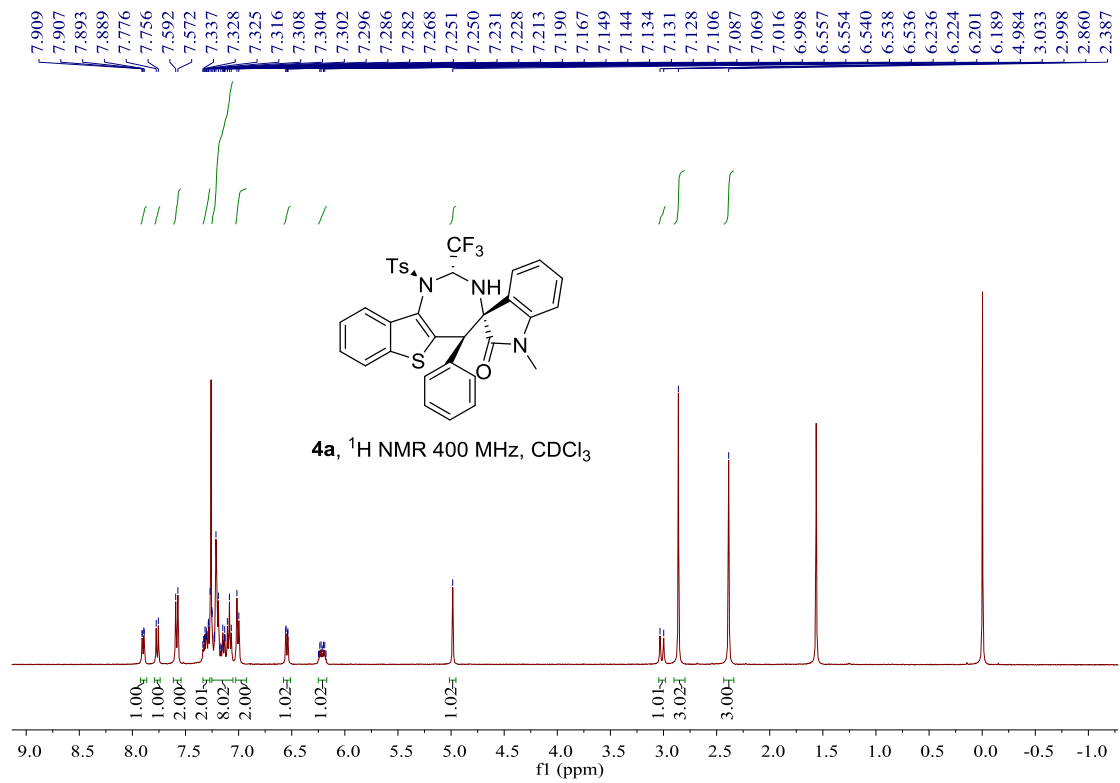
White solid: 32 mg (yield 52%);  $R_f$  (ethyl acetate : petroleum ether = 1:5) = 0.5; mp 198-200 °C; IR (KBr) 1709, 1616, 1462, 1370, 1089, 701, 662, 556  $\text{cm}^{-1}$ ;  $^1\text{H}$  NMR (400 MHz,  $\text{CDCl}_3$ )  $\delta$  8.20 (d,  $J$  = 8.0 Hz, 1H), 7.67 (d,  $J$  = 8.2 Hz, 2H), 7.54 – 7.45 (m, 1H), 7.39 (d,  $J$  = 7.8 Hz, 3H), 7.25 – 7.15 (m, 6H), 7.05 (d,  $J$  = 8.4 Hz, 1H), 6.95 (t,  $J$  = 7.6 Hz, 1H), 6.79 (t,  $J$  = 7.4 Hz, 1H), 6.71 (d,  $J$  = 7.8 Hz, 1H), 5.05 – 4.84 (m, 1H), 4.22 (d,  $J$  = 10.8 Hz, 1H), 3.33 (d,  $J$  = 9.2 Hz, 1H), 2.90 (s, 3H), 2.53 (s, 3H) ppm.  $^{13}\text{C}\{^1\text{H}\}$  NMR (100 MHz,  $\text{CDCl}_3$ )  $\delta$  174.0, 173.1, 168.1, 143.7, 142.4, 138.8, 137.9, 130.9, 130.1, 129.8, 129.5, 129.3, 128.5, 128.4, 127.3, 127.1, 126.4, 122.8, 122.6, 117.8, 112.6, 108.3, 99.4, 74.7, 62.3 (q,  $^2J_{\text{C-F}}$  = 30.0 Hz), 53.7, 26.7, 21.7 ppm (the C of  $\text{CF}_3$  is not observed).  $^{19}\text{F}$  NMR (376 MHz,  $\text{CDCl}_3$ )  $\delta$  -73.11 ppm. HRMS (ESI-TOF)  $m/z$   $[\text{M} + \text{H}]^+$  calcd for  $\text{C}_{33}\text{H}_{27}\text{F}_3\text{N}_3\text{O}_4\text{S}^+$  618.1669, found 618.1673.

## 8. NMR spectra of all new compounds

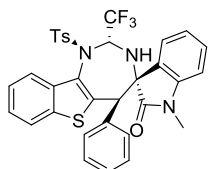




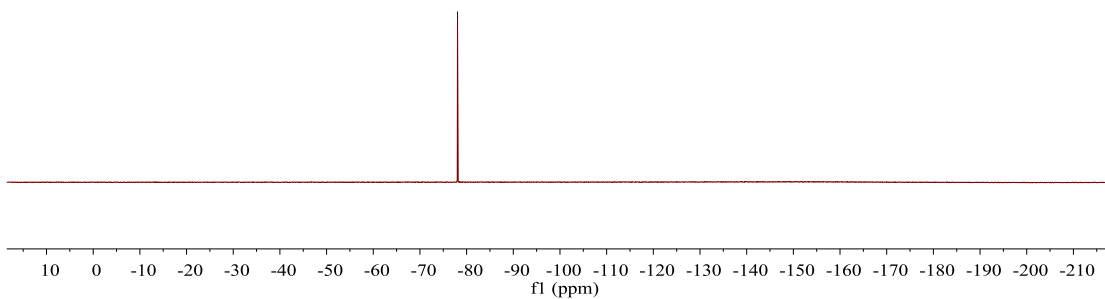




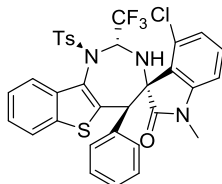
-- -78.054



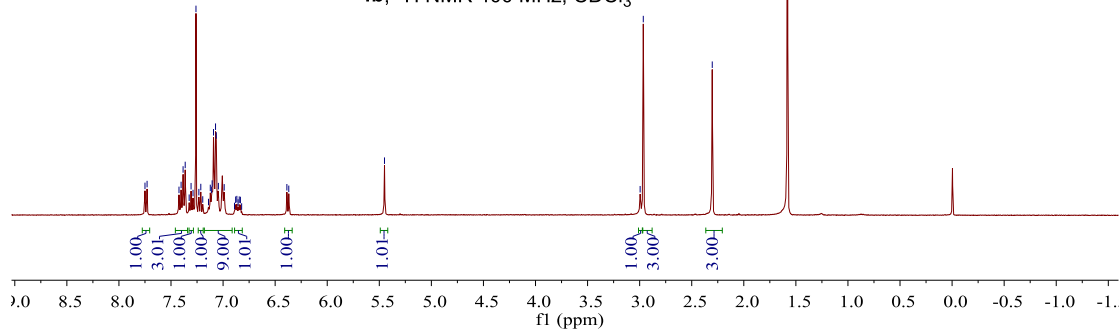
4a,  $^{19}\text{F}$  NMR 376 MHz,  $\text{CDCl}_3$

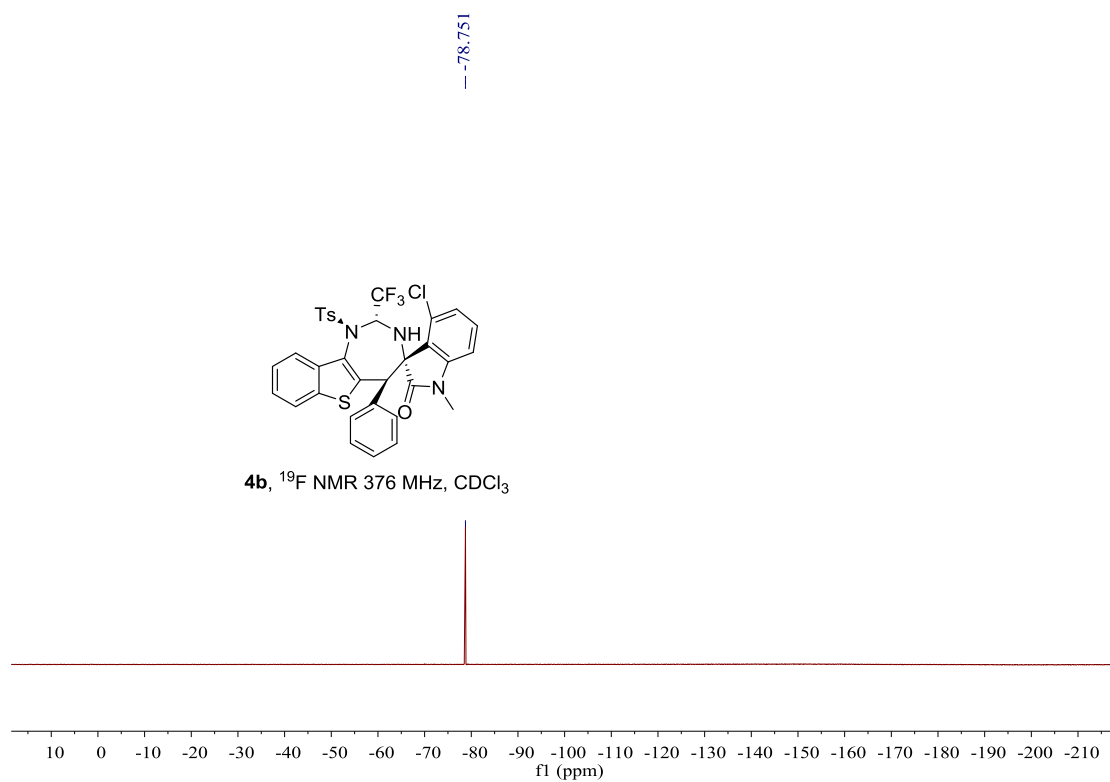
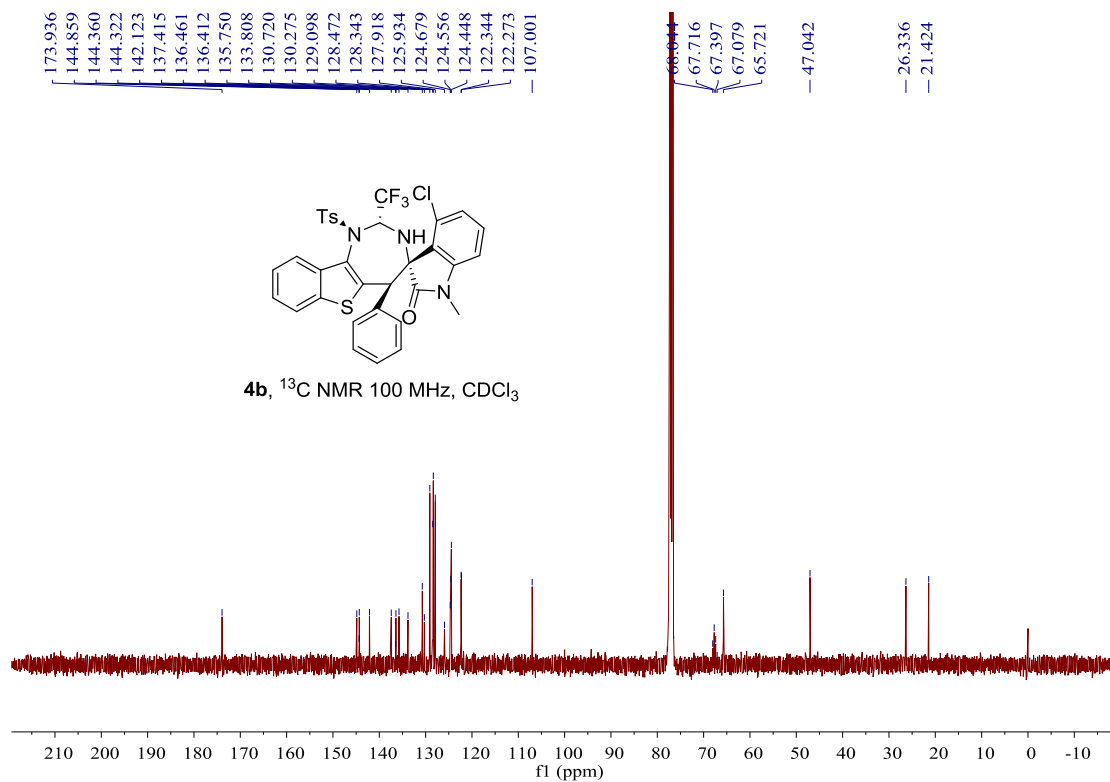


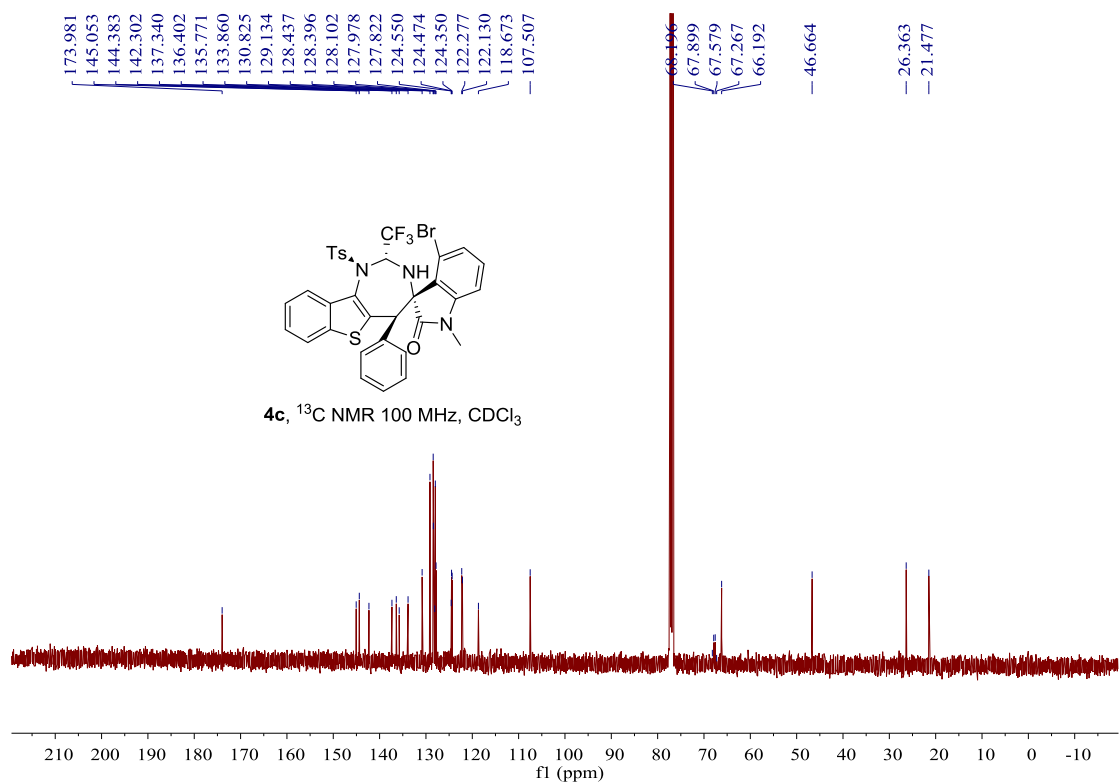
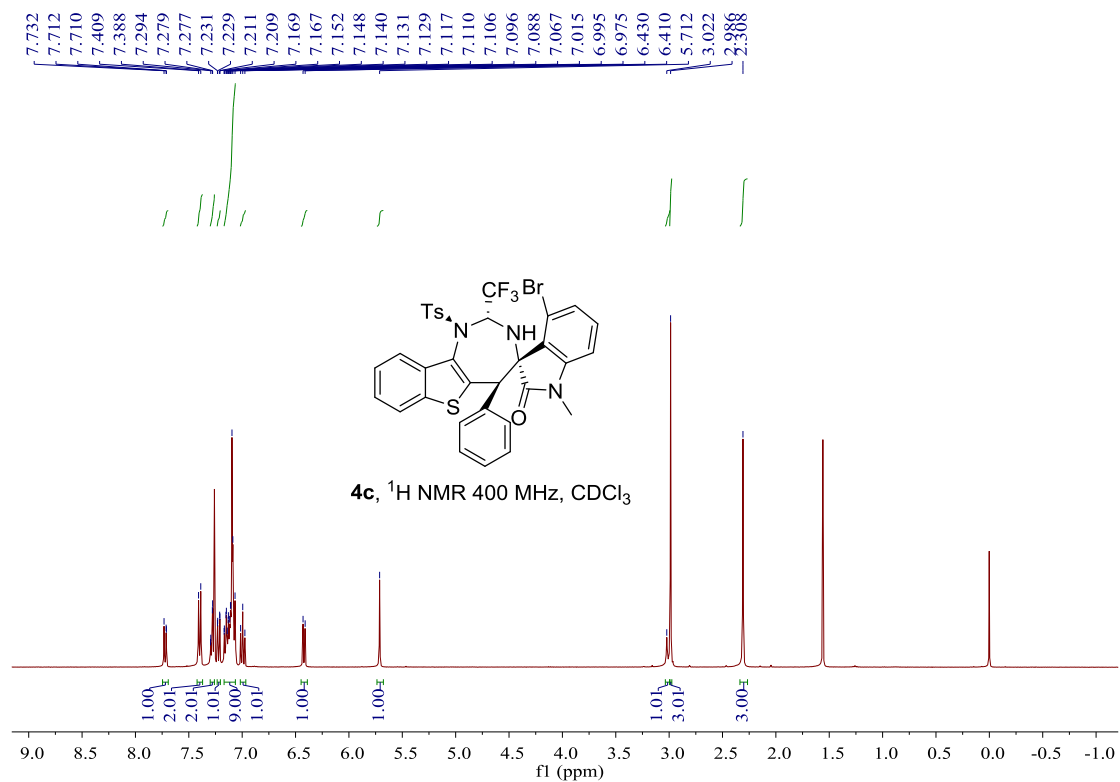
7.750  
7.730  
7.423  
7.403  
7.384  
7.364  
7.326  
7.307  
7.288  
7.260  
7.232  
7.214  
7.195  
7.140  
7.123  
7.110  
7.105  
7.092  
7.072  
7.065  
7.045  
6.989  
6.879  
6.868  
6.845  
6.834  
6.387  
6.369  
5.450  
2.995  
2.565



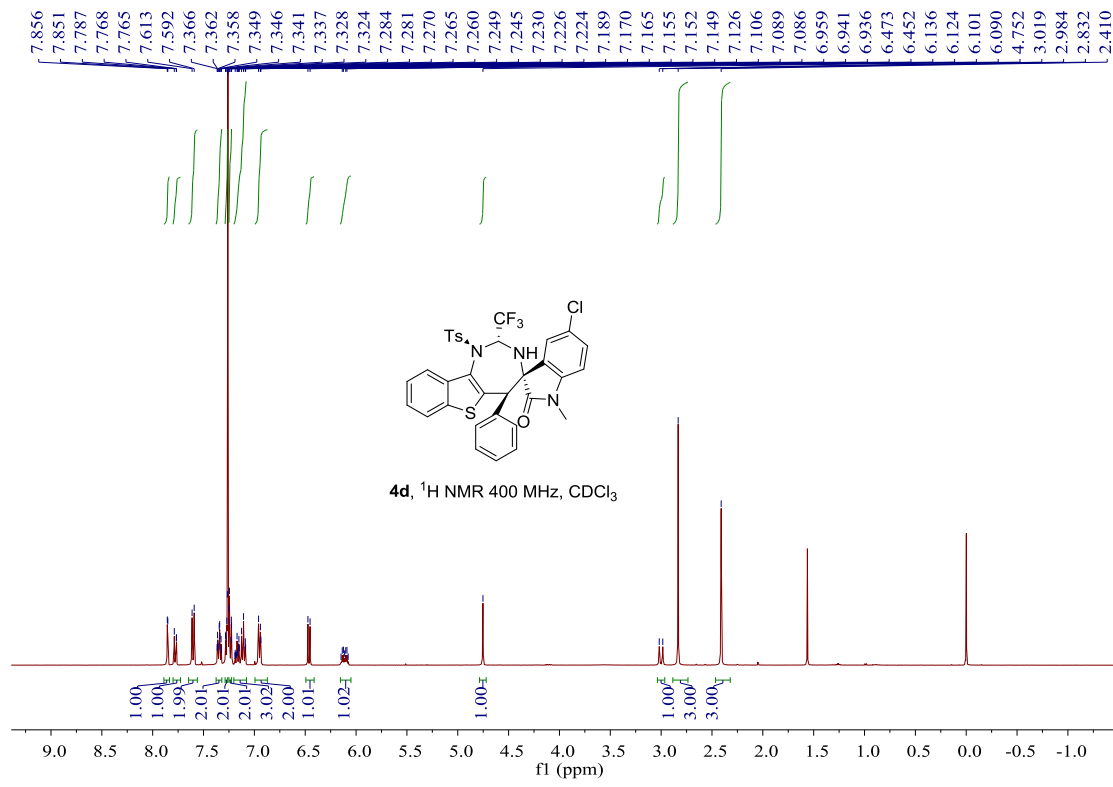
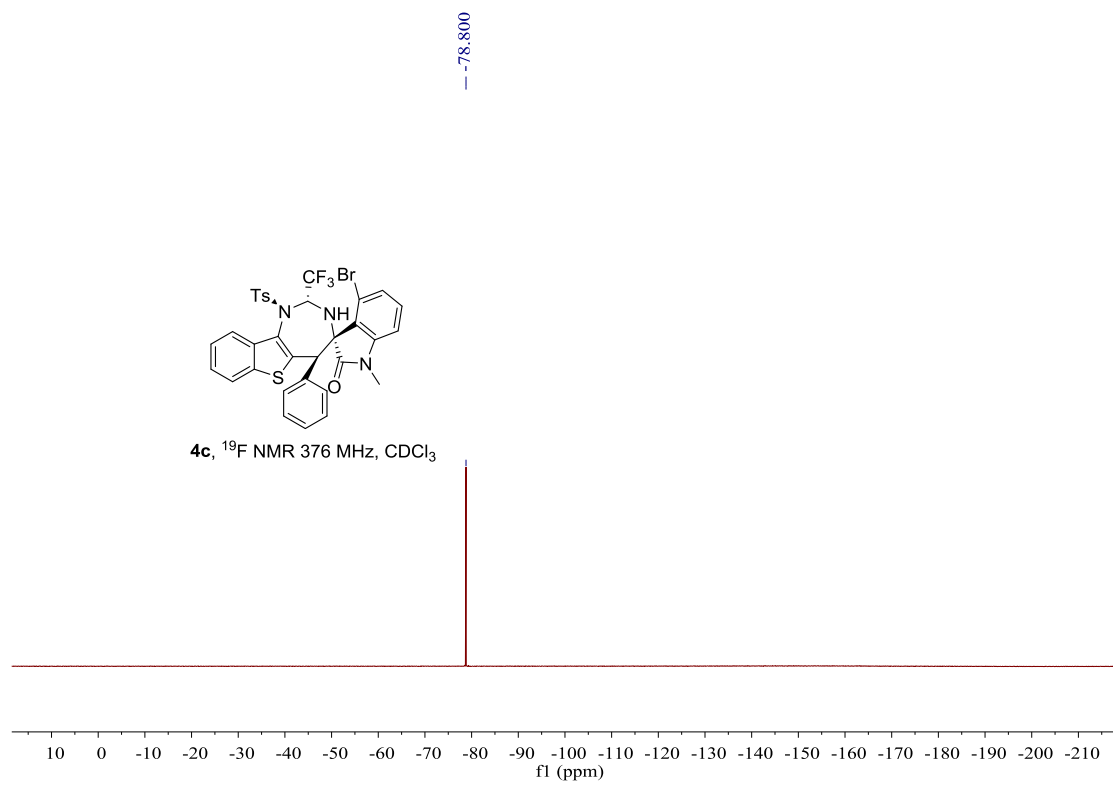
4b,  $^1\text{H}$  NMR 400 MHz,  $\text{CDCl}_3$

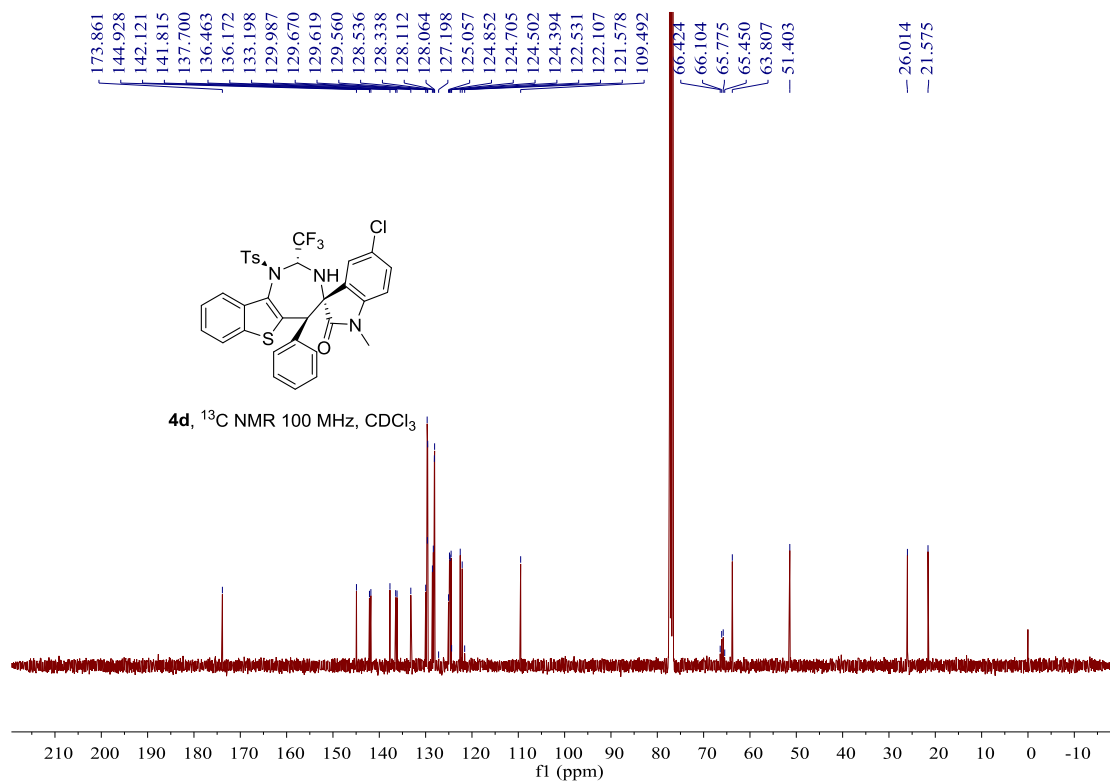




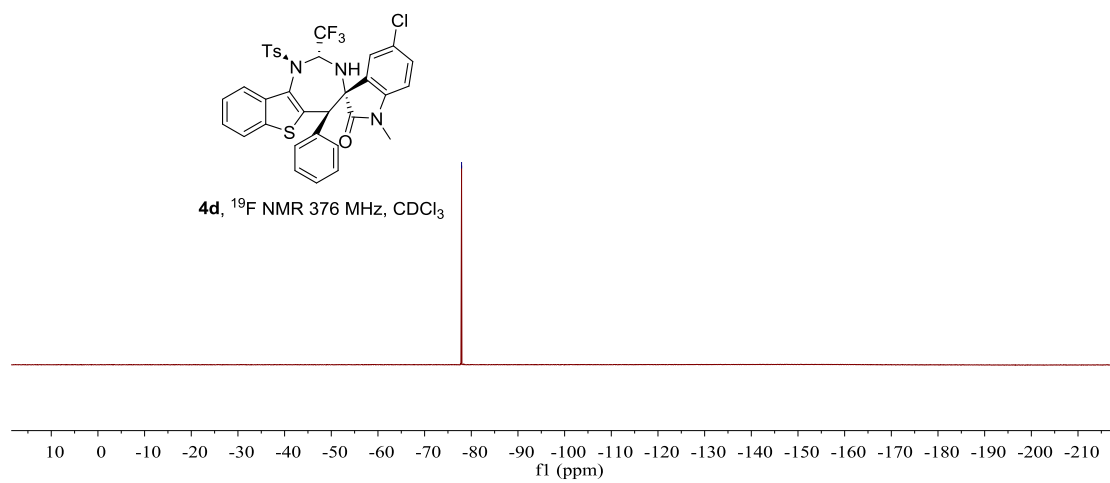


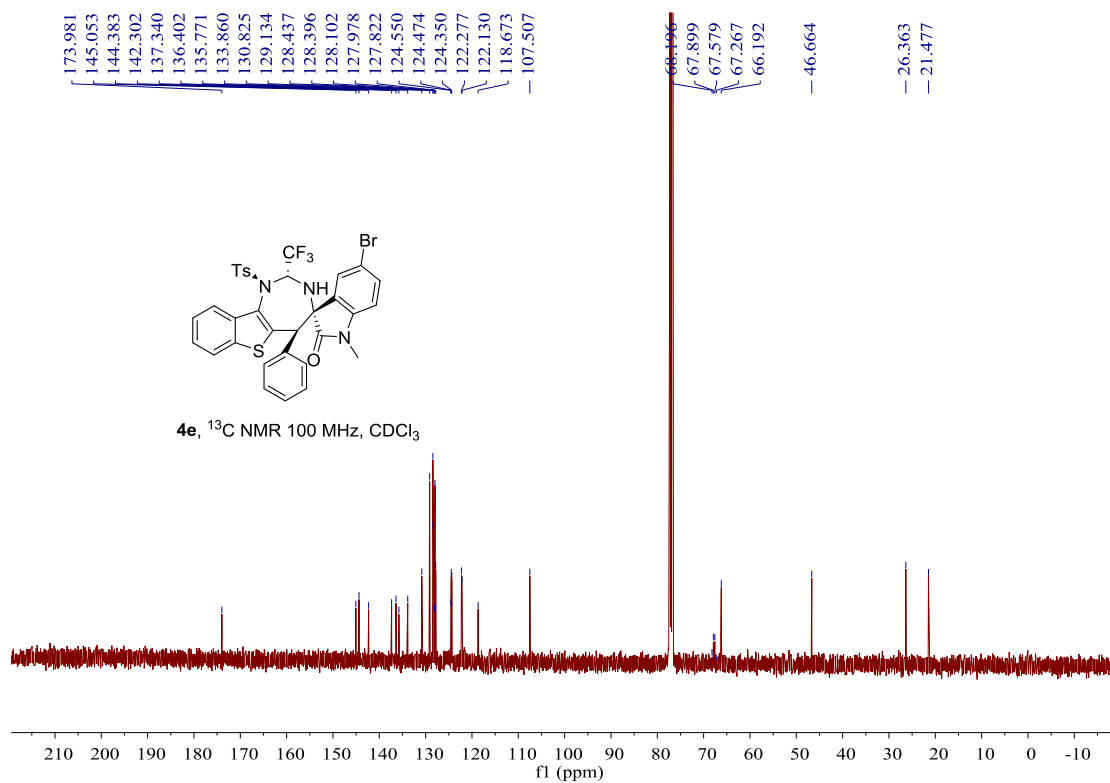
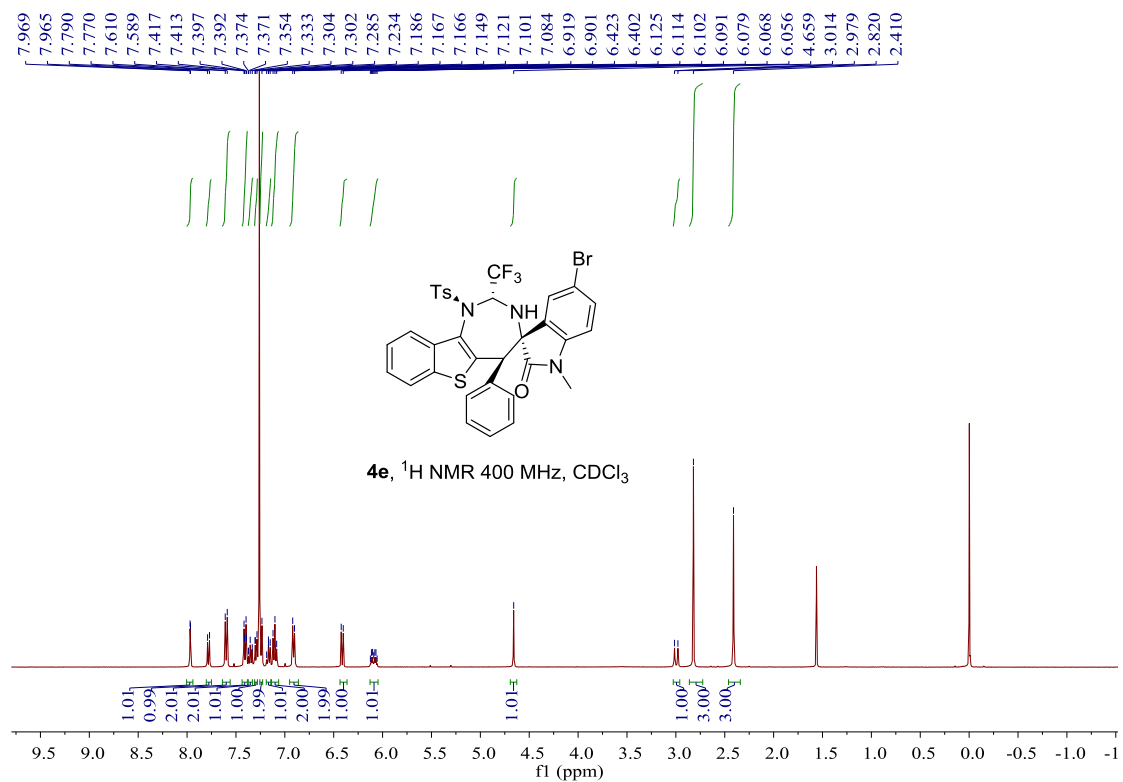




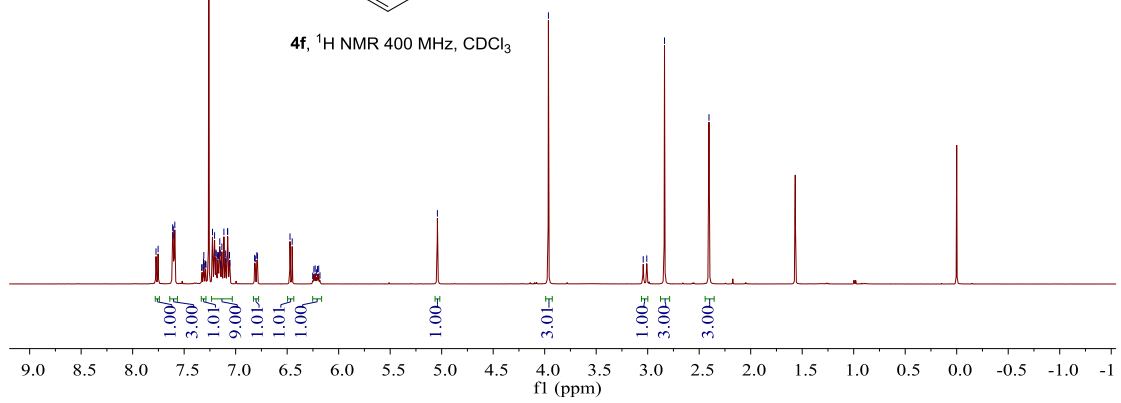
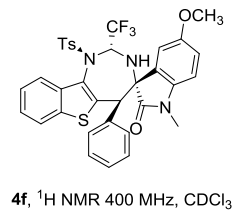
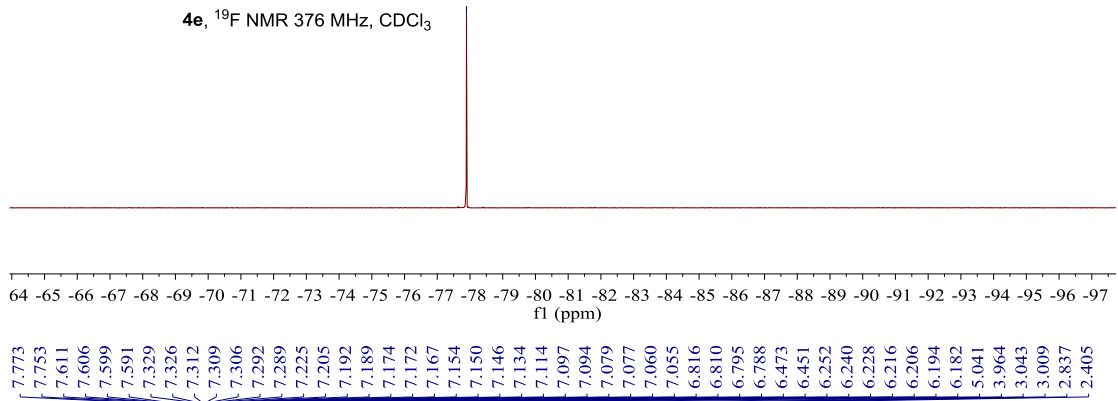
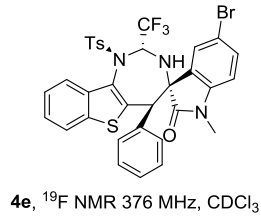


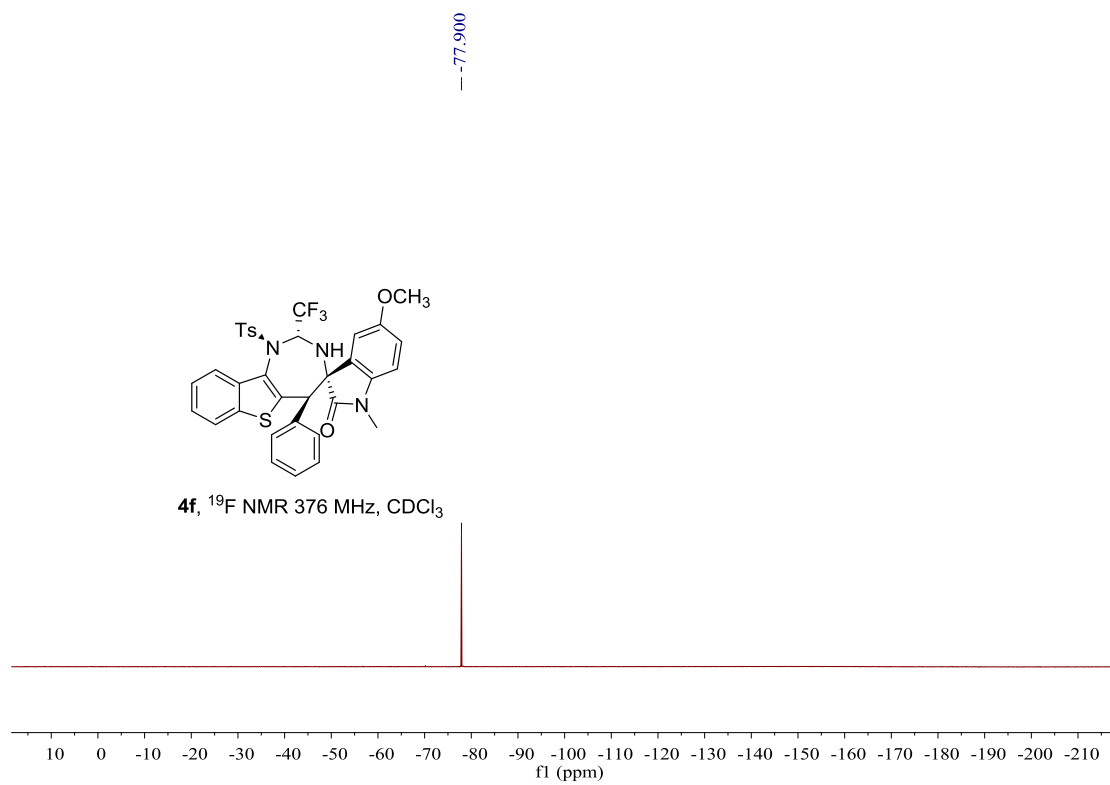
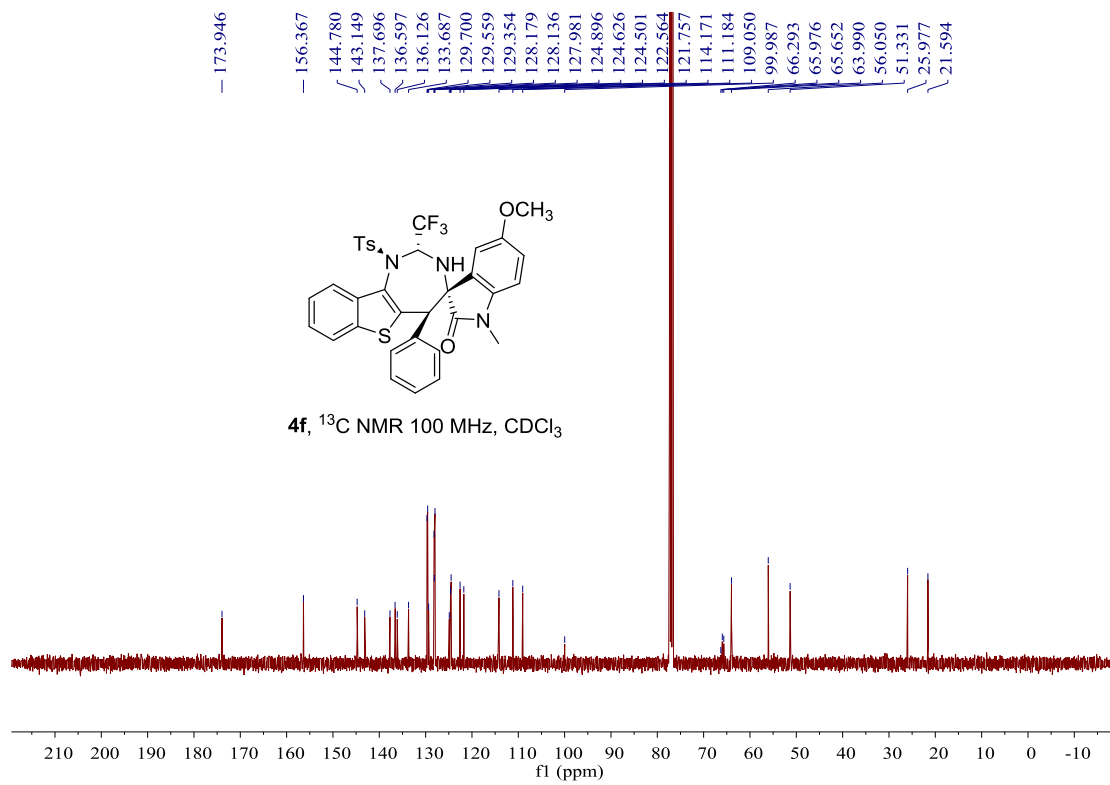
--77.916

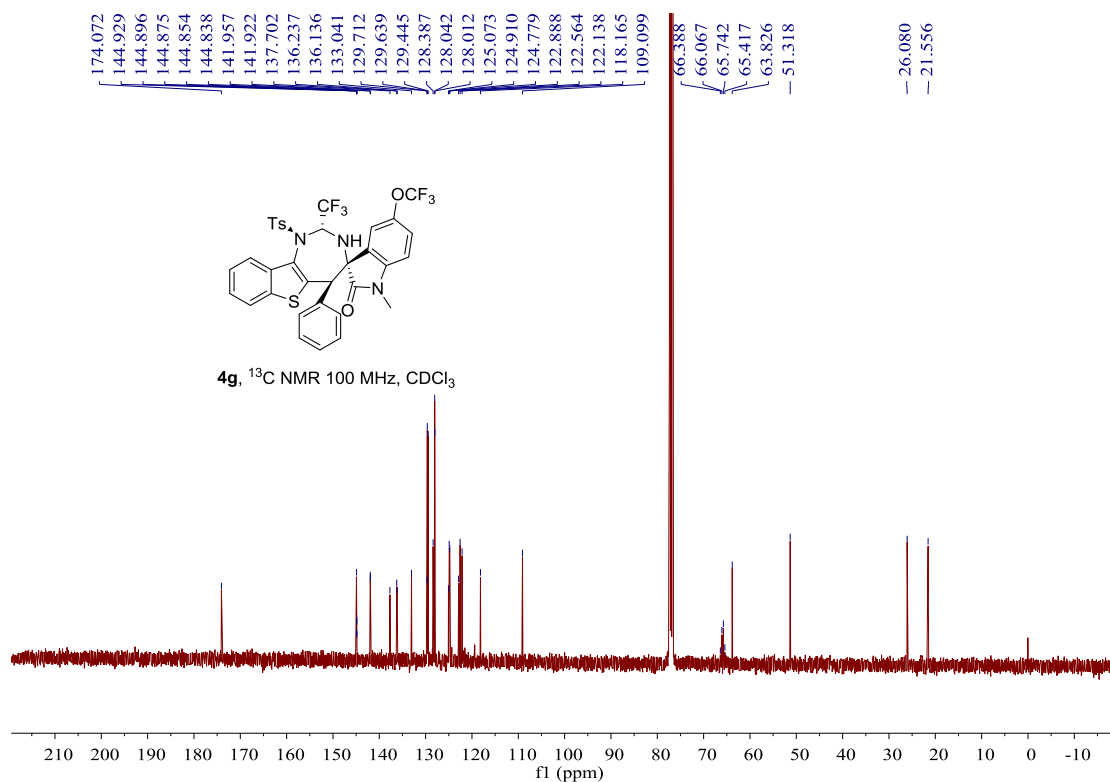
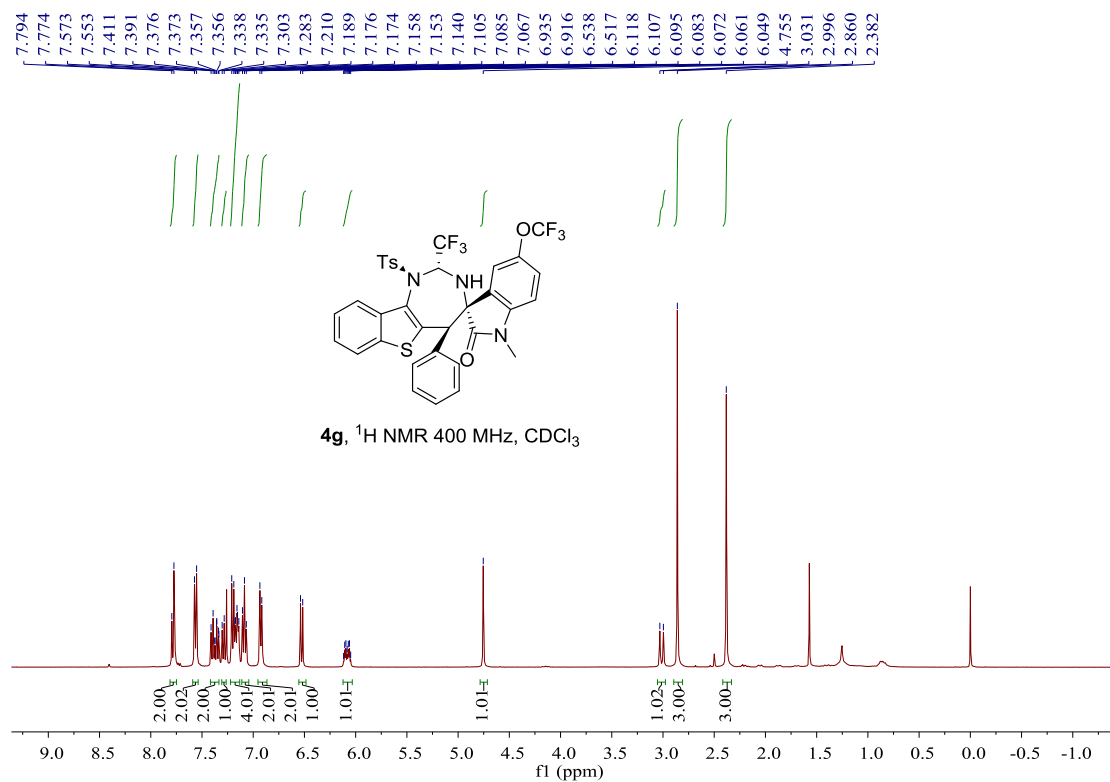


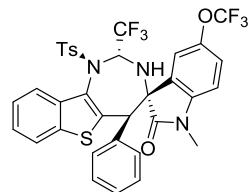


--77.892

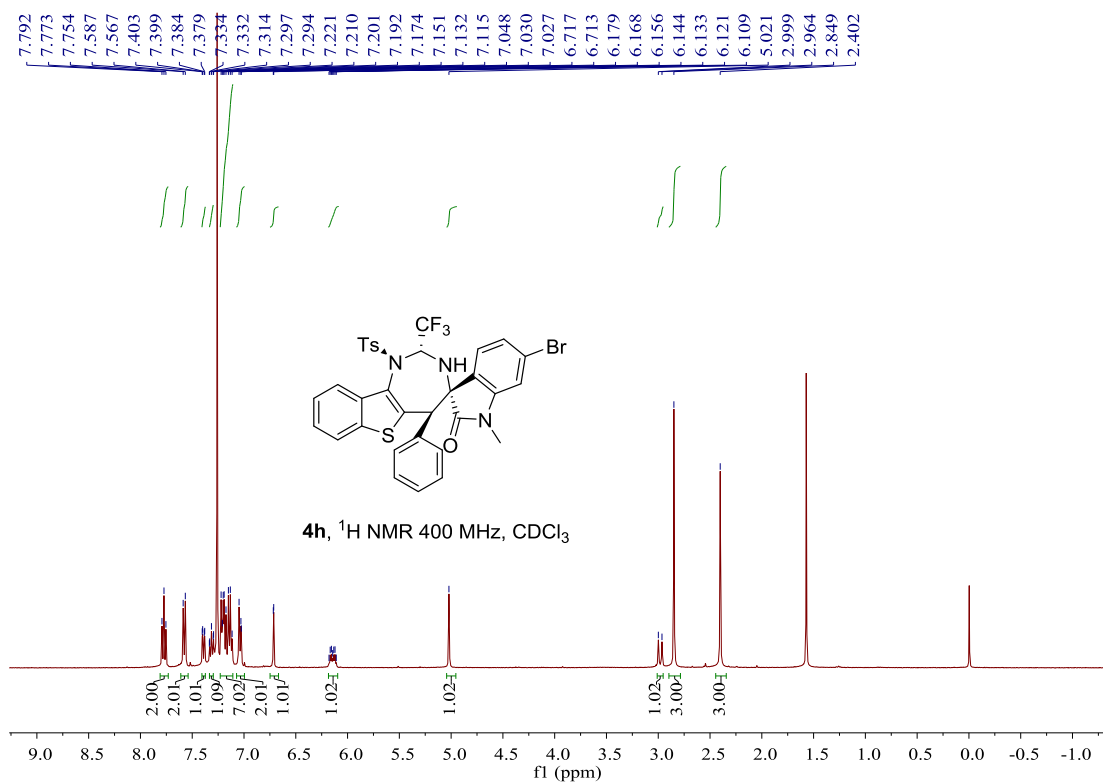
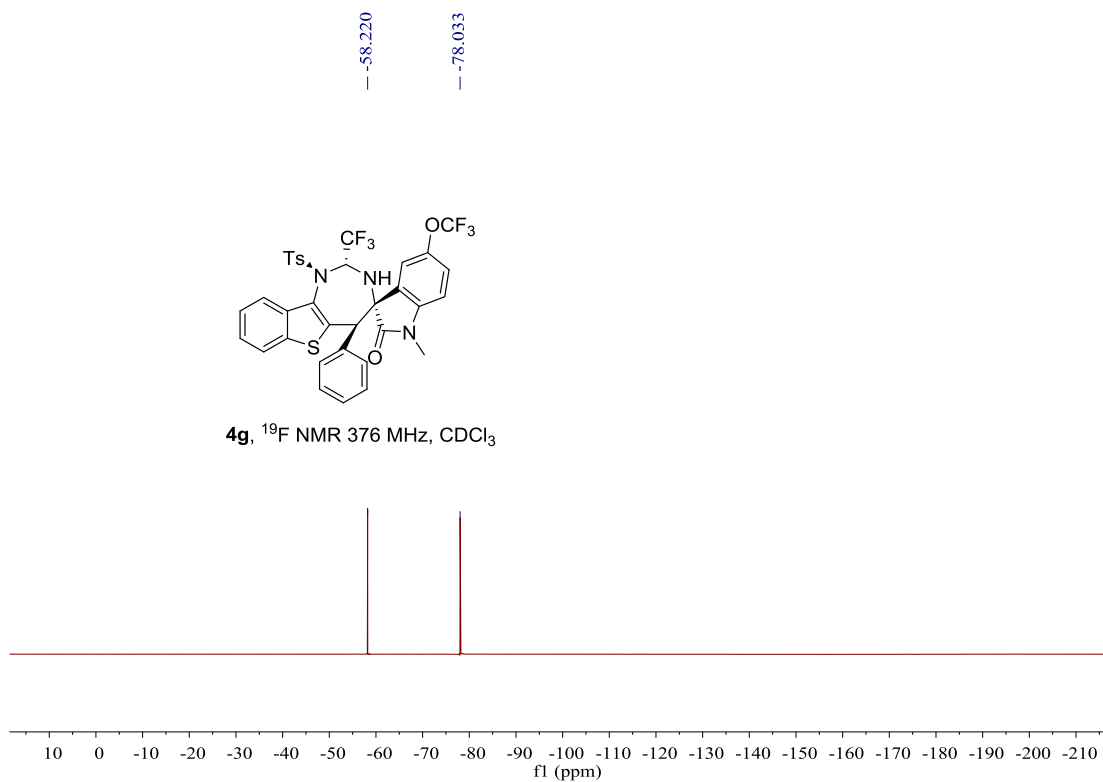


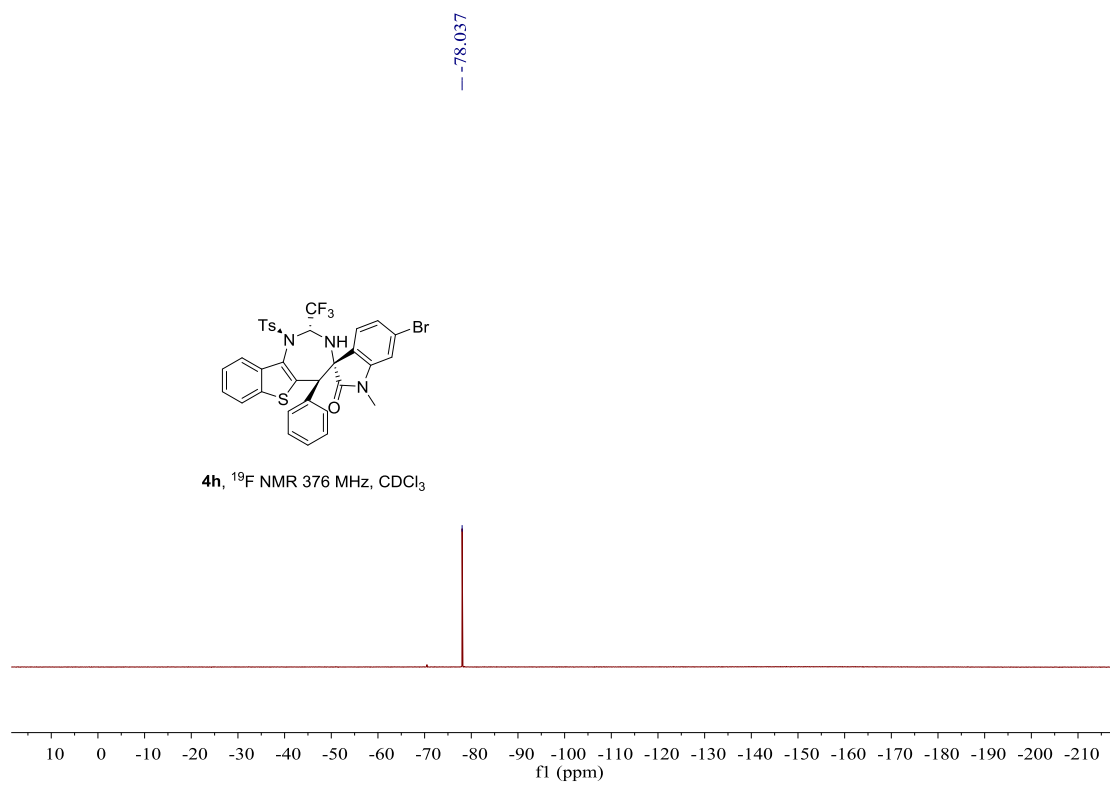
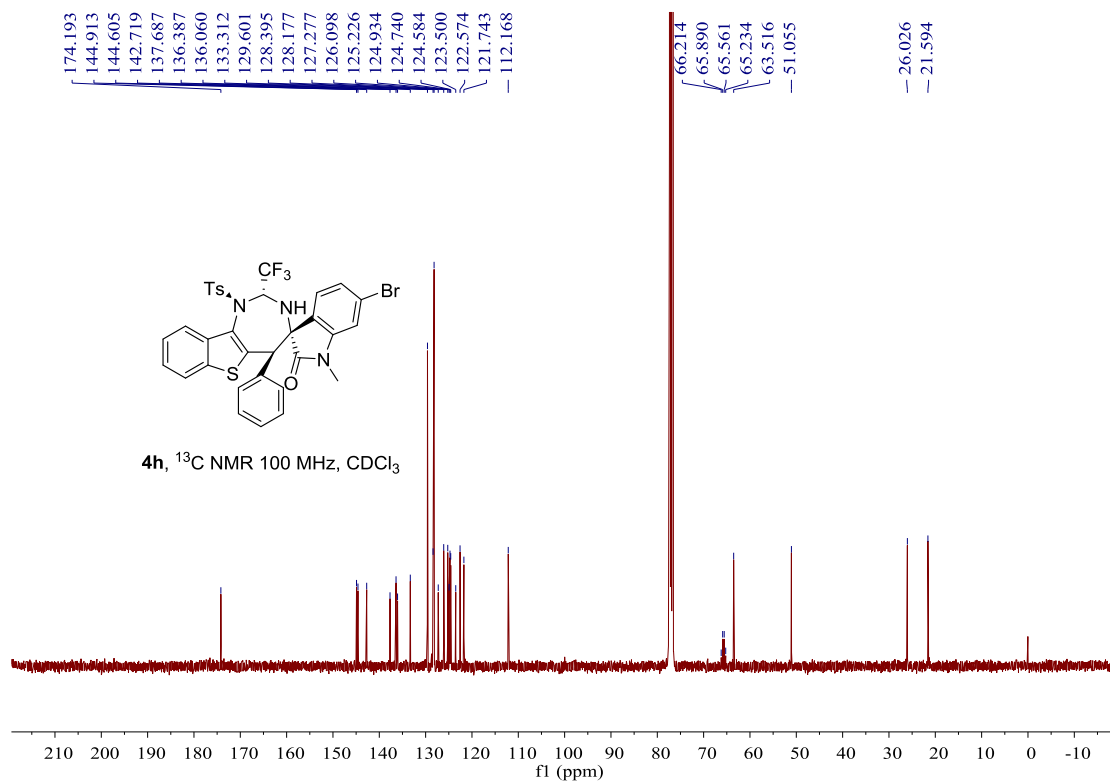




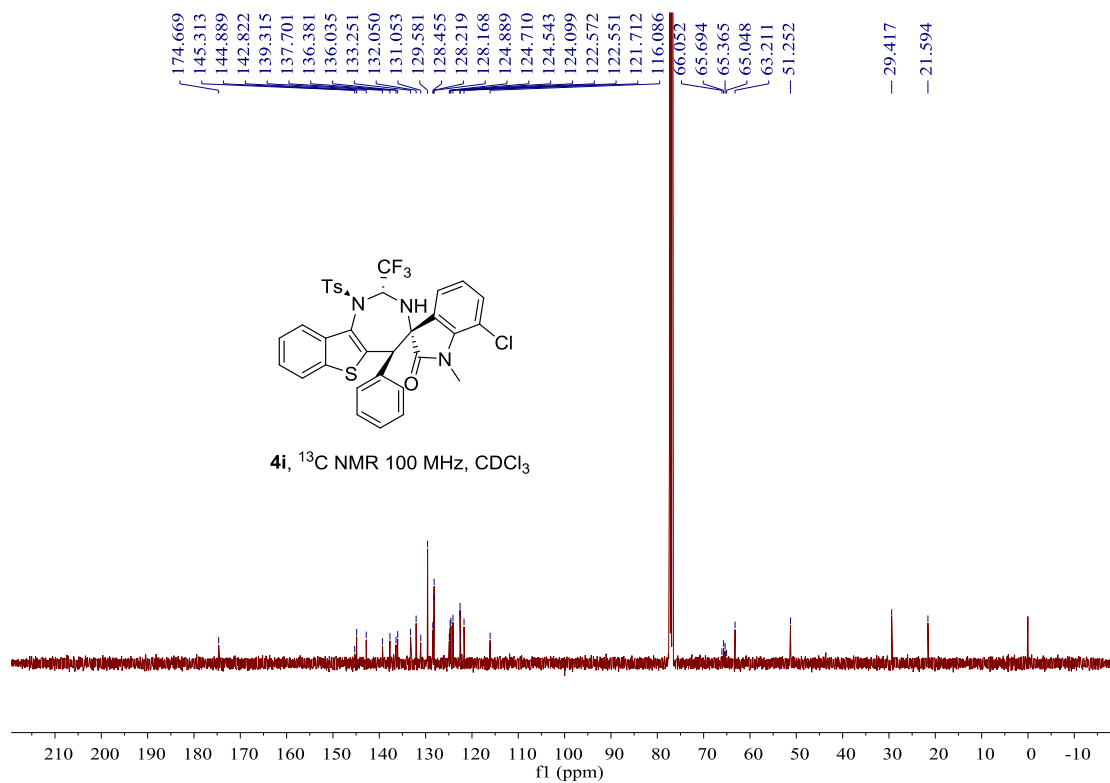
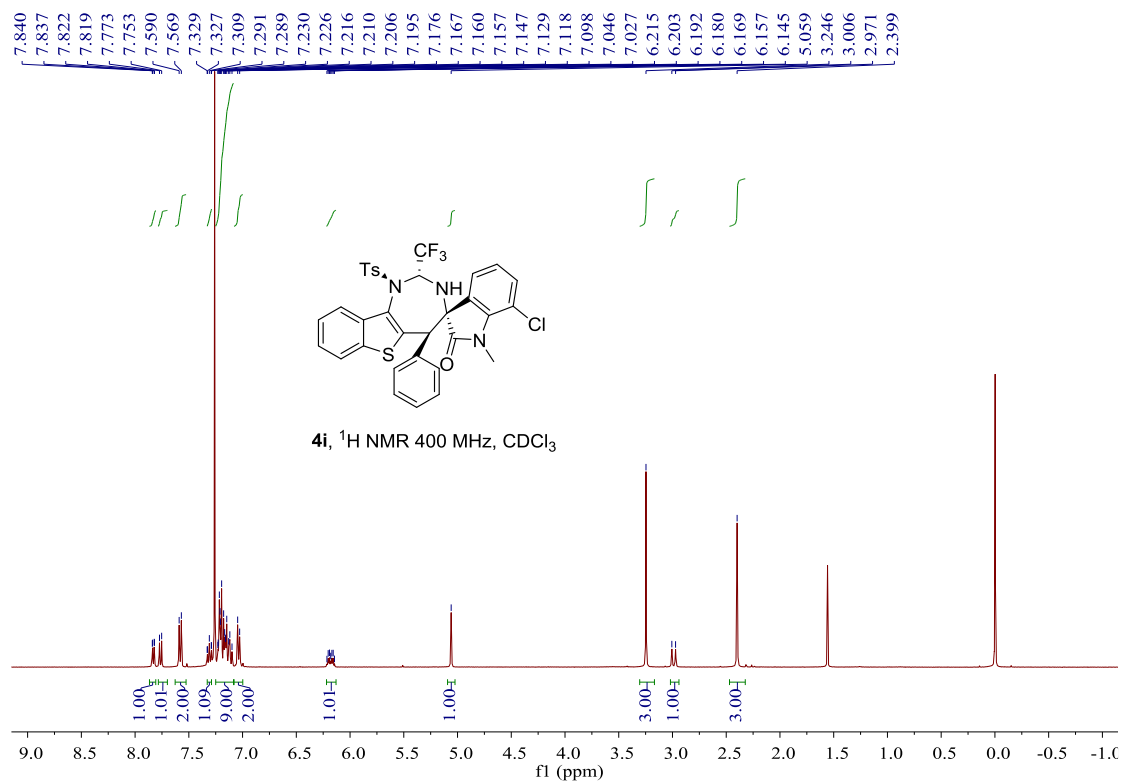


4g,  $^{19}\text{F}$  NMR 376 MHz,  $\text{CDCl}_3$

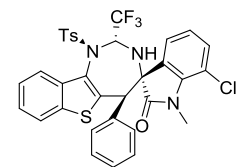




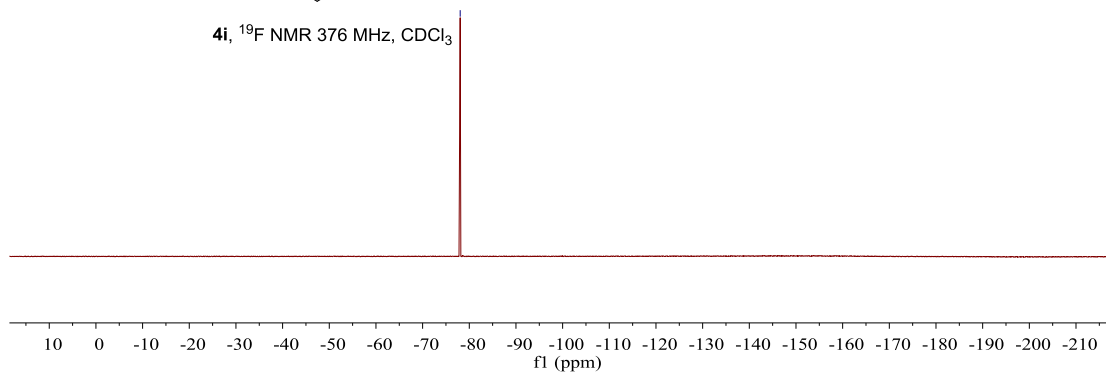




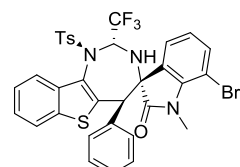
-78.050



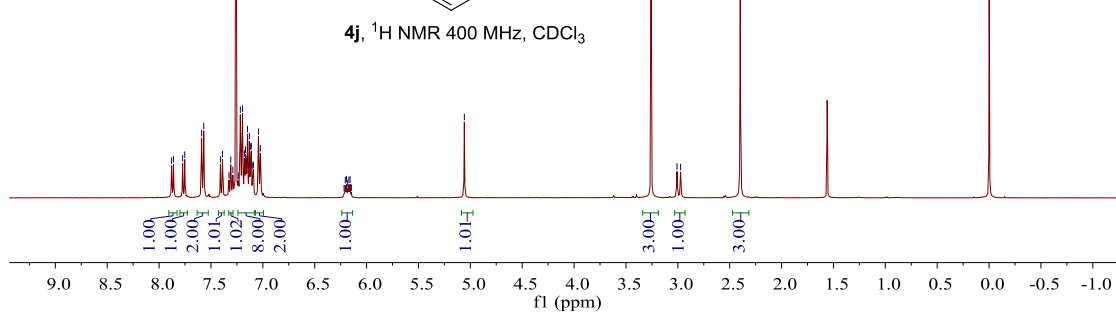
4i, <sup>19</sup>F NMR 376 MHz, CDCl<sub>3</sub>

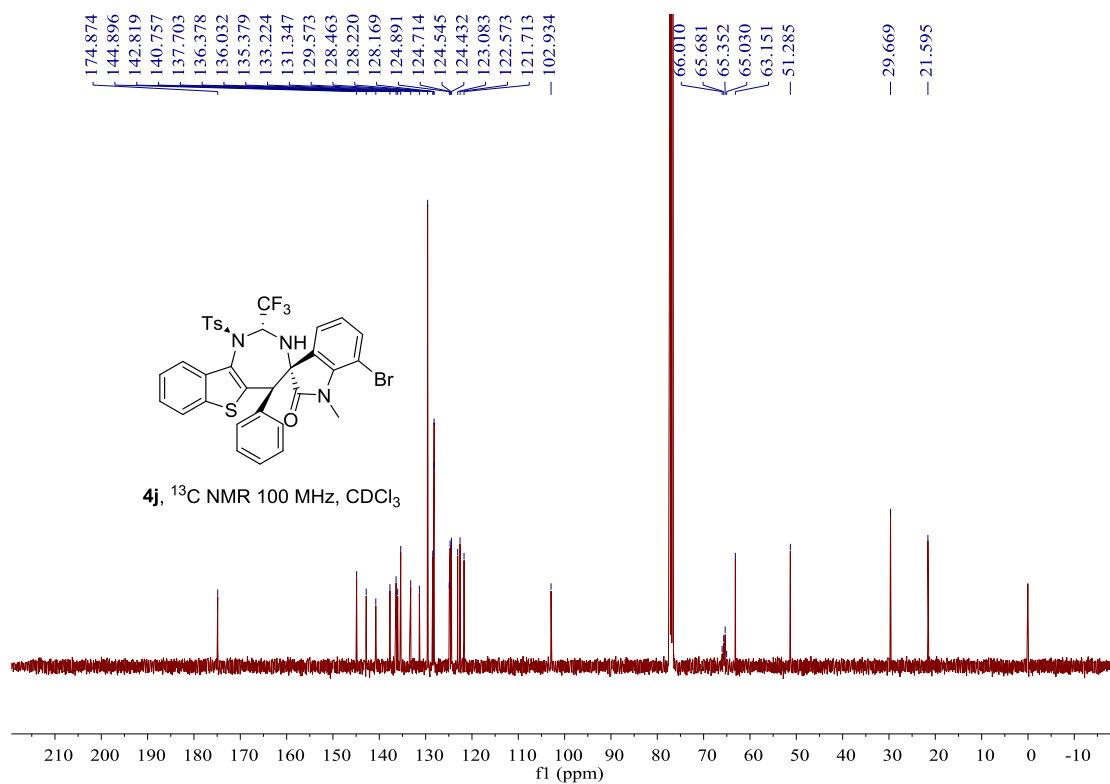


7.879  
7.862  
7.773  
7.753  
7.590  
7.570  
7.409  
7.389  
7.327  
7.309  
7.289  
7.237  
7.217  
7.196  
7.177  
7.167  
7.160  
7.148  
7.130  
7.118  
7.112  
7.098  
7.092  
7.042  
7.023  
6.205  
6.193  
6.171  
6.159  
5.058  
3.258  
3.008  
2.973

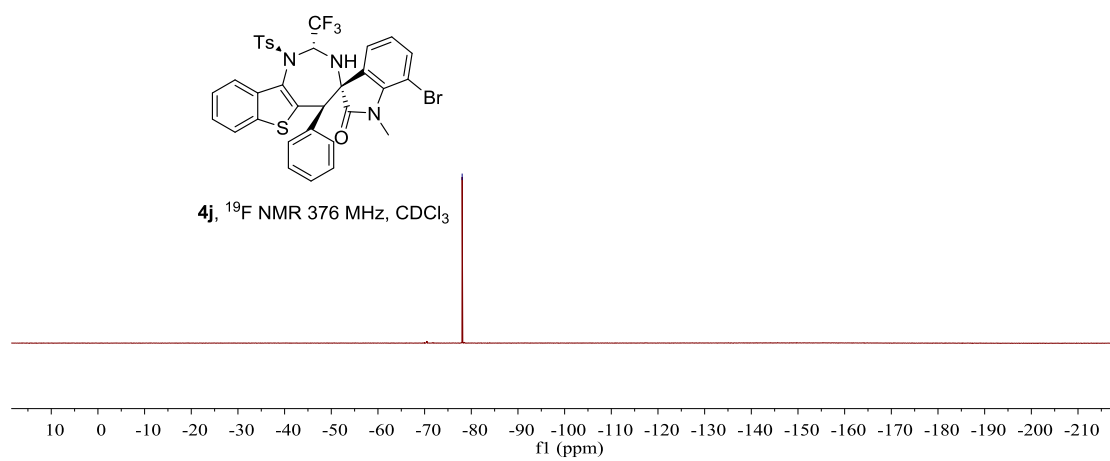


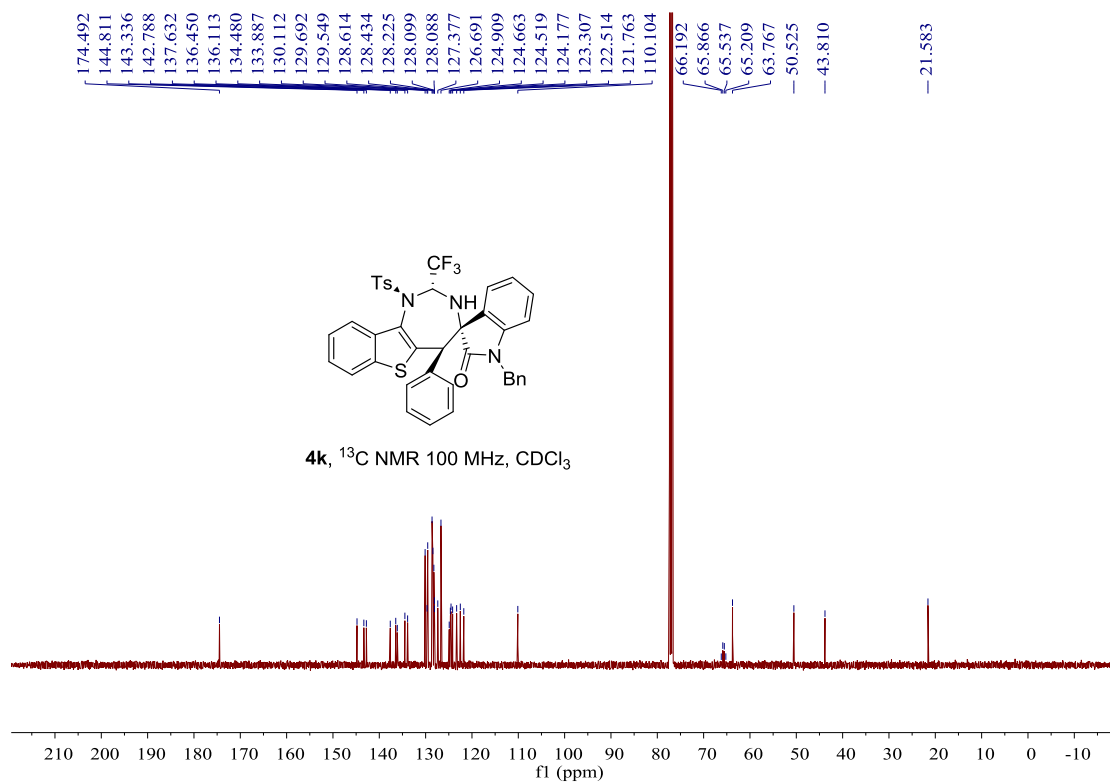
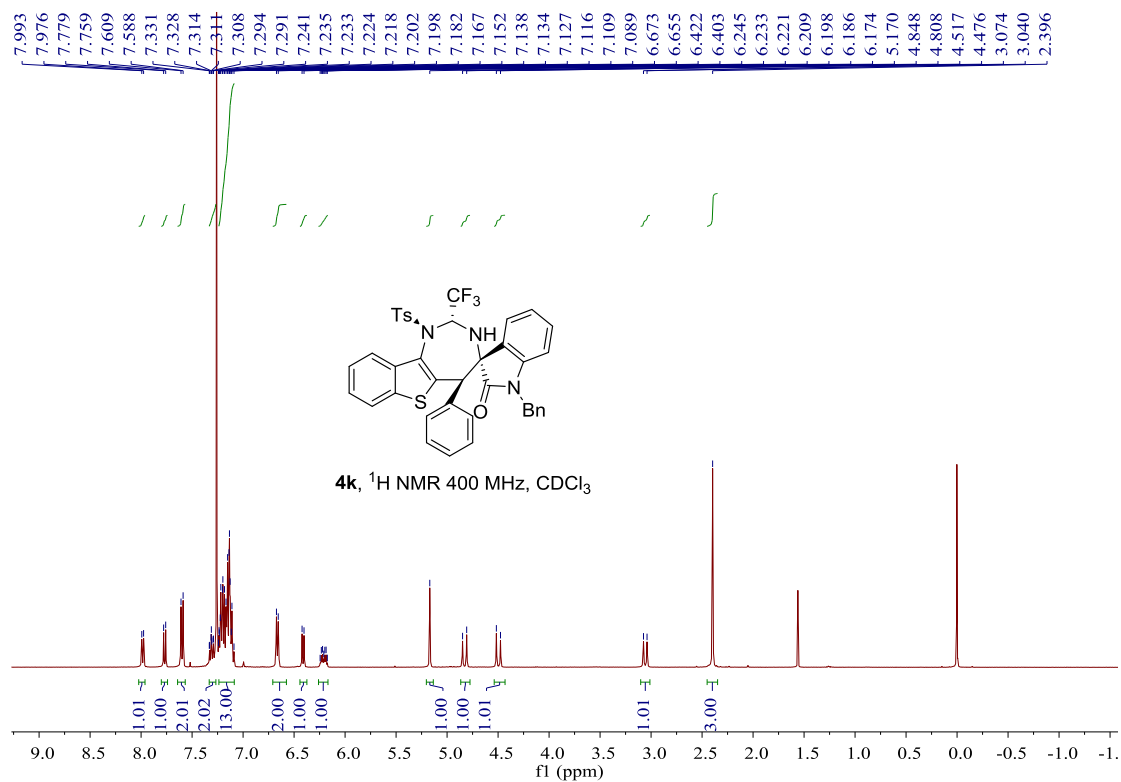
4j, <sup>1</sup>H NMR 400 MHz, CDCl<sub>3</sub>

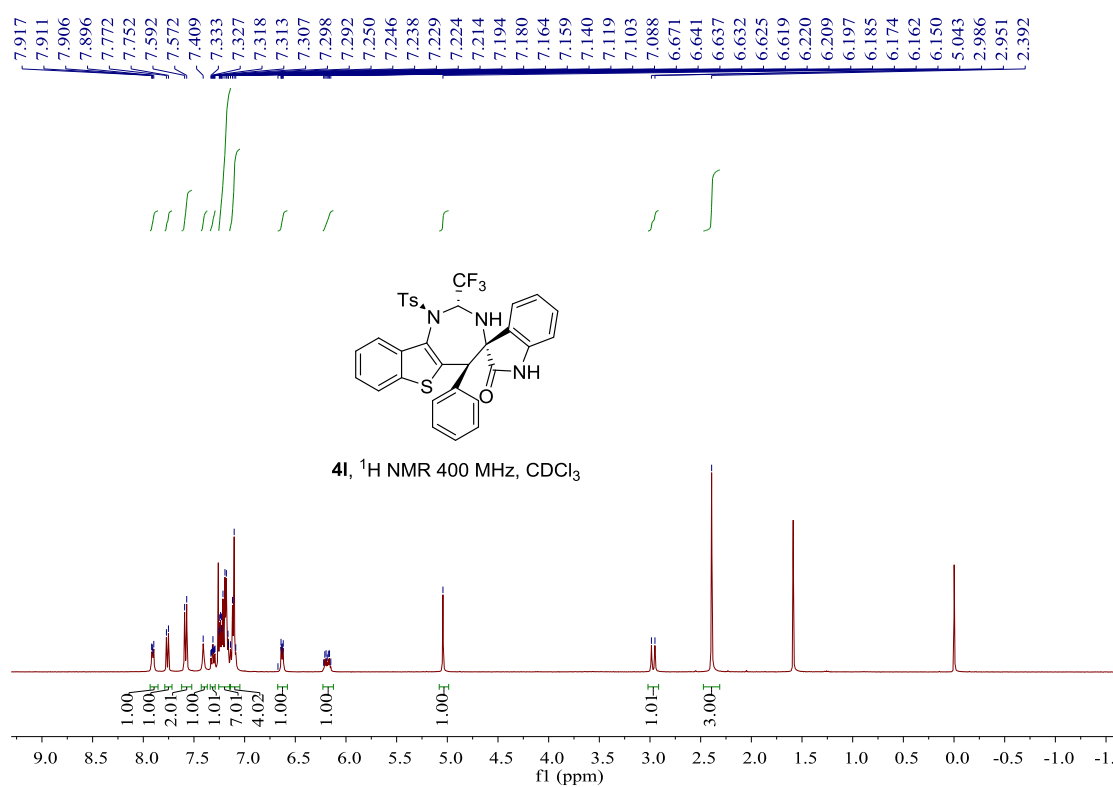
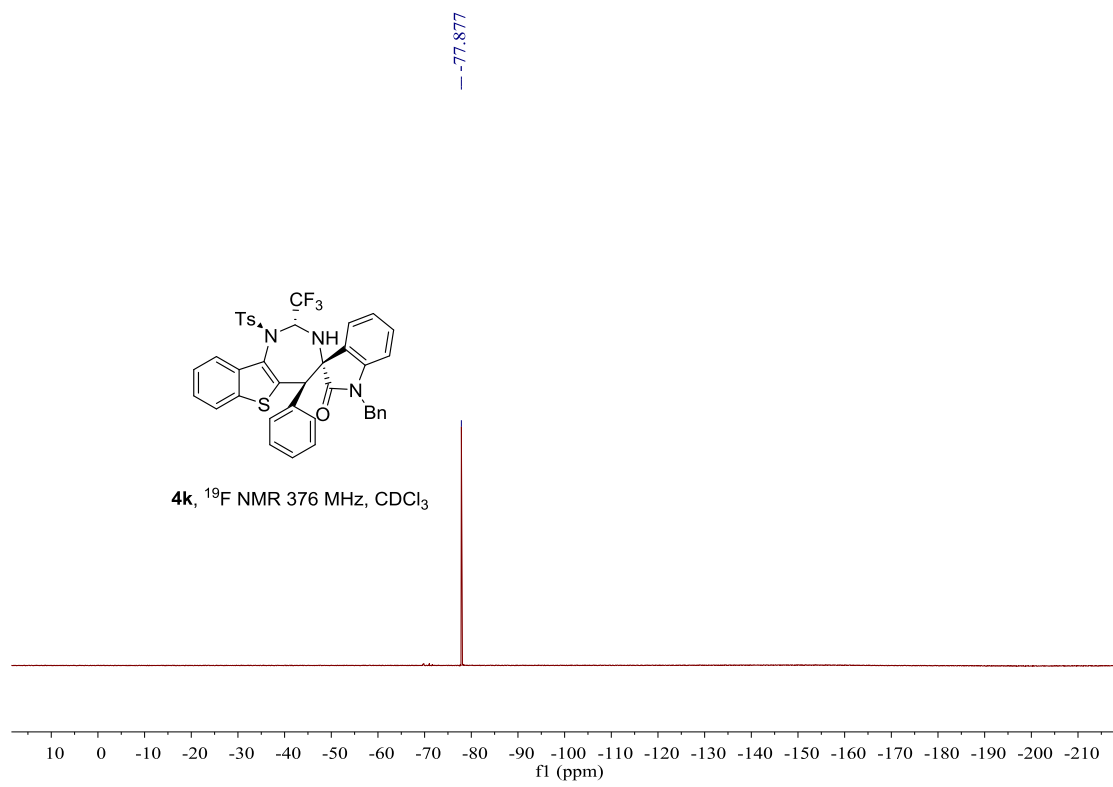


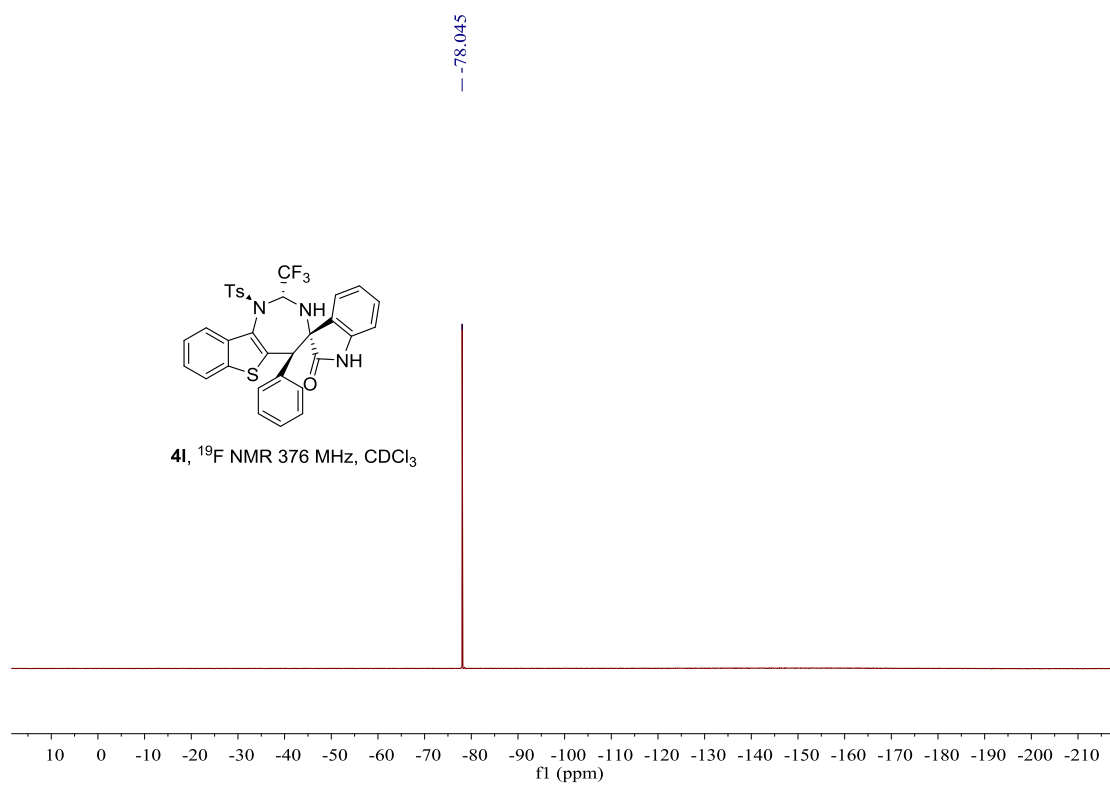
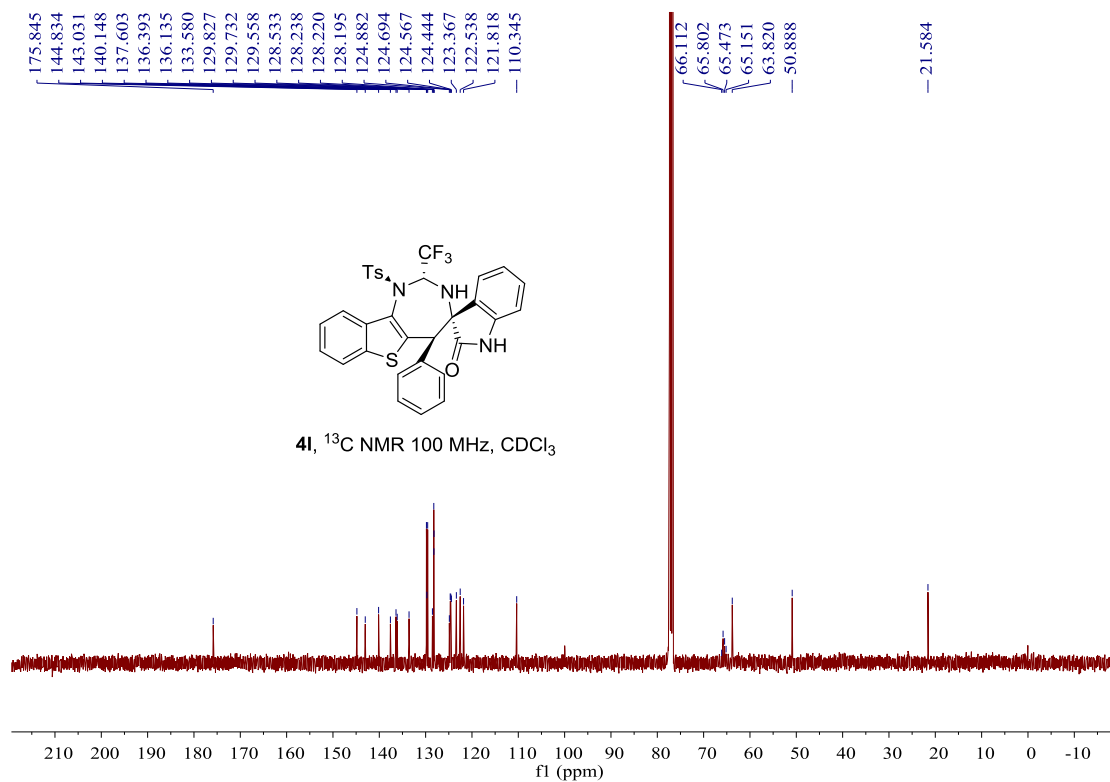


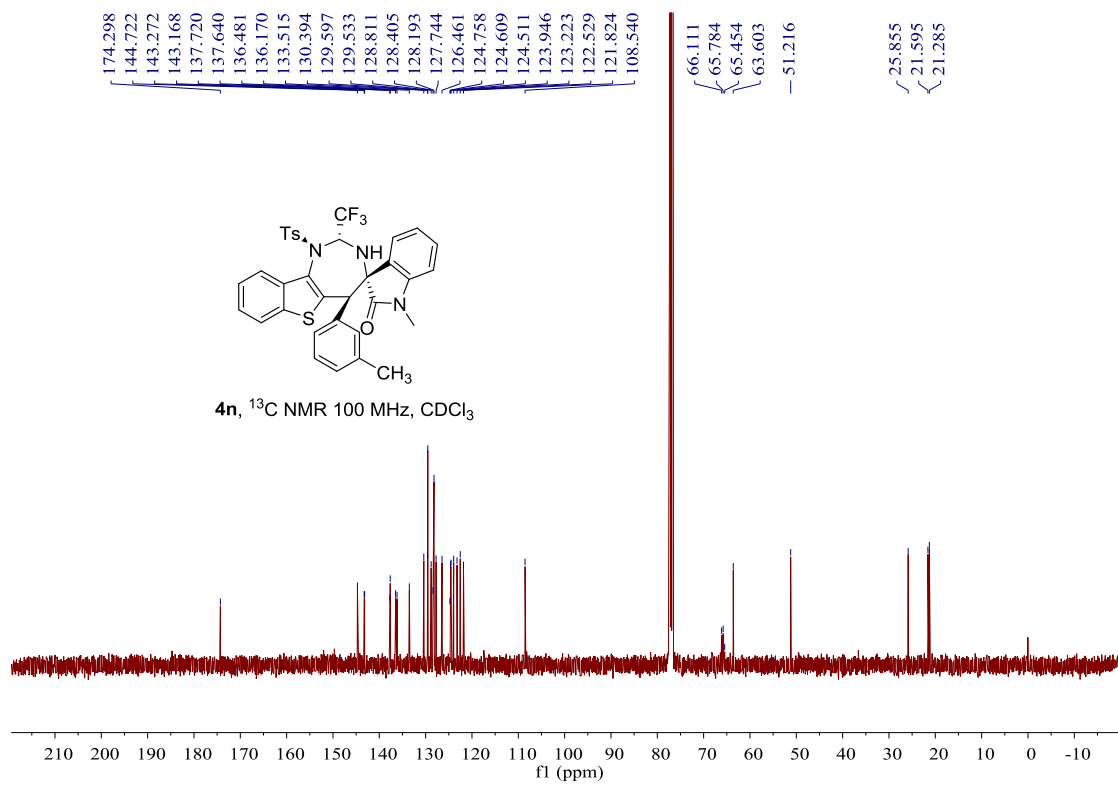
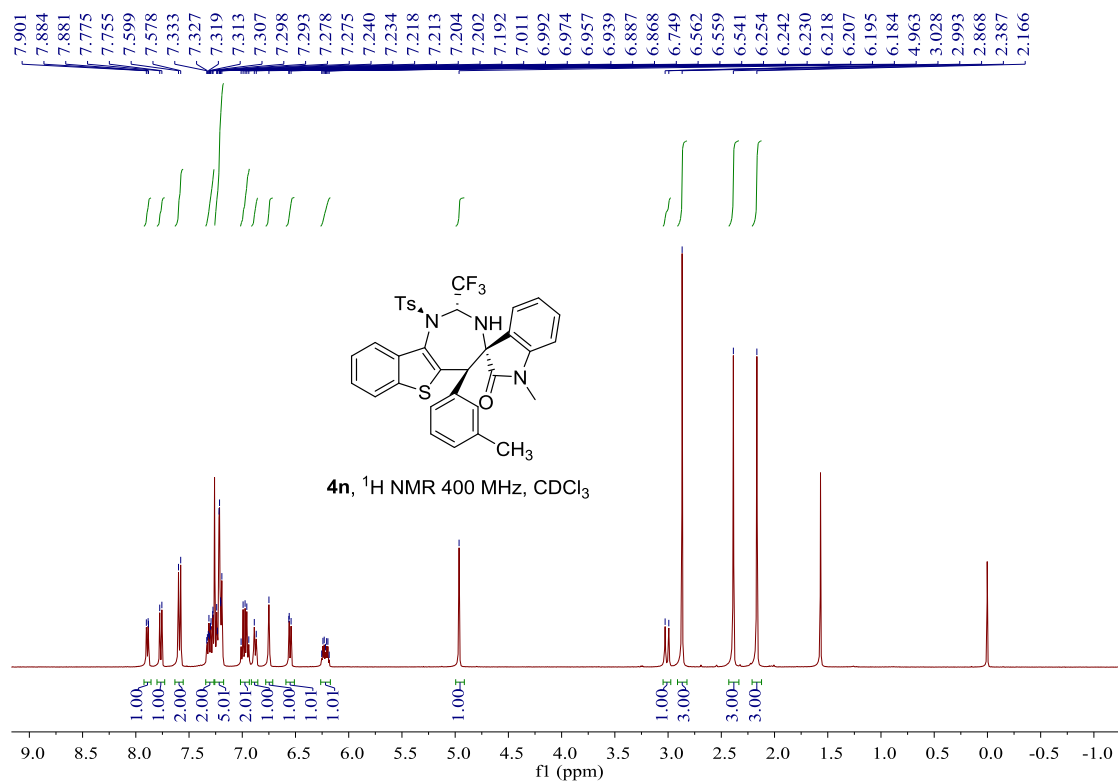
-78.045



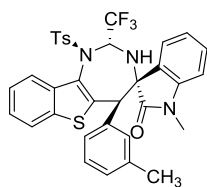




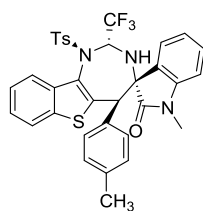
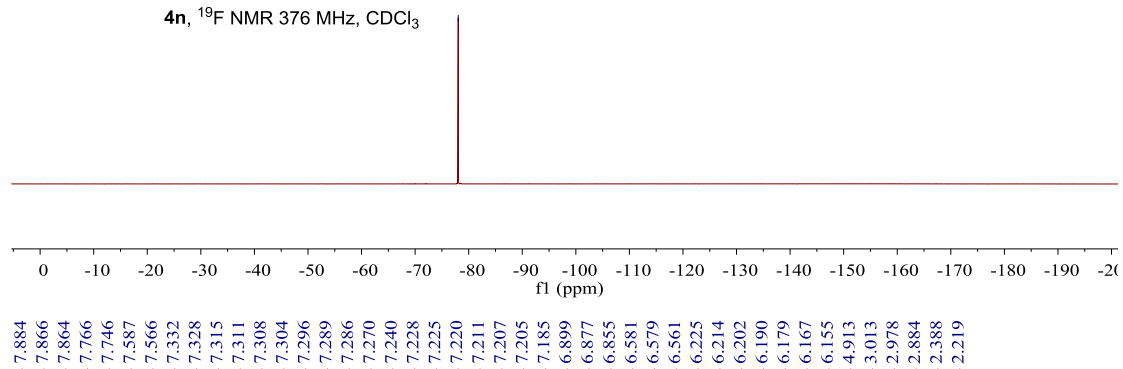




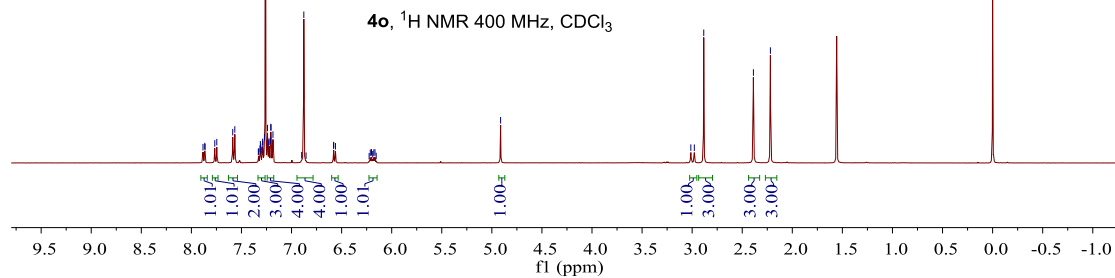
-78.048



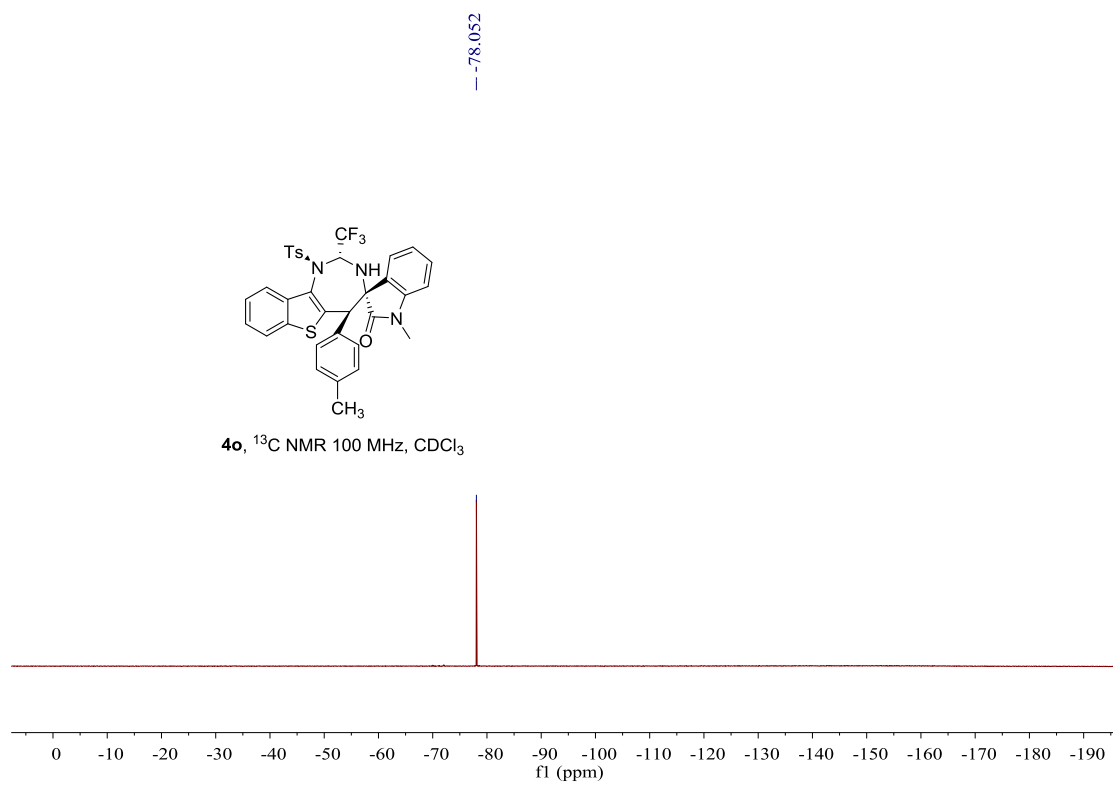
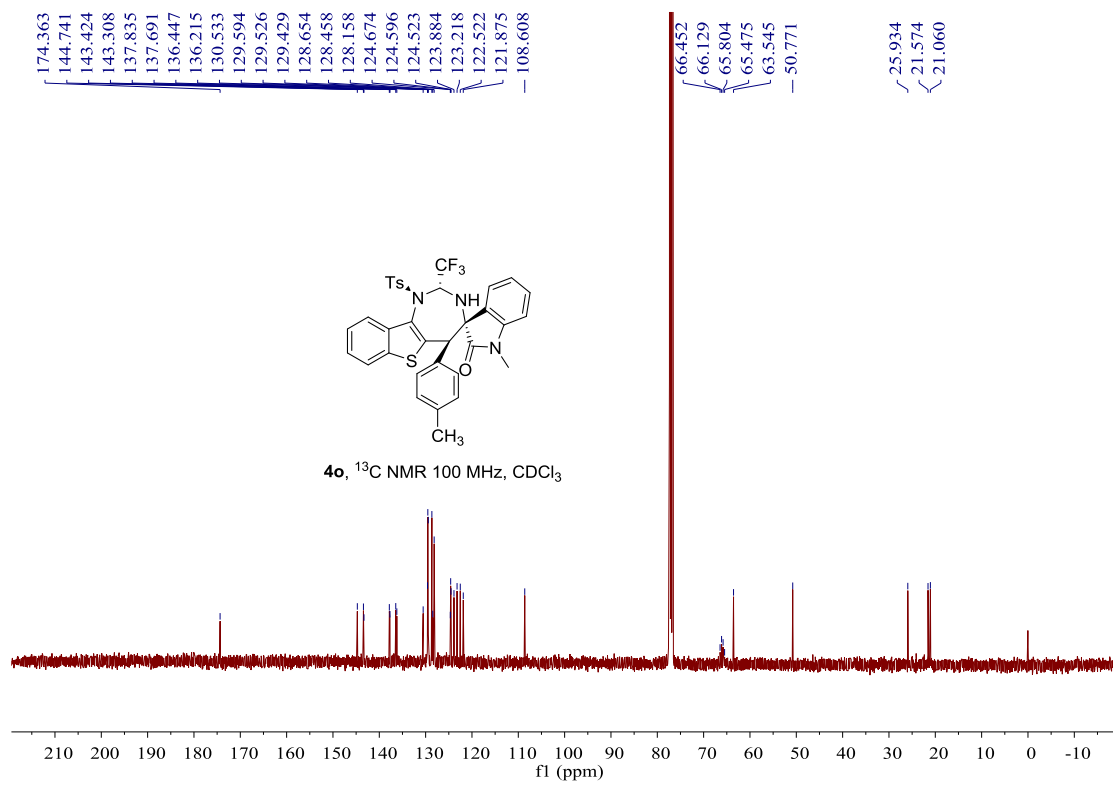
**4n**, <sup>19</sup>F NMR 376 MHz, CDCl<sub>3</sub>



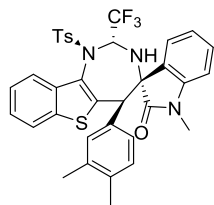
**4o**, <sup>1</sup>H NMR 400 MHz, CDCl<sub>3</sub>



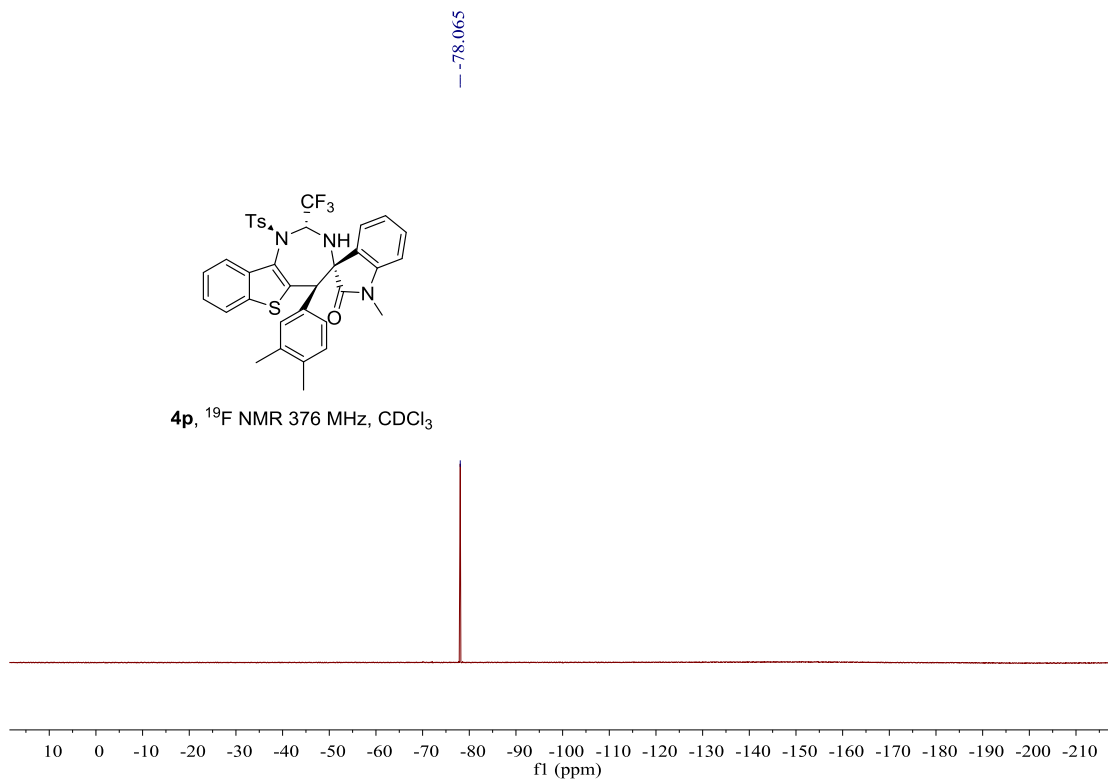




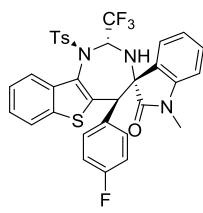




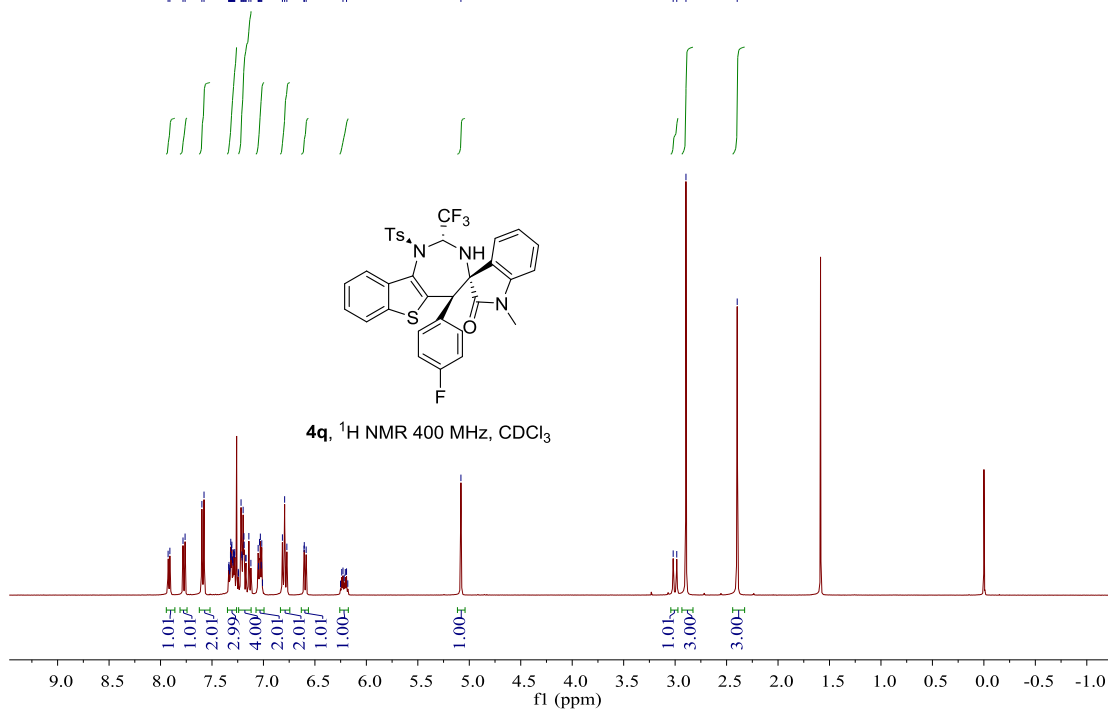
4p,  $^{19}\text{F}$  NMR 376 MHz,  $\text{CDCl}_3$

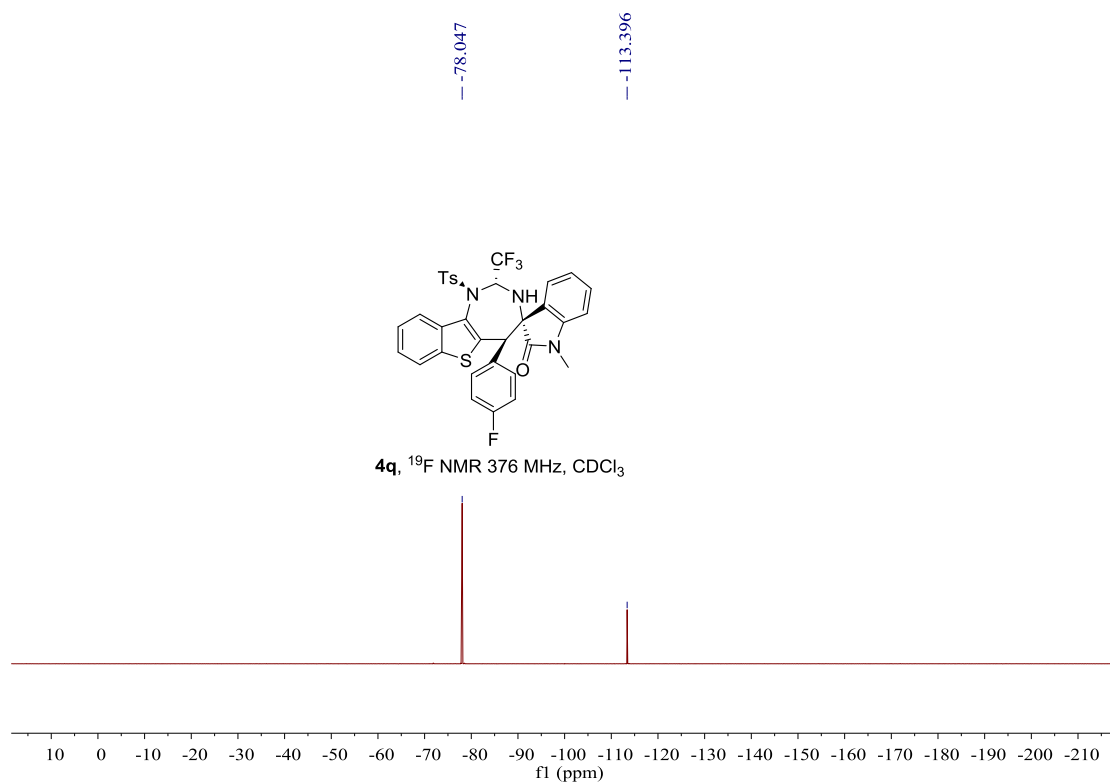
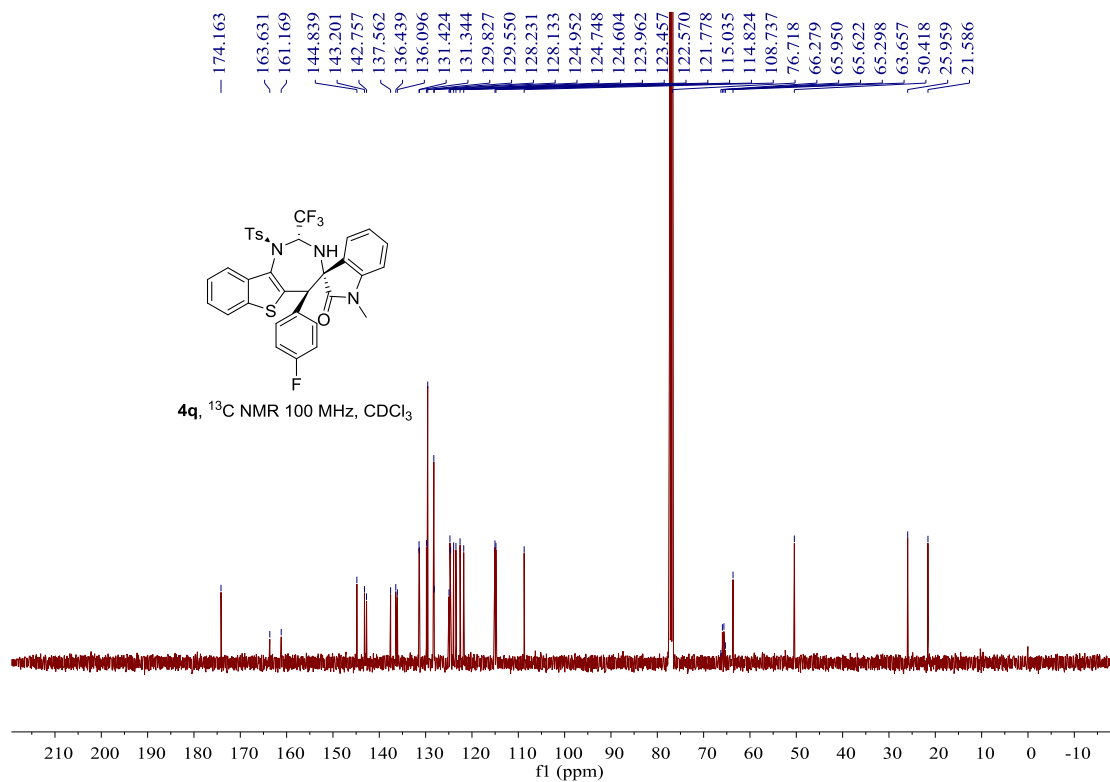


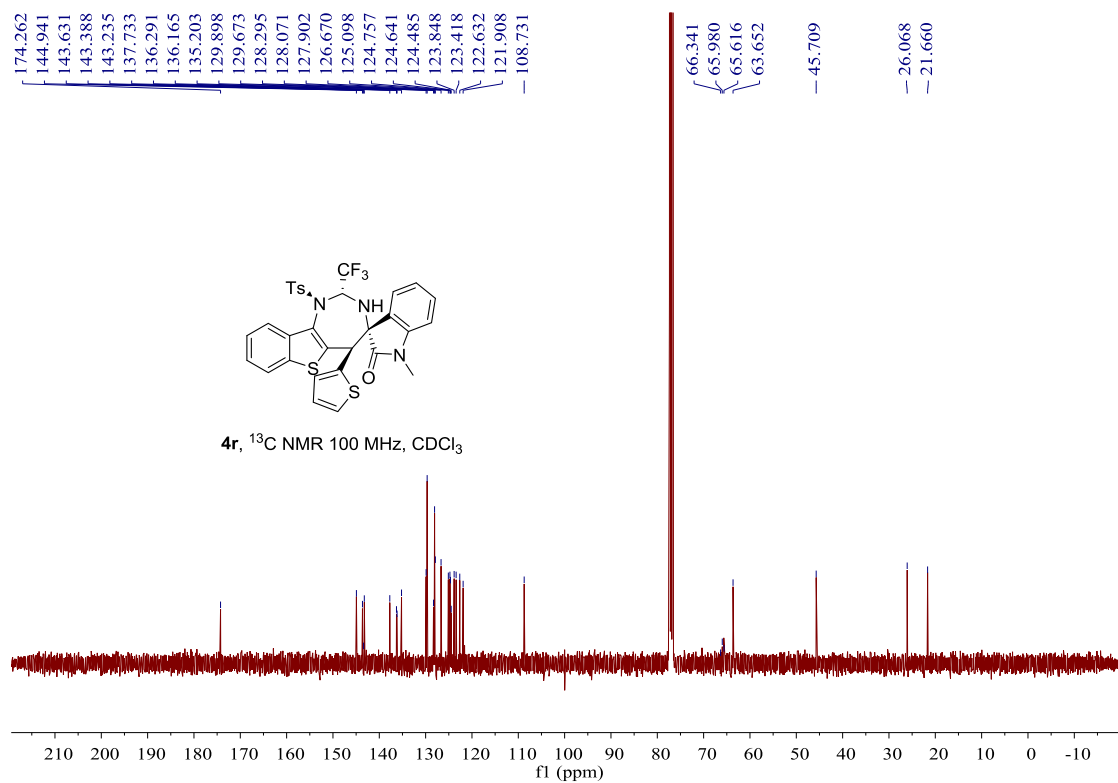
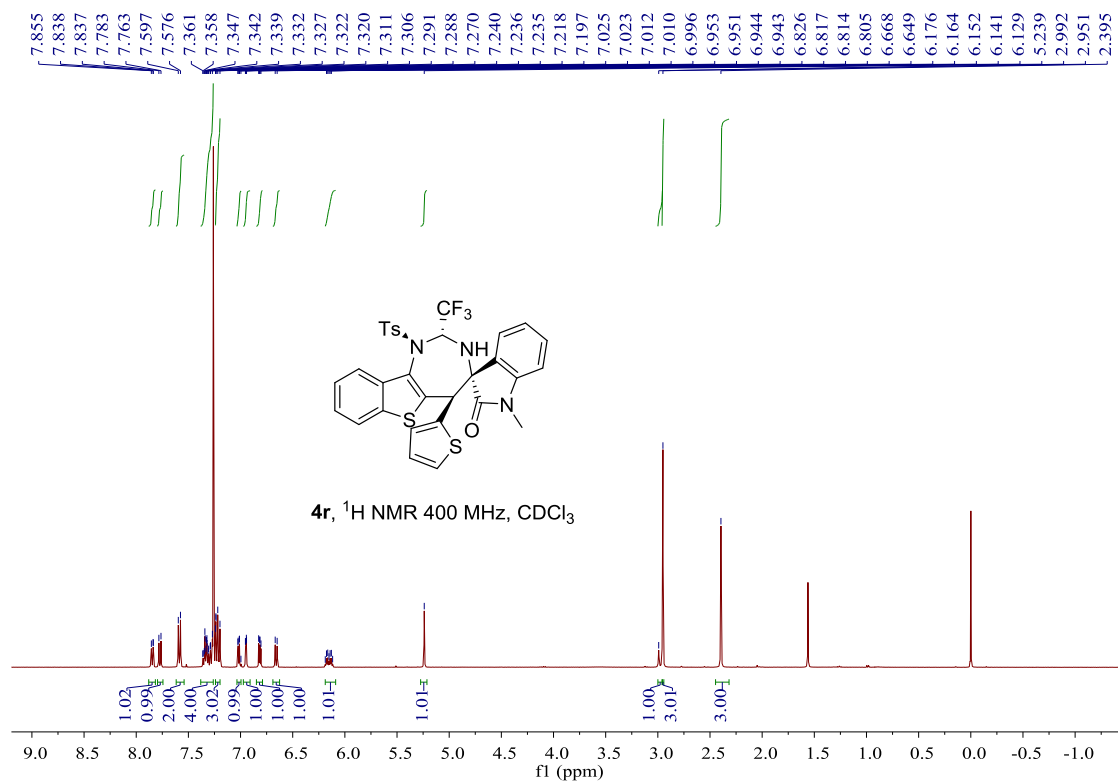
7.927  
7.909  
7.782  
7.761  
7.598  
7.577  
7.338  
7.335  
7.329  
7.326  
7.320  
7.318  
7.314  
7.311  
7.307  
7.301  
7.296  
7.292  
7.288  
7.282  
7.279  
7.218  
7.210  
7.207  
7.197  
7.190  
7.187  
7.172  
7.170  
7.142  
7.122  
7.052  
7.048  
7.038  
7.030  
7.022  
7.016  
6.816  
6.794  
6.772  
6.606  
6.603  
6.585  
6.227  
6.193  
5.081  
3.019  
2.984  
2.895  
2.397



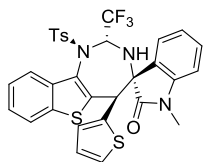
4q,  $^1\text{H}$  NMR 400 MHz,  $\text{CDCl}_3$



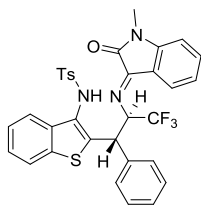
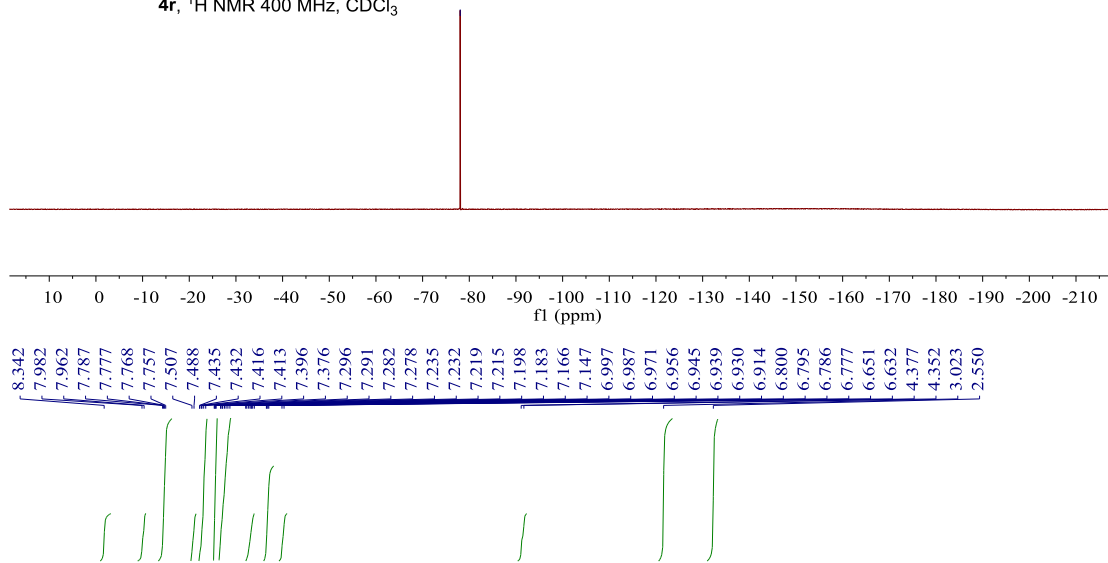




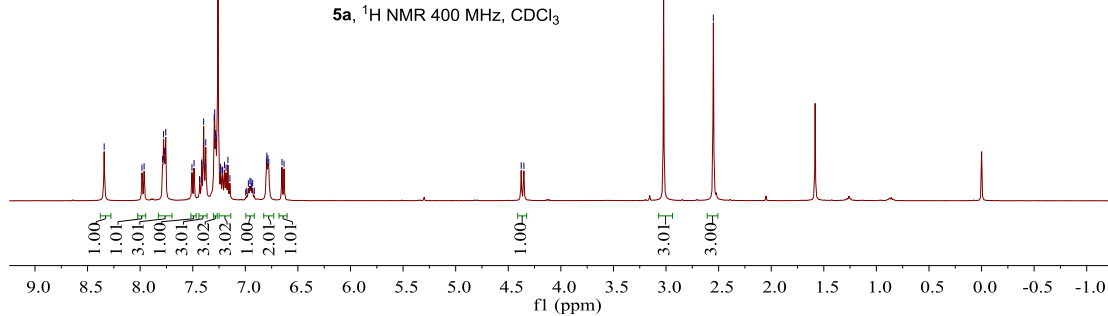
-78.055

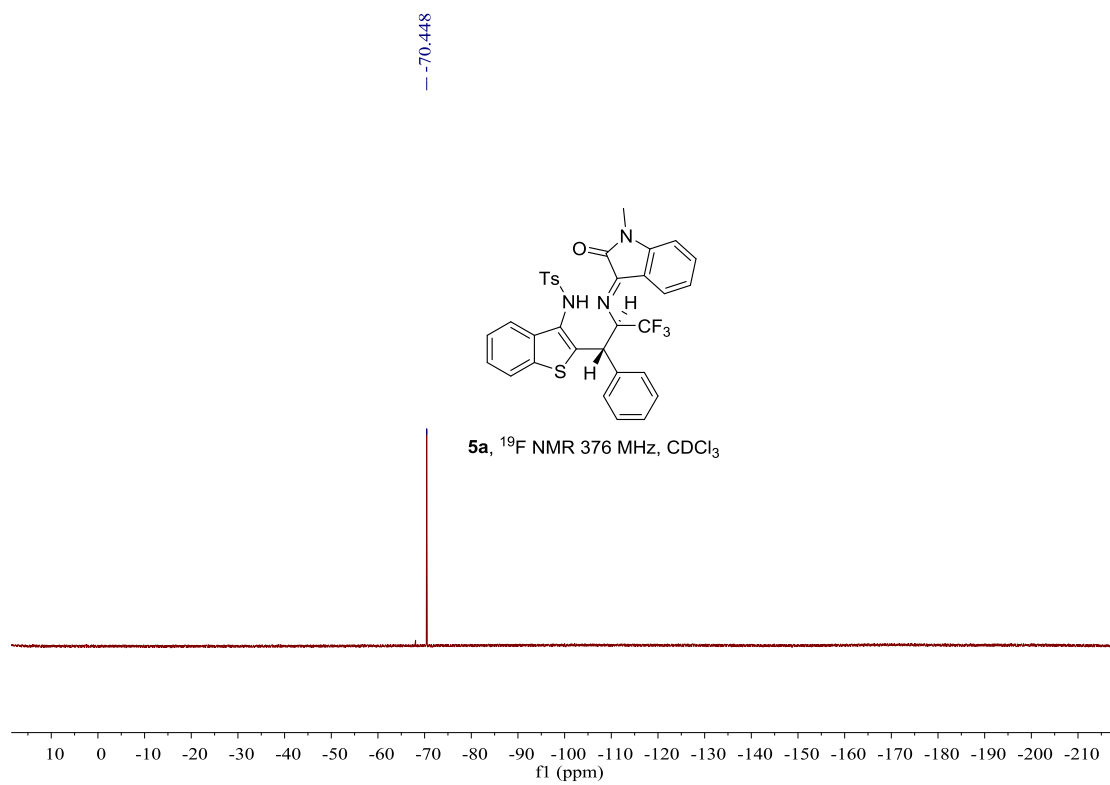
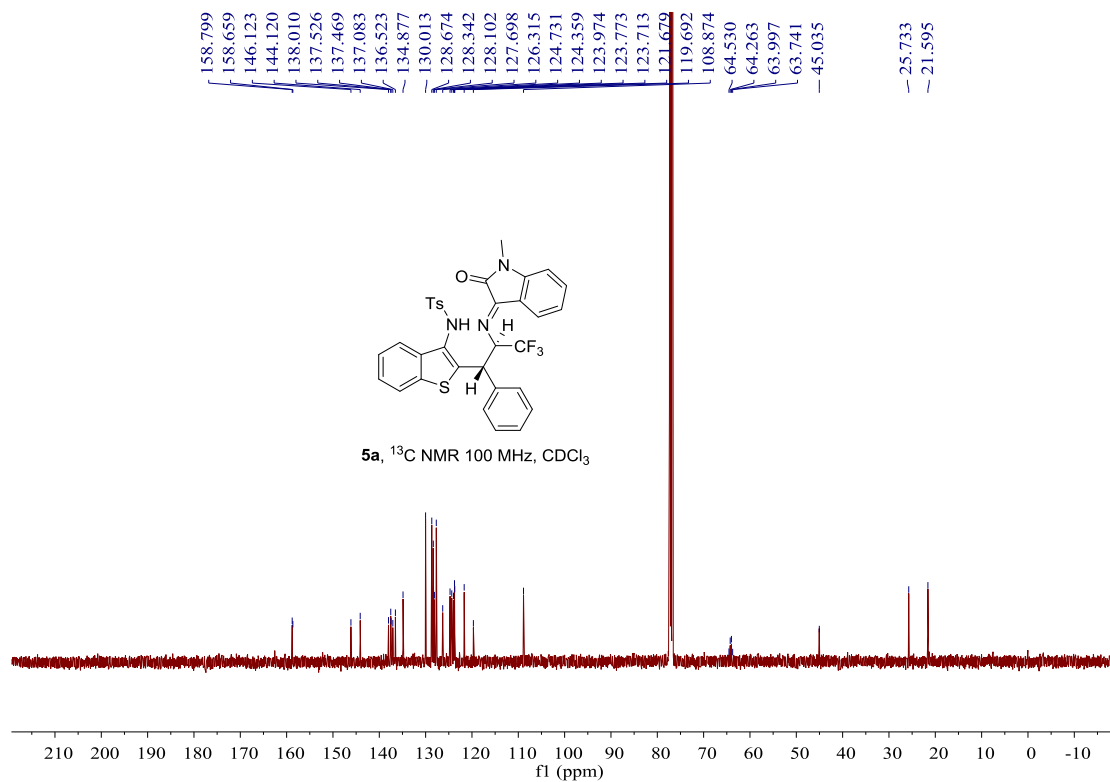


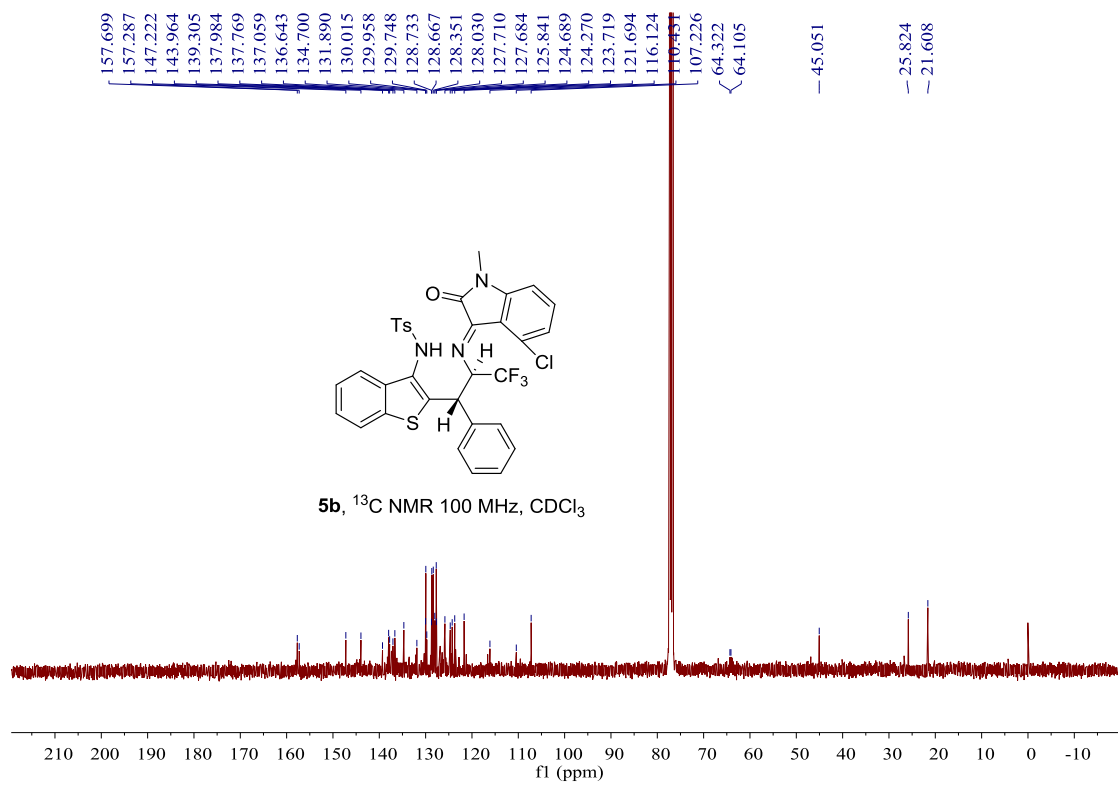
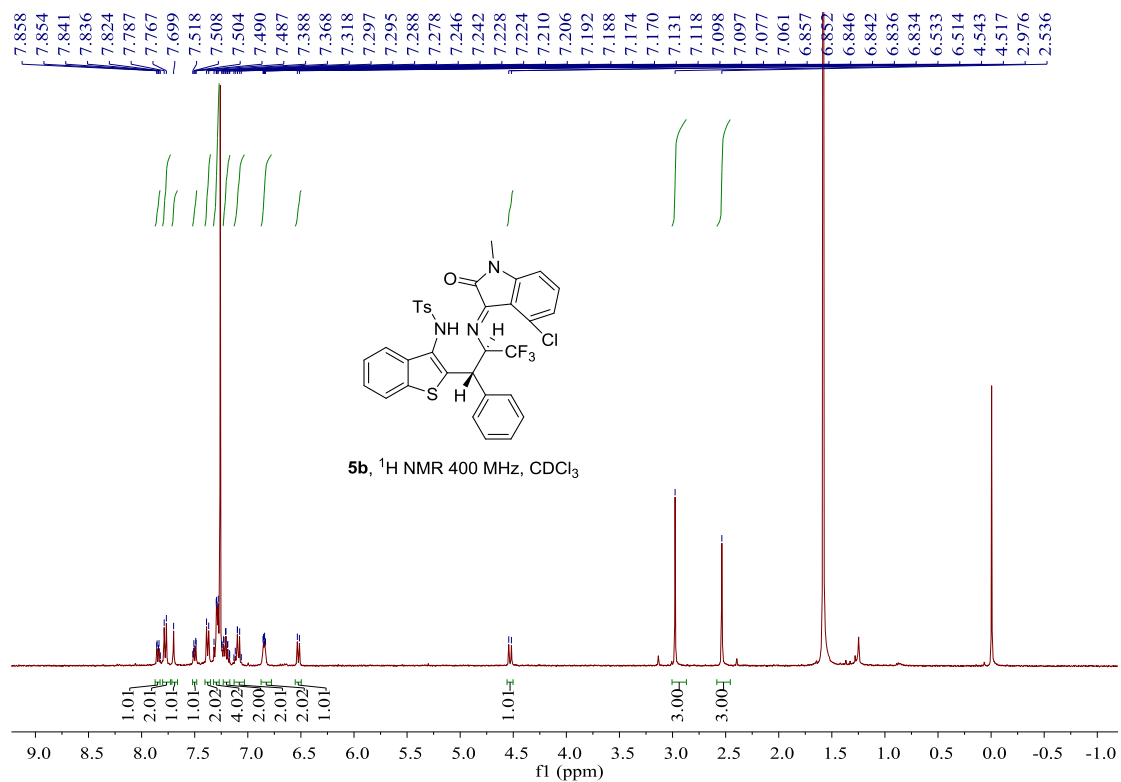
4r, <sup>1</sup>H NMR 400 MHz, CDCl<sub>3</sub>



5a, <sup>1</sup>H NMR 400 MHz, CDCl<sub>3</sub>

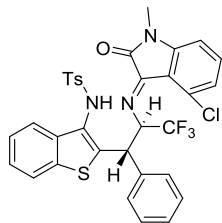




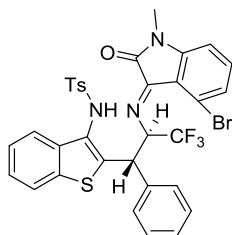
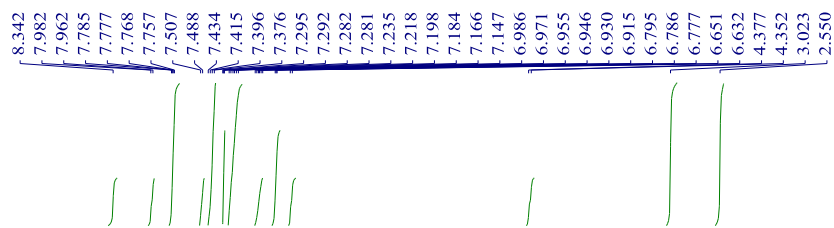
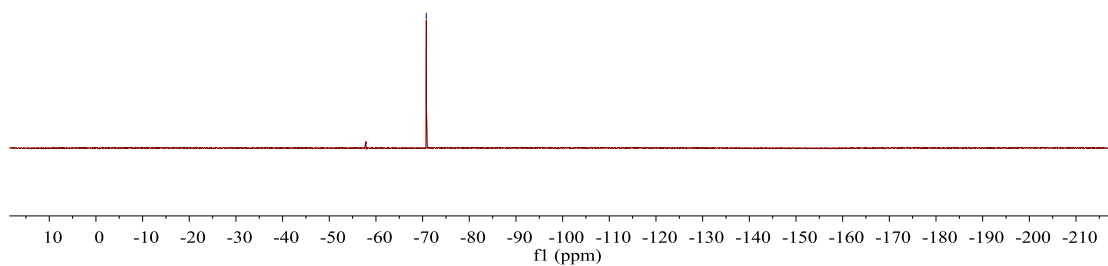




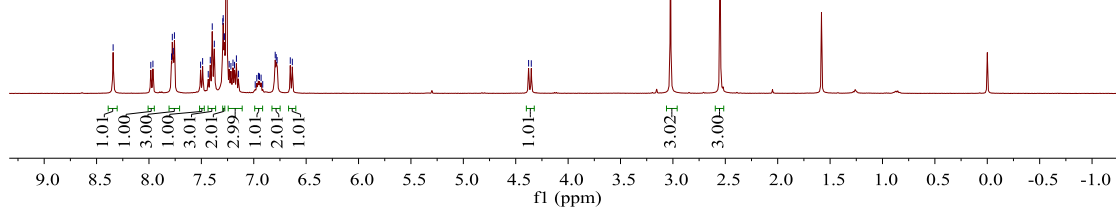
-70.795

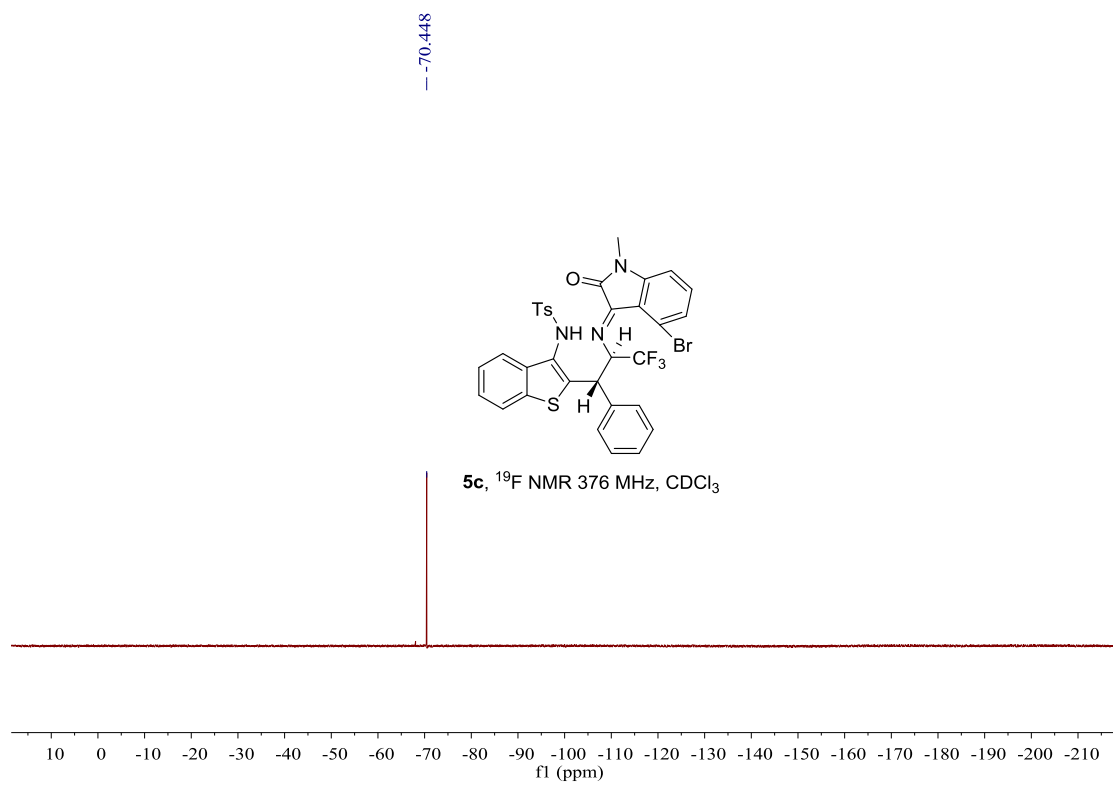
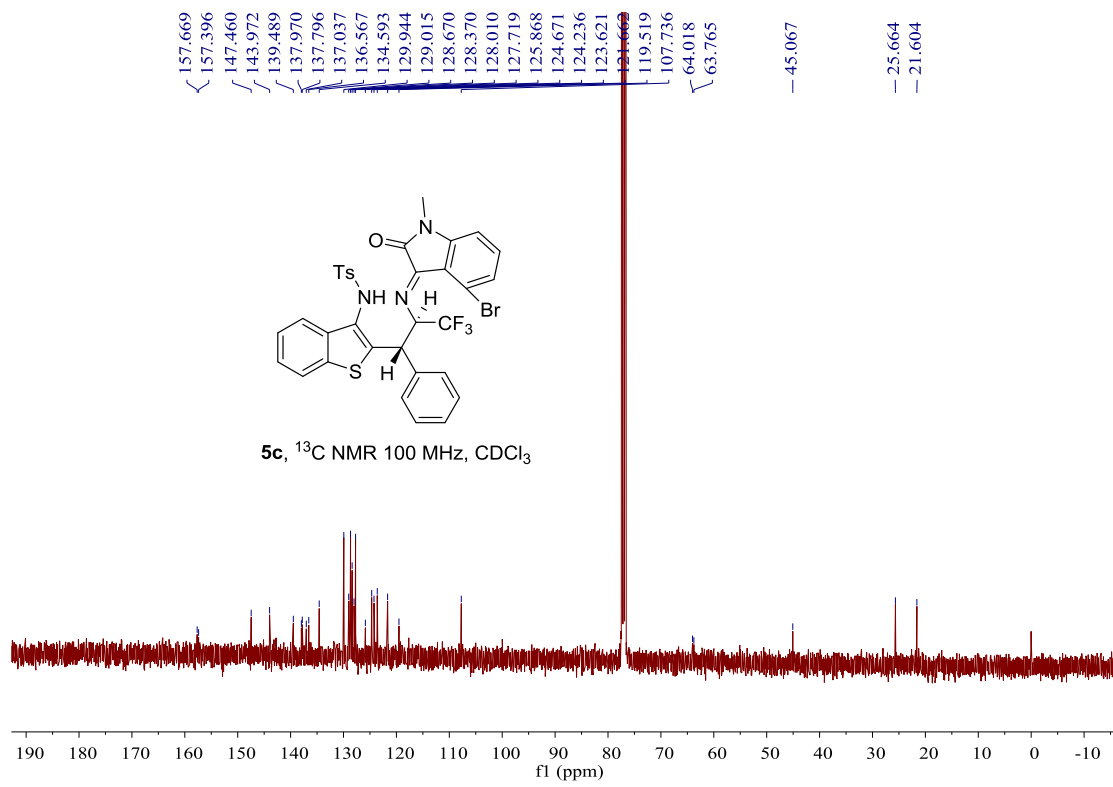


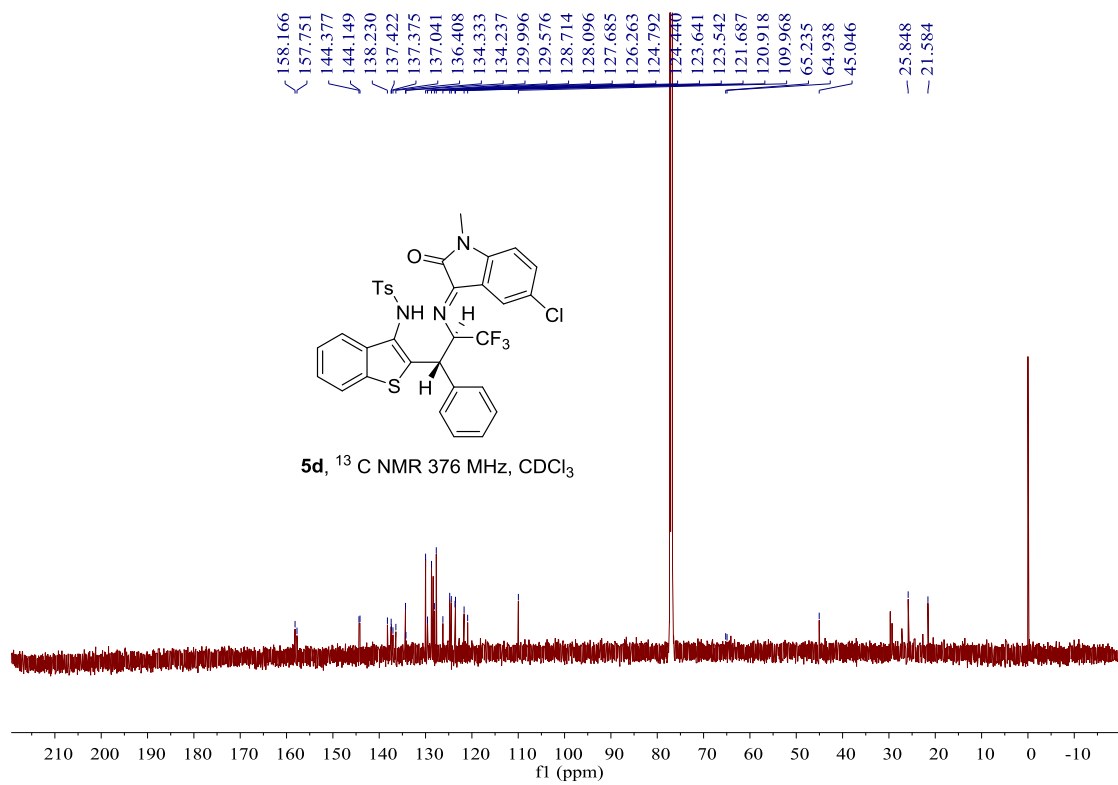
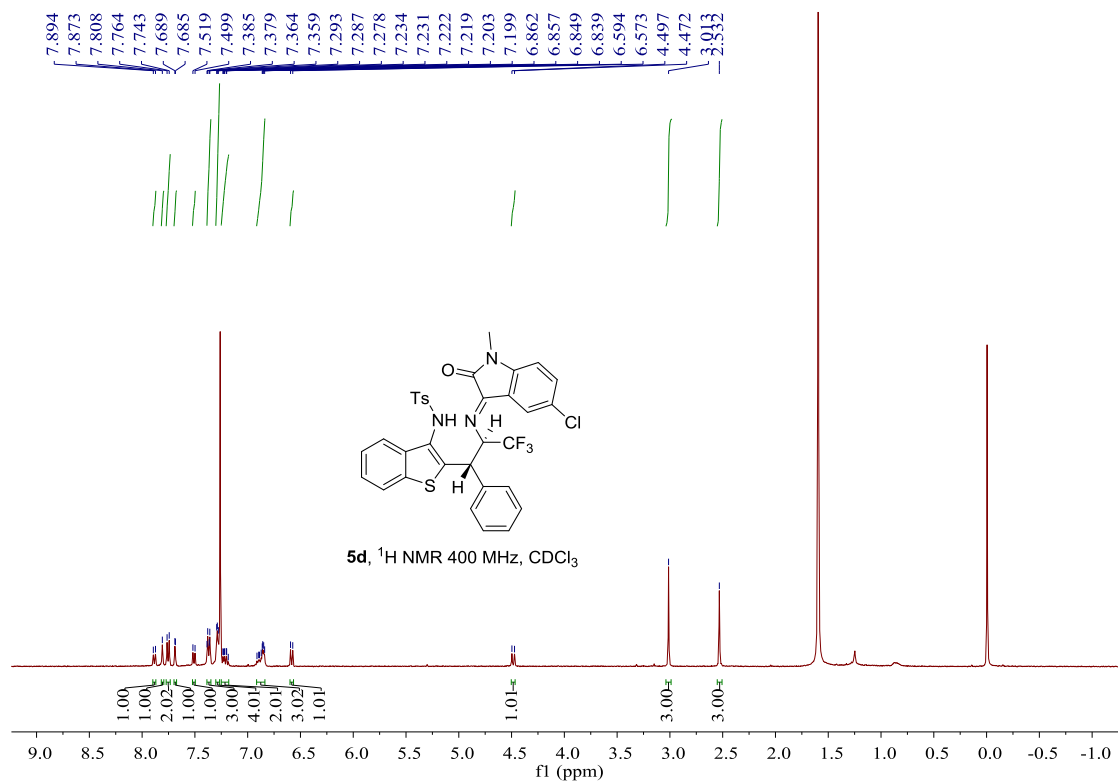
**5b**,  $^{19}\text{F}$  NMR 376 MHz,  $\text{CDCl}_3$



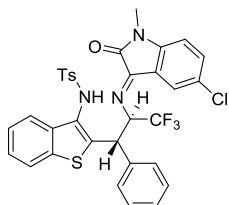
**5c**,  $^1\text{H}$  NMR 400 MHz,  $\text{CDCl}_3$



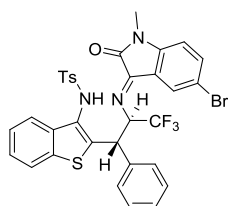
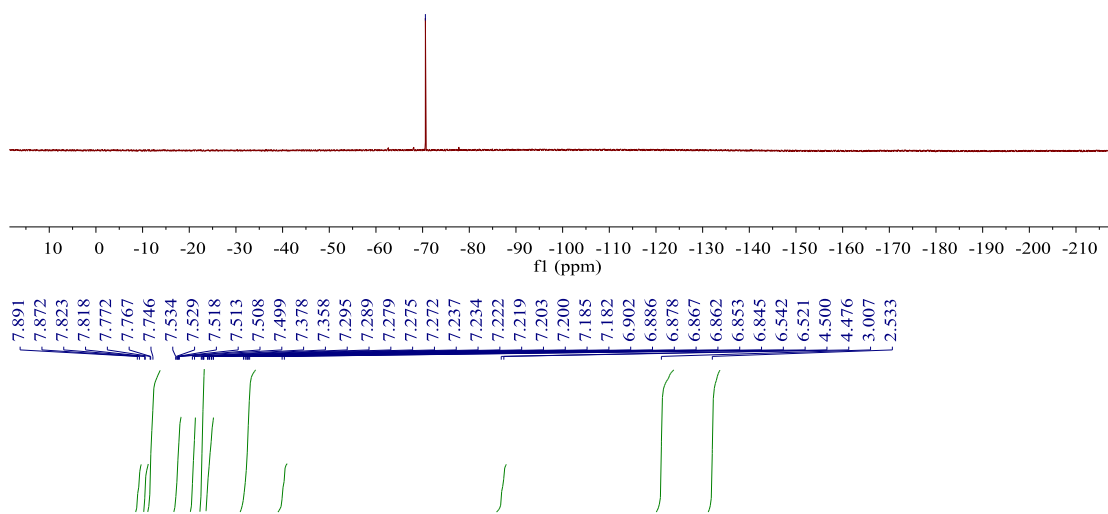




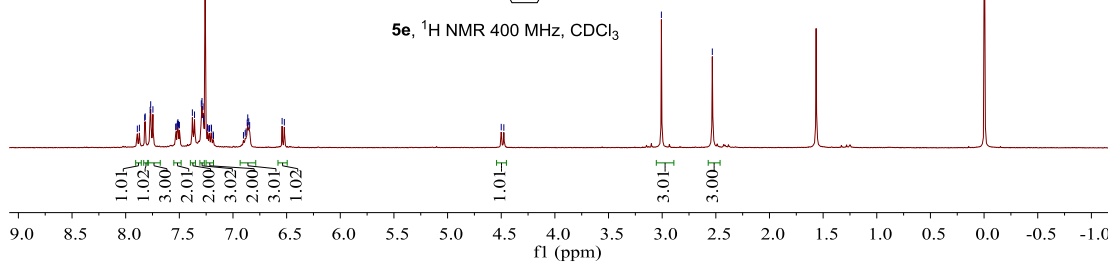
-70.595

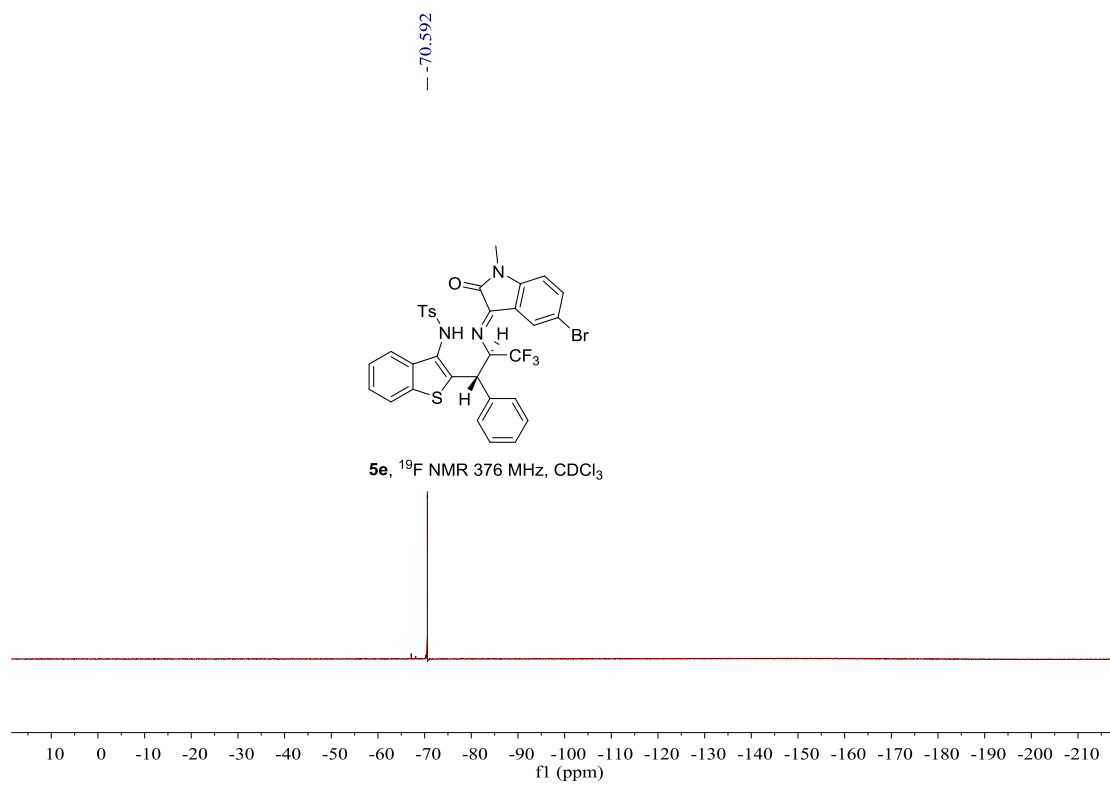
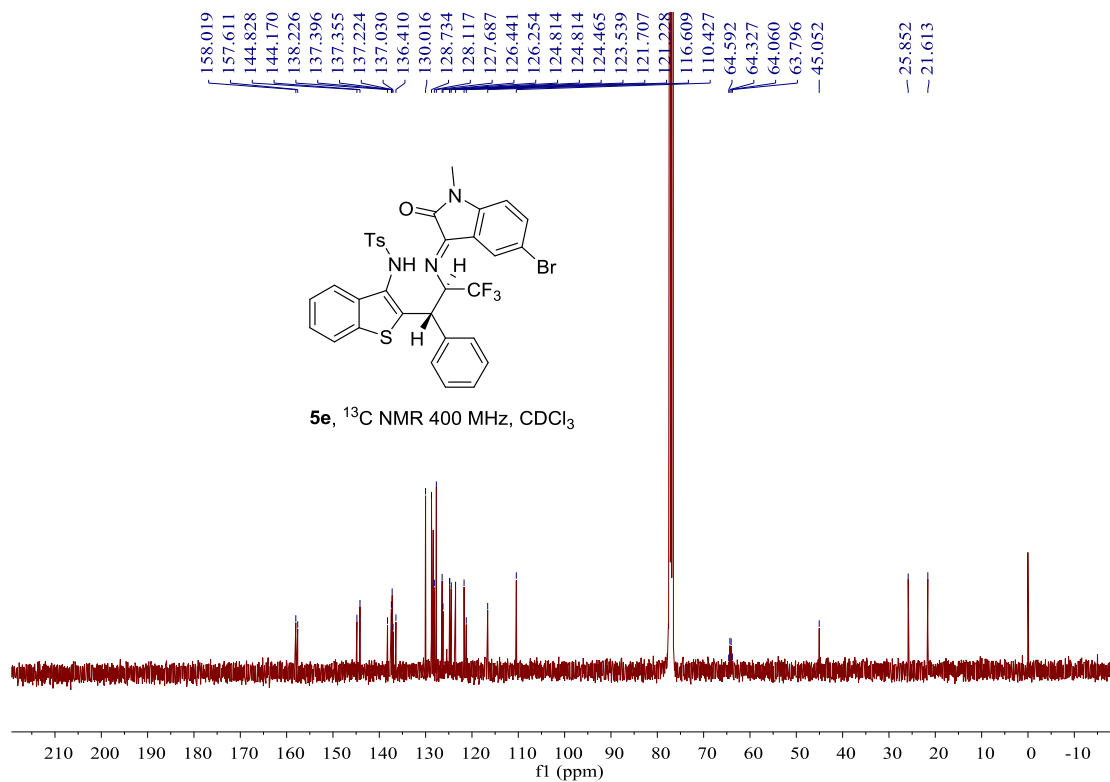


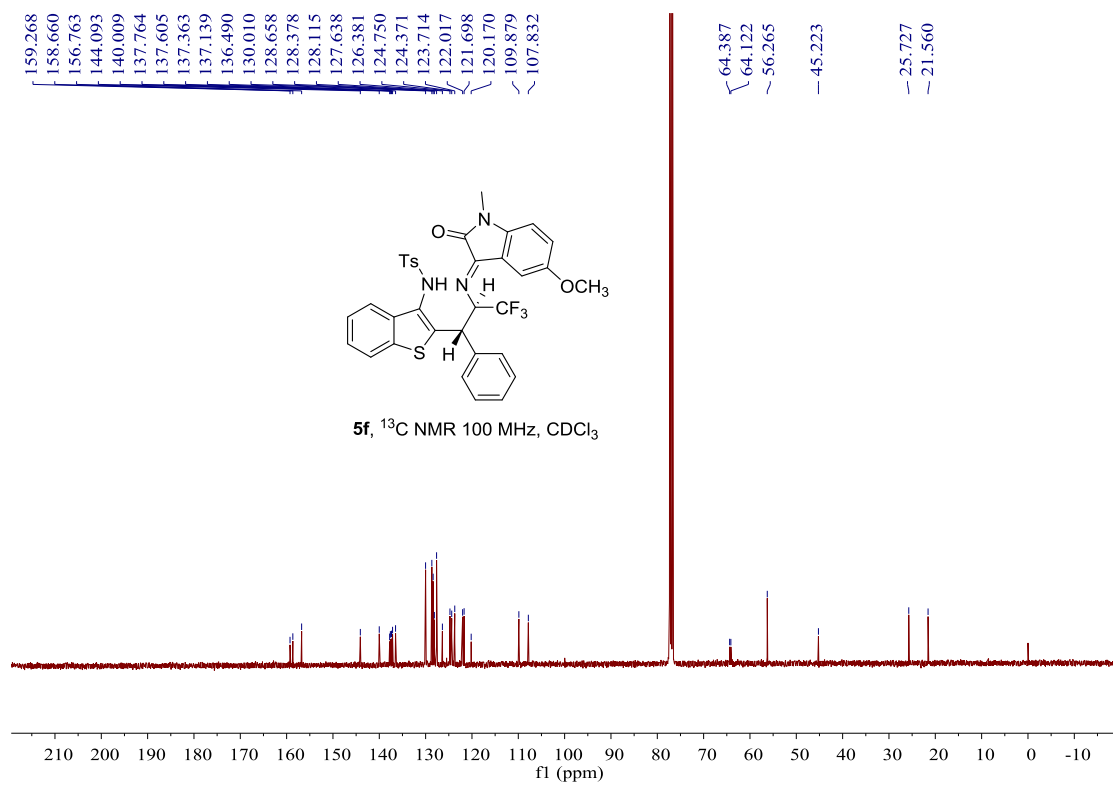
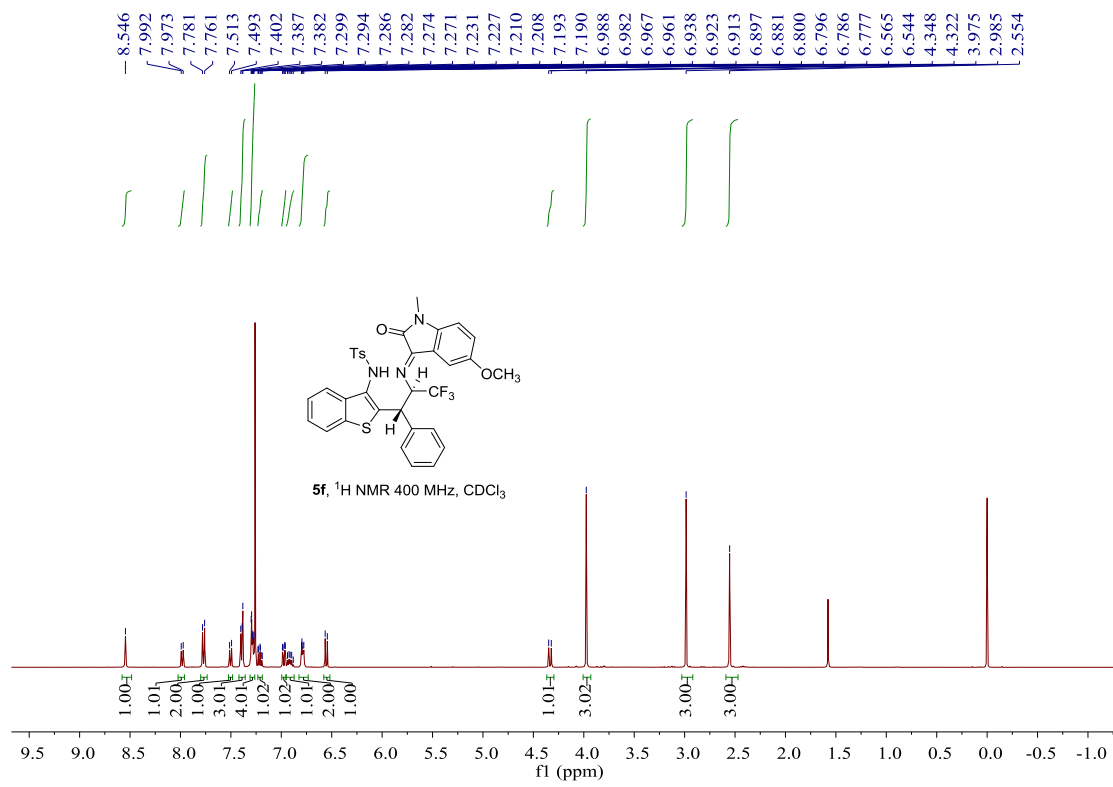
5d, <sup>19</sup>F NMR 376 MHz, CDCl<sub>3</sub>

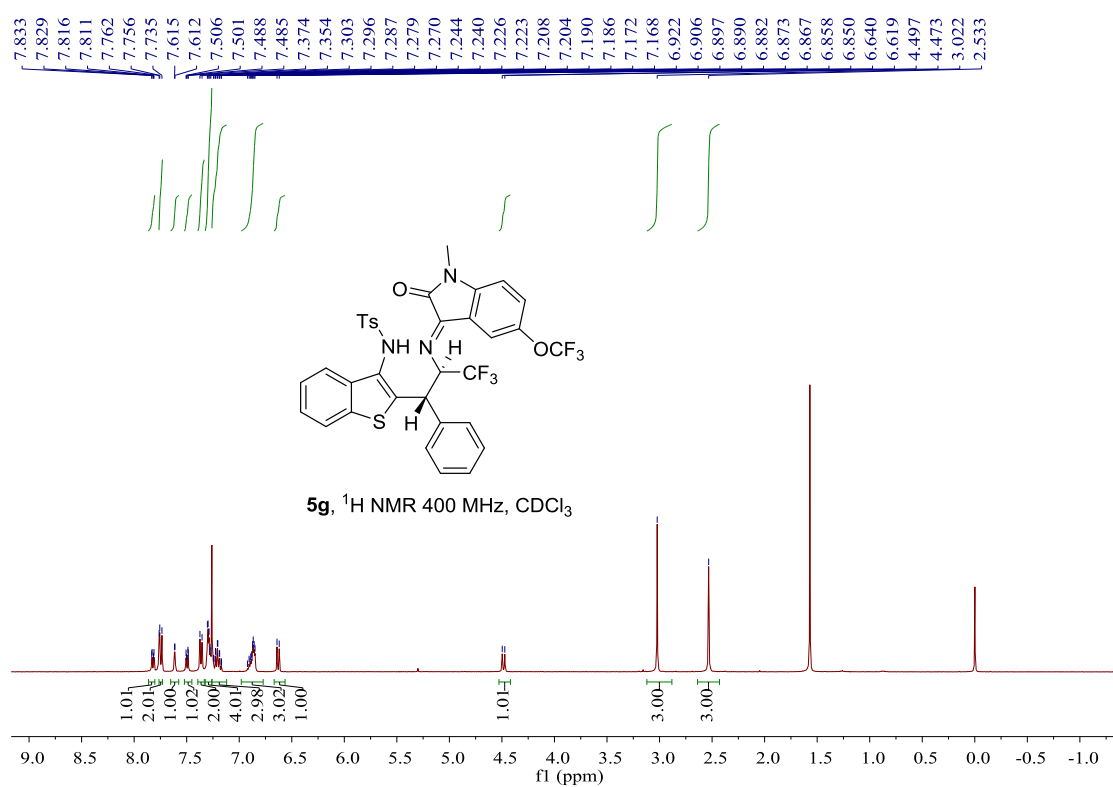
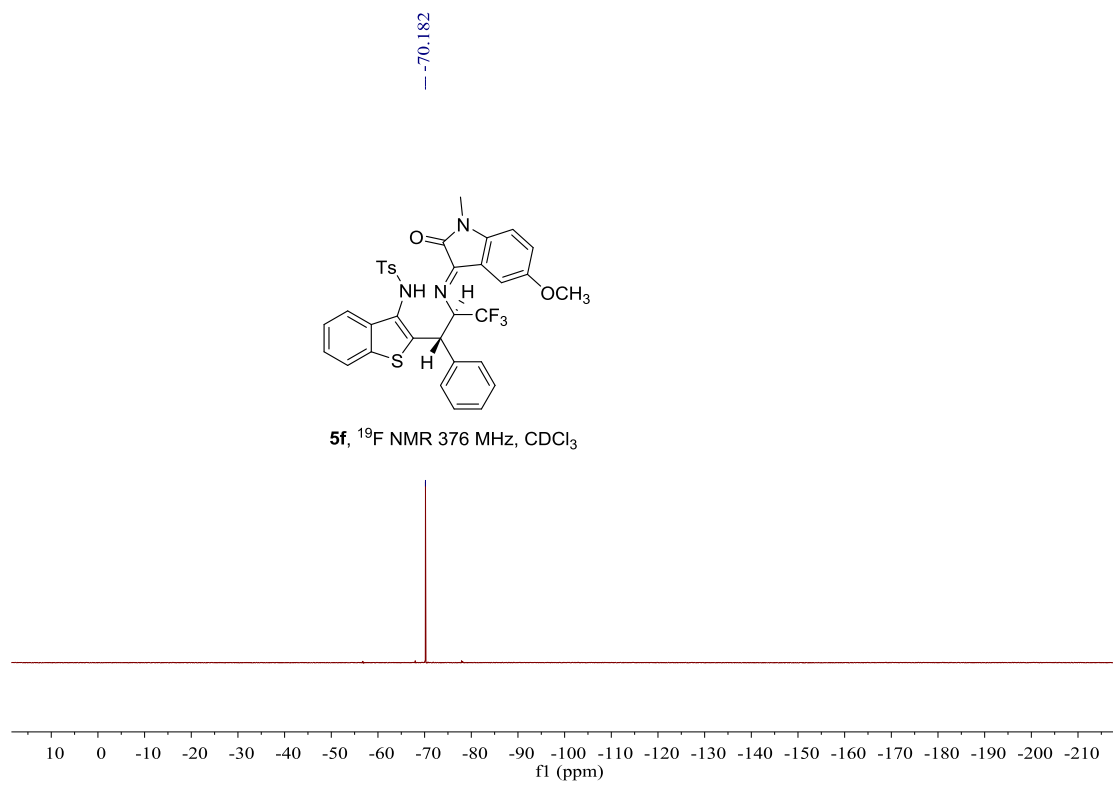


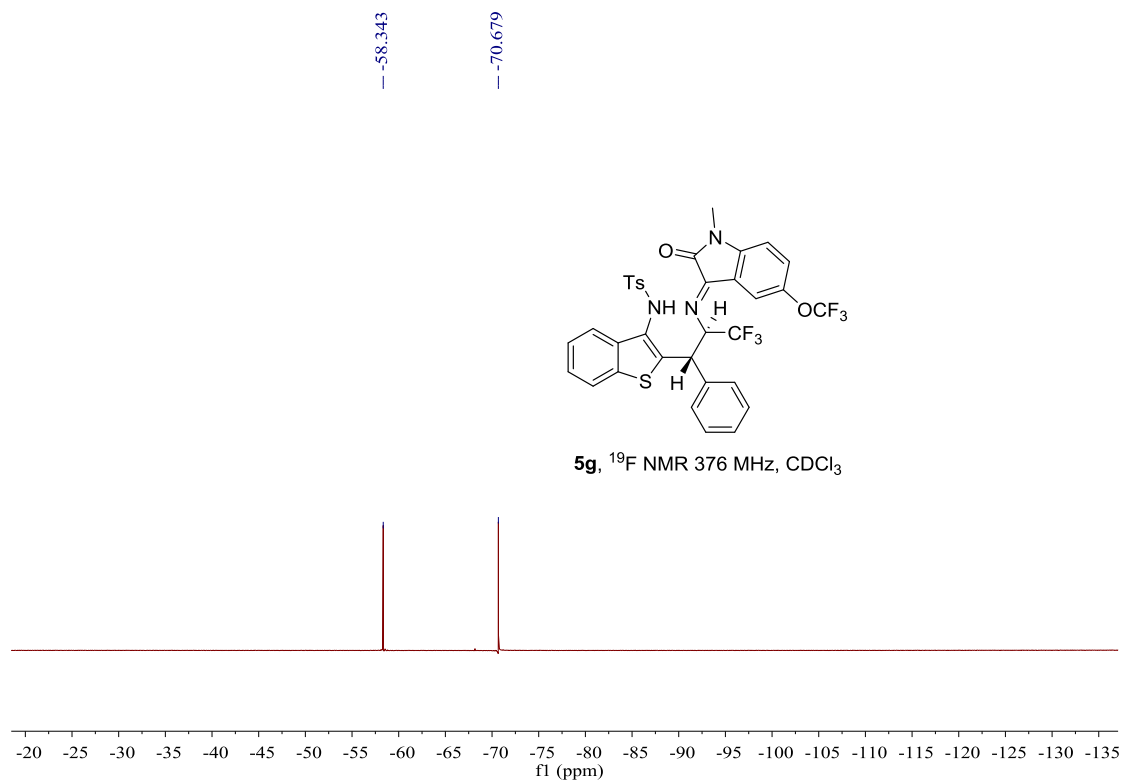
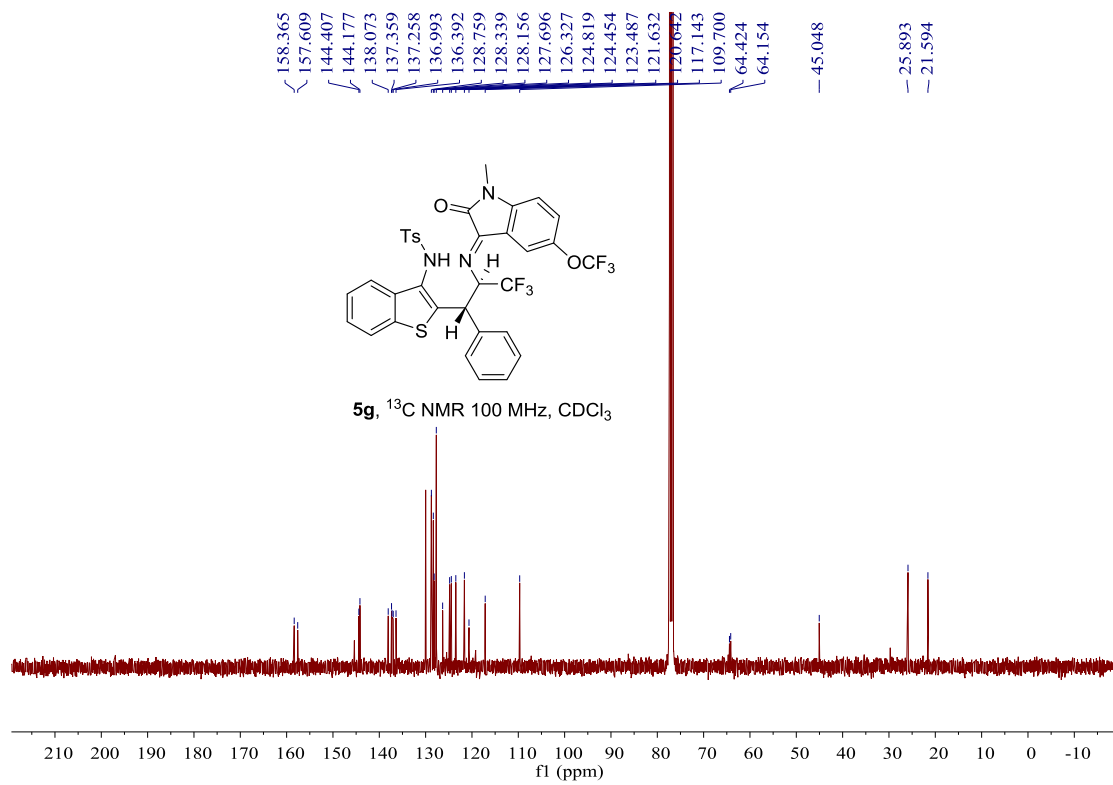
5e, <sup>1</sup>H NMR 400 MHz, CDCl<sub>3</sub>



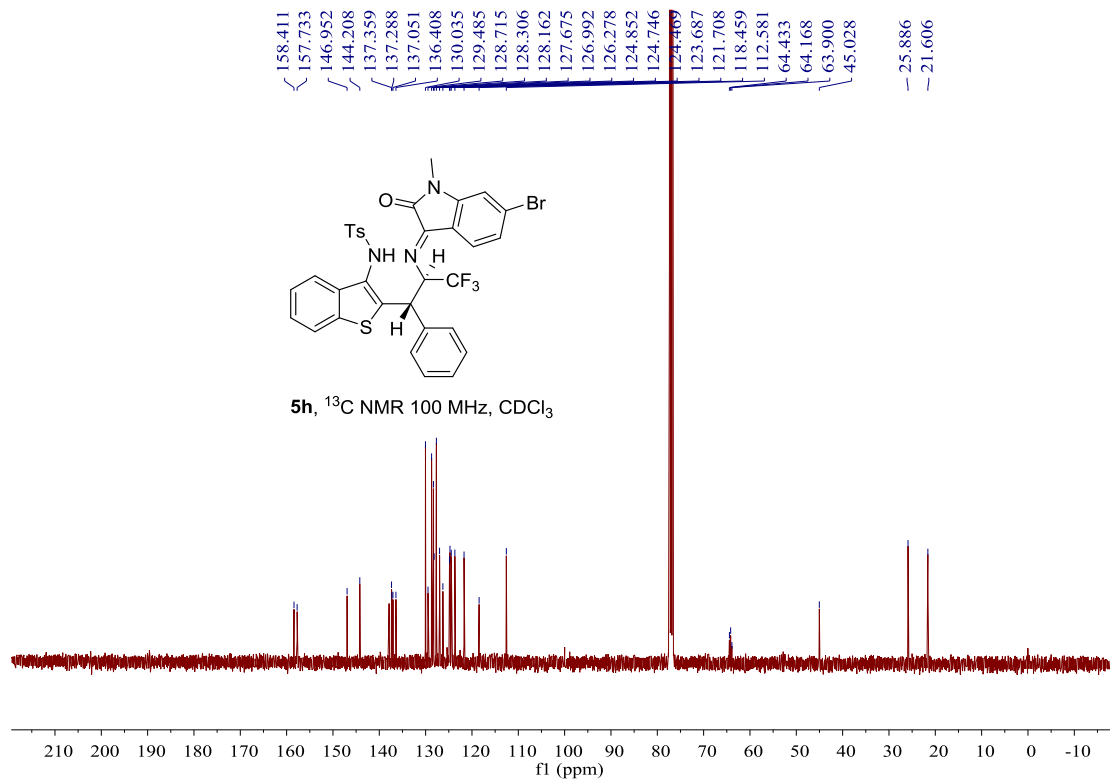
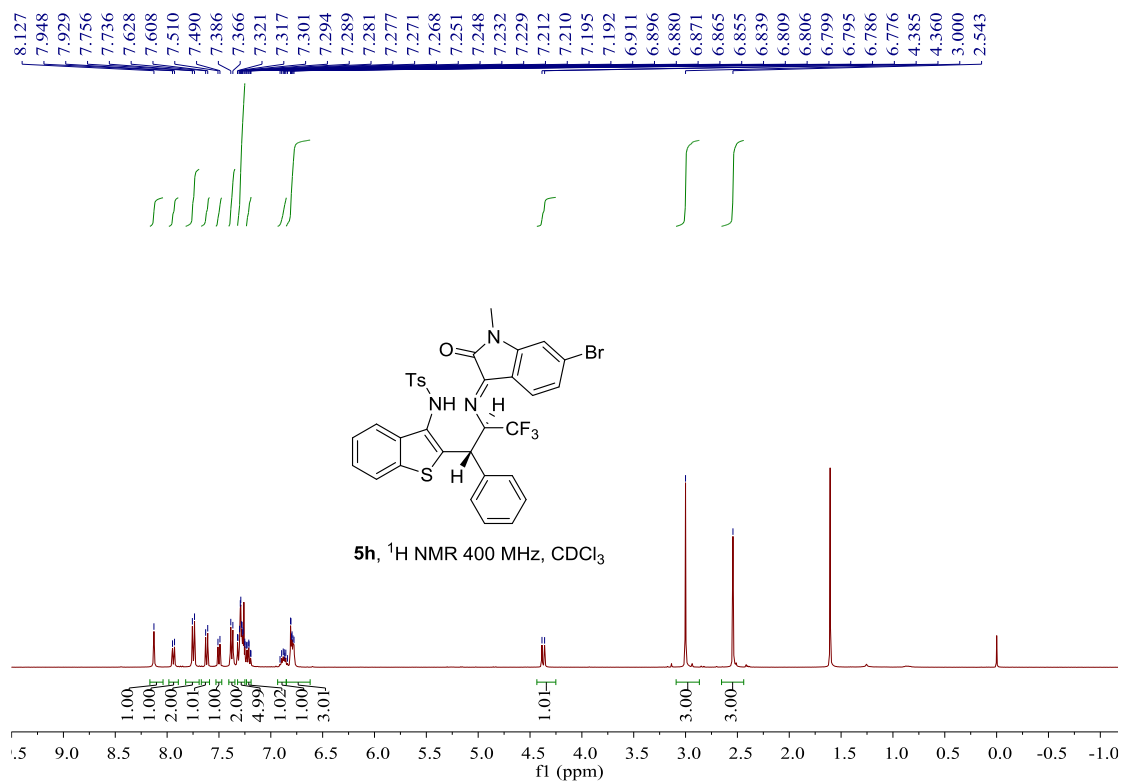


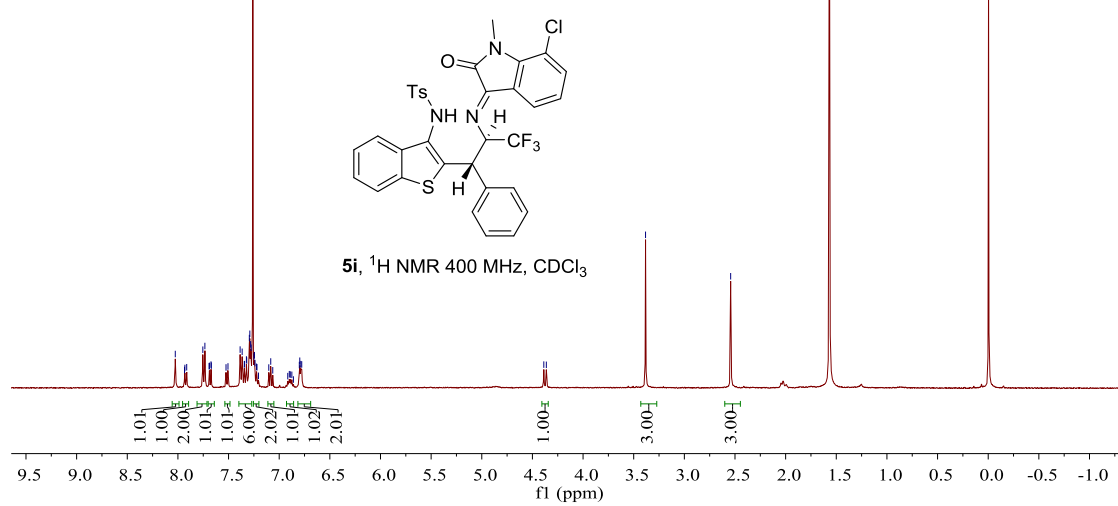
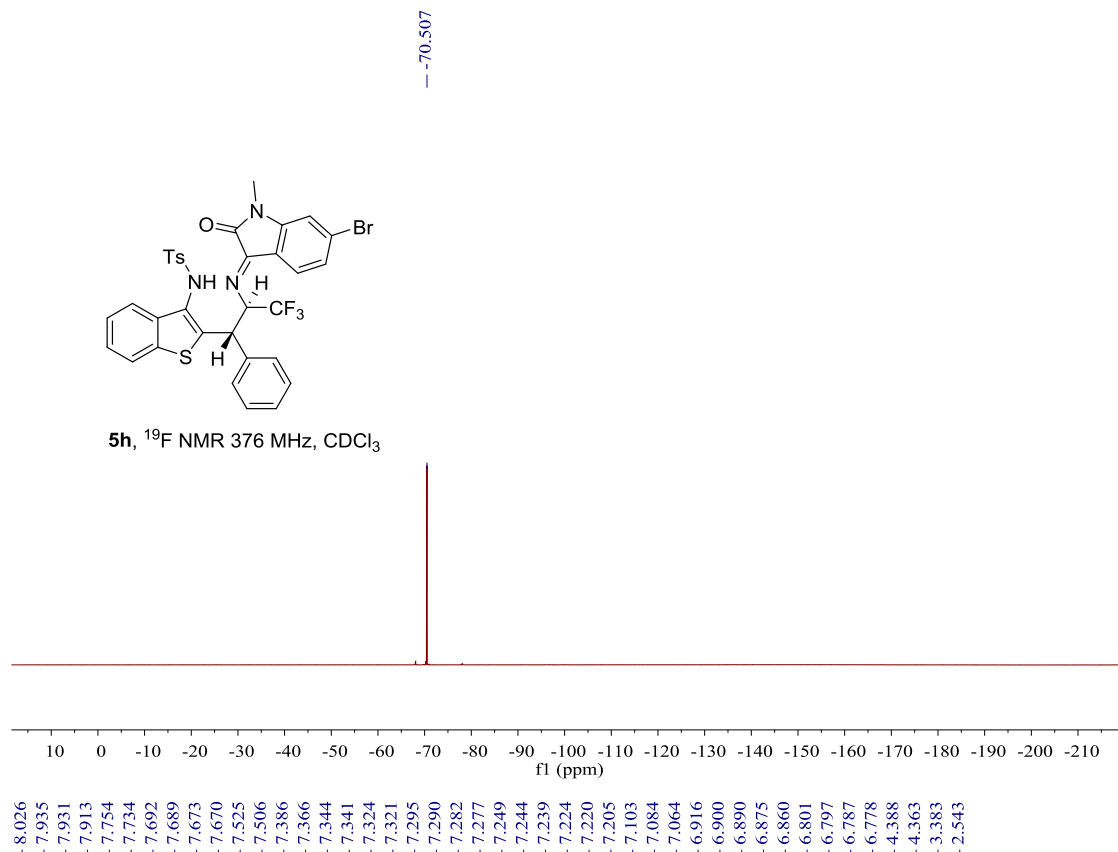


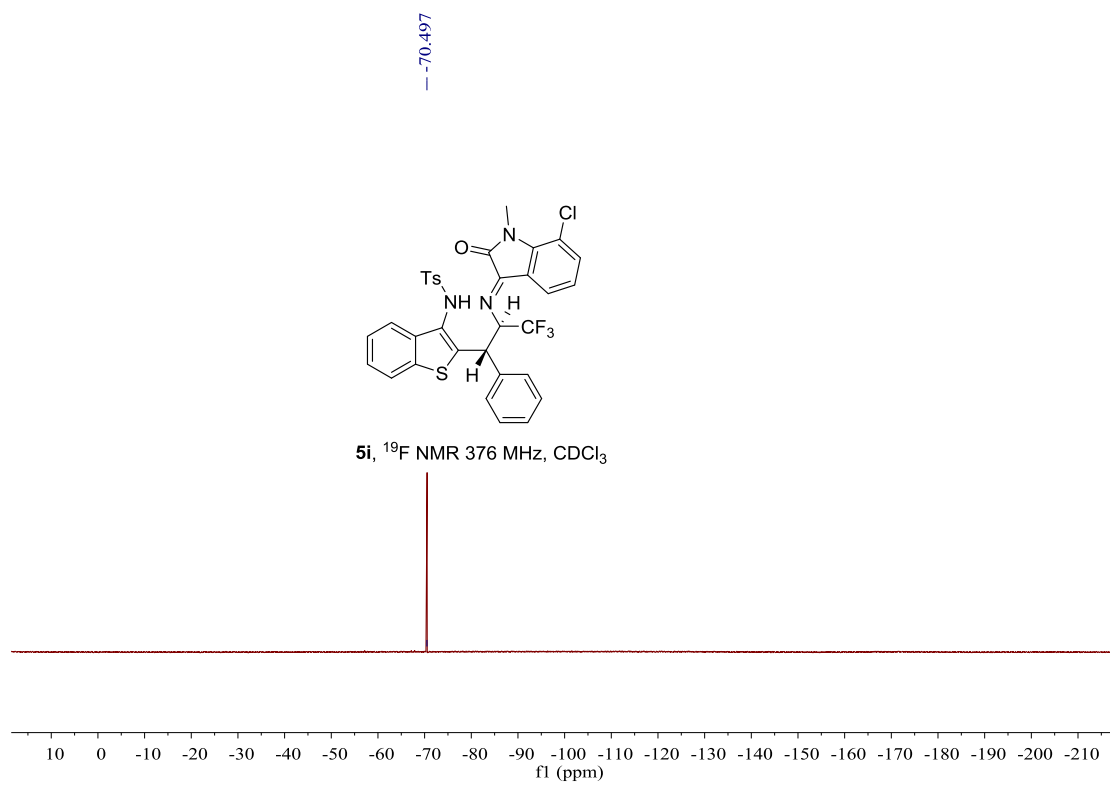
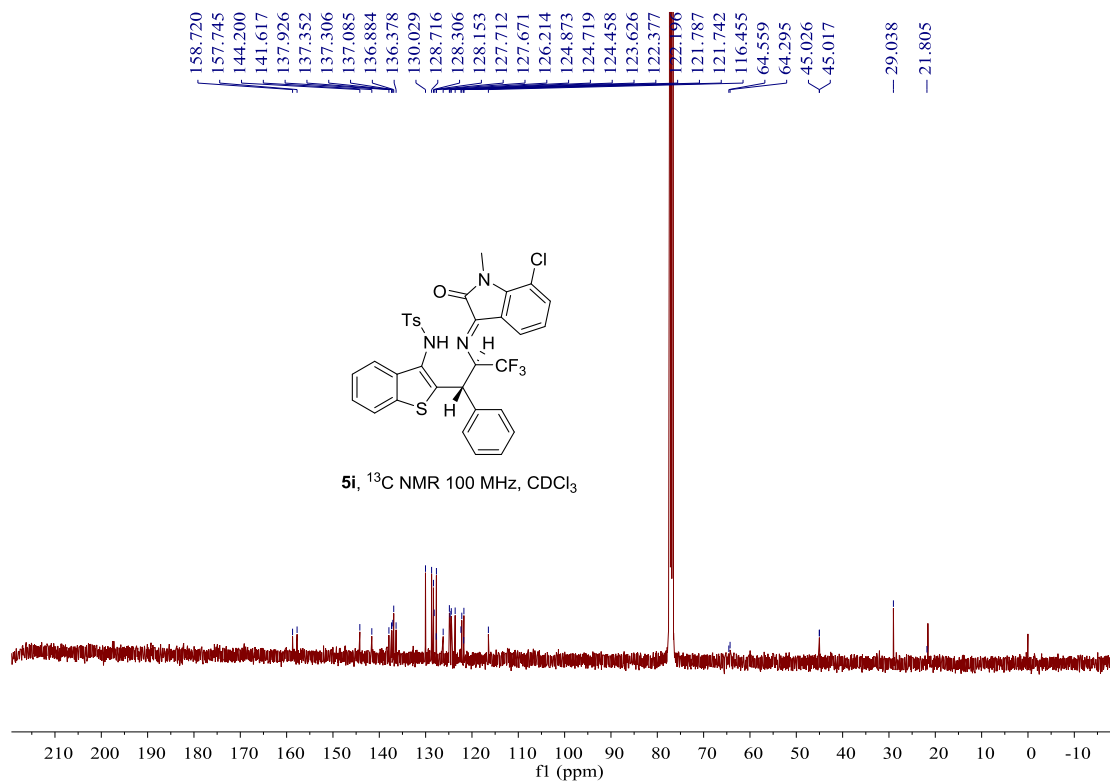


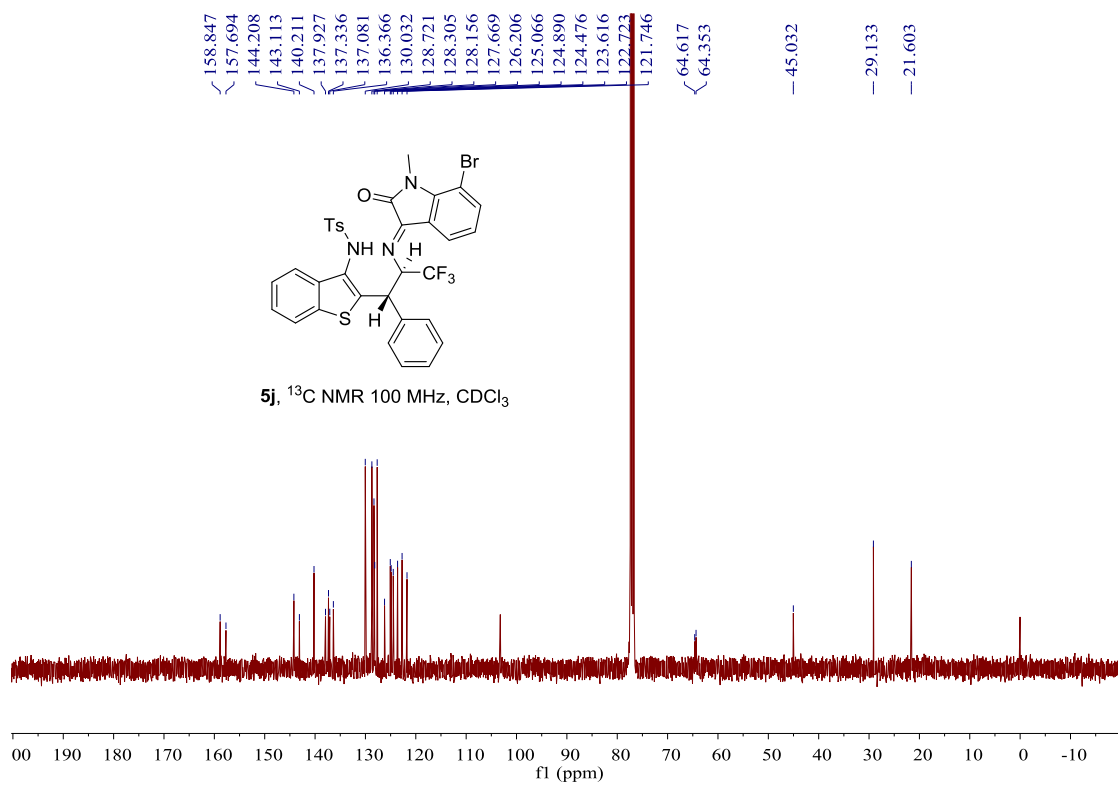
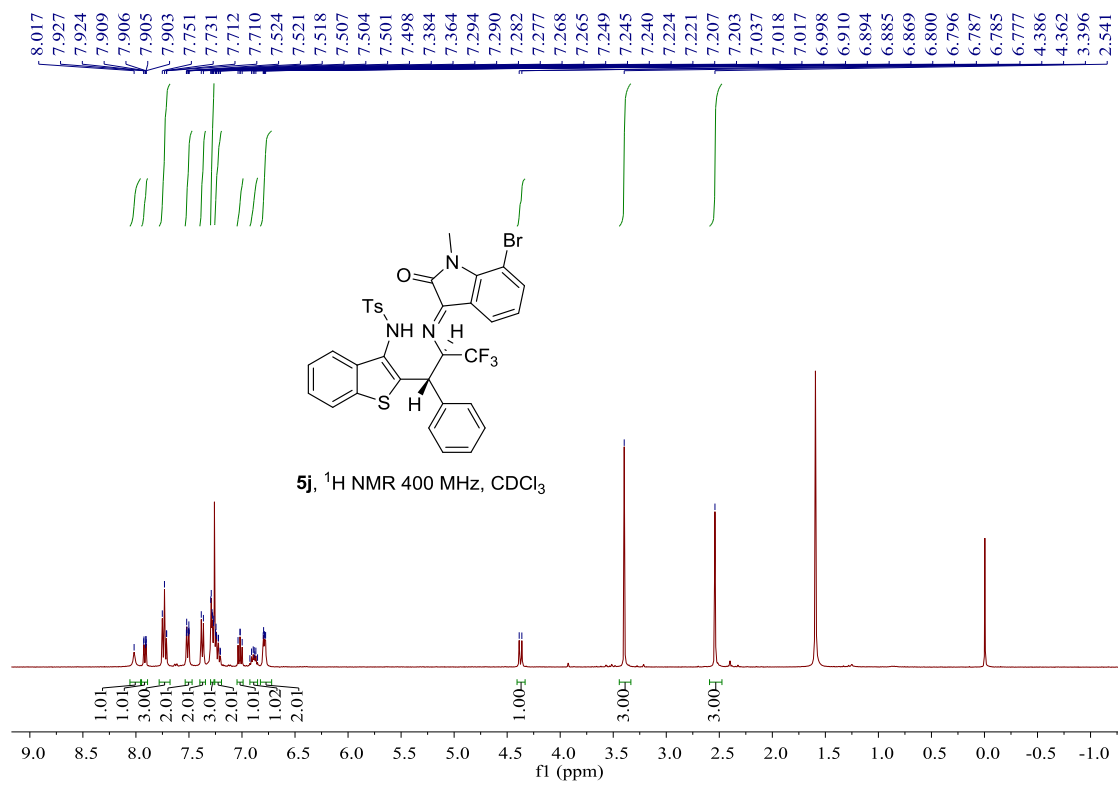


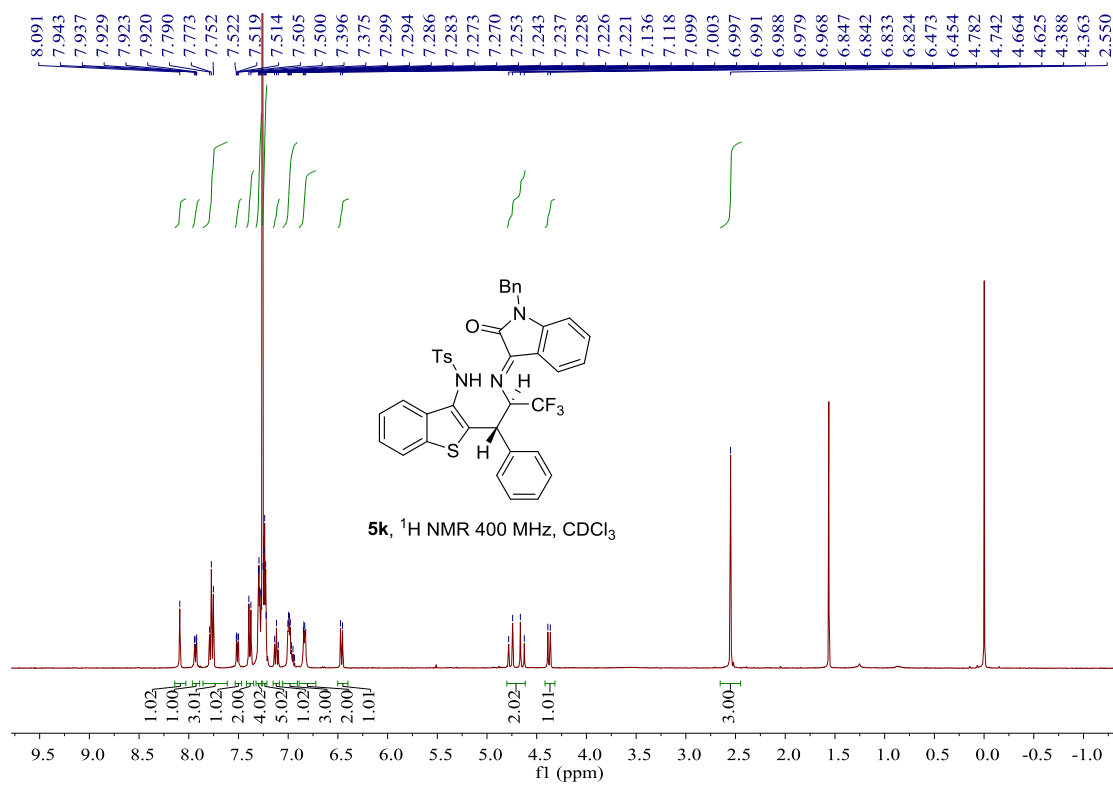
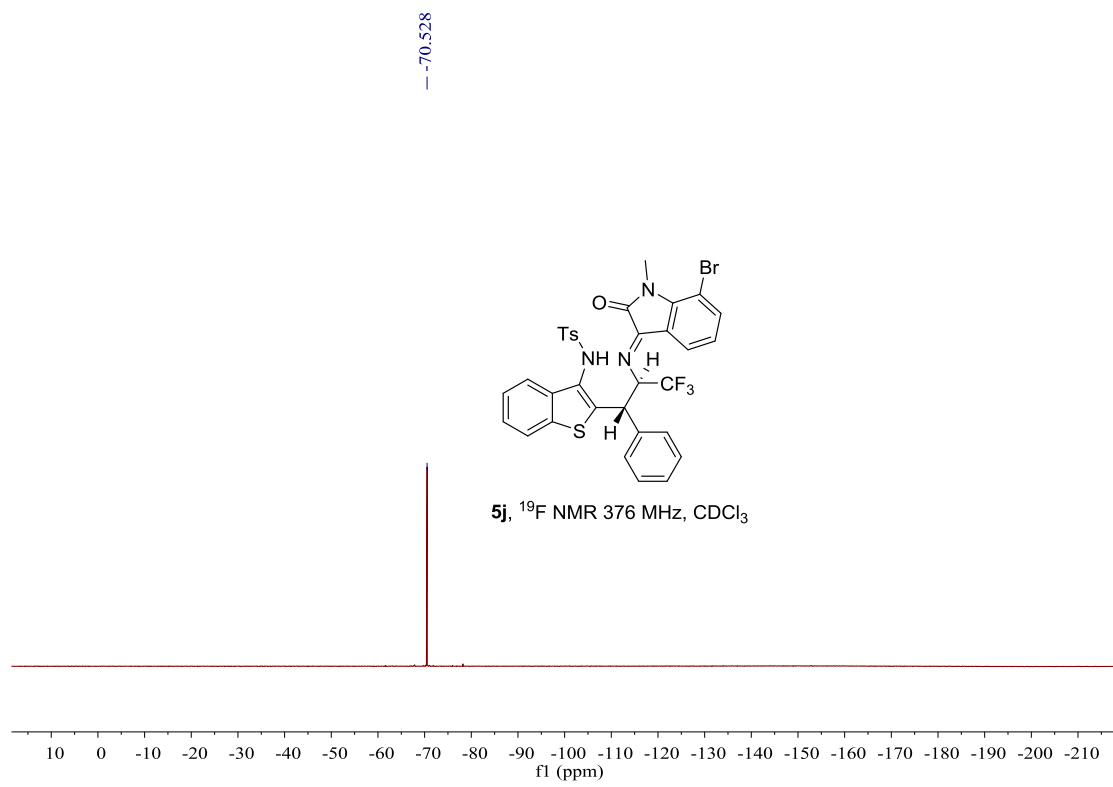


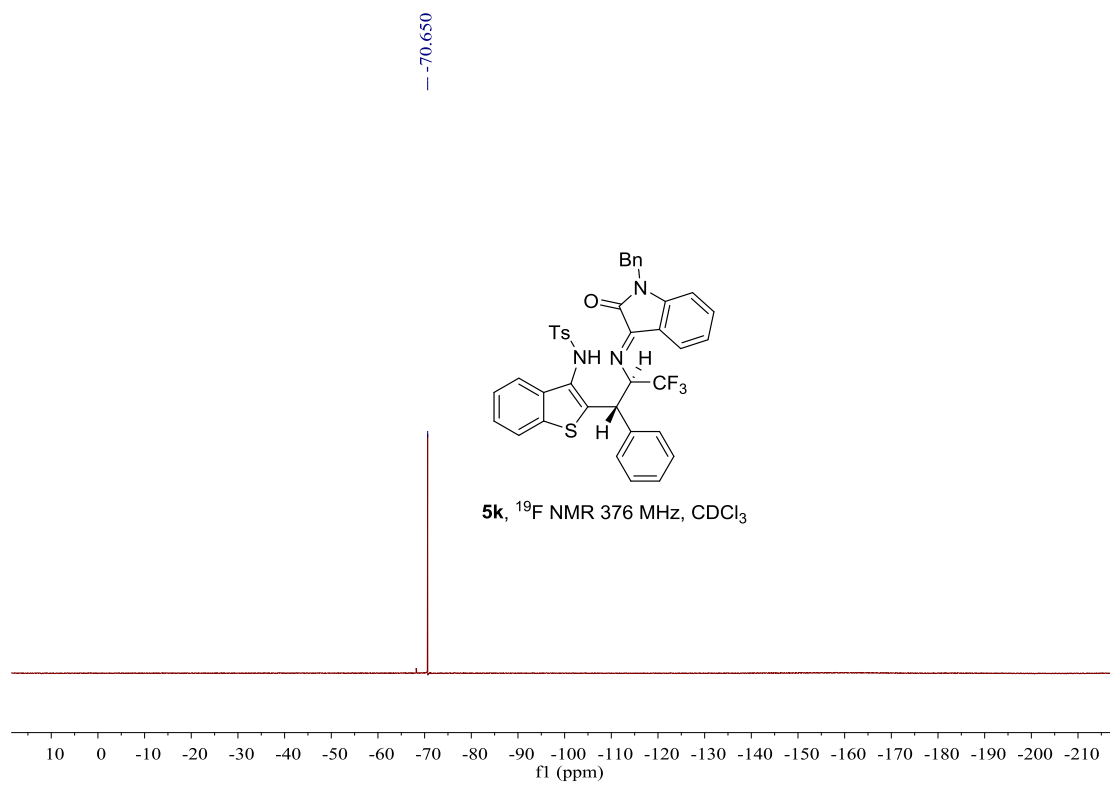
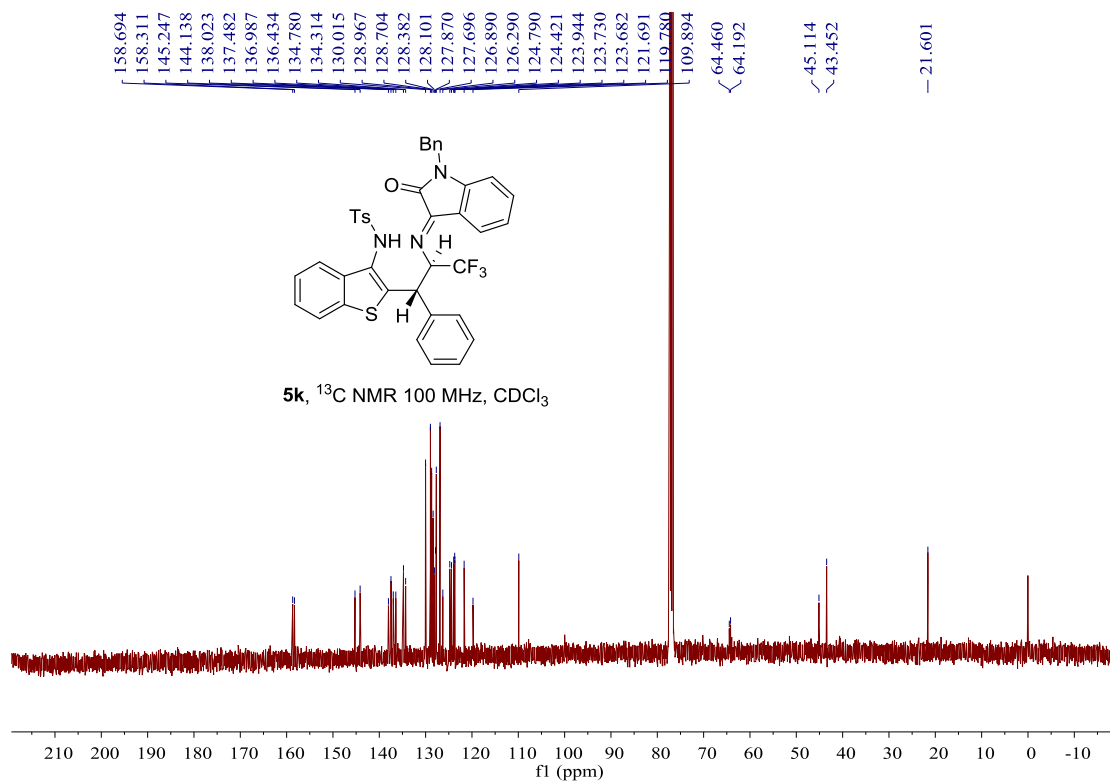


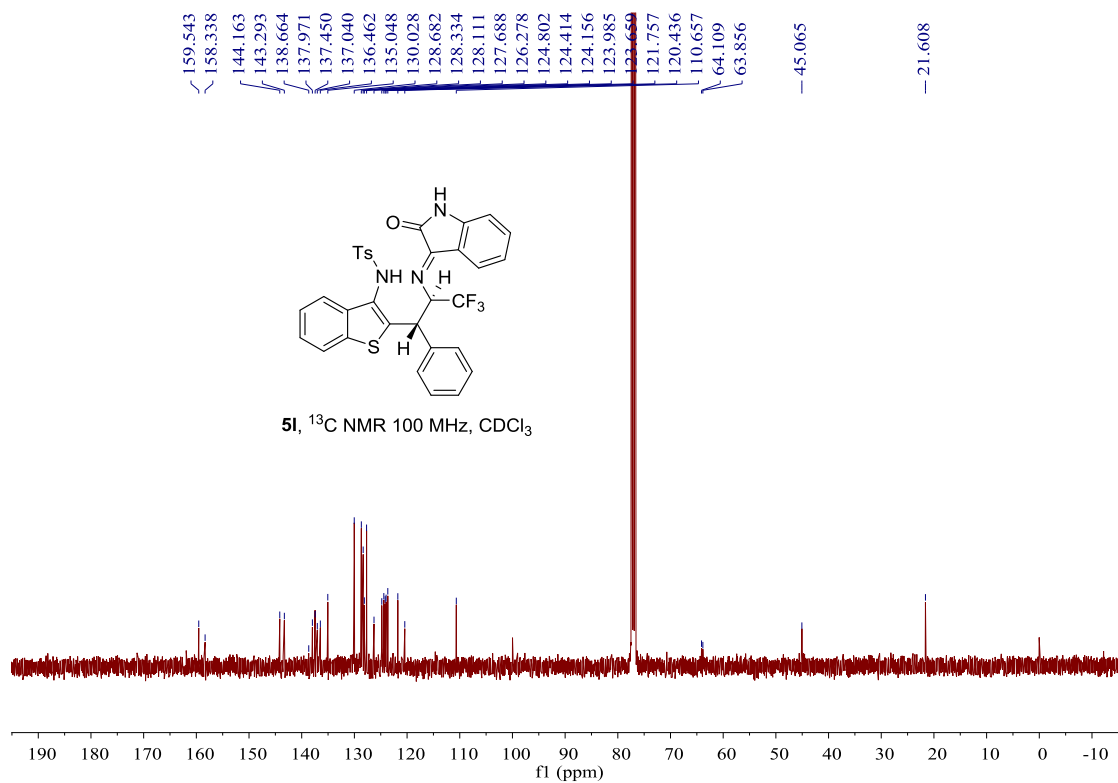
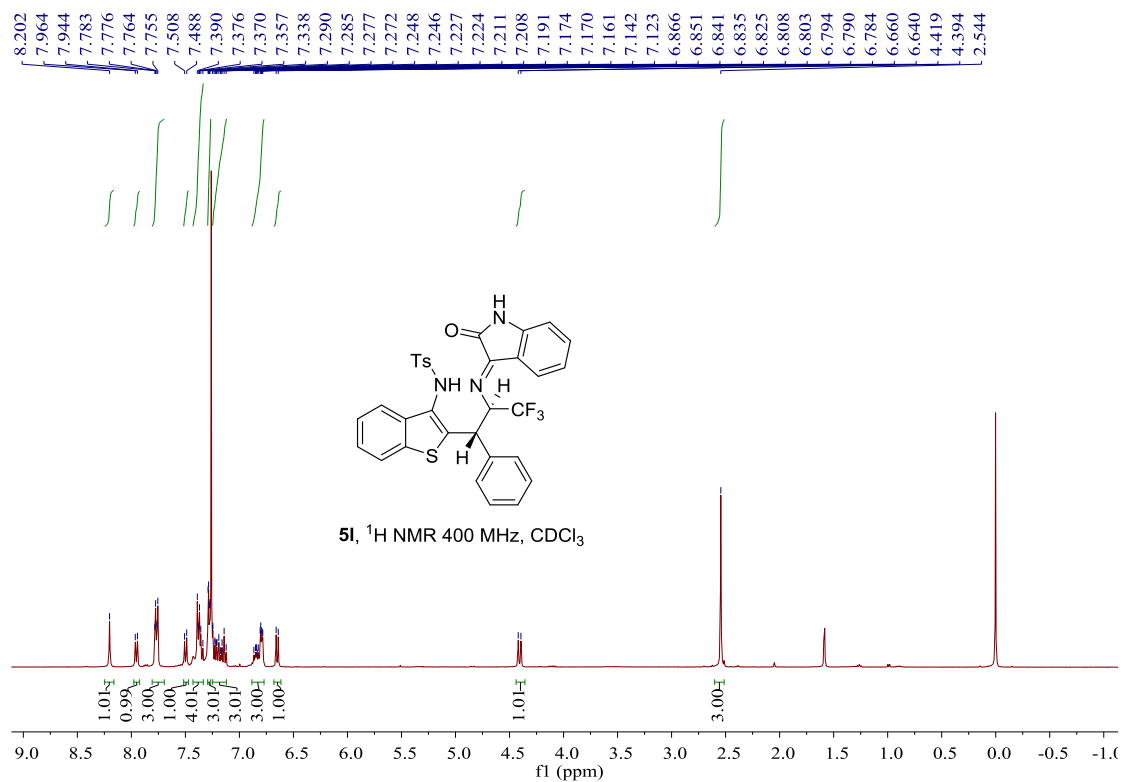




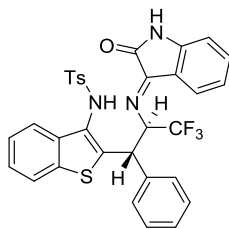




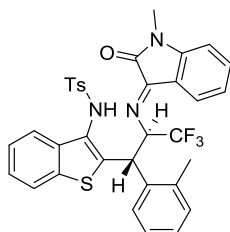
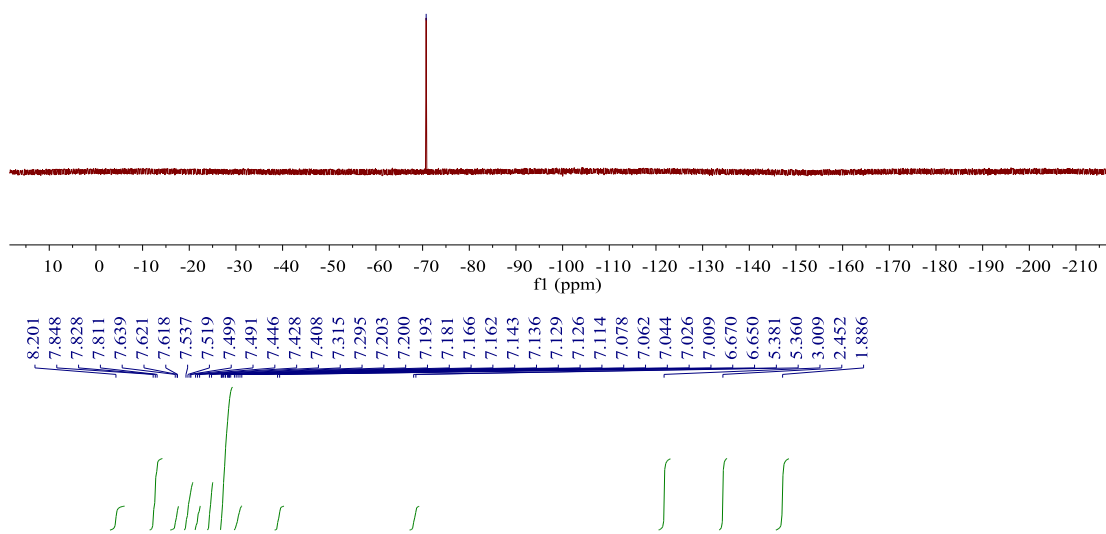




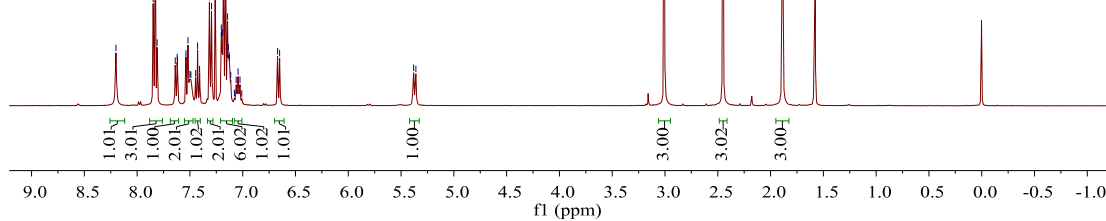
-70.762



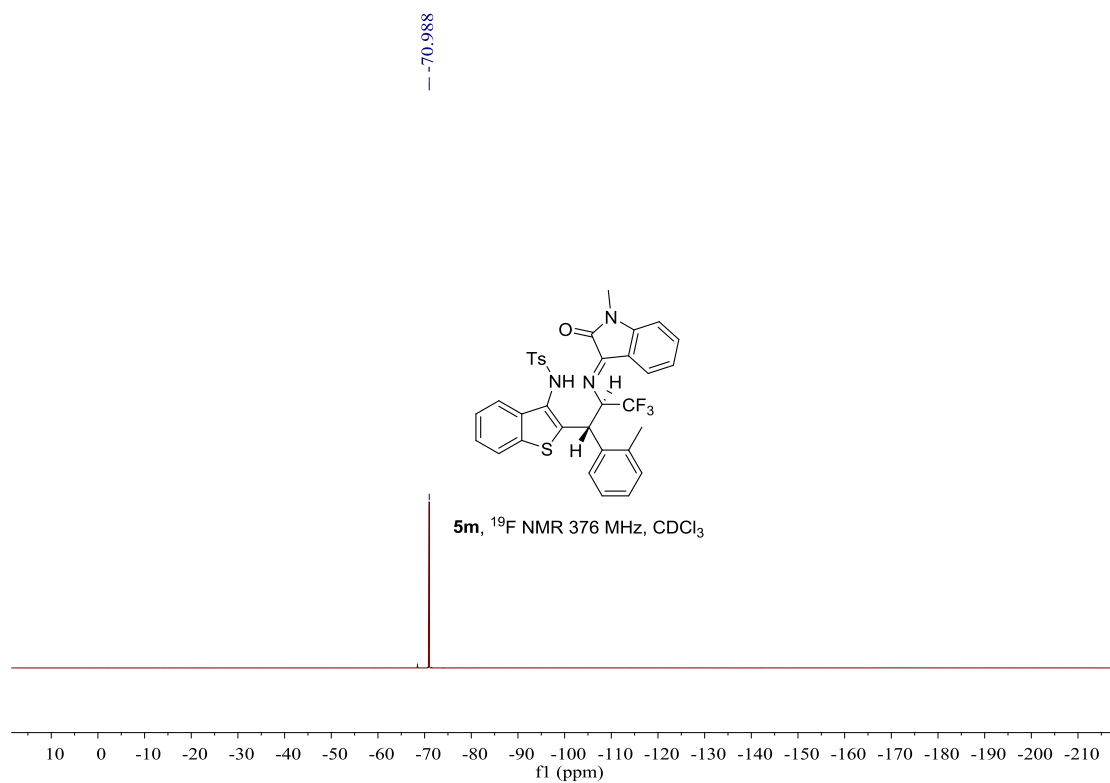
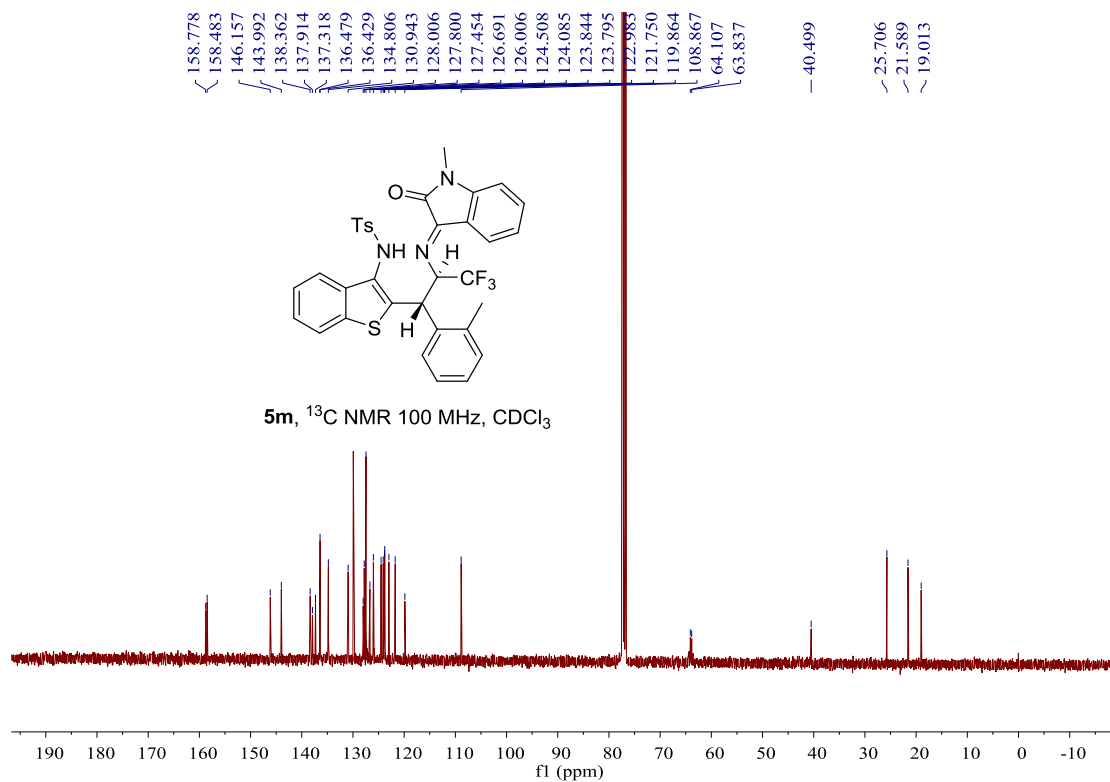
5l, <sup>19</sup>F NMR 376 MHz, CDCl<sub>3</sub>

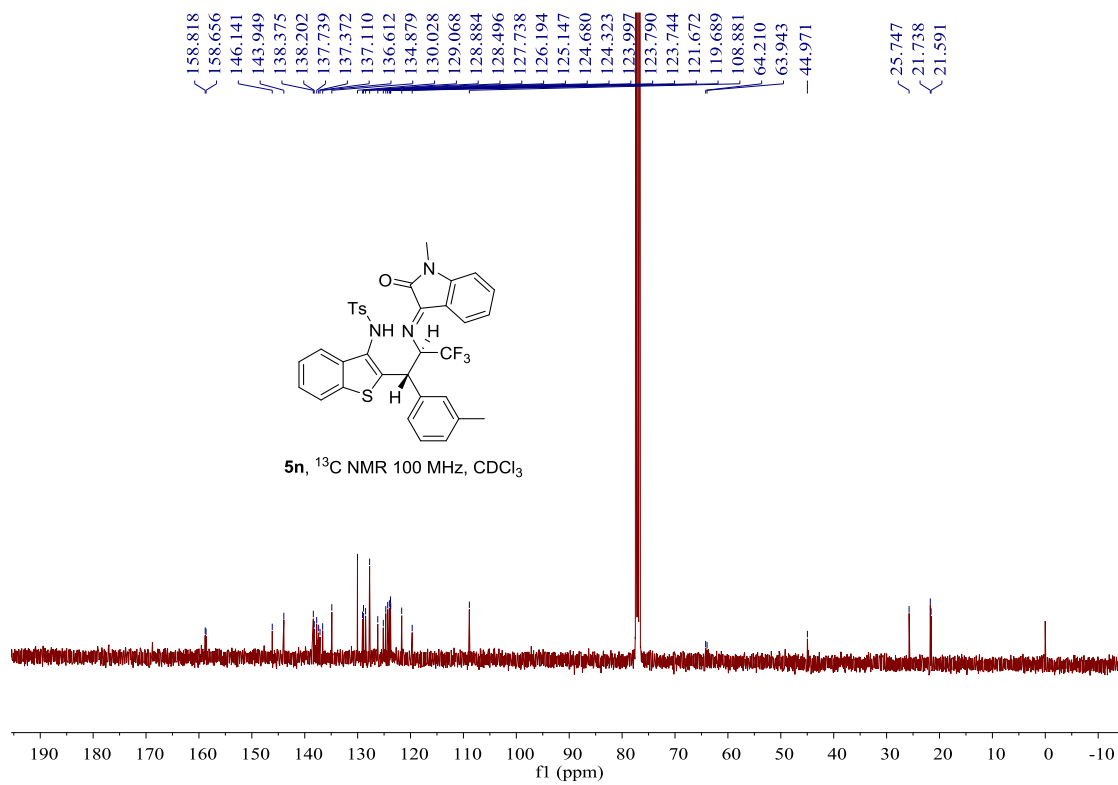
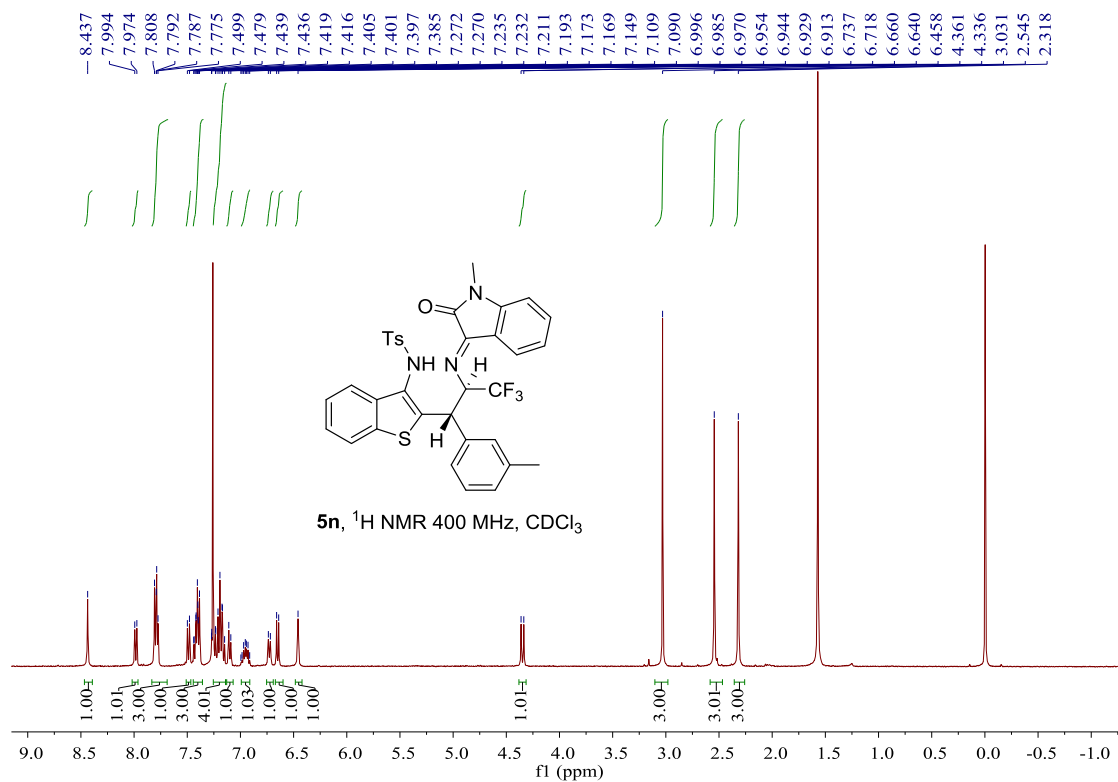


5m, <sup>1</sup>H NMR 400 MHz, CDCl<sub>3</sub>

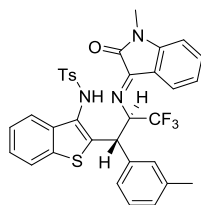




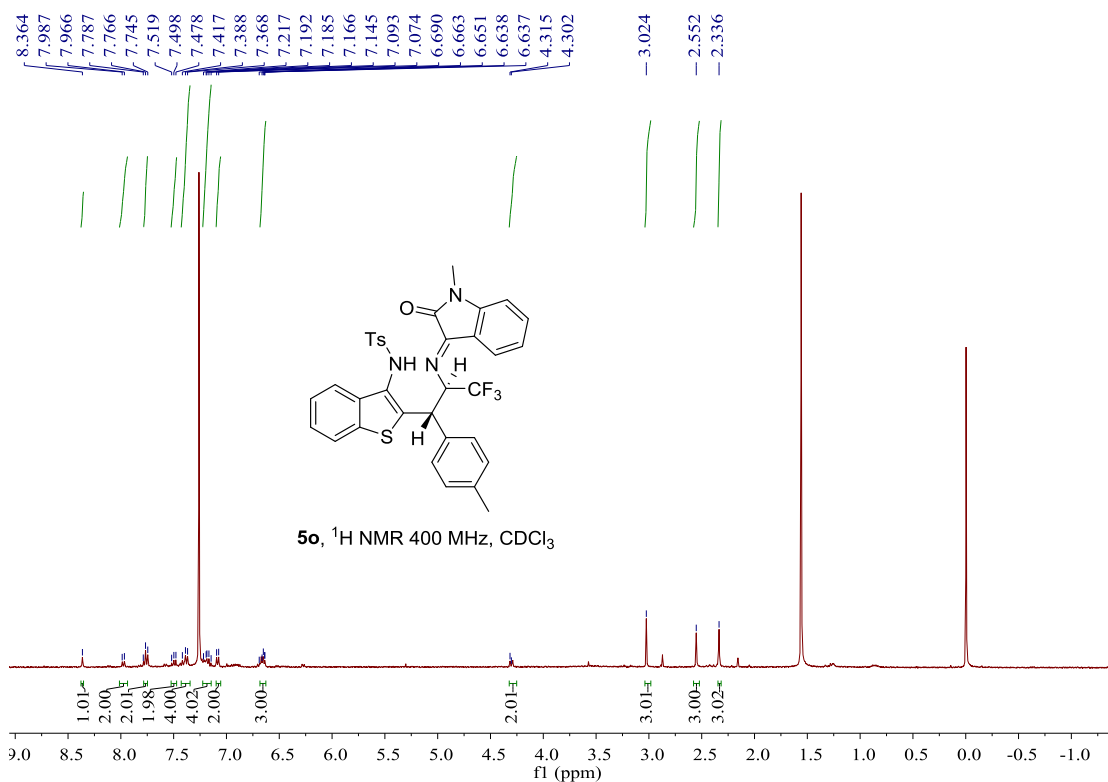
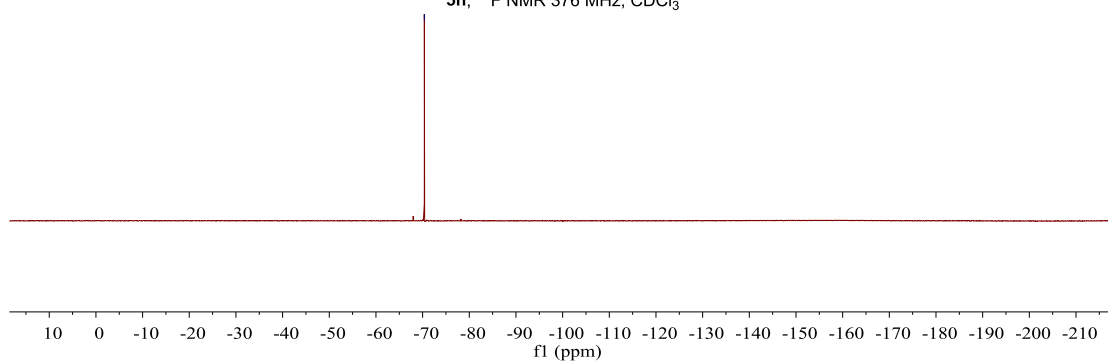


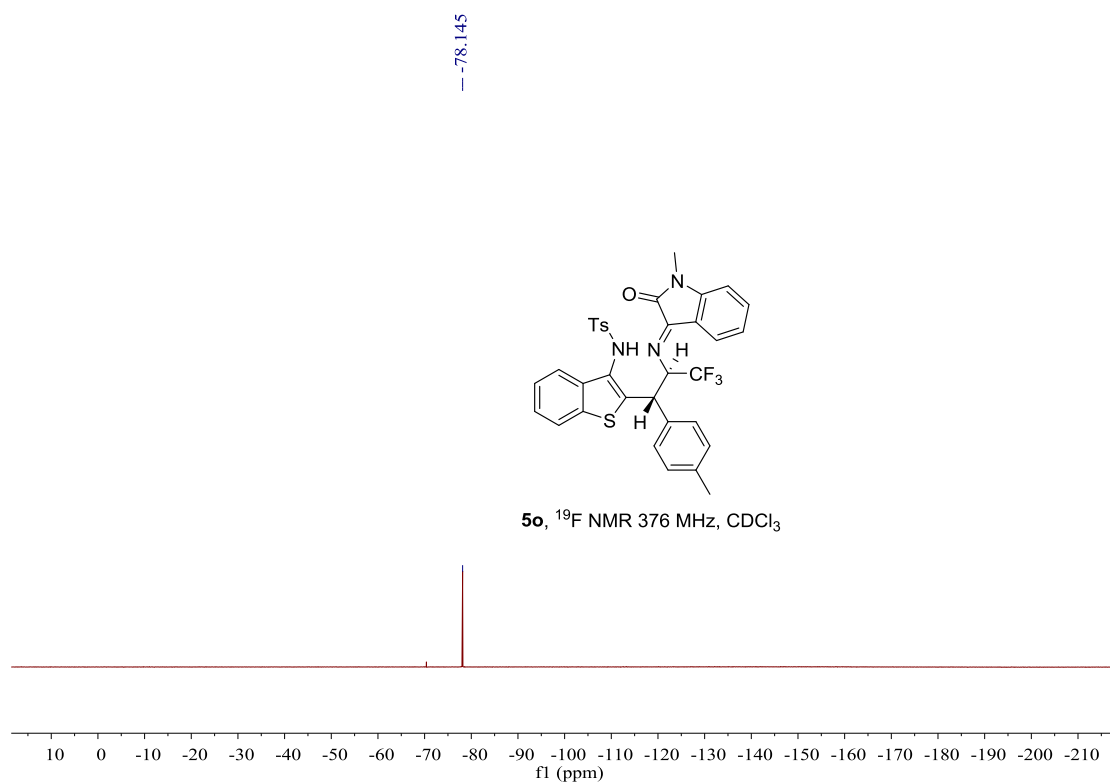
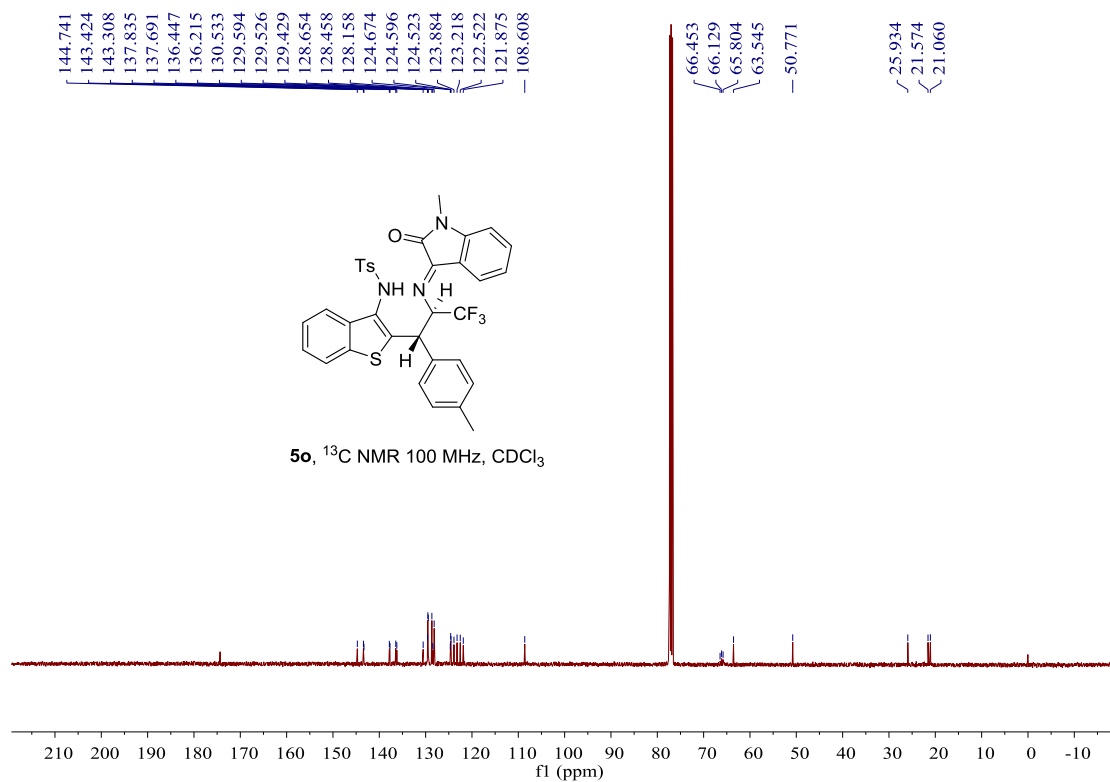


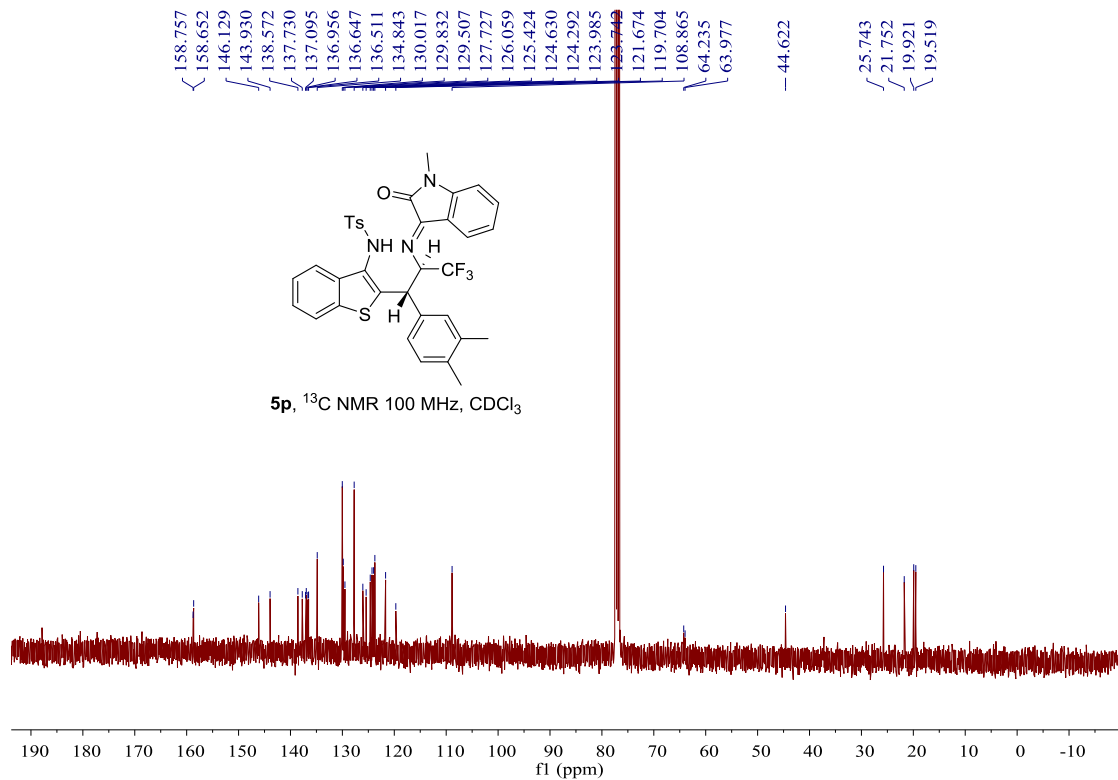
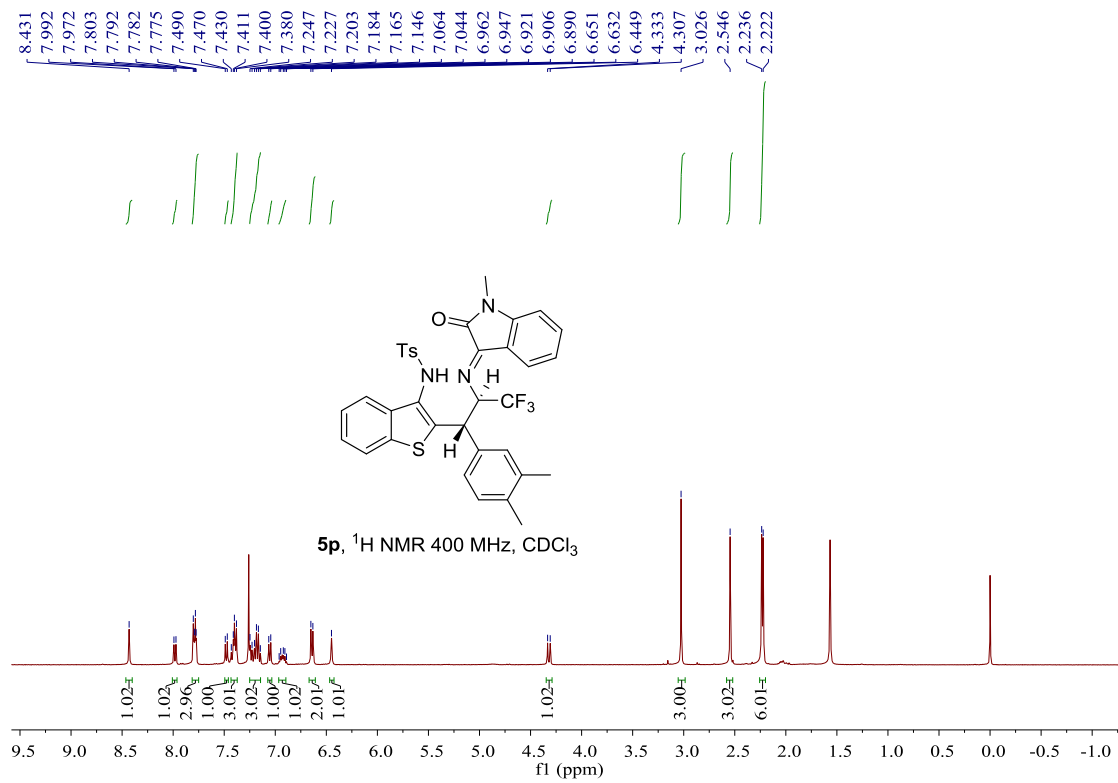
-70.372



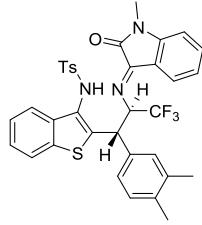
5n,  $^{19}\text{F}$  NMR 376 MHz,  $\text{CDCl}_3$



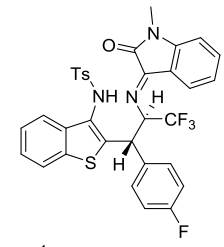
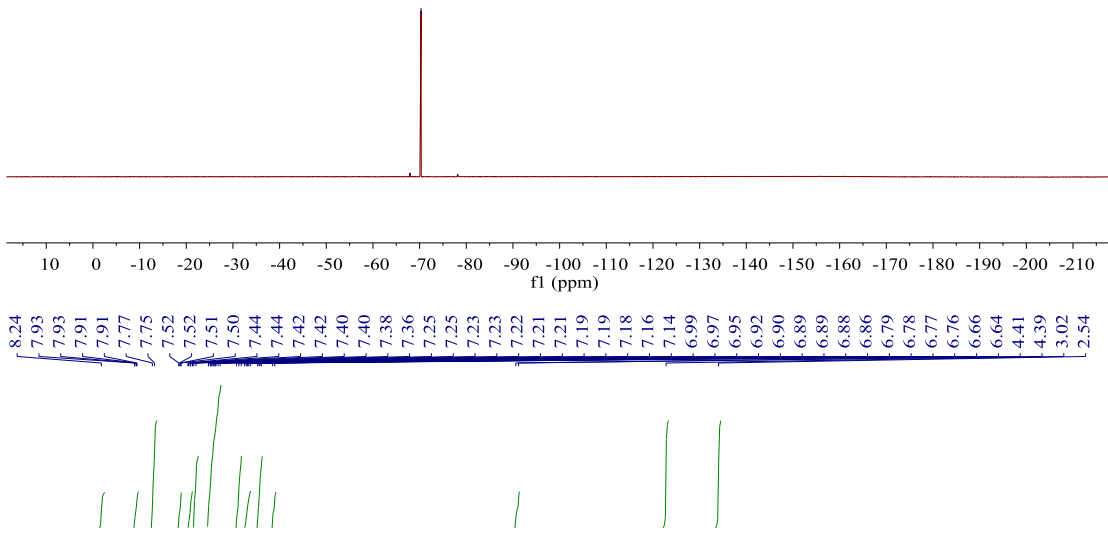




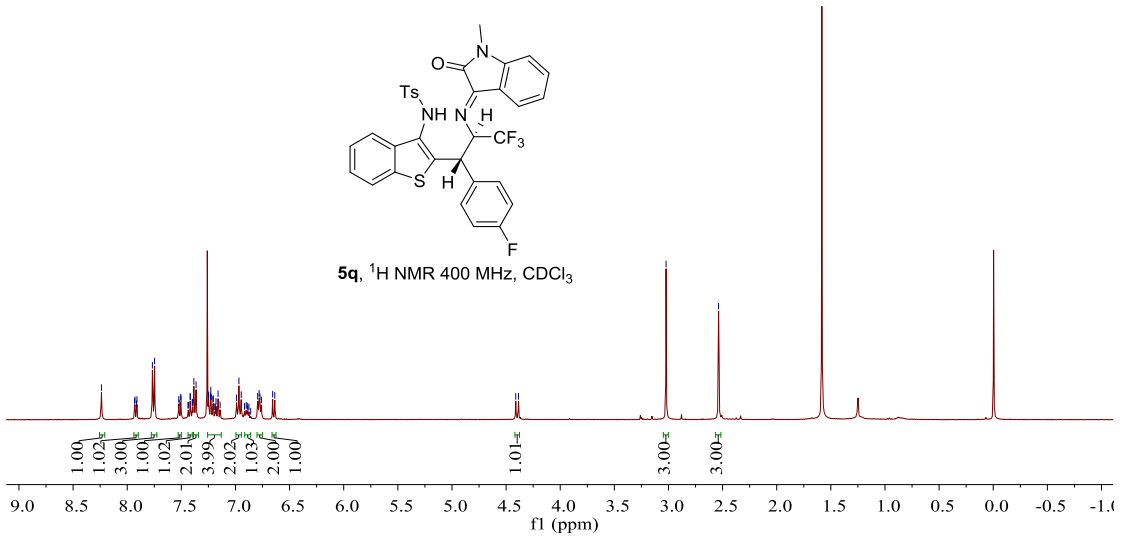
-70.306



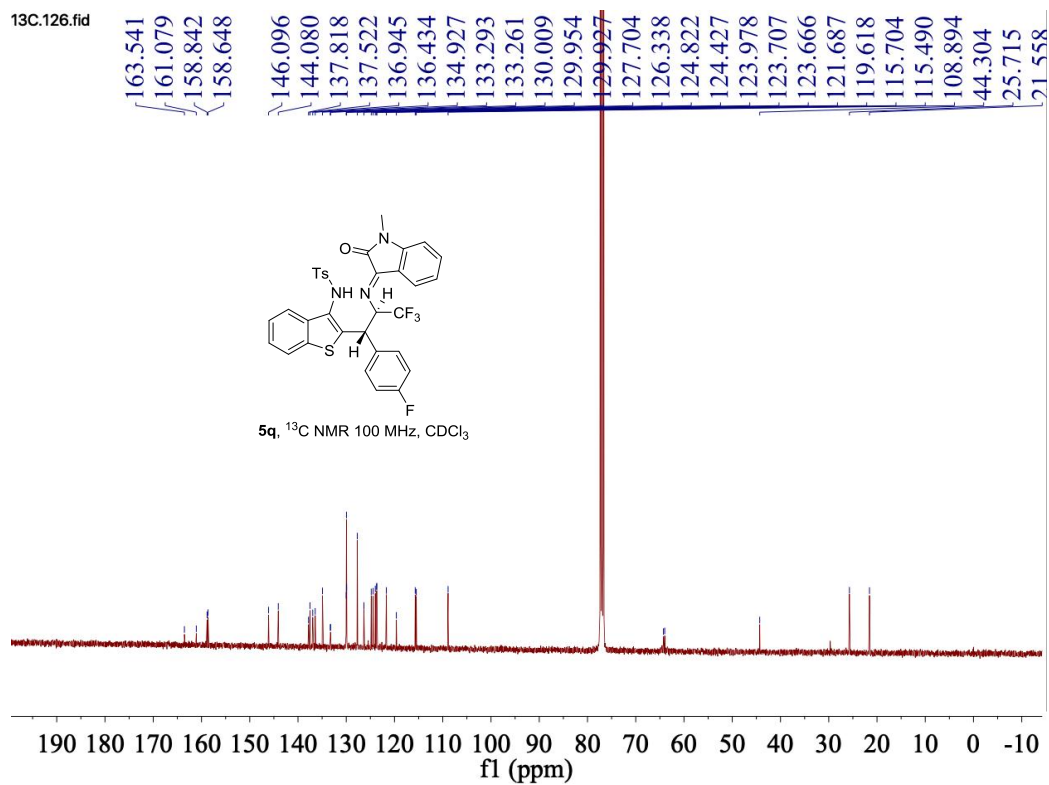
5p, <sup>19</sup>F NMR 376 MHz, CDCl<sub>3</sub>



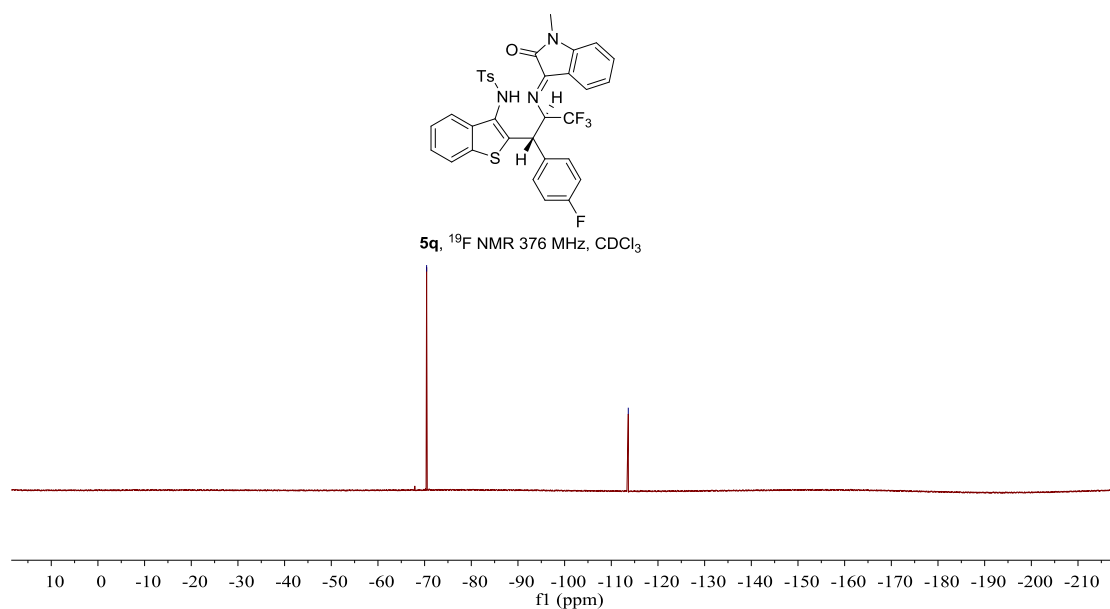
5q, <sup>1</sup>H NMR 400 MHz, CDCl<sub>3</sub>

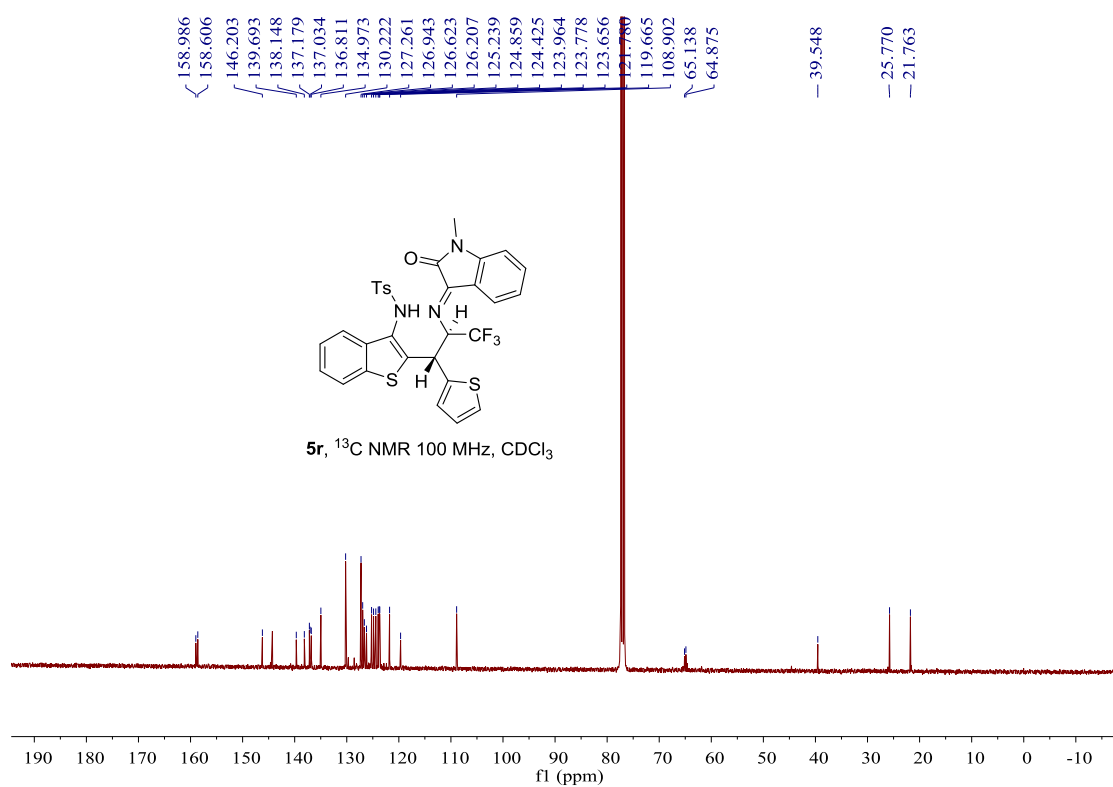
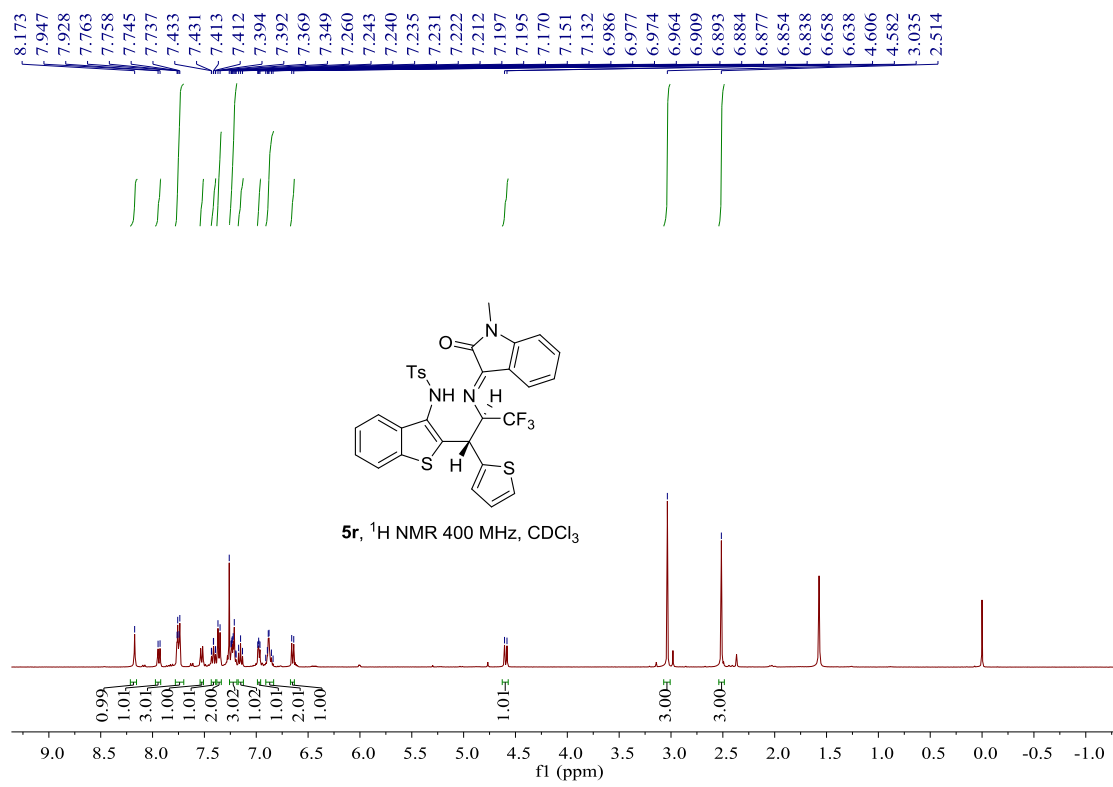


13C.126.fid

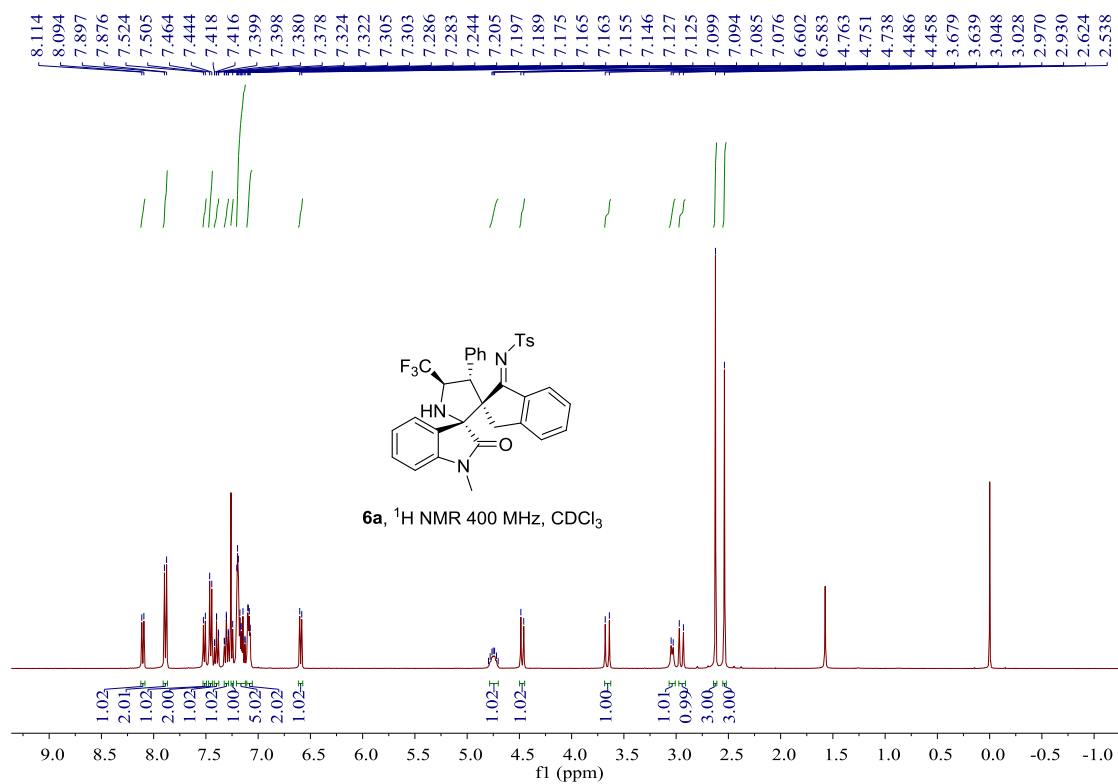
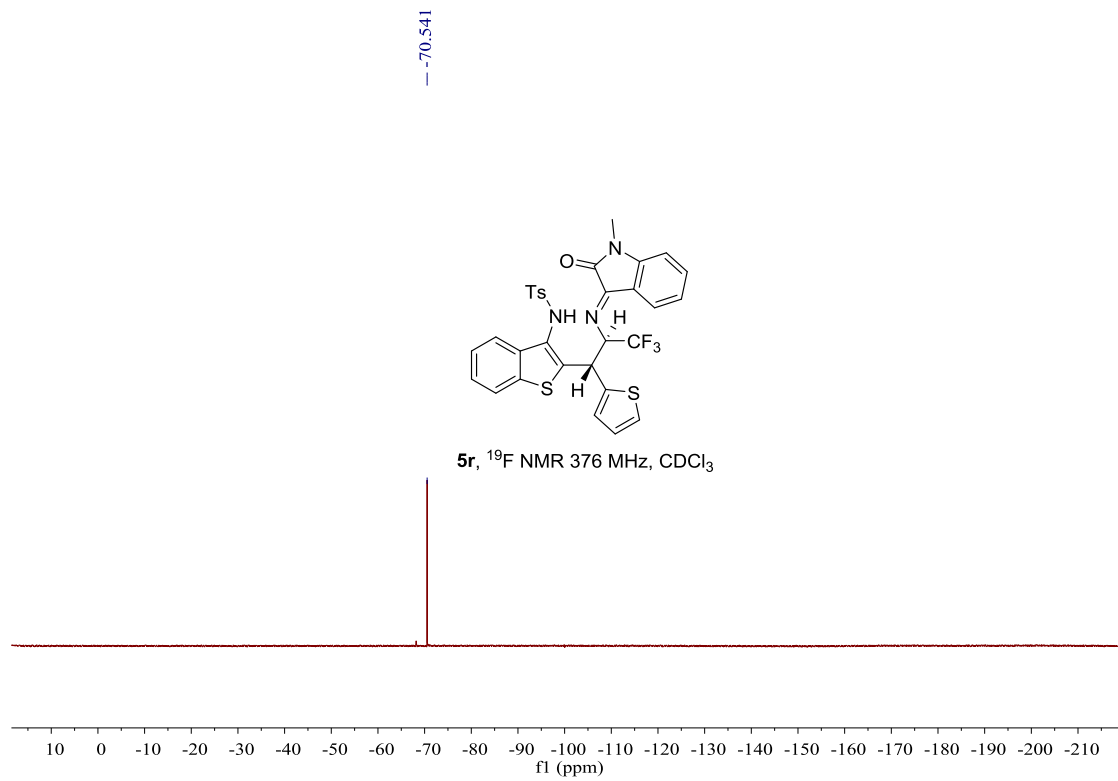


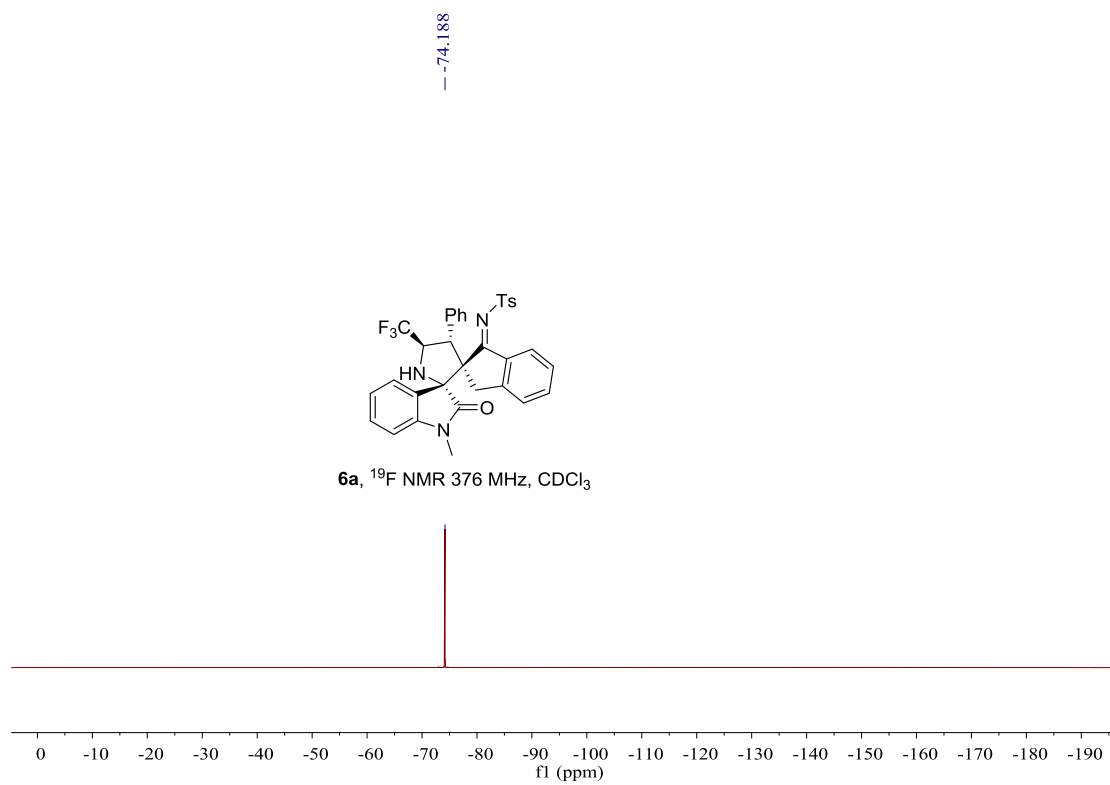
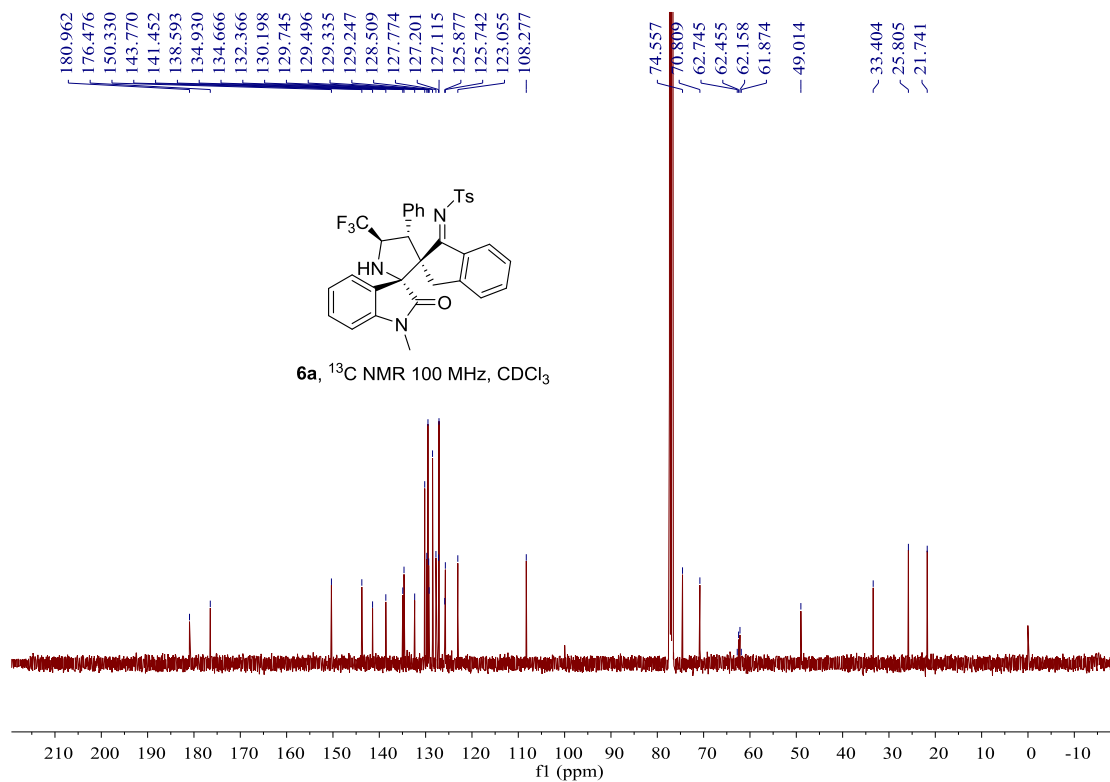
--70.43  
--113.64

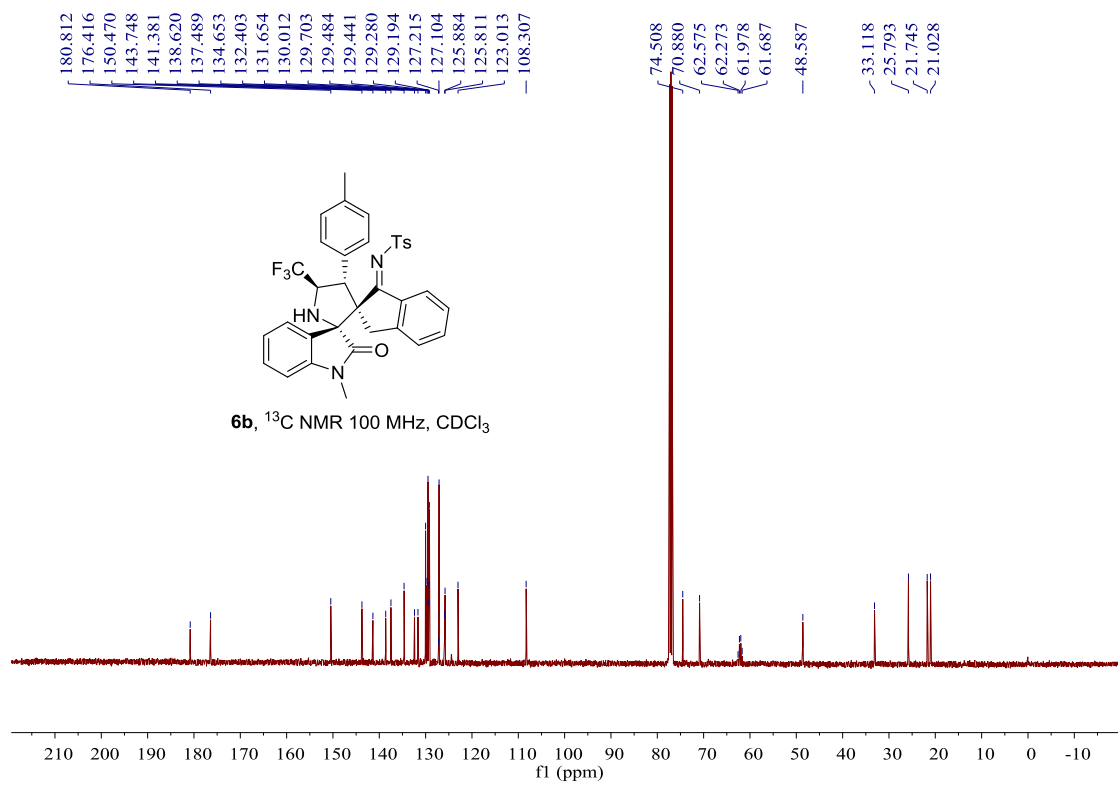
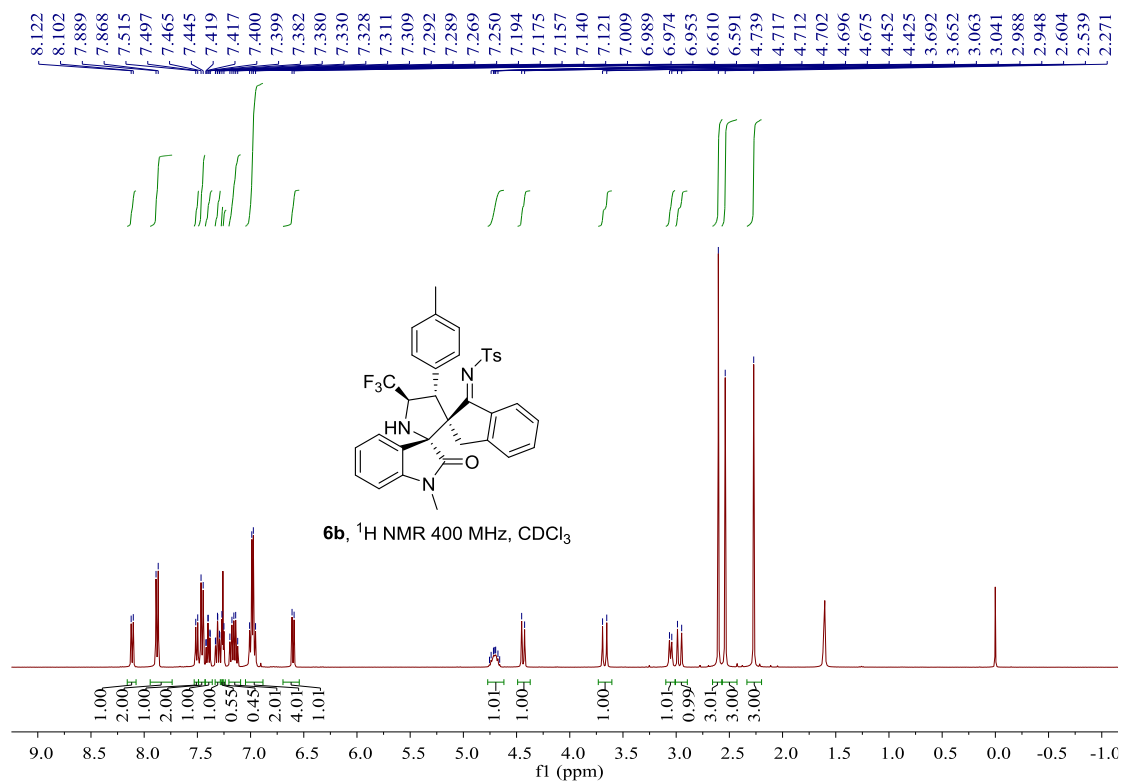




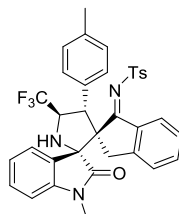




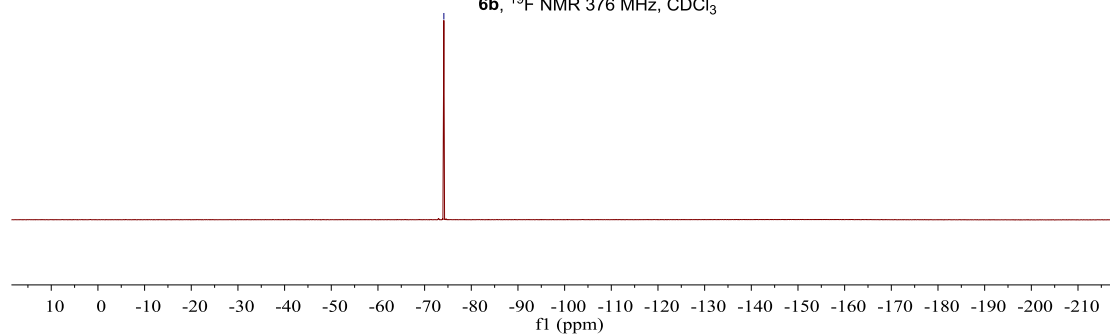




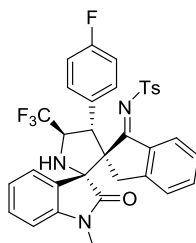

-74.123



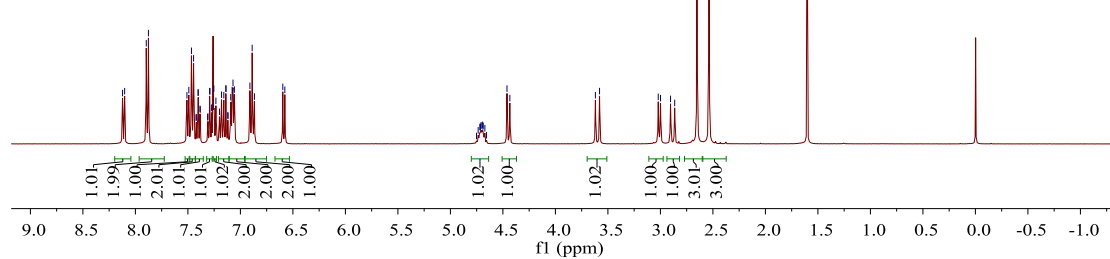
**6b**,  $^{19}\text{F}$  NMR 376 MHz,  $\text{CDCl}_3$

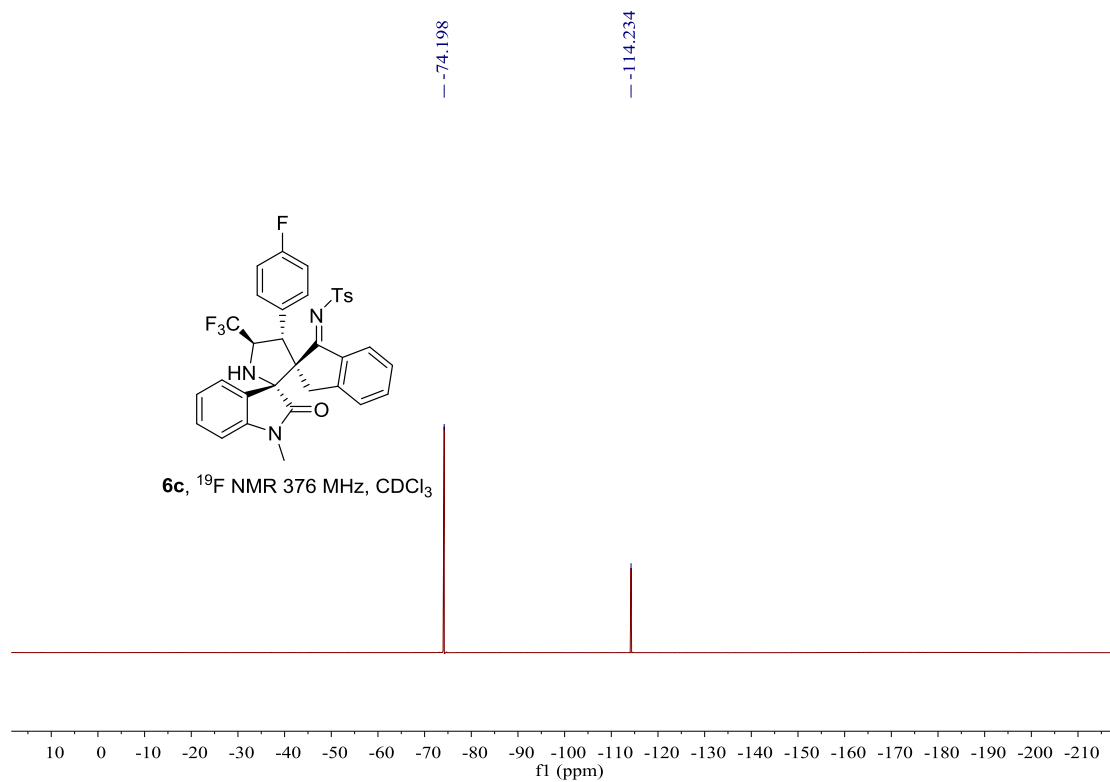
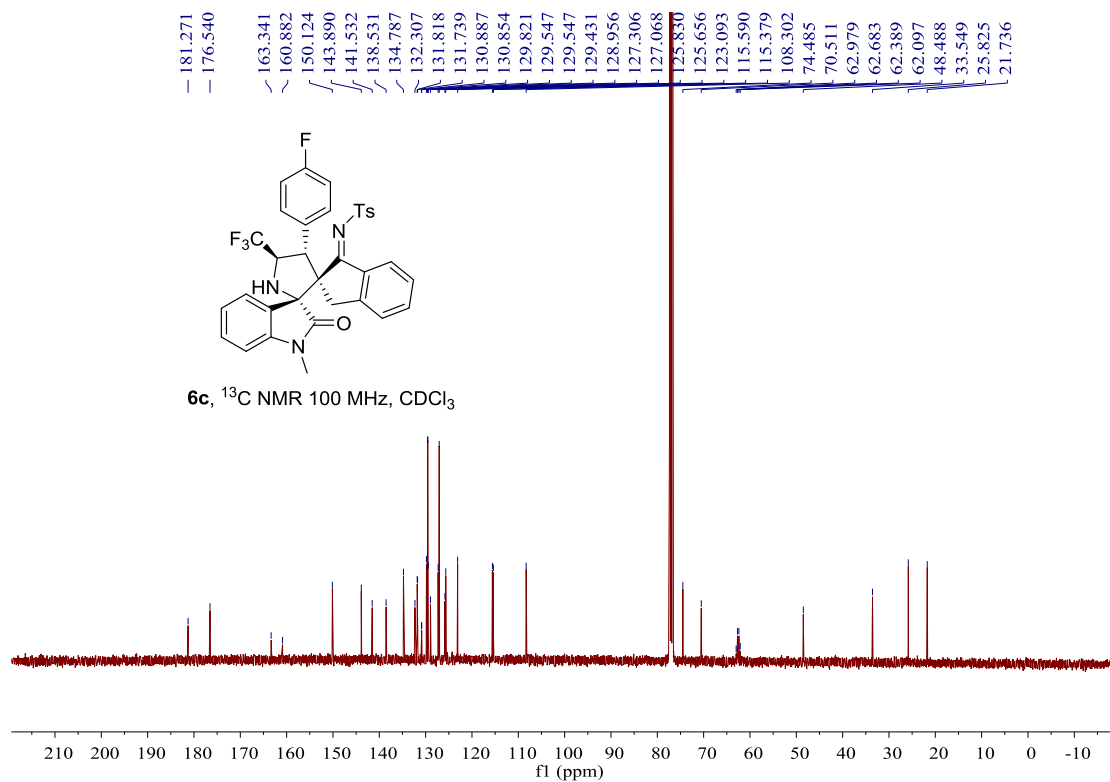


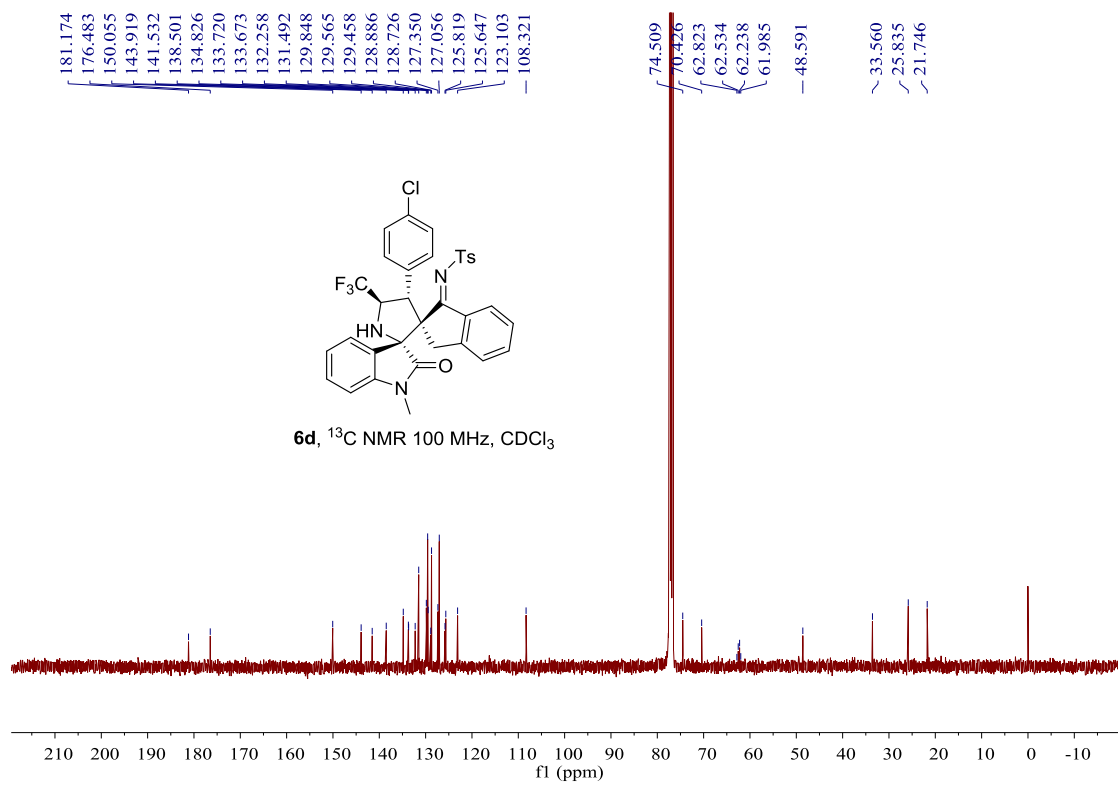
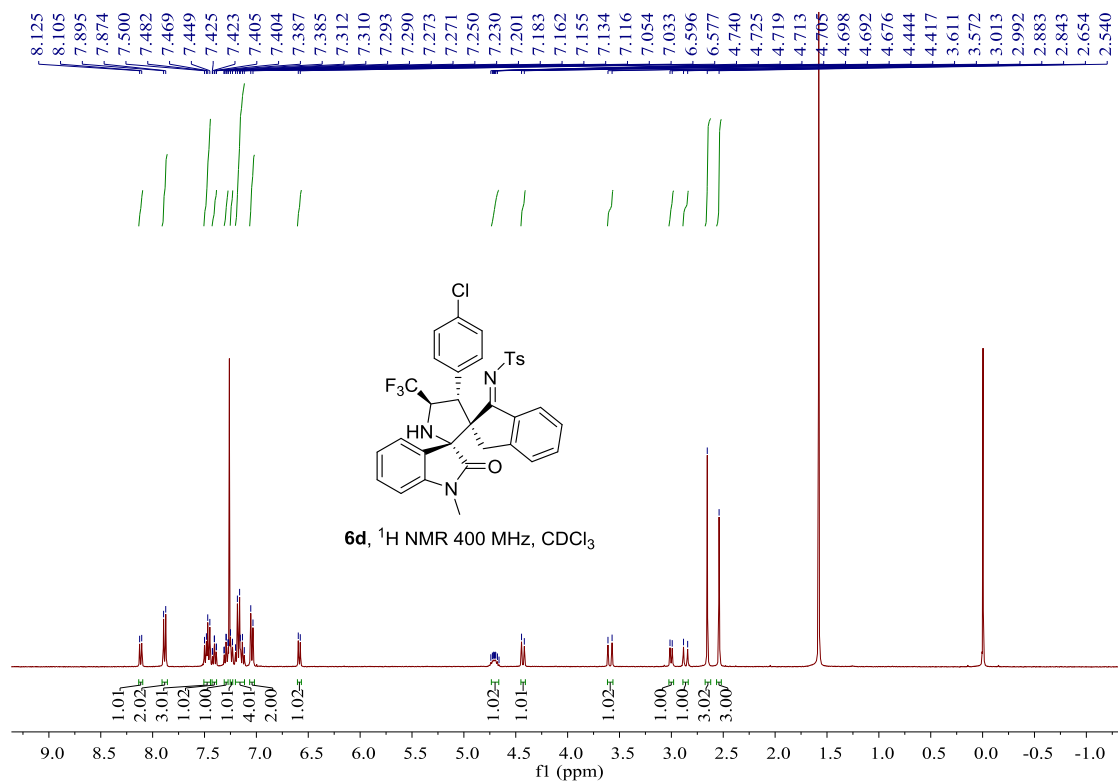
8.122  
8.103  
7.897  
7.876  
7.509  
7.491  
7.466  
7.446  
7.422  
7.420  
7.403  
7.402  
7.385  
7.383  
7.312  
7.310  
7.293  
7.290  
7.273  
7.271  
7.253  
7.233  
7.199  
7.180  
7.158  
7.137  
7.120  
7.118  
7.092  
7.079  
7.071  
7.057  
6.909  
6.888  
6.866  
6.596  
6.577  
4.708  
4.693  
4.461  
4.434  
3.619  
3.580  
3.020  
2.999  
2.903  
2.864  
2.651  
2.537



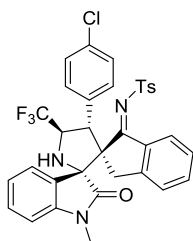
**6c**,  $^1\text{H}$  NMR 400 MHz,  $\text{CDCl}_3$



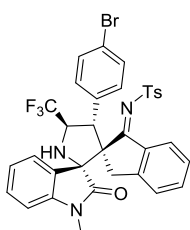
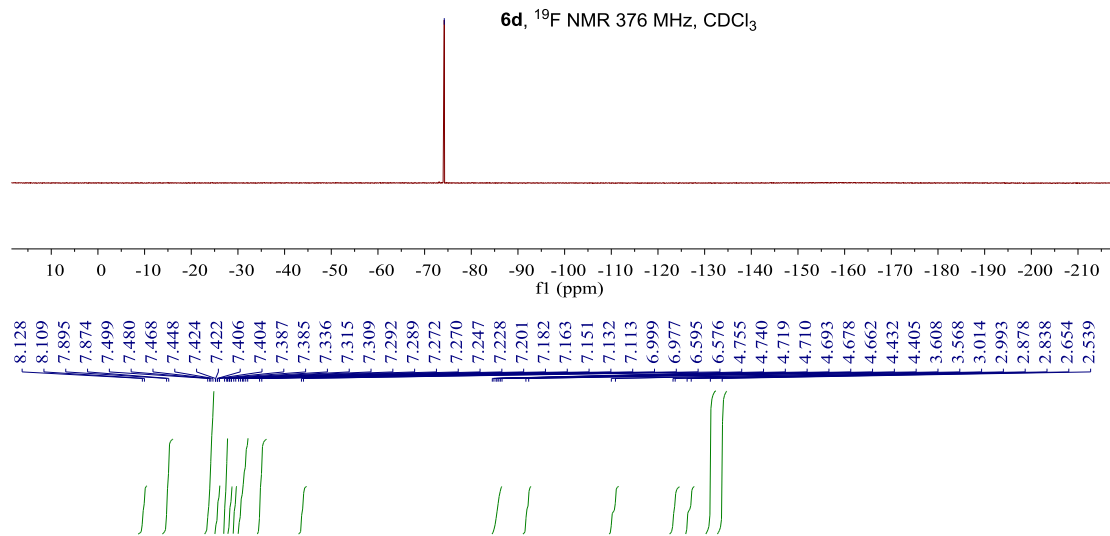




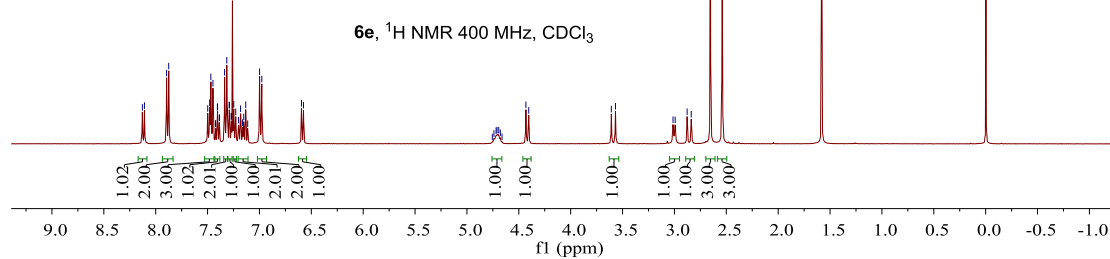
-- 74.212

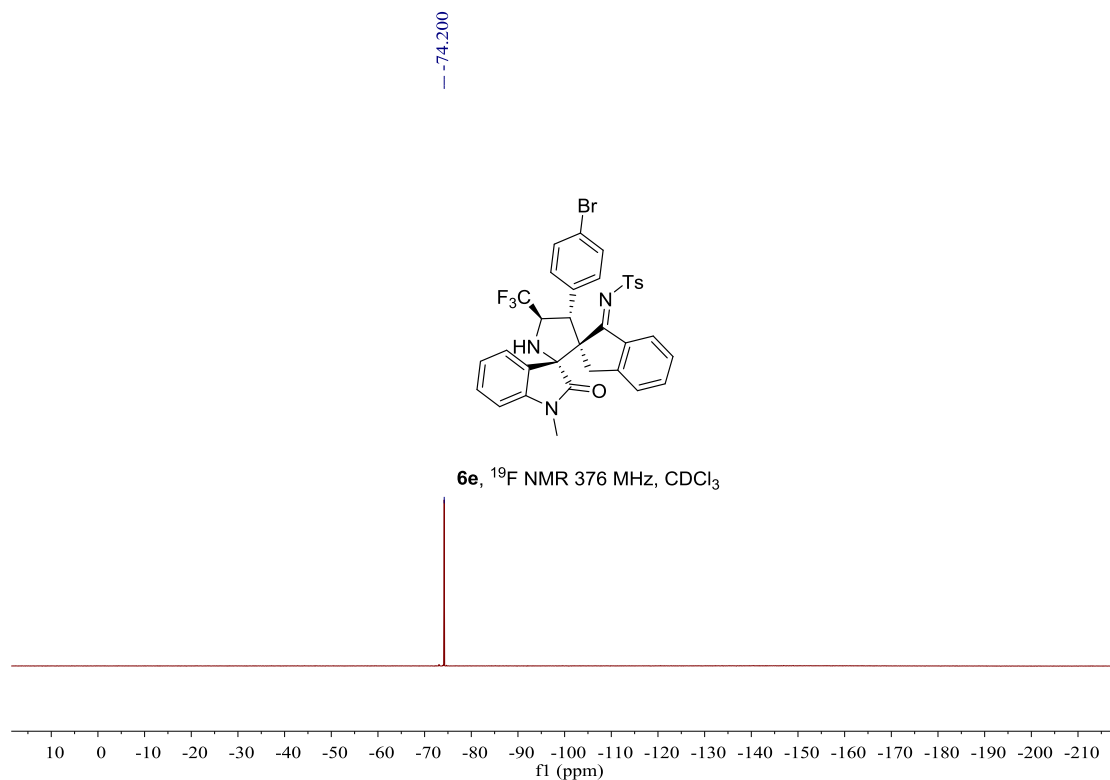
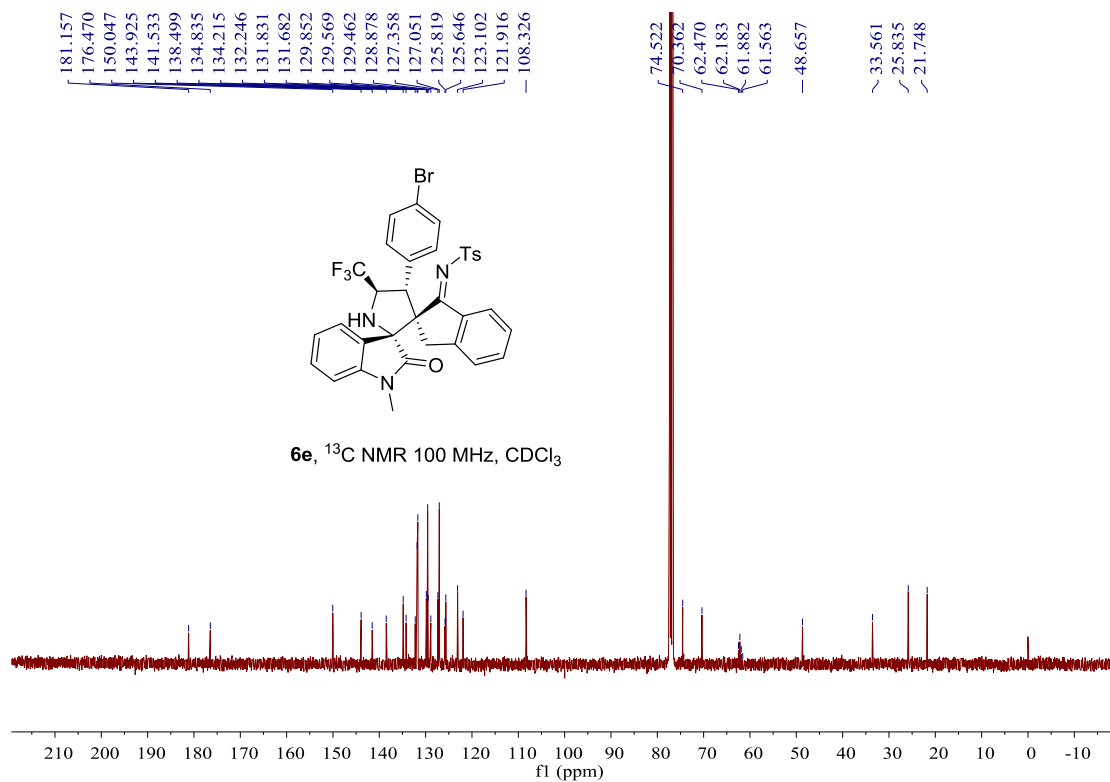


6d, <sup>19</sup>F NMR 376 MHz, CDCl<sub>3</sub>

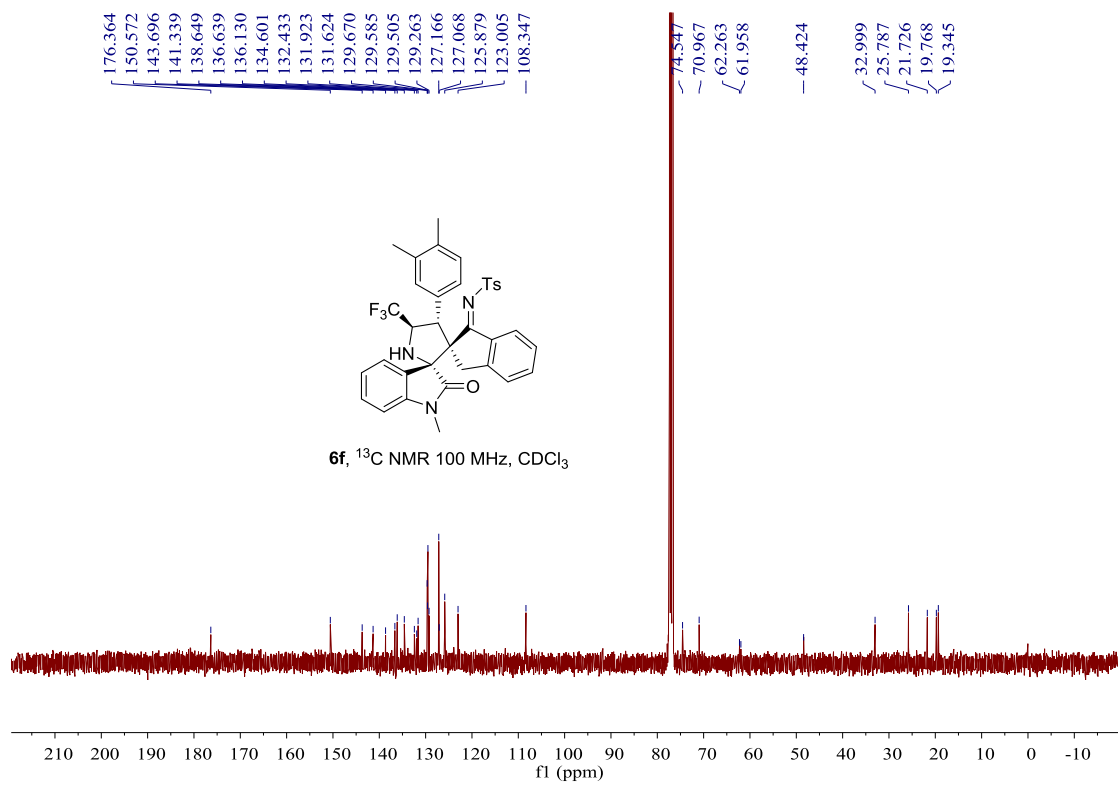
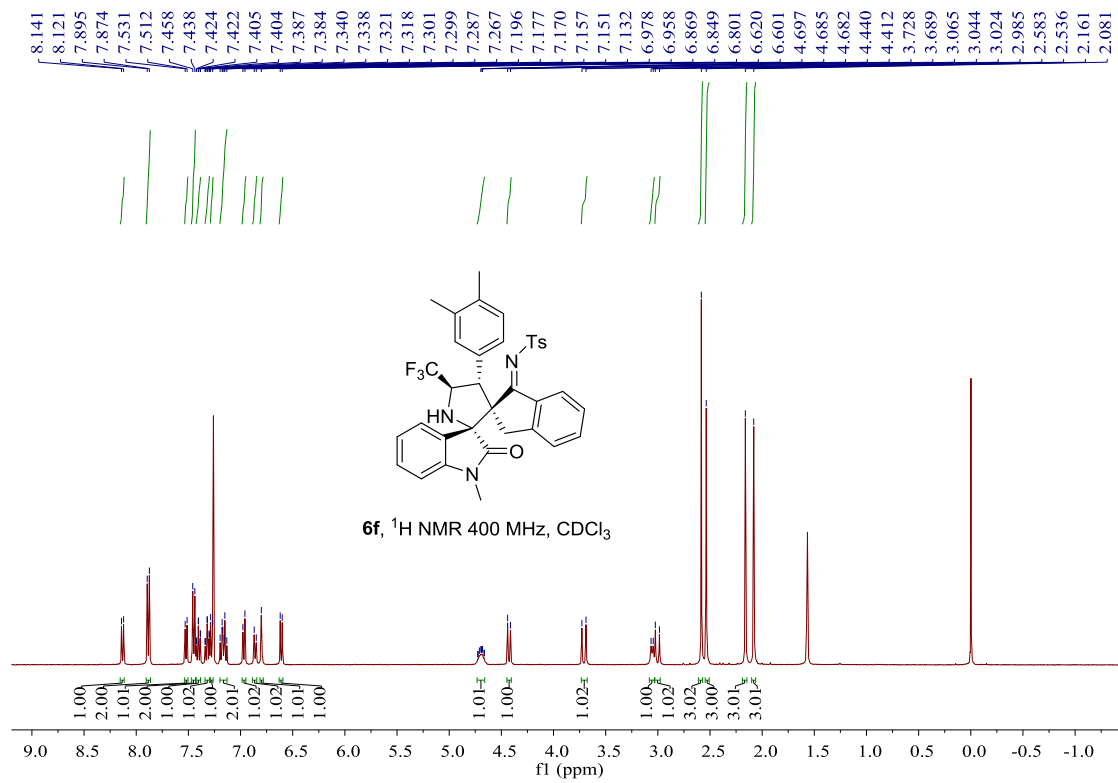


6e, <sup>1</sup>H NMR 400 MHz, CDCl<sub>3</sub>

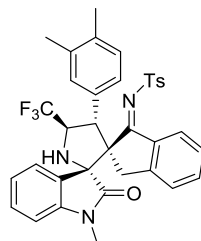




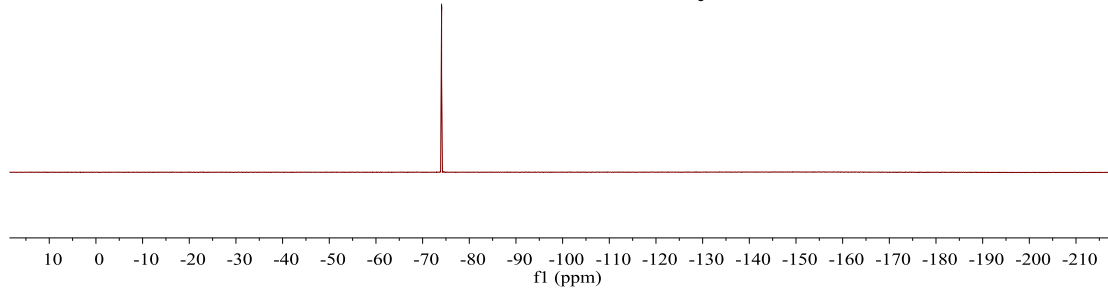




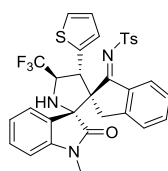
--74.067



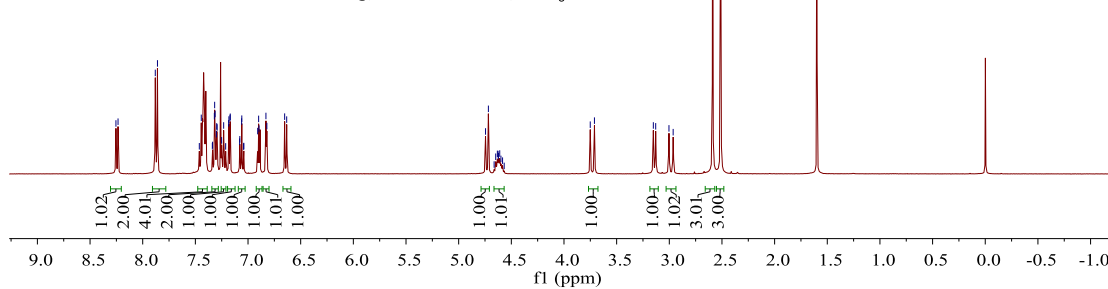
**6f**,  $^{19}\text{F}$  NMR 376 MHz,  $\text{CDCl}_3$



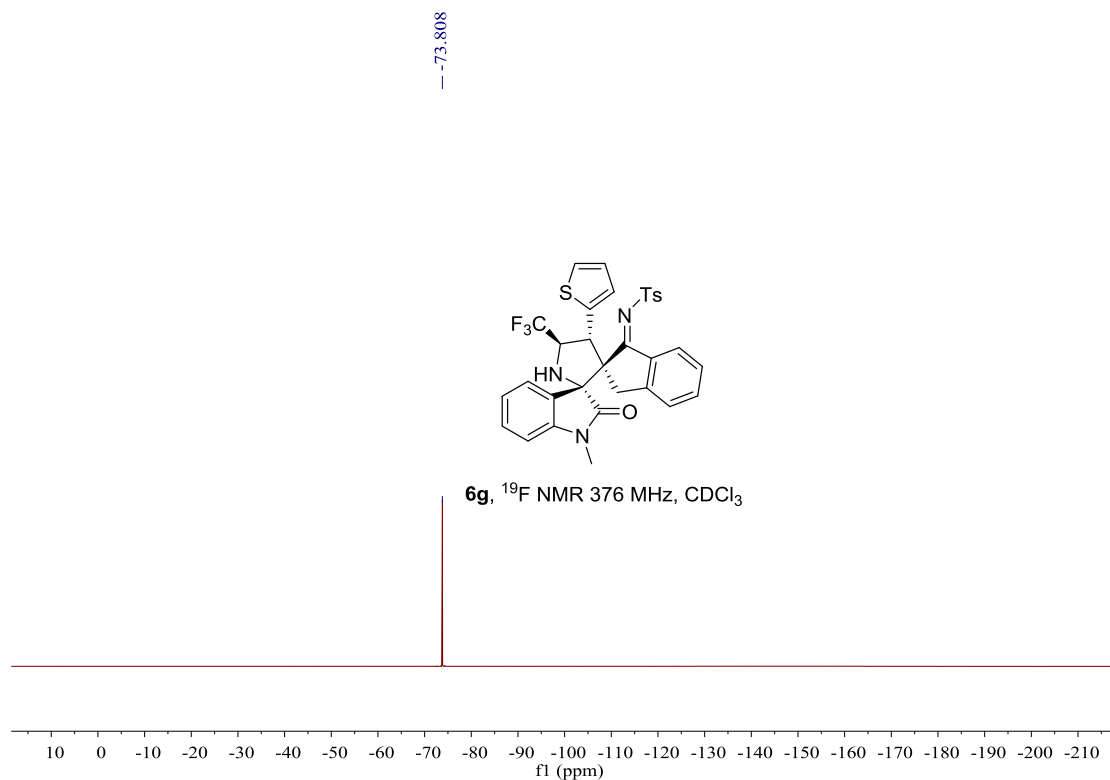
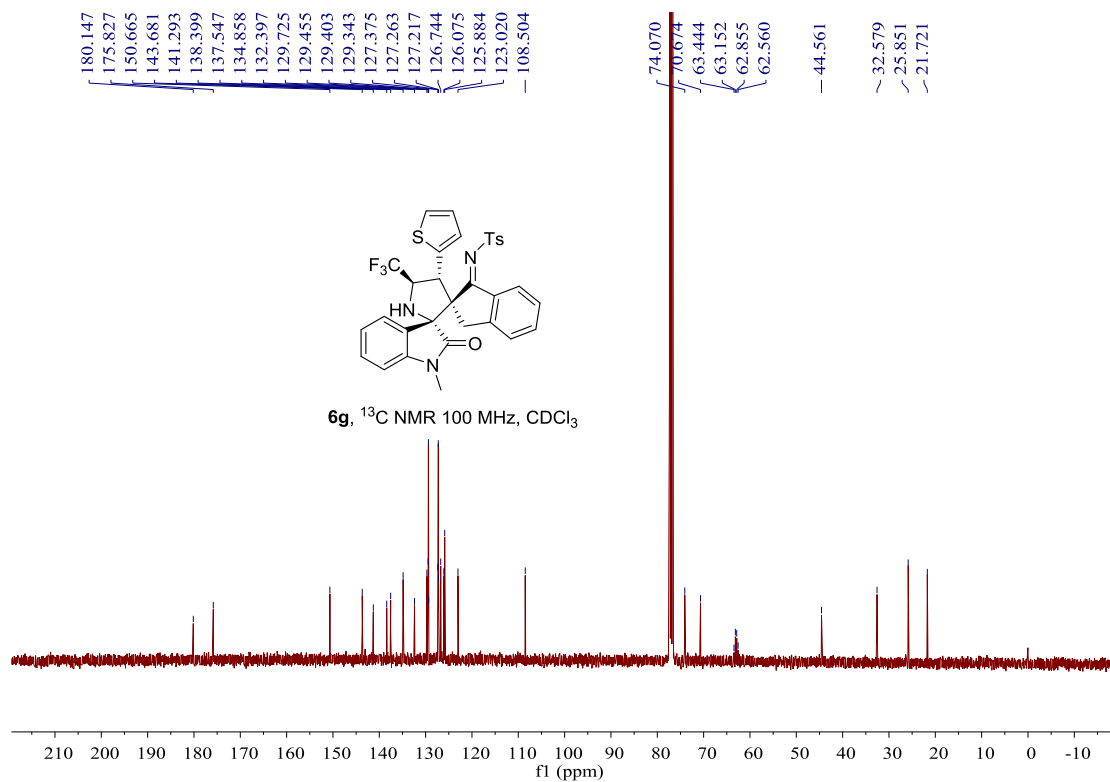
8.254  
8.234  
7.881  
7.860  
7.463  
7.444  
7.339  
7.337  
7.320  
7.317  
7.313  
7.300  
7.297  
7.293  
7.251  
7.231  
7.212  
7.184  
7.182  
7.171  
7.169  
7.080  
7.078  
7.059  
7.042  
7.040  
6.908  
6.899  
6.896  
6.830  
6.821  
6.652  
6.633  
6.633  
4.718  
4.648  
4.633  
4.626  
4.622  
4.610  
4.599  
4.599  
3.751  
3.711  
3.152  
3.129  
3.003  
2.963  
2.589  
2.513

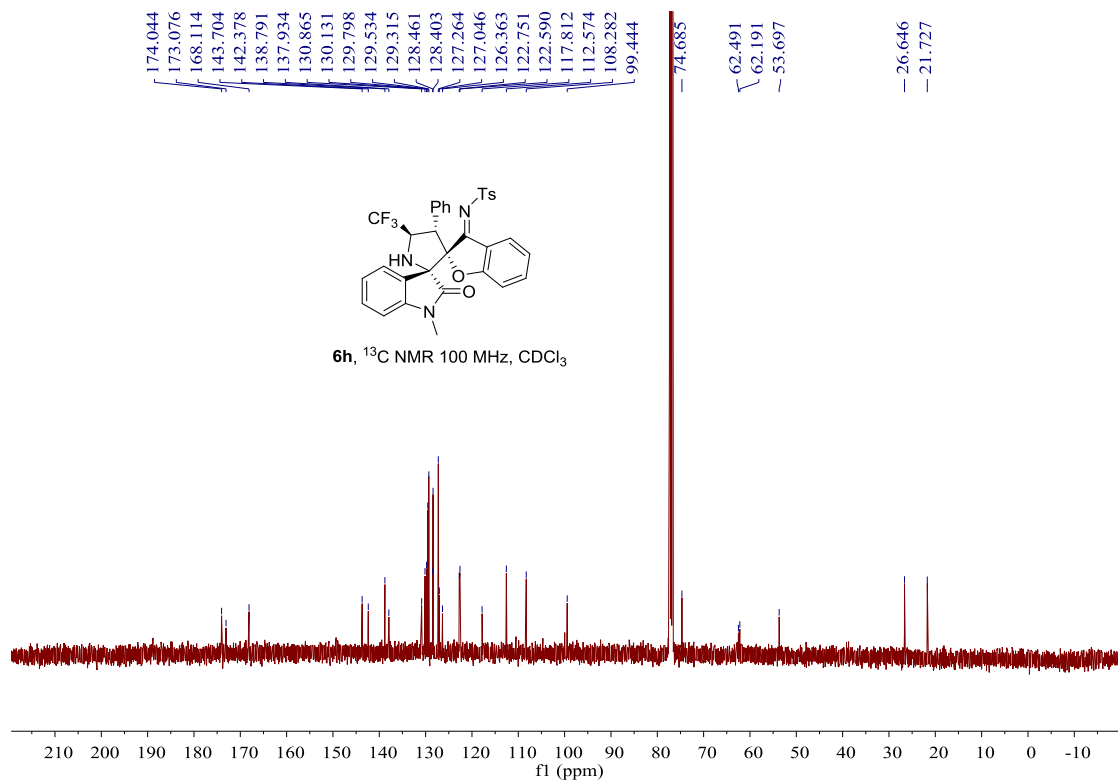
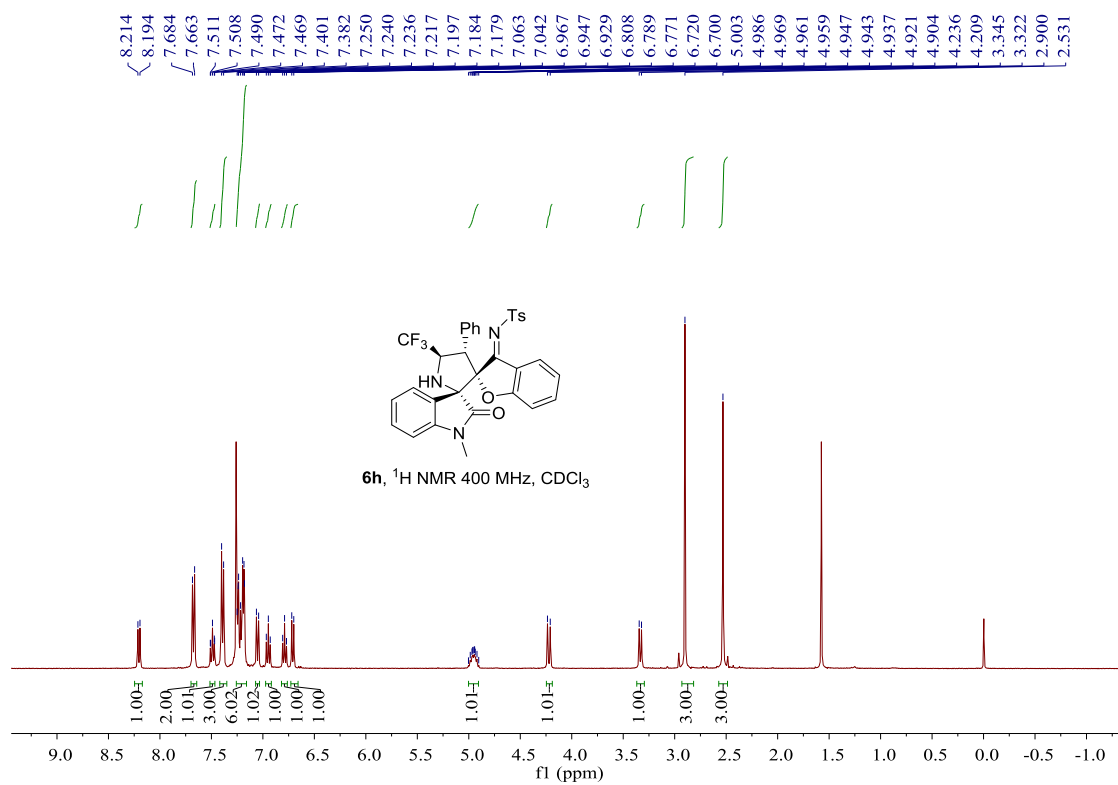


**6g**,  $^1\text{H}$  NMR 400 MHz,  $\text{CDCl}_3$

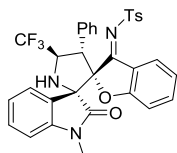


1.02  
2.00  
4.01  
2.00  
1.00  
1.00  
1.01  
1.00  
1.00  
1.01  
1.00  
1.00  
1.01  
1.01  
1.00  
1.01  
1.01  
1.00  
1.02  
3.01  
3.00

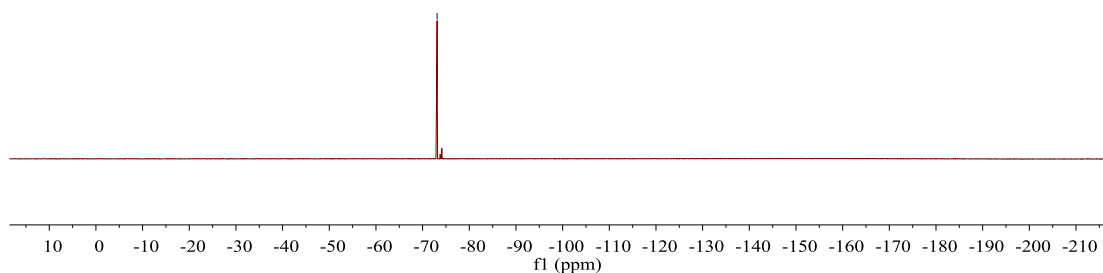




--73.112



6h, <sup>19</sup>F NMR 376 MHz, CDCl<sub>3</sub>



## 9. Computational details and archive entries

**Table S2.** Cartesian coordinates of the stationary points for the complexation between **1a** and DMAP, optimized at the B3LYP/6-31G\* level of theory in CH<sub>3</sub>CN.

Species Name	Cartesian Coordinates			
<b>1a</b>	6	-2.872236000	2.098798000	-0.002196000
	6	-1.466788000	2.234696000	0.013184000
	6	-0.919526000	3.532543000	0.038128000
	6	-1.760564000	4.638824000	0.046036000
	6	-3.153269000	4.476935000	0.028868000
	6	-3.720998000	3.204904000	0.004589000
	6	-1.768725000	-0.181288000	-0.014717000
	6	-0.781105000	0.935104000	-0.000780000
	1	0.150069000	3.683808000	0.052501000
	1	-1.332493000	5.635907000	0.065776000
	1	-3.799488000	5.349762000	0.034930000
	1	-4.798911000	3.078029000	-0.008273000
	16	-3.436158000	0.427203000	-0.029502000
	6	-1.379481000	-1.483038000	0.006994000
	1	-0.298646000	-1.603079000	0.047651000
	6	-2.125553000	-2.730435000	0.001984000
	6	-1.381855000	-3.919199000	0.183834000
	6	-3.522029000	-2.845259000	-0.176241000
	6	-2.002619000	-5.163573000	0.203761000
1	-0.305176000	-3.851711000	0.314780000	
6	-4.139733000	-4.092591000	-0.161233000	

	1	-4.133626000	-1.967380000	-0.347244000
	6	-3.386804000	-5.254933000	0.032218000
	1	-1.409027000	-6.061265000	0.349669000
	1	-5.214387000	-4.158472000	-0.303922000
	1	-3.875801000	-6.224741000	0.044547000
	7	0.480918000	0.595631000	-0.006713000
	16	1.789987000	1.628062000	0.008601000
	8	1.860077000	2.404196000	-1.246712000
	8	1.861669000	2.369810000	1.284496000
	6	3.121109000	0.435620000	-0.008430000
	6	3.658607000	-0.010707000	1.199462000
	6	3.613202000	-0.027269000	-1.230752000
	6	4.698443000	-0.939075000	1.175930000
	1	3.273937000	0.366454000	2.140911000
	6	4.652286000	-0.954948000	-1.234242000
	1	3.193616000	0.337237000	-2.162324000
	6	5.211813000	-1.424448000	-0.035551000
	1	5.118987000	-1.289616000	2.114728000
	1	5.037203000	-1.318484000	-2.183473000
	6	6.358539000	-2.405866000	-0.053787000
	1	7.315021000	-1.884630000	-0.190525000
	1	6.421458000	-2.965634000	0.884267000
	1	6.259314000	-3.120647000	-0.877212000
<b>1b</b>	6	2.550567000	2.128109000	0.001662000
	6	1.152599000	2.273615000	0.000176000
	6	0.601490000	3.567465000	-0.000273000
	6	1.465243000	4.656845000	0.000816000
	6	2.860407000	4.474576000	0.002370000
	6	3.430396000	3.201504000	0.002828000
	6	1.796471000	0.042381000	0.000272000
	6	0.609025000	0.917958000	-0.000837000
	1	-0.470179000	3.717014000	-0.001156000
	1	1.058565000	5.662951000	0.000530000
	1	3.511060000	5.344008000	0.003252000
	1	4.503795000	3.048306000	0.004011000
	8	2.946099000	0.817095000	0.001793000
	6	1.804523000	-1.309402000	-0.000191000
	1	0.807751000	-1.743304000	-0.001462000
	6	2.912245000	-2.248918000	0.000567000
	6	4.273965000	-1.870974000	0.001874000
	6	2.599098000	-3.626120000	-0.000120000
	6	5.272704000	-2.839990000	0.002405000
	1	4.542133000	-0.821971000	0.002444000
	6	3.602355000	-4.590266000	0.000433000

	1	1.555957000	-3.931305000	-0.001105000
	6	4.944395000	-4.200090000	0.001685000
	1	6.314998000	-2.533804000	0.003391000
	1	3.339216000	-5.644046000	-0.000130000
	1	5.730249000	-4.950050000	0.002100000
	7	-0.585308000	0.385425000	-0.002534000
	16	-1.969490000	1.328206000	-0.004589000
	8	-2.083053000	2.087245000	1.258172000
	8	-2.082456000	2.080328000	-1.271527000
	6	-3.219433000	0.051813000	-0.001248000
	6	-3.695554000	-0.446588000	-1.215671000
	6	-3.708223000	-0.427134000	1.215230000
	6	-4.668344000	-1.443872000	-1.202942000
	1	-3.314736000	-0.056468000	-2.153493000
	6	-4.681509000	-1.424883000	1.207867000
	1	-3.337195000	-0.022357000	2.150725000
	6	-5.176640000	-1.947995000	0.004182000
	1	-5.040376000	-1.835793000	-2.145956000
	1	-5.063685000	-1.801616000	2.152910000
	6	-6.251445000	-3.007837000	0.005041000
	1	-7.247139000	-2.552827000	-0.077737000
	1	-6.136987000	-3.693244000	-0.840855000
	1	-6.235160000	-3.593282000	0.929425000
<b>1c</b>	6	-2.749726000	2.226751000	0.010161000
	6	-1.344550000	2.332671000	-0.001488000
	6	-0.734585000	3.599236000	-0.013773000
	6	-1.540774000	4.733366000	-0.013797000
	6	-2.938723000	4.619805000	-0.001598000
	6	-3.550538000	3.365384000	0.010452000
	6	-1.900012000	0.014085000	0.008590000
	6	-0.767755000	0.973478000	0.000575000
	1	0.341034000	3.707979000	-0.023347000
	1	-1.080885000	5.716973000	-0.023468000
	1	-3.550637000	5.517446000	-0.001763000
	1	-4.633529000	3.279147000	0.019610000
	6	-3.198790000	0.788577000	0.021820000
	6	-1.688246000	-1.324182000	-0.001391000
	1	-0.639330000	-1.615913000	-0.015477000
	6	-2.618467000	-2.447385000	-0.000253000
	6	-2.059062000	-3.744199000	-0.036065000
	6	-4.026118000	-2.337537000	0.034273000
	6	-2.862660000	-4.880325000	-0.039568000
	1	-0.977557000	-3.849508000	-0.061837000
6	-4.828215000	-3.475776000	0.031548000	

	1	-4.502039000	-1.366280000	0.065213000
	6	-4.253476000	-4.750022000	-0.005789000
	1	-2.406008000	-5.865472000	-0.068170000
	1	-5.908837000	-3.368174000	0.058917000
	1	-4.885517000	-5.633502000	-0.007955000
	7	0.455757000	0.513938000	-0.002798000
	16	1.828868000	1.463279000	-0.011337000
	8	1.949438000	2.206954000	-1.283443000
	8	1.951913000	2.228666000	1.247559000
	6	3.084457000	0.189973000	-0.001246000
	6	3.574467000	-0.281997000	1.217312000
	6	3.565722000	-0.311184000	-1.212434000
	6	4.553408000	-1.274446000	1.215730000
	1	3.200216000	0.124730000	2.150704000
	6	4.544152000	-1.302988000	-1.194516000
	1	3.184629000	0.073468000	-2.152428000
	6	5.053672000	-1.799556000	0.015192000
	1	4.936220000	-1.645035000	2.162999000
	1	4.919962000	-1.696275000	-2.135537000
	6	6.135071000	-2.852806000	0.021739000
	1	7.127486000	-2.393223000	-0.074221000
	1	6.128940000	-3.426689000	0.953471000
	1	6.018826000	-3.549770000	-0.814520000
	1	-3.827788000	0.560176000	-0.848764000
	1	-3.803700000	0.569383000	0.911765000
	6	-3.824606000	0.017207000	-0.907171000
	6	-2.889701000	-1.039106000	-1.026143000
	6	-3.277675000	-2.196690000	-1.729520000
	6	-4.560885000	-2.290104000	-2.254637000
	6	-5.482164000	-1.238569000	-2.101898000
	6	-5.118370000	-0.074835000	-1.433426000
	6	-1.618722000	0.559598000	0.142831000
	6	-1.601413000	-0.717833000	-0.400365000
	1	-2.567833000	-3.003477000	-1.874561000
	1	-4.853845000	-3.185075000	-2.796695000
	1	-6.482572000	-1.329607000	-2.515934000
	1	-5.820388000	0.747133000	-1.324777000
	16	-3.158278000	1.408707000	-0.071312000
	6	-0.469493000	1.146544000	0.888228000
	1	0.051876000	0.300630000	1.347269000
	6	-0.853687000	2.155891000	1.960963000
	6	-1.079202000	3.506889000	1.663117000
	6	-1.025153000	1.710925000	3.278272000
	6	-1.477898000	4.393746000	2.665283000
<b>1a-py-com</b>				



1	-0.935680000	3.874237000	0.650663000
6	-1.425626000	2.597220000	4.279086000
1	-0.847000000	0.666046000	3.519784000
6	-1.653500000	3.941531000	3.974752000
1	-1.647724000	5.438596000	2.421055000
1	-1.552292000	2.238389000	5.296625000
1	-1.960621000	4.633098000	4.754188000
7	-0.428607000	-1.441488000	-0.359113000
16	-0.373669000	-3.041077000	-0.256207000
8	-1.305495000	-3.626005000	0.751741000
8	-0.388194000	-3.741672000	-1.577410000
6	1.296278000	-3.263721000	0.376400000
6	2.388904000	-3.204319000	-0.492729000
6	1.492217000	-3.500610000	1.736662000
6	3.677744000	-3.369209000	0.010791000
1	2.230133000	-3.037042000	-1.553134000
6	2.788273000	-3.668473000	2.227398000
1	0.635925000	-3.557184000	2.400593000
6	3.900113000	-3.605596000	1.376675000
1	4.525996000	-3.318216000	-0.667944000
1	2.936704000	-3.852779000	3.288757000
6	5.299504000	-3.814561000	1.905712000
1	5.637321000	-4.844444000	1.730172000
1	6.017277000	-3.151932000	1.410191000
1	5.351528000	-3.632129000	2.983597000
6	2.638506000	2.829216000	-1.644663000
6	2.805585000	2.633147000	-0.239870000
6	1.789282000	2.108089000	0.510548000
7	0.594193000	1.752983000	-0.032591000
6	0.406487000	1.912379000	-1.364131000
6	1.376340000	2.438697000	-2.179189000
1	3.728691000	2.889014000	0.261197000
1	1.891561000	1.953767000	1.577832000
1	-0.553619000	1.590941000	-1.745142000
1	1.153168000	2.537617000	-3.232416000
7	3.615871000	3.345375000	-2.414190000
6	3.403786000	3.529137000	-3.852111000
1	4.300872000	3.965672000	-4.288043000
1	3.208781000	2.571544000	-4.347609000
1	2.563163000	4.205351000	-4.042328000
6	4.903959000	3.720104000	-1.824718000
1	5.551788000	4.105399000	-2.610351000
1	4.779207000	4.501061000	-1.066505000
1	5.394755000	2.854483000	-1.366462000

	6	-0.516595000	-3.333565000	-0.931850000
	6	0.749871000	-2.749726000	-1.127649000
	6	1.706463000	-3.460048000	-1.873948000
	6	1.367109000	-4.713970000	-2.375948000
	6	0.093549000	-5.272454000	-2.153767000
	6	-0.875797000	-4.583907000	-1.426698000
	6	-0.570641000	-1.379419000	0.079492000
	6	0.702347000	-1.448446000	-0.451686000
	1	2.682810000	-3.030711000	-2.066347000
	1	2.097731000	-5.272191000	-2.954871000
	1	-0.140136000	-6.253641000	-2.557399000
	1	-1.864668000	-4.994491000	-1.248792000
	8	-1.333519000	-2.516169000	-0.208801000
	6	-1.158614000	-0.321312000	0.927056000
	1	-0.307864000	0.286522000	1.247318000
	6	-1.909002000	-0.830440000	2.151858000
	6	-3.206348000	-1.352334000	2.061273000
	6	-1.267980000	-0.809234000	3.396794000
	6	-3.848414000	-1.845161000	3.197779000
	1	-3.721216000	-1.373319000	1.105143000
	6	-1.909104000	-1.306176000	4.533223000
	1	-0.262263000	-0.404279000	3.477414000
	6	-3.201849000	-1.824650000	4.436490000
	1	-4.855034000	-2.245487000	3.114868000
	1	-1.400147000	-1.280807000	5.492698000
	1	-3.704441000	-2.207168000	5.320426000
	7	1.598887000	-0.412979000	-0.316745000
	16	3.166436000	-0.623944000	-0.574416000
	8	3.802614000	-1.656881000	0.296428000
	8	3.543454000	-0.743080000	-2.016679000
	6	3.789559000	0.973570000	-0.031404000
	6	3.727185000	2.074974000	-0.888851000
	6	4.346181000	1.103302000	1.240508000
	6	4.211586000	3.308986000	-0.459428000
	1	3.308953000	1.964831000	-1.884204000
	6	4.830564000	2.344351000	1.657504000
	1	4.401770000	0.238229000	1.892991000
	6	4.771995000	3.465169000	0.818261000
	1	4.157590000	4.165129000	-1.127907000
	1	5.261845000	2.441782000	2.650965000
	6	5.322449000	4.800110000	1.261713000
	1	6.343601000	4.949097000	0.886596000
	1	4.715744000	5.628940000	0.881586000
	1	5.360983000	4.874793000	2.352976000

**1b-py-com**

	6	-3.667233000	2.509468000	-1.209561000
	6	-3.068101000	2.809053000	0.051730000
	6	-2.286669000	1.880359000	0.683632000
	7	-2.039723000	0.655791000	0.147897000
	6	-2.591899000	0.337084000	-1.049329000
	6	-3.391760000	1.213382000	-1.736610000
	1	-3.210328000	3.766908000	0.532321000
	1	-1.826939000	2.081414000	1.643731000
	1	-2.367091000	-0.649863000	-1.429916000
	1	-3.800626000	0.890415000	-2.683706000
	7	-4.443404000	3.396965000	-1.859611000
	6	-5.034597000	3.052145000	-3.155261000
	1	-5.612210000	3.901490000	-3.516105000
	1	-4.258340000	2.823644000	-3.893667000
	1	-5.705519000	2.190546000	-3.065869000
	6	-4.703585000	4.717832000	-1.280751000
	1	-5.358767000	5.272762000	-1.950111000
	1	-5.198837000	4.630543000	-0.307564000
	1	-3.774309000	5.284946000	-1.157721000
	6	-0.021622000	-3.725037000	-0.951624000
	6	1.091580000	-2.866205000	-1.062976000
	6	2.235345000	-3.294087000	-1.747976000
	6	2.256531000	-4.582512000	-2.291060000
	6	1.154927000	-5.435623000	-2.164935000
	6	0.003374000	-5.004422000	-1.495780000
	6	-0.538540000	-1.679386000	0.090158000
	6	0.755139000	-1.576990000	-0.390593000
	1	3.088981000	-2.639255000	-1.874318000
	1	3.141595000	-4.922385000	-2.822979000
	1	1.190496000	-6.433989000	-2.593139000
	1	-0.859232000	-5.660890000	-1.405821000
	6	-1.171116000	-0.598481000	0.893324000
	1	-0.361334000	-0.004075000	1.327776000
	6	-2.087776000	-1.094125000	2.001319000
	6	-3.396155000	-1.530311000	1.747506000
	6	-1.594514000	-1.161518000	3.310926000
	6	-4.190806000	-2.026432000	2.782192000
	1	-3.800913000	-1.476917000	0.740296000
	6	-2.387172000	-1.661585000	4.345947000
	1	-0.582741000	-0.822819000	3.520235000
	6	-3.688604000	-2.094967000	4.084310000
	1	-5.203414000	-2.358599000	2.570196000
	1	-1.989401000	-1.704811000	5.356095000
	1	-4.308883000	-2.479446000	4.889136000
<b>1c-py-com</b>				

7	1.477601000	-0.421885000	-0.245431000
16	3.069188000	-0.320623000	-0.421657000
8	3.846287000	-1.267620000	0.430048000
8	3.527735000	-0.265310000	-1.843014000
6	3.352526000	1.326628000	0.245156000
6	3.135475000	2.451596000	-0.554526000
6	3.799560000	1.473133000	1.557878000
6	3.355957000	3.722676000	-0.027734000
1	2.803904000	2.331627000	-1.580916000
6	4.019572000	2.751919000	2.072553000
1	3.977558000	0.592556000	2.166216000
6	3.802418000	3.895374000	1.292104000
1	3.182525000	4.596087000	-0.652089000
1	4.367238000	2.861385000	3.097028000
6	4.067853000	5.276673000	1.842917000
1	5.053396000	5.644070000	1.527640000
1	3.326008000	5.999045000	1.485681000
1	4.051848000	5.280945000	2.937256000
6	-3.254065000	2.413961000	-1.478093000
6	-3.112324000	2.512332000	-0.060731000
6	-2.464292000	1.530048000	0.639146000
7	-1.931003000	0.437419000	0.032822000
6	-2.029317000	0.323616000	-1.311427000
6	-2.671246000	1.261921000	-2.080350000
1	-3.508192000	3.354190000	0.490318000
1	-2.349933000	1.579804000	1.715128000
1	-1.556698000	-0.551450000	-1.738760000
1	-2.710375000	1.101243000	-3.148804000
7	-3.895053000	3.355485000	-2.199185000
6	-4.019476000	3.214462000	-3.651638000
1	-4.595382000	4.053087000	-4.039590000
1	-3.036481000	3.215764000	-4.136443000
1	-4.542445000	2.288032000	-3.912906000
6	-4.455811000	4.538446000	-1.541842000
1	-4.926581000	5.169665000	-2.293808000
1	-5.215051000	4.256901000	-0.803851000
1	-3.673974000	5.121737000	-1.042726000
6	-1.138617000	-3.031738000	-0.212545000
1	-1.425031000	-3.581561000	0.696121000
1	-2.050333000	-2.989861000	-0.829816000

**Table S3.** Cartesian coordinates of the main stationary points for the formation of **4** and **5**, optimized at the B3LYP/6-31G\* level of theory in CH<sub>3</sub>CN.

Species Name	Cartesian Coordinates			
<b>2</b>	6	-3.950142000	-1.687867000	0.006595000
	6	-3.744759000	-0.299879000	0.008550000
	6	-2.431513000	0.151014000	0.002112000
	6	-1.344819000	-0.745124000	-0.006023000
	6	-1.562000000	-2.119067000	-0.007792000
	6	-2.879836000	-2.589408000	-0.001495000
	1	-4.968128000	-2.066781000	0.011459000
	1	-4.584357000	0.386968000	0.014801000
	1	-0.719895000	-2.804576000	-0.014249000
	1	-3.073750000	-3.657448000	-0.002926000
	6	-0.119491000	0.057019000	-0.011251000
	6	-0.589202000	1.519051000	-0.007133000
	7	-1.964183000	1.480539000	0.002289000
	8	0.112664000	2.522713000	-0.011080000
	7	1.075054000	-0.390449000	-0.016927000
	6	2.201042000	0.526730000	-0.021209000
	1	2.214163000	1.162014000	-0.913811000
	1	2.198759000	1.196265000	0.845815000
	6	3.489644000	-0.271590000	0.004584000
	9	3.588217000	-1.042243000	1.109386000
	9	3.604026000	-1.089218000	-1.064183000
	9	4.556652000	0.560410000	-0.005559000
	6	-2.809094000	2.661414000	0.009557000
	1	-2.156275000	3.534866000	0.008377000
1	-3.448179000	2.683330000	-0.879141000	
1	-3.438770000	2.678742000	0.905016000	
<b>2'</b>	6	-2.762093000	-3.810752000	-0.954290000
	6	-3.703748000	-3.030489000	-0.265915000
	6	-3.405329000	-1.691342000	-0.037621000
	6	-2.183170000	-1.099904000	-0.471384000
	6	-1.270632000	-1.895869000	-1.174605000
	6	-1.563378000	-3.246520000	-1.405862000
	1	-2.973646000	-4.859905000	-1.143080000
	1	-4.640980000	-3.461992000	0.074620000
	1	-0.346602000	-1.470388000	-1.556530000
	1	-0.850350000	-3.861017000	-1.950026000
	6	-2.225195000	0.289572000	-0.071621000
	6	-3.501442000	0.521146000	0.585184000
	7	-4.171546000	-0.717124000	0.594448000
	8	-3.975268000	1.561545000	1.083035000

	7	-1.238265000	1.197334000	-0.259781000
	6	-1.343580000	2.465752000	0.032405000
	1	-2.234034000	2.918618000	0.457867000
	6	-0.176632000	3.348931000	-0.202115000
	9	0.841389000	3.191377000	0.704905000
	9	0.420439000	3.146304000	-1.418738000
	9	-0.533073000	4.651805000	-0.145928000
	6	-5.482763000	-0.912369000	1.170310000
	1	-5.804099000	0.048356000	1.576834000
	1	-6.205779000	-1.243734000	0.414734000
	1	-5.457483000	-1.655002000	1.977145000
	6	4.057141000	-0.780868000	0.239143000
	6	2.913818000	-1.384506000	0.846963000
	6	1.662745000	-0.874280000	0.618748000
	7	1.475119000	0.204852000	-0.177712000
	6	2.530261000	0.815202000	-0.767726000
	6	3.809187000	0.357441000	-0.587583000
	1	3.006802000	-2.248112000	1.490308000
	1	0.770170000	-1.307080000	1.052951000
	1	2.300224000	1.680955000	-1.373854000
	1	4.615466000	0.880930000	-1.081766000
	7	5.301619000	-1.258651000	0.435883000
	6	6.450922000	-0.620964000	-0.211550000
	1	6.345415000	-0.633764000	-1.301825000
	1	6.568463000	0.416084000	0.122249000
	1	7.353159000	-1.170675000	0.051486000
	6	5.520711000	-2.420872000	1.300730000
	1	6.587213000	-2.636417000	1.337981000
	1	5.173073000	-2.224342000	2.320806000
	1	5.003028000	-3.305258000	0.912967000
	1	0.503873000	0.574260000	-0.318432000
TS-1	6	-3.938653000	1.044947000	-2.373997000
	6	-2.660934000	1.583874000	-2.106364000
	6	-2.272001000	2.759131000	-2.776104000
	6	-3.144826000	3.356153000	-3.676061000
	6	-4.414053000	2.802115000	-3.928580000
	6	-4.822874000	1.642307000	-3.279569000
	6	-2.637369000	-0.291008000	-0.684349000
	6	-1.916461000	0.800751000	-1.126412000
	1	-1.298294000	3.189103000	-2.579743000
	1	-2.845749000	4.264337000	-4.191800000
	1	-5.082493000	3.283834000	-4.636542000
	1	-5.801040000	1.210823000	-3.470563000
	16	-4.223733000	-0.420004000	-1.452651000

6	-2.164952000	-1.358421000	0.269754000
1	-1.072655000	-1.348378000	0.218999000
6	-2.662557000	-2.757966000	-0.102287000
6	-3.753420000	-3.369345000	0.527429000
6	-2.010819000	-3.436345000	-1.141784000
6	-4.190414000	-4.632417000	0.117239000
1	-4.268760000	-2.876046000	1.345767000
6	-2.445899000	-4.697076000	-1.548350000
1	-1.152998000	-2.979785000	-1.626132000
6	-3.540120000	-5.299536000	-0.920928000
1	-5.038084000	-5.092722000	0.617148000
1	-1.920336000	-5.211596000	-2.347702000
1	-3.878038000	-6.283033000	-1.235342000
7	-0.587124000	1.082272000	-0.757697000
16	-0.289330000	1.940517000	0.595082000
8	-1.240535000	1.603088000	1.678799000
8	1.152997000	1.801810000	0.880981000
6	-0.570655000	3.691161000	0.252055000
6	0.407702000	4.437949000	-0.412067000
6	-1.773297000	4.288067000	0.635207000
6	0.171059000	5.782412000	-0.691051000
1	1.342201000	3.974492000	-0.706490000
6	-1.995046000	5.635402000	0.348178000
1	-2.522251000	3.705853000	1.160804000
6	-1.030211000	6.404694000	-0.316163000
1	0.934258000	6.360490000	-1.206507000
1	-2.933105000	6.095758000	0.648759000
6	-1.261674000	7.870399000	-0.596062000
1	-0.774356000	8.181490000	-1.525859000
1	-2.329225000	8.099444000	-0.672840000
1	-0.850787000	8.493096000	0.209618000
6	-3.004856000	-0.640069000	4.441373000
6	-1.822102000	-1.296570000	3.991728000
6	-1.588237000	-1.482975000	2.654514000
7	-2.471024000	-1.056639000	1.710564000
6	-3.598154000	-0.410097000	2.099423000
6	-3.893383000	-0.193936000	3.419598000
1	-1.075037000	-1.651208000	4.688430000
1	-0.677353000	-1.955688000	2.285439000
1	-4.256075000	-0.068746000	1.311758000
1	-4.810288000	0.328330000	3.654420000
7	-3.264513000	-0.445772000	5.749800000
6	-4.485691000	0.246932000	6.166681000
1	-4.509405000	0.296575000	7.254088000

1	-4.514158000	1.269572000	5.773875000
1	-5.378843000	-0.288905000	5.826548000
6	-2.318868000	-0.909110000	6.767922000
1	-2.718372000	-0.673849000	7.753158000
1	-2.172422000	-1.992944000	6.705008000
1	-1.347518000	-0.413376000	6.661129000
6	1.693265000	-5.339556000	-3.524382000
6	1.501090000	-5.443071000	-2.137583000
6	1.450858000	-4.270950000	-1.388120000
6	1.577335000	-2.981114000	-1.994913000
6	1.781260000	-2.905035000	-3.381321000
6	1.837859000	-4.084420000	-4.132625000
1	1.734674000	-6.243065000	-4.127149000
1	1.401406000	-6.415244000	-1.661555000
1	1.904627000	-1.938374000	-3.864530000
1	1.995167000	-4.023723000	-5.207134000
6	1.473874000	-2.028557000	-0.930709000
6	1.311952000	-2.712416000	0.303734000
7	1.299085000	-4.093646000	-0.022408000
8	1.172838000	-2.283648000	1.481284000
7	1.687216000	-0.633960000	-1.041947000
6	0.935981000	0.159121000	-1.784165000
1	0.198854000	-0.319002000	-2.419765000
6	1.640271000	1.324468000	-2.455272000
9	2.494250000	1.970059000	-1.642896000
9	2.371802000	0.821625000	-3.486127000
9	0.801119000	2.225797000	-2.986180000
6	1.101942000	-5.140860000	0.952420000
1	1.039771000	-4.662609000	1.931864000
1	0.174953000	-5.697536000	0.764293000
1	1.939180000	-5.849789000	0.951321000
1	2.488278000	-0.236151000	-0.505656000
6	5.679010000	1.458896000	1.548246000
6	4.437190000	1.142947000	1.019883000
6	5.214057000	-0.798013000	0.104476000
6	6.496806000	-0.584946000	0.583474000
6	6.775592000	0.583037000	1.339029000
1	5.790865000	2.375300000	2.114302000
1	3.591538000	1.807965000	1.175373000
1	5.002169000	-1.693966000	-0.476070000
1	7.265415000	-1.317327000	0.370613000
7	4.176852000	0.034702000	0.302267000
7	8.021529000	0.847214000	1.833089000
6	8.259796000	2.059177000	2.607820000



	1	9.308209000	2.091812000	2.904340000
	1	8.042634000	2.961554000	2.021890000
	1	7.646389000	2.084794000	3.517845000
	6	9.116337000	-0.085486000	1.593364000
	1	8.905605000	-1.074729000	2.020028000
	1	9.313150000	-0.209442000	0.520611000
	1	10.021949000	0.300000000	2.061717000
	6	-2.515628000	1.072594000	2.919827000
	6	-2.408153000	0.030655000	1.971561000
	6	-3.387264000	-0.983410000	1.979116000
	6	-4.429665000	-0.922396000	2.892186000
	6	-4.526663000	0.135938000	3.815808000
	6	-3.567921000	1.140418000	3.840959000
	6	-0.468610000	1.281852000	1.466106000
	6	-1.230362000	0.182136000	1.132538000
	1	-3.320507000	-1.806987000	1.281647000
	1	-5.182095000	-1.705634000	2.895552000
	1	-5.353088000	0.164458000	4.519928000
	1	-3.627262000	1.953418000	4.558159000
	16	-1.166987000	2.180091000	2.808953000
	6	0.873398000	1.727839000	0.917340000
	1	1.466779000	0.844140000	0.658181000
	6	1.693836000	2.524003000	1.936696000
	6	1.644147000	3.920412000	2.030130000
	6	2.508188000	1.811862000	2.829032000
	6	2.383126000	4.591391000	3.008627000
	1	1.040993000	4.501142000	1.338961000
	6	3.241263000	2.481703000	3.807536000
	1	2.582206000	0.733625000	2.736839000
	6	3.179679000	3.874822000	3.902015000
	1	2.335290000	5.675167000	3.065927000
	1	3.869486000	1.915866000	4.489897000
	1	3.755082000	4.397257000	4.661142000
	7	-0.908074000	-0.743721000	0.084621000
	16	-1.614965000	-0.476713000	-1.448897000
	8	-1.611833000	0.970029000	-1.698119000
	8	-0.941784000	-1.387488000	-2.385802000
	6	-3.329671000	-0.983981000	-1.367284000
	6	-3.652549000	-2.342985000	-1.454026000
	6	-4.324909000	-0.011616000	-1.267249000
	6	-4.991587000	-2.719278000	-1.424729000
	1	-2.873211000	-3.091257000	-1.538426000
	6	-5.661226000	-0.410190000	-1.244086000
	1	-4.057721000	1.037538000	-1.213853000

INT-1

6	-6.016622000	-1.763293000	-1.321135000
1	-5.247221000	-3.773606000	-1.489386000
1	-6.438517000	0.345037000	-1.166593000
6	-7.463914000	-2.190005000	-1.317813000
1	-7.784475000	-2.485780000	-2.324926000
1	-7.621535000	-3.054230000	-0.663544000
1	-8.119389000	-1.380356000	-0.984603000
6	0.750046000	3.959069000	-2.765992000
6	1.771275000	3.008750000	-2.468113000
6	1.753114000	2.305064000	-1.293209000
7	0.758937000	2.476822000	-0.377022000
6	-0.239254000	3.360741000	-0.632620000
6	-0.271205000	4.105298000	-1.781362000
1	2.583384000	2.820557000	-3.156820000
1	2.517103000	1.578248000	-1.016038000
1	-1.016847000	3.441005000	0.115151000
1	-1.098198000	4.787931000	-1.919247000
7	0.747837000	4.672659000	-3.909089000
6	-0.317882000	5.641570000	-4.174914000
1	-0.121880000	6.128526000	-5.128777000
1	-1.295206000	5.149216000	-4.232340000
1	-0.352968000	6.411227000	-3.396246000
6	1.806519000	4.481182000	-4.903368000
1	1.617887000	5.139562000	-5.749801000
1	2.789012000	4.728101000	-4.485973000
1	1.824583000	3.447843000	-5.267073000
6	5.153737000	-5.300056000	-0.817267000
6	5.586344000	-4.040137000	-0.373421000
6	4.649858000	-3.015396000	-0.277337000
6	3.264944000	-3.207731000	-0.598495000
6	2.865161000	-4.478261000	-1.049816000
6	3.807973000	-5.507254000	-1.154378000
1	5.868923000	-6.114529000	-0.902318000
1	6.629615000	-3.868719000	-0.118402000
1	1.826557000	-4.663088000	-1.311200000
1	3.488206000	-6.487666000	-1.502307000
6	2.613878000	-1.948821000	-0.396195000
6	3.587104000	-0.996987000	-0.008538000
7	4.819950000	-1.693597000	0.095686000
8	3.504497000	0.246563000	0.236409000
7	1.270467000	-1.578515000	-0.712287000
6	0.220631000	-1.710036000	0.266925000
1	0.638785000	-1.465944000	1.244989000
6	-0.322499000	-3.151916000	0.432960000

	9	-0.661581000	-3.731035000	-0.744467000
	9	0.618676000	-3.930901000	1.002077000
	9	-1.412504000	-3.210354000	1.232084000
	6	6.063653000	-1.070411000	0.479167000
	1	5.849733000	-0.017604000	0.674112000
	1	6.483181000	-1.525344000	1.386209000
	1	6.814818000	-1.141428000	-0.318712000
	1	0.953818000	-1.888313000	-1.624604000
	6	5.647100000	-2.693575000	-0.006601000
	6	5.432496000	-1.484007000	0.660568000
	6	4.115744000	-1.104476000	0.910545000
	6	3.020240000	-1.906267000	0.480894000
	6	3.261155000	-3.118419000	-0.188295000
	6	4.578120000	-3.507346000	-0.420838000
	1	6.666164000	-3.012565000	-0.206200000
	1	6.267651000	-0.871152000	0.982921000
	1	2.440408000	-3.758331000	-0.501230000
	1	4.783304000	-4.449004000	-0.921162000
	6	1.829968000	-1.246256000	0.914933000
	6	2.243514000	-0.079032000	1.728235000
	7	3.636884000	-0.011359000	1.616387000
	8	1.550556000	0.666883000	2.431017000
	7	0.581161000	-1.817148000	0.946351000
	6	-0.598252000	-1.011526000	1.206786000
	1	-0.306501000	-0.266813000	1.950113000
	6	-1.655599000	-1.879847000	1.915351000
	9	-2.836644000	-1.237638000	1.998427000
	9	-1.876146000	-3.067897000	1.314605000
	9	-1.241094000	-2.143336000	3.169519000
	6	4.439052000	1.039857000	2.209546000
	1	3.758091000	1.718387000	2.725148000
	1	5.152434000	0.628781000	2.931439000
	1	4.983694000	1.591508000	1.436895000
	6	-0.880601000	3.455014000	0.482149000
	6	-1.532899000	2.200598000	0.530461000
	6	-2.836181000	2.126221000	1.065152000
	6	-3.454611000	3.285485000	1.509666000
	6	-2.797478000	4.529495000	1.437080000
	6	-1.503736000	4.623775000	0.927811000
	6	0.576148000	1.538669000	-0.369899000
	6	-0.694548000	1.148245000	0.044296000
	1	-3.331192000	1.164193000	1.138027000
	1	-4.456789000	3.231716000	1.925969000
	1	-3.299823000	5.425200000	1.791438000

TS-2

	1	-0.993699000	5.581400000	0.885594000
	16	0.750241000	3.292433000	-0.154083000
	6	1.572221000	0.661596000	-0.911794000
	1	1.151033000	-0.249110000	-1.317943000
	6	2.885332000	0.982866000	-1.432074000
	6	3.530561000	0.006270000	-2.233507000
	6	3.597957000	2.185254000	-1.189408000
	6	4.796784000	0.218344000	-2.768924000
	1	3.018983000	-0.932267000	-2.427350000
	6	4.858716000	2.398825000	-1.739170000
	1	3.176936000	2.960737000	-0.560647000
	6	5.470256000	1.419226000	-2.528879000
	1	5.261711000	-0.556572000	-3.372212000
	1	5.371688000	3.338156000	-1.547718000
	1	6.459205000	1.589816000	-2.944606000
	7	-1.107746000	-0.226041000	0.082375000
	16	-1.710996000	-0.946225000	-1.355003000
	8	-1.325597000	-0.055992000	-2.454801000
	8	-1.254744000	-2.346024000	-1.328513000
	6	-3.494539000	-0.934121000	-1.259971000
	6	-4.175076000	-2.076515000	-0.835324000
	6	-4.184339000	0.223604000	-1.634980000
	6	-5.567480000	-2.049307000	-0.783136000
	1	-3.628366000	-2.970313000	-0.559854000
	6	-5.574209000	0.230952000	-1.568429000
	1	-3.644837000	1.097341000	-1.983636000
	6	-6.287706000	-0.900314000	-1.139635000
	1	-6.102266000	-2.939696000	-0.464077000
	1	-6.114025000	1.127423000	-1.861737000
	6	-7.793303000	-0.872385000	-1.049886000
	1	-8.214037000	-1.881388000	-1.090214000
	1	-8.116567000	-0.417709000	-0.104349000
	1	-8.230867000	-0.280883000	-1.860505000
	1	0.422055000	-2.570852000	0.284582000
	6	5.234365000	-3.183659000	-0.884453000
	6	5.144586000	-2.546691000	0.361530000
	6	4.015243000	-1.774735000	0.606736000
	6	2.998905000	-1.623468000	-0.346403000
	6	3.094952000	-2.262183000	-1.573608000
	6	4.226620000	-3.048396000	-1.841298000
	1	6.106103000	-3.793603000	-1.103368000
	1	5.928599000	-2.658687000	1.103161000
	1	2.314378000	-2.159192000	-2.323134000
	1	4.317262000	-3.551795000	-2.798908000
4				

6	1.899485000	-0.756086000	0.242624000
6	2.485349000	-0.414860000	1.641593000
7	3.691994000	-1.053101000	1.770001000
8	1.951975000	0.284848000	2.496896000
7	0.735045000	-1.634855000	0.473984000
6	-0.459594000	-1.064872000	1.034766000
1	-0.168887000	-0.441082000	1.881923000
6	-1.305695000	-2.182451000	1.672901000
9	-2.529248000	-1.735661000	2.016420000
9	-1.474587000	-3.264415000	0.882972000
9	-0.695432000	-2.609252000	2.796871000
6	4.511802000	-0.995574000	2.967631000
1	3.998970000	-0.359373000	3.689289000
1	4.643151000	-1.996469000	3.391534000
1	5.494458000	-0.570675000	2.738855000
6	-0.742775000	3.512057000	0.660982000
6	-1.509252000	2.326172000	0.661100000
6	-2.847425000	2.372581000	1.091670000
6	-3.390094000	3.588582000	1.486351000
6	-2.617426000	4.765581000	1.465052000
6	-1.286867000	4.738059000	1.058356000
6	0.577331000	1.487710000	-0.077682000
6	-0.728200000	1.198913000	0.214586000
1	-3.436214000	1.461272000	1.120665000
1	-4.422620000	3.632936000	1.820753000
1	-3.061806000	5.706521000	1.776364000
1	-0.686946000	5.643311000	1.053309000
16	0.909293000	3.202454000	0.146951000
6	1.619946000	0.531012000	-0.644759000
1	1.170950000	0.124932000	-1.560933000
6	2.905491000	1.238577000	-1.071586000
6	3.240912000	1.289231000	-2.432159000
6	3.770660000	1.847934000	-0.147949000
6	4.406628000	1.924110000	-2.862397000
1	2.582247000	0.827093000	-3.163025000
6	4.938831000	2.482438000	-0.576943000
1	3.532908000	1.843485000	0.910985000
6	5.261923000	2.521861000	-1.934291000
1	4.644815000	1.951021000	-3.922127000
1	5.594211000	2.947466000	0.154253000
1	6.170638000	3.016195000	-2.266183000
7	-1.248799000	-0.135442000	0.181246000
16	-1.889573000	-0.659863000	-1.337507000
8	-1.643949000	0.424588000	-2.296000000

	8	-1.353719000	-2.007710000	-1.595590000
	6	-3.657681000	-0.806393000	-1.116053000
	6	-4.204566000	-2.016622000	-0.681463000
	6	-4.472079000	0.287612000	-1.419933000
	6	-5.586626000	-2.119197000	-0.543157000
	1	-3.564948000	-2.863301000	-0.463809000
	6	-5.851868000	0.162990000	-1.273344000
	1	-4.035956000	1.213281000	-1.778312000
	6	-6.430911000	-1.035466000	-0.829646000
	1	-6.016716000	-3.060863000	-0.212827000
	1	-6.488970000	1.008973000	-1.516361000
	6	-7.924224000	-1.152426000	-0.648442000
	1	-8.271853000	-2.171278000	-0.845969000
	1	-8.209507000	-0.904716000	0.382356000
	1	-8.462481000	-0.467338000	-1.310411000
	1	0.517486000	-2.179712000	-0.356508000
	6	4.938565000	-2.746656000	0.515735000
	6	4.266815000	-3.202522000	-0.627705000
	6	2.959348000	-2.767811000	-0.821550000
	6	2.321132000	-1.899532000	0.075656000
	6	2.997329000	-1.457977000	1.202925000
	6	4.315524000	-1.888421000	1.423981000
	1	5.959587000	-3.072433000	0.694054000
	1	4.752183000	-3.873766000	-1.328864000
	1	2.518111000	-0.785371000	1.908689000
	1	4.852218000	-1.549409000	2.305119000
	6	0.925349000	-1.582281000	-0.442498000
	6	0.850088000	-2.509187000	-1.691498000
	7	2.083142000	-3.100450000	-1.867136000
	8	-0.109381000	-2.667259000	-2.440261000
	7	0.921840000	-0.171085000	-0.894600000
	6	-0.170723000	0.252506000	-1.514160000
	1	-0.788235000	-0.457027000	-2.068776000
	6	-0.002897000	1.504393000	-2.369595000
	9	-1.164858000	2.135420000	-2.638394000
	9	0.849626000	2.420316000	-1.877674000
	9	0.502545000	1.110636000	-3.571388000
	6	2.406548000	-3.977855000	-2.976338000
	1	1.524172000	-4.041842000	-3.613835000
	1	3.246019000	-3.576566000	-3.554246000
	1	2.668459000	-4.978661000	-2.615834000
	6	-4.057305000	-2.211923000	-0.367731000
	6	-3.683499000	-0.860824000	-0.541161000
	6	-4.639481000	0.051048000	-1.025901000

TS-3

6	-5.927994000	-0.390058000	-1.300084000
6	-6.287823000	-1.736923000	-1.102547000
6	-5.354830000	-2.659797000	-0.639173000
6	-1.629076000	-1.771036000	0.180295000
6	-2.293582000	-0.631891000	-0.197553000
1	-4.358942000	1.086769000	-1.185717000
1	-6.668050000	0.311630000	-1.675169000
1	-7.301288000	-2.062450000	-1.320006000
1	-5.626063000	-3.702164000	-0.497100000
16	-2.700431000	-3.177158000	0.186750000
6	-0.179536000	-1.878188000	0.652284000
1	-0.057726000	-1.047920000	1.358108000
6	0.071082000	-3.163854000	1.439266000
6	0.194125000	-3.100029000	2.834858000
6	0.167446000	-4.421326000	0.821839000
6	0.413444000	-4.251067000	3.593427000
1	0.114727000	-2.136510000	3.332422000
6	0.388574000	-5.574898000	1.577734000
1	0.059436000	-4.510559000	-0.254754000
6	0.514197000	-5.494667000	2.965940000
1	0.505831000	-4.174847000	4.673552000
1	0.461390000	-6.537127000	1.077998000
1	0.686820000	-6.392568000	3.552909000
7	-1.645107000	0.618754000	-0.396008000
16	-1.524585000	1.623064000	0.901373000
8	-1.497154000	0.897752000	2.194858000
8	-0.413871000	2.561584000	0.623185000
6	-3.019440000	2.628861000	0.915162000
6	-3.252445000	3.518201000	-0.141181000
6	-3.921215000	2.530188000	1.971945000
6	-4.398820000	4.305724000	-0.127923000
1	-2.548796000	3.580884000	-0.965005000
6	-5.067818000	3.329243000	1.970205000
1	-3.725013000	1.840317000	2.785341000
6	-5.325891000	4.225827000	0.927027000
1	-4.580167000	4.996061000	-0.948285000
1	-5.770280000	3.251990000	2.796167000
6	-6.563202000	5.091488000	0.925650000
1	-7.161758000	4.925577000	0.021920000
1	-7.196225000	4.885564000	1.793648000
1	-6.300692000	6.156383000	0.943927000
1	2.202554000	0.865772000	-0.487412000
6	5.188921000	3.191753000	0.326496000
6	5.360910000	1.973825000	-0.397073000

	6	4.277491000	1.173793000	-0.662118000
	7	3.033524000	1.508025000	-0.257006000
	6	2.823316000	2.653188000	0.429827000
	6	3.858233000	3.502398000	0.736613000
	1	6.334163000	1.657339000	-0.745370000
	1	4.367956000	0.239270000	-1.202713000
	1	1.793821000	2.847799000	0.709409000
	1	3.636583000	4.405192000	1.288667000
	7	6.230245000	4.005882000	0.606996000
	6	6.018174000	5.244451000	1.357624000
	1	6.974885000	5.749162000	1.483519000
	1	5.339698000	5.919998000	0.824246000
	1	5.603559000	5.040094000	2.351300000
	6	7.581969000	3.655774000	0.167960000
	1	8.268373000	4.442738000	0.476946000
	1	7.914084000	2.712677000	0.617247000
	1	7.632755000	3.564011000	-0.922904000
	6	-4.351828000	-2.793664000	-2.222267000
	6	-3.904744000	-3.683208000	-1.235186000
	6	-2.813688000	-3.292275000	-0.467788000
	6	-2.173274000	-2.060591000	-0.655087000
	6	-2.613892000	-1.196543000	-1.647088000
	6	-3.717390000	-1.567531000	-2.431224000
	1	-5.203417000	-3.071480000	-2.836777000
	1	-4.393845000	-4.639779000	-1.083492000
	1	-2.109729000	-0.251395000	-1.827173000
	1	-4.074324000	-0.898142000	-3.207991000
	6	-1.018996000	-1.947442000	0.324164000
	6	-1.115770000	-3.308209000	1.078296000
	7	-2.177692000	-4.006756000	0.563329000
	8	-0.399284000	-3.690518000	1.997753000
	7	-1.226007000	-0.815290000	1.246202000
	6	-0.566756000	-0.804482000	2.333833000
	1	0.073657000	-1.613034000	2.682269000
	6	-0.679625000	0.353379000	3.296518000
	9	0.548484000	0.815642000	3.606060000
	9	-1.404929000	1.382152000	2.828719000
	9	-1.253688000	-0.064451000	4.448757000
	6	-2.576560000	-5.322828000	1.030290000
	1	-1.902928000	-5.605726000	1.839299000
	1	-3.605804000	-5.301263000	1.402802000
	1	-2.503611000	-6.055914000	0.220271000
	6	3.647280000	-1.202487000	1.747336000
	6	3.116594000	0.068892000	1.445359000

INT-3



6	3.758815000	1.212609000	1.950585000
6	4.904257000	1.071557000	2.724038000
6	5.426222000	-0.205332000	3.007022000
6	4.803008000	-1.352004000	2.522884000
6	1.543971000	-1.299892000	0.346355000
6	1.914837000	0.006864000	0.621816000
1	3.346192000	2.191078000	1.726444000
1	5.403589000	1.953181000	3.116826000
1	6.323799000	-0.299292000	3.612241000
1	5.202349000	-2.337643000	2.745175000
16	2.674787000	-2.480577000	1.041568000
6	0.351600000	-1.704249000	-0.481543000
1	0.122905000	-0.806548000	-1.057013000
6	0.638140000	-2.805225000	-1.504187000
6	0.723252000	-2.448331000	-2.859038000
6	0.849832000	-4.148946000	-1.156789000
6	1.001627000	-3.403391000	-3.838281000
1	0.583952000	-1.408204000	-3.138021000
6	1.126266000	-5.105961000	-2.136593000
1	0.808016000	-4.462215000	-0.118865000
6	1.200854000	-4.738747000	-3.481197000
1	1.061887000	-3.102359000	-4.880981000
1	1.285442000	-6.140339000	-1.843543000
1	1.415342000	-5.484597000	-4.241806000
7	1.195667000	1.164796000	0.311513000
16	1.226442000	1.831890000	-1.124356000
8	0.990682000	0.901078000	-2.271928000
8	0.310643000	3.008179000	-1.078255000
6	2.870252000	2.519943000	-1.445567000
6	3.188506000	3.805627000	-0.995409000
6	3.841331000	1.744330000	-2.081586000
6	4.474009000	4.307321000	-1.187110000
1	2.428047000	4.409768000	-0.511141000
6	5.127342000	2.257089000	-2.263648000
1	3.588694000	0.752739000	-2.442136000
6	5.465958000	3.542990000	-1.822733000
1	4.712064000	5.310529000	-0.840509000
1	5.877964000	1.647599000	-2.761366000
6	6.850258000	4.106425000	-2.042708000
1	7.227418000	4.602366000	-1.141211000
1	7.560984000	3.323382000	-2.324126000
1	6.849309000	4.856378000	-2.844462000
1	-2.402998000	0.639669000	0.745697000
6	-4.978371000	3.356759000	-0.044149000

	6	-5.360182000	2.089445000	0.494503000
	6	-4.408377000	1.139841000	0.756775000
	7	-3.097386000	1.372985000	0.513209000
	6	-2.682369000	2.557171000	0.001028000
	6	-3.584461000	3.550035000	-0.285554000
	1	-6.393665000	1.854349000	0.706408000
	1	-4.653783000	0.167895000	1.166673000
	1	-1.615607000	2.664473000	-0.184263000
	1	-3.208735000	4.475523000	-0.699150000
	7	-5.887334000	4.316086000	-0.310259000
	6	-5.462168000	5.607885000	-0.854684000
	1	-6.337943000	6.241971000	-0.982441000
	1	-4.767141000	6.112649000	-0.174693000
	1	-4.978659000	5.486013000	-1.830298000
	6	-7.310344000	4.079023000	-0.055989000
	1	-7.873116000	4.964389000	-0.347278000
	1	-7.679097000	3.228712000	-0.640251000
	1	-7.495231000	3.886428000	1.006776000
	6	-1.377467000	-4.788680000	2.300923000
	6	-2.372223000	-4.639378000	1.324023000
	6	-2.280269000	-3.544742000	0.472075000
	6	-1.235234000	-2.601115000	0.567602000
	6	-0.270426000	-2.751574000	1.560801000
	6	-0.340958000	-3.858508000	2.419181000
	1	-1.422470000	-5.637453000	2.977868000
	1	-3.181833000	-5.357405000	1.237795000
	1	0.507774000	-2.006177000	1.682859000
	1	0.413018000	-3.986694000	3.190932000
	6	-1.483799000	-1.556228000	-0.445164000
	6	-2.695560000	-2.030498000	-1.201366000
	7	-3.132232000	-3.188475000	-0.580428000
	8	-3.223322000	-1.533567000	-2.199716000
	7	-0.429677000	-0.957534000	-1.120865000
	6	-0.656311000	-0.160946000	-2.111097000
	1	-1.635245000	0.017172000	-2.546511000
	6	0.507572000	0.406434000	-2.872194000
	9	0.146877000	1.522135000	-3.538794000
	9	1.568526000	0.714595000	-2.095044000
	9	0.965204000	-0.477016000	-3.806917000
	6	-4.312362000	-3.924874000	-0.985737000
	1	-4.728315000	-3.425775000	-1.861764000
	1	-4.054771000	-4.957498000	-1.245129000
	1	-5.059256000	-3.934243000	-0.184001000
	6	-2.864556000	3.099604000	-1.728679000

TS-4

6	-1.539621000	3.204592000	-1.271216000
6	-0.726830000	4.246361000	-1.746516000
6	-1.240423000	5.148896000	-2.669268000
6	-2.568158000	5.029561000	-3.119768000
6	-3.391690000	4.008699000	-2.653024000
6	-2.242923000	1.261744000	-0.077460000
6	-1.172046000	2.183316000	-0.286589000
1	0.292714000	4.327758000	-1.384066000
1	-0.615885000	5.954214000	-3.045215000
1	-2.959115000	5.743262000	-3.839718000
1	-4.417456000	3.920612000	-2.998755000
16	-3.707376000	1.749037000	-0.995476000
6	-2.219053000	0.099656000	0.739090000
1	-1.320959000	0.025579000	1.338567000
6	-3.401226000	-0.430158000	1.469641000
6	-3.244144000	-0.696365000	2.842981000
6	-4.664303000	-0.658184000	0.892518000
6	-4.312107000	-1.148705000	3.617591000
1	-2.277180000	-0.524315000	3.306794000
6	-5.730812000	-1.115812000	1.666693000
1	-4.812896000	-0.512308000	-0.171633000
6	-5.562353000	-1.358936000	3.032405000
1	-4.165494000	-1.337120000	4.677673000
1	-6.696401000	-1.285800000	1.198162000
1	-6.396351000	-1.712725000	3.632207000
7	0.046822000	2.332285000	0.277138000
16	0.592032000	1.700243000	1.651930000
8	-0.305414000	1.917440000	2.818562000
8	1.090016000	0.294430000	1.525865000
6	2.051751000	2.716835000	1.885333000
6	3.026030000	2.780667000	0.882035000
6	2.232519000	3.385879000	3.092695000
6	4.179123000	3.527670000	1.099151000
1	2.873511000	2.262166000	-0.059304000
6	3.397456000	4.131661000	3.295219000
1	1.469068000	3.326800000	3.860886000
6	4.385551000	4.215897000	2.308079000
1	4.933729000	3.581071000	0.317968000
1	3.535374000	4.656447000	4.237192000
6	5.641880000	5.025925000	2.522904000
1	5.712920000	5.846130000	1.797883000
1	5.670538000	5.460830000	3.526243000
1	6.538989000	4.408310000	2.395044000
1	1.399635000	-1.332026000	-0.640492000

	6	4.844505000	-2.995136000	-0.845703000
	6	3.829228000	-3.224763000	-1.824290000
	6	2.612329000	-2.605386000	-1.710235000
	7	2.341653000	-1.770033000	-0.680849000
	6	3.274793000	-1.510026000	0.264957000
	6	4.513675000	-2.095774000	0.213479000
	1	3.994479000	-3.882491000	-2.666074000
	1	1.817995000	-2.741733000	-2.433497000
	1	2.970204000	-0.817564000	1.040062000
	1	5.225608000	-1.857201000	0.991235000
	7	6.050530000	-3.592893000	-0.920338000
	6	7.069087000	-3.334687000	0.100131000
	1	7.958405000	-3.917340000	-0.134539000
	1	7.346528000	-2.274922000	0.123042000
	1	6.715201000	-3.630449000	1.093874000
	6	6.358385000	-4.506121000	-2.023427000
	1	7.372582000	-4.881428000	-1.897276000
	1	5.672887000	-5.360798000	-2.031730000
	1	6.298387000	-3.993475000	-2.989978000
	6	1.201599000	-5.206613000	1.672834000
	6	2.281763000	-4.832903000	0.859549000
	6	2.102904000	-3.771241000	-0.020577000
	6	0.870883000	-3.062603000	-0.121663000
	6	-0.187412000	-3.452266000	0.707490000
	6	-0.016501000	-4.521725000	1.595797000
	1	1.316960000	-6.034217000	2.367758000
	1	3.230683000	-5.358735000	0.917593000
	1	-1.138707000	-2.931011000	0.672587000
	1	-0.843450000	-4.819877000	2.235574000
	6	1.060406000	-2.033548000	-1.121933000
	6	2.427321000	-2.146608000	-1.613664000
	7	3.012290000	-3.216609000	-0.915816000
	8	3.029327000	-1.485280000	-2.483147000
	7	0.124495000	-1.152705000	-1.548503000
	6	0.361872000	-0.211935000	-2.424479000
	1	1.322583000	-0.068285000	-2.908157000
	6	-0.748725000	0.660601000	-2.872861000
	9	-1.574760000	0.077032000	-3.802920000
	9	-1.589756000	1.043733000	-1.865518000
	9	-0.276434000	1.789123000	-3.450565000
	6	4.380591000	-3.642772000	-1.103355000
	1	4.823159000	-2.990219000	-1.857969000
	1	4.952788000	-3.557368000	-0.171486000
	1	4.431656000	-4.682042000	-1.450534000
<b>INT-4</b>				

6	3.580991000	-0.496122000	2.047781000
6	2.232631000	-0.204597000	2.354665000
6	1.608223000	-0.922494000	3.393238000
6	2.330163000	-1.866862000	4.112820000
6	3.678436000	-2.112345000	3.814253000
6	4.313288000	-1.433173000	2.776549000
6	2.646583000	1.190261000	0.410785000
6	1.673448000	0.823898000	1.471640000
1	0.567089000	-0.757631000	3.631046000
1	1.843271000	-2.420713000	4.909098000
1	4.233619000	-2.848889000	4.387773000
1	5.350963000	-1.637619000	2.532353000
16	4.212633000	0.386571000	0.659014000
6	2.349643000	2.081641000	-0.570177000
1	1.361376000	2.526844000	-0.476650000
6	3.159322000	2.579380000	-1.674882000
6	2.829098000	3.843400000	-2.209689000
6	4.235134000	1.869232000	-2.248900000
6	3.576511000	4.401314000	-3.242603000
1	1.987893000	4.391054000	-1.792975000
6	4.971461000	2.426070000	-3.291855000
1	4.449387000	0.855898000	-1.927460000
6	4.655393000	3.696081000	-3.784080000
1	3.314712000	5.381611000	-3.630391000
1	5.789327000	1.861607000	-3.730615000
1	5.236102000	4.126203000	-4.595144000
7	0.531198000	1.464704000	1.463559000
16	-0.682213000	1.351887000	2.586564000
8	-1.510383000	0.152085000	2.312146000
8	-0.206839000	1.525085000	3.974590000
6	-1.625639000	2.809737000	2.157534000
6	-2.061211000	3.011322000	0.843480000
6	-1.969132000	3.701160000	3.172369000
6	-2.842103000	4.125940000	0.555430000
1	-1.779857000	2.320872000	0.056706000
6	-2.755954000	4.812462000	2.863371000
1	-1.618595000	3.532226000	4.184304000
6	-3.204937000	5.042841000	1.557502000
1	-3.174539000	4.290635000	-0.466398000
1	-3.019509000	5.511568000	3.652497000
6	-4.063425000	6.239383000	1.225864000
1	-3.672728000	6.778594000	0.355526000
1	-5.087272000	5.931186000	0.979131000
1	-4.117715000	6.938161000	2.065545000

	6	-5.451142000	-2.004668000	-1.053264000
	6	-4.663517000	-2.391227000	-2.180472000
	6	-3.312551000	-2.159868000	-2.187017000
	7	-2.693608000	-1.572084000	-1.137796000
	6	-3.398670000	-1.176202000	-0.051552000
	6	-4.753710000	-1.375264000	0.022388000
	1	-5.108186000	-2.866410000	-3.043496000
	1	-2.681039000	-2.425841000	-3.025456000
	1	-2.831741000	-0.700344000	0.742277000
	1	-5.272372000	-1.044149000	0.911162000
	7	-6.781662000	-2.219620000	-1.008615000
	6	-7.558807000	-1.807921000	0.162854000
	1	-7.209956000	-2.318003000	1.067626000
	1	-7.494871000	-0.725308000	0.318909000
	1	-8.603413000	-2.069968000	0.002748000
	6	-7.465303000	-2.870932000	-2.128387000
	1	-8.526755000	-2.945504000	-1.897668000
	1	-7.353385000	-2.291087000	-3.051259000
	1	-7.076530000	-3.881822000	-2.294641000
	1	-1.658487000	-1.401680000	-1.187346000
	6	1.028738000	-5.099287000	1.529721000
	6	2.086730000	-4.824550000	0.651342000
	6	1.999568000	-3.677278000	-0.127211000
	6	0.888108000	-2.801126000	-0.061378000
	6	-0.141636000	-3.081591000	0.838762000
	6	-0.067777000	-4.236393000	1.626990000
	1	1.070689000	-5.991806000	2.147828000
	1	2.943543000	-5.487681000	0.585201000
	1	-0.977819000	-2.402383000	0.953160000
	1	-0.869146000	-4.458964000	2.325788000
	6	1.140614000	-1.716403000	-1.001245000
	6	2.467715000	-2.007070000	-1.628086000
	7	2.918916000	-3.191026000	-1.061718000
	8	3.069573000	-1.390920000	-2.515277000
	7	0.280623000	-0.779029000	-1.371884000
	6	0.665285000	0.233717000	-2.174892000
	1	1.530135000	0.120374000	-2.820734000
	6	-0.448563000	1.009426000	-2.800294000
	9	-1.142053000	0.269173000	-3.725299000
	9	-1.383609000	1.433942000	-1.909533000
	9	0.000319000	2.096602000	-3.460024000
	6	4.168962000	-3.830714000	-1.419258000
	1	4.649900000	-3.211802000	-2.177652000
	1	4.827426000	-3.914706000	-0.547586000

TS-5

1	3.992415000	-4.832006000	-1.827869000
6	3.824368000	-0.292489000	1.763113000
6	2.490118000	-0.232153000	2.231152000
6	2.169571000	-0.923550000	3.416234000
6	3.158568000	-1.610817000	4.109810000
6	4.483152000	-1.627313000	3.643972000
6	4.823998000	-0.972454000	2.464594000
6	2.338626000	0.948740000	0.150613000
6	1.625562000	0.543008000	1.332540000
1	1.158156000	-0.916531000	3.797546000
1	2.901239000	-2.142495000	5.021154000
1	5.247008000	-2.164137000	4.199492000
1	5.842726000	-0.997926000	2.088994000
16	4.061859000	0.519440000	0.225517000
6	1.746531000	1.704321000	-0.874909000
1	0.800572000	2.141256000	-0.568308000
6	2.515686000	2.509264000	-1.851956000
6	2.170244000	3.862855000	-2.020280000
6	3.586573000	1.994010000	-2.605059000
6	2.894127000	4.685838000	-2.881394000
1	1.334252000	4.272124000	-1.458880000
6	4.306753000	2.818639000	-3.470400000
1	3.826169000	0.936688000	-2.543045000
6	3.969834000	4.167541000	-3.607709000
1	2.616410000	5.731080000	-2.987560000
1	5.128325000	2.401969000	-4.047040000
1	4.532491000	4.806351000	-4.282896000
7	0.353299000	0.944808000	1.442400000
16	-0.637775000	0.867233000	2.718175000
8	-1.529547000	-0.325135000	2.619599000
8	-0.000303000	1.063339000	4.044036000
6	-1.659258000	2.317624000	2.431369000
6	-2.192371000	2.588611000	1.166687000
6	-1.973374000	3.130807000	3.519650000
6	-3.038183000	3.681541000	1.002541000
1	-1.929273000	1.968329000	0.318655000
6	-2.825154000	4.222711000	3.337805000
1	-1.547787000	2.916297000	4.493597000
6	-3.372992000	4.515078000	2.083343000
1	-3.443137000	3.895195000	0.016221000
1	-3.062867000	4.857613000	4.187515000
6	-4.303696000	5.688059000	1.889080000
1	-3.986205000	6.312860000	1.046266000
1	-5.324058000	5.349036000	1.669487000

	1	-4.346298000	6.317564000	2.782795000
	6	-5.291099000	-1.961757000	-1.203224000
	6	-4.431357000	-2.062939000	-2.339578000
	6	-3.111707000	-1.709793000	-2.237959000
	7	-2.590234000	-1.260984000	-1.071749000
	6	-3.365665000	-1.144303000	0.034105000
	6	-4.695114000	-1.479263000	0.001727000
	1	-4.796633000	-2.415311000	-3.293832000
	1	-2.428805000	-1.759666000	-3.075616000
	1	-2.872985000	-0.782219000	0.931957000
	1	-5.271917000	-1.370072000	0.909537000
	7	-6.593483000	-2.302806000	-1.266228000
	6	-7.446324000	-2.190122000	-0.080441000
	1	-7.081385000	-2.830231000	0.730465000
	1	-7.490749000	-1.155410000	0.276600000
	1	-8.455041000	-2.506832000	-0.340370000
	6	-7.170374000	-2.796267000	-2.519257000
	1	-8.224706000	-3.015644000	-2.359328000
	1	-7.090934000	-2.045626000	-3.313392000
	1	-6.672609000	-3.715093000	-2.848282000
	1	-1.576735000	-1.014379000	-1.041552000
	6	-5.914746000	1.357200000	-1.969369000
	6	-6.069941000	0.225293000	-1.155182000
	6	-4.915984000	-0.424667000	-0.741030000
	6	-3.636715000	0.027931000	-1.118850000
	6	-3.496931000	1.151921000	-1.929779000
	6	-4.651007000	1.818207000	-2.354304000
	1	-6.801872000	1.885071000	-2.307027000
	1	-7.055960000	-0.121483000	-0.865700000
	1	-2.513387000	1.505401000	-2.223423000
	1	-4.566149000	2.696823000	-2.985674000
	6	-2.657942000	-0.880112000	-0.521212000
	6	-3.492913000	-1.929587000	0.248695000
	7	-4.806228000	-1.572207000	0.068503000
	8	-3.087670000	-2.882307000	0.901560000
	7	-1.386939000	-0.778883000	-0.623727000
	6	-0.490436000	-1.753810000	-0.002607000
	1	-0.971221000	-2.293713000	0.814816000
	6	-0.163267000	-2.803865000	-1.079934000
	9	-1.291681000	-3.313976000	-1.618181000
	9	0.558232000	-2.275153000	-2.094644000
	9	0.540543000	-3.838585000	-0.581337000
	6	-5.927358000	-2.298917000	0.639611000
	1	-5.523268000	-3.135569000	1.209911000

5



1	-6.505553000	-1.649636000	1.304637000
1	-6.581106000	-2.678856000	-0.151812000
6	0.093406000	1.929194000	3.100400000
6	-0.032005000	2.475838000	1.804231000
6	-0.396310000	3.828266000	1.667977000
6	-0.605301000	4.594472000	2.807019000
6	-0.458609000	4.037495000	4.091611000
6	-0.111139000	2.700136000	4.250132000
6	0.505113000	0.231655000	1.280078000
6	0.217839000	1.479115000	0.782429000
1	-0.499625000	4.259456000	0.679080000
1	-0.887039000	5.638782000	2.706264000
1	-0.623179000	4.655595000	4.969558000
1	-0.007273000	2.264149000	5.239297000
16	0.493585000	0.220036000	3.042838000
6	0.809748000	-1.025555000	0.479488000
1	1.311115000	-0.680012000	-0.430093000
6	1.779724000	-1.953252000	1.211585000
6	3.136942000	-1.933540000	0.866002000
6	1.362697000	-2.804992000	2.245897000
6	4.058242000	-2.740567000	1.536192000
1	3.477135000	-1.280820000	0.066672000
6	2.282847000	-3.611635000	2.917927000
1	0.316255000	-2.850800000	2.534338000
6	3.633901000	-3.582584000	2.565783000
1	5.106261000	-2.711099000	1.250883000
1	1.940397000	-4.265624000	3.715065000
1	4.348470000	-4.212981000	3.087612000
7	0.007671000	1.728791000	-0.602095000
16	1.076511000	2.568282000	-1.600237000
8	0.387236000	2.599921000	-2.899091000
8	1.434501000	3.814624000	-0.911776000
6	2.585009000	1.622388000	-1.805972000
6	2.655057000	0.649199000	-2.808974000
6	3.673976000	1.870182000	-0.967355000
6	3.833297000	-0.075156000	-2.968045000
1	1.805429000	0.470443000	-3.459245000
6	4.845993000	1.135036000	-1.144211000
1	3.611517000	2.635501000	-0.201698000
6	4.947630000	0.157281000	-2.144806000
1	3.892084000	-0.828198000	-3.749381000
1	5.696682000	1.329682000	-0.496785000
6	6.231043000	-0.608293000	-2.355123000
1	6.033643000	-1.651153000	-2.623620000

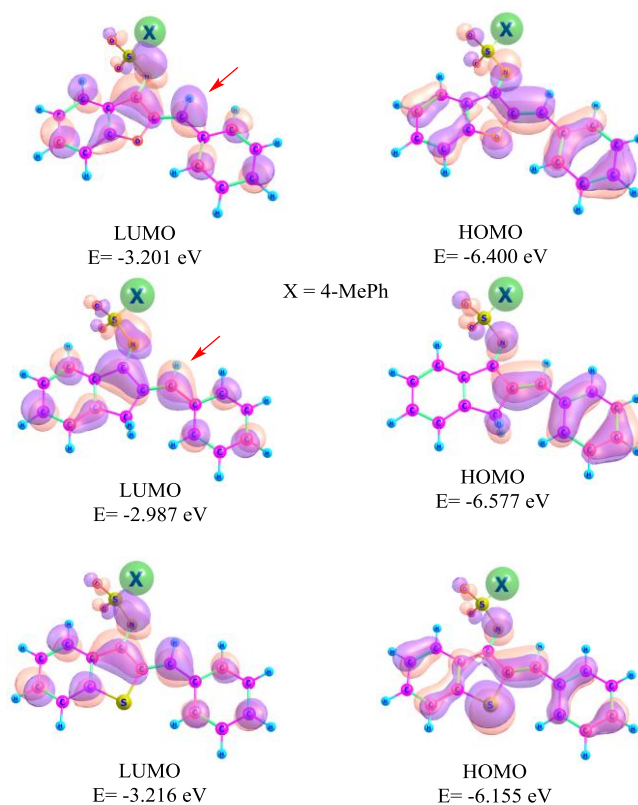
	1	6.815182000	-0.167952000	-3.173596000
	1	6.857647000	-0.593704000	-1.458547000
	1	-0.426802000	0.929535000	-1.079813000

**Table S4** Number and values ( $\text{cm}^{-1}$ ) of imaginary frequencies for the stationary points involved in the formation of **4** and **5**, computed at the B3LYP/6-31G\* level of theory.

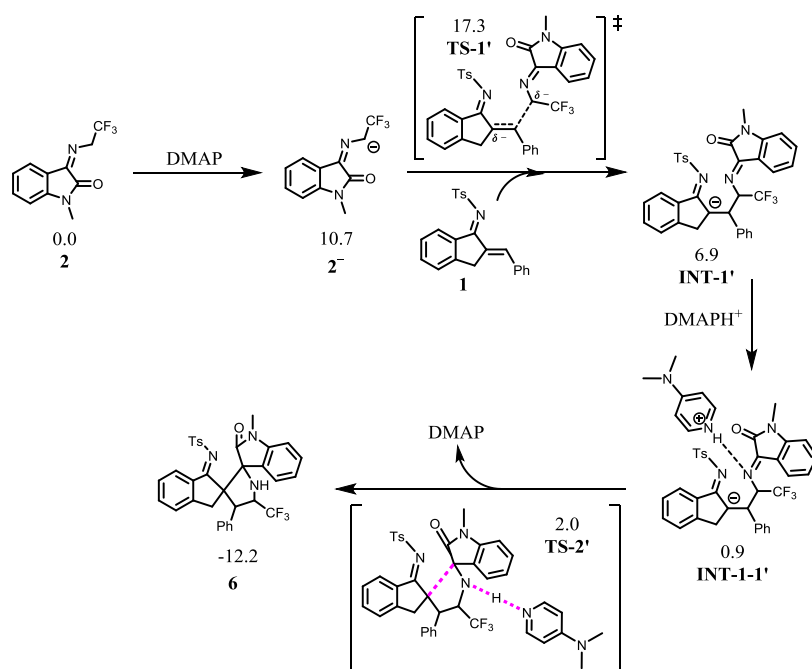
Name	No. of I.F.	Value of I.F.	Name	No. of I.F.	Value of I.F.
<b>2</b>	0	–	<b>TS-3</b>	1	-165.7 <i>i</i>
<b>2'</b>	0	–	<b>INT-3</b>	0	–
<b>3a</b>	0	–	<b>TS-4</b>	1	-277.8 <i>i</i>
<b>TS-1</b>	1	-142.6 <i>i</i>	<b>INT-4</b>	0	–
<b>INT-1</b>	0	–	<b>TS-5</b>	1	-260.7 <i>i</i>
<b>TS-2</b>	1	-26.4 <i>i</i>	<b>5</b>	0	–
<b>4</b>	0	–			

**Table S5** Electronic energies, Gibbs free-energies, entropies (at 298.15 K in CH<sub>3</sub>CN solvent) computed at the B3LYP/6-31G\* level of theory, and electronic energies computed at the m06-PCM/6-311++G\*\* level of theory.

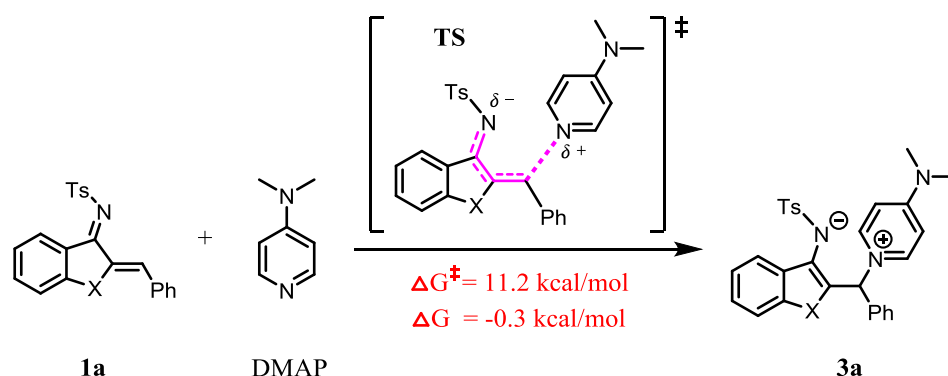
Species	$E^{B3}$ in a.u.	$S^{B3}$ in cal/mol K	$G^{B3}$ in a.u.	$E^{M06}$ in a.u.
<b>DMAP</b>	-382.26509	92.654	-382.13692	-382.0732376
<b>1a</b>	-1850.09977	176.052	-1849.82352	-1849.578841
<b>1a-py-com (3a)</b>	-2232.36622	219.147	-2231.93423	-2231.670483
<b>1b</b>	-1491.22731	171.955	-1490.92192	-1490.688549
<b>1b-py-com</b>	-1873.48235	219.425	-1873.02397	-1872.767472
<b>1c</b>	-1527.13164	168.76	-1526.84933	-1526.606627
<b>1c-py-com</b>	-1909.38978	216.491	-1908.95391	-1908.68764
<b>2</b>	-908.86287	124.861	-908.71734	-908.6038949
<b>2'</b>	-1291.12294	177.755	-1290.82861	-1290.677694
<b>3a</b>	-2232.36622	219.147	-2231.93423	-2231.670483
<b>TS-1</b>	-3523.46657	344.579	-3522.71358	-3522.346673
<b>INT-1</b>	-3141.20257	282.685	-3140.5925	-3140.274001
<b>DMAP</b>	-382.26509	92.654	-382.13692	-382.0732376
<b>TS-2</b>	-2758.92722	229.648	-2758.47	-2758.179931
<b>4</b>	-2758.96839	232.155	-2758.50895	-2758.225425
<b>TS-3</b>	-3141.20947	285.183	-3140.60406	-3140.278658
<b>INT-3</b>	-3141.22607	294.744	-3140.62267	-3140.293108
<b>TS-4</b>	-3141.21199	292.053	-3140.61008	-3140.274937
<b>INT-4</b>	-3141.22769	310.181	-3140.63439	-3140.275737
<b>TS-5</b>	-3141.21867	292.056	-3140.61697	-3140.273437
<b>5</b>	-2758.98133	243.919	-2758.52822	-2758.225802



**Figure S1.** Molecular orbitals of **1a**, **1b** and **1c**, computed at the B3LYP/6-311+g\* level of theory.



**Figure S2.** Proposed reaction mechanism and free-energy variations (kcal/mol) for the formation of product **6** from the azadiene bearing an indene moiety and **2**.



**Figure S3.** Proposed mechanism for the formation of **3a** from **1a** and DMAP.

### Computational Methods

All calculations were finished using the Gaussian 16 computational program<sup>[4]</sup>. Geometrical optimizations were performed by the B3LYP density functional method<sup>[5]</sup> with the 6-31g\* basis set for all elements. The default self-consistent reaction field polarizable continuum model<sup>[6]</sup> was used to consider the implicit solvation effects of CH<sub>3</sub>CN. All of the resultant stationary point geometries were characterized by vibrational analyses, from which zero point energies and Gibbs free-energies were obtained, in addition to confirming whether all of the structures resided at minima or first-order saddle points on the potential energy surfaces. Then, single point calculations were carried out using the m06 method<sup>[7]</sup> and the 6-311++G\*\* basis set in CH<sub>3</sub>CN. Considering the default entropic data obtained from the Gaussian output files are the idea-gas-phase entropies, which would exaggerate the activation entropies for the bimolecular reaction in solution.<sup>[8]</sup> Hence, the default entropies are scaled by a factor of 0.4 in Gibbs free-energy determinations.

## 10. X-ray data collection and structure determinations

Single crystals of **3a**, **4a**, **4c**, **5a**, **5f**, **5l**, **6a**, **6h** was grown by slow diffusion of *n*-hexane into a dichloromethane solution. X-ray single-crystal diffraction data was collected on a Rigaku XtaLAB P200 diffractometer at 200 K with MoK  $\alpha$  radiation ( $\lambda=0.71073 \text{ \AA}$ ) in the  $\omega$  scan mode. The program SAINT was used for integration of the diffraction profiles. The structure was solved using direct methods using the SHELXS program of the SHELXTL package and refined using full matrix least-squares methods with SHELXL (semi empirical absorption corrections were applied using the SADABS program). Other non-hydrogen atoms were located in successive difference Fourier syntheses and refined with anisotropic thermal parameters on *F*<sup>2</sup>. The hydrogen atoms were generated theoretically onto the specific atoms and refined isotopically with fixed thermal factors. Detailed crystallographic data were summarized in Table S3-S10.

**Table S6** Crystal Data and Structure Refinements for (3a)

Empirical formula	C <sub>29</sub> H <sub>27</sub> N <sub>3</sub> O <sub>2</sub> S <sub>2</sub>
Formula weight	513.65
Temperature/K	293
Crystal system	orthorhombic
Space group	P2 <sub>1</sub> 2 <sub>1</sub> 2 <sub>1</sub>
a/Å	9.1649(3)
b/Å	11.9976(4)
c/Å	23.8507(9)
α/°	90
β/°	90
γ/°	90
Volume/Å <sup>3</sup>	2622.55(16)
Z	4
ρ <sub>calc</sub> /cm <sup>3</sup>	1.301
μ/mm <sup>-1</sup>	2.088
F(000)	1080.0
Crystal size/mm <sup>3</sup>	0.05 × 0.03 × 0.02
Radiation	CuKα (λ = 1.54184)
2θ range for data collection/°	7.412 to 134.918
Index ranges	-10 ≤ h ≤ 10, -13 ≤ k ≤ 14, -28 ≤ l ≤ 28
Reflections collected	24974
Independent reflections	4693 [R <sub>int</sub> = 0.1160, R <sub>sigma</sub> = 0.0868]
Data/restraints/parameters	4693/384/328
Goodness-of-fit on F <sup>2</sup>	1.032
Final R indexes [I ≥ 2σ (I)]	R <sub>1</sub> = 0.0669, wR <sub>2</sub> = 0.1558
Final R indexes [all data]	R <sub>1</sub> = 0.1158, wR <sub>2</sub> = 0.1877
Largest diff. peak/hole / e Å <sup>-3</sup>	0.23/-0.35
Flack parameter	-0.06(2)

**Table S7** Crystal Data and Structure Refinements for **4a**

Empirical formula	C <sub>33</sub> H <sub>26</sub> F <sub>3</sub> N <sub>3</sub> O <sub>3</sub> S <sub>2</sub>
Formula weight	633.69
Temperature/K	296(2)
Crystal system	monoclinic
Space group	C2/c
a/Å	40.85(6)
b/Å	9.365(15)
c/Å	16.24(3)
$\alpha$ /°	90
$\beta$ /°	95.12(2)
$\gamma$ /°	90
Volume/Å <sup>3</sup>	6188(18)
Z	8
$\rho_{\text{calc}}$ /cm <sup>3</sup>	1.360
$\mu$ /mm <sup>-1</sup>	0.229
F(000)	2624.0
Crystal size/mm <sup>3</sup>	0.080 × 0.070 × 0.060
Radiation	MoK $\alpha$ ( $\lambda$ = 0.71073)
2 $\Theta$ range for data collection/°	5.08 to 49.994
Index ranges	-48 ≤ h ≤ 48, -11 ≤ k ≤ 11, -19 ≤ l ≤ 19
Reflections collected	24102
Independent reflections	5404 [R <sub>int</sub> = 0.1713, R <sub>sigma</sub> = 0.1271]
Data/restraints/parameters	5404/0/399
Goodness-of-fit on F <sup>2</sup>	0.917
Final R indexes [I ≥ 2 $\sigma$ (I)]	R <sub>1</sub> = 0.0600, wR <sub>2</sub> = 0.1218
Final R indexes [all data]	R <sub>1</sub> = 0.1566, wR <sub>2</sub> = 0.1672
Largest diff. peak/hole / e Å <sup>-3</sup>	0.40/-0.39

**Table S8** Crystal Data and Structure Refinements for **4c**

Empirical formula	C <sub>33</sub> H <sub>25</sub> BrF <sub>3</sub> N <sub>3</sub> O <sub>3</sub> S <sub>2</sub>
Formula weight	712.59
Temperature/K	293
Crystal system	triclinic
Space group	P-1
a/Å	9.9808(3)
b/Å	12.3492(4)
c/Å	26.8447(7)
α/°	83.386(2)
β/°	83.439(2)
γ/°	69.273(3)
Volume/Å <sup>3</sup>	3064.36(17)
Z	2
ρ <sub>calc</sub> /cm <sup>3</sup>	1.545
μ/mm <sup>-1</sup>	3.609
F(000)	1448.0
Crystal size/mm <sup>3</sup>	0.05 × 0.04 × 0.04
Radiation	CuKα (λ = 1.54184)
2θ range for data collection/°	3.324 to 133.186
Index ranges	-11 ≤ h ≤ 9, -14 ≤ k ≤ 14, -31 ≤ l ≤ 31
Reflections collected	31185
Independent reflections	10506 [R <sub>int</sub> = 0.0679, R <sub>sigma</sub> = 0.0782]
Data/restraints/parameters	10506/0/815
Goodness-of-fit on F <sup>2</sup>	1.043
Final R indexes [I ≥ 2σ (I)]	R <sub>1</sub> = 0.0581, wR <sub>2</sub> = 0.1554
Final R indexes [all data]	R <sub>1</sub> = 0.0772, wR <sub>2</sub> = 0.1719
Largest diff. peak/hole / e Å <sup>-3</sup>	0.56/-0.65

**Table S9** Crystal Data and Structure Refinements for **5a**

Empirical formula	C <sub>33</sub> H <sub>25</sub> F <sub>3</sub> N <sub>3</sub> O <sub>3</sub> S <sub>2</sub>
Formula weight	632.68
Temperature/K	293(2)
Crystal system	triclinic
Space group	P-1
a/Å	10.6708(2)
b/Å	11.2012(2)
c/Å	13.5189(2)
$\alpha$ /°	72.0460(10)
$\beta$ /°	81.0890(10)
$\gamma$ /°	79.8810(10)
Volume/Å <sup>3</sup>	1504.48(5)
Z	2
$\rho_{\text{calc}}$ /cm <sup>3</sup>	1.397
$\mu$ /mm <sup>-1</sup>	2.107
F(000)	654.0
Crystal size/mm <sup>3</sup>	0.4 × 0.05 × 0.05
Radiation	CuK $\alpha$ ( $\lambda$ = 1.54184)
2 $\Theta$ range for data collection/°	6.914 to 133.194
Index ranges	-12 ≤ h ≤ 12, -13 ≤ k ≤ 13, -15 ≤ l ≤ 16
Reflections collected	13816
Independent reflections	5162 [R <sub>int</sub> = 0.0305, R <sub>sigma</sub> = 0.0369]
Data/restraints/parameters	5162/0/399
Goodness-of-fit on F <sup>2</sup>	1.082
Final R indexes [I ≥ 2 $\sigma$ (I)]	R <sub>1</sub> = 0.0407, wR <sub>2</sub> = 0.1184
Final R indexes [all data]	R <sub>1</sub> = 0.0444, wR <sub>2</sub> = 0.1220
Largest diff. peak/hole / e Å <sup>-3</sup>	0.66/-0.32



**Table S10** Crystal Data and Structure Refinements for **5f**

Empirical formula	C <sub>34</sub> H <sub>28</sub> F <sub>3</sub> N <sub>3</sub> O <sub>4</sub> S <sub>2</sub>
Formula weight	663.71
Temperature/K	100.00(10)
Crystal system	triclinic
Space group	P-1
a/Å	10.2368(7)
b/Å	11.0840(5)
c/Å	14.3042(6)
α/°	89.713(4)
β/°	80.773(4)
γ/°	69.781(5)
Volume/Å <sup>3</sup>	1501.07(15)
Z	2
ρ <sub>calc</sub> /cm <sup>3</sup>	1.468
μ/mm <sup>-1</sup>	2.164
F(000)	688.0
Crystal size/mm <sup>3</sup>	0.2 × 0.2 × 0.2
Radiation	CuKα (λ = 1.54184)
2θ range for data collection/°	6.27 to 134.136
Index ranges	-12 ≤ h ≤ 11, -13 ≤ k ≤ 13, -17 ≤ l ≤ 16
Reflections collected	15530
Independent reflections	5364 [R <sub>int</sub> = 0.0435, R <sub>sigma</sub> = 0.0485]
Data/restraints/parameters	5364/0/418
Goodness-of-fit on F <sup>2</sup>	1.076
Final R indexes [I >= 2σ (I)]	R <sub>1</sub> = 0.0353, wR <sub>2</sub> = 0.0910
Final R indexes [all data]	R <sub>1</sub> = 0.0387, wR <sub>2</sub> = 0.0946
Largest diff. peak/hole / e Å <sup>-3</sup>	0.36/-0.32

**Table S11** Crystal Data and Structure Refinements for **5I**

Empirical formula	C <sub>32</sub> H <sub>24</sub> F <sub>3</sub> N <sub>3</sub> O <sub>3</sub> S <sub>2</sub>
Formula weight	619.66
Temperature/K	293(2)
Crystal system	monoclinic
Space group	C2/c
a/Å	21.5032(3)
b/Å	9.51180(10)
c/Å	29.3944(4)
α/°	90
β/°	95.3570(10)
γ/°	90
Volume/Å <sup>3</sup>	5985.90(13)
Z	8
ρ <sub>calc</sub> /cm <sup>3</sup>	1.375
μ/mm <sup>-1</sup>	2.106
F(000)	2560.0
Crystal size/mm <sup>3</sup>	0.100 × 0.080 × 0.040
Radiation	CuKα (λ = 1.54184)
2θ range for data collection/°	6.04 to 135.432
Index ranges	-25 ≤ h ≤ 25, -11 ≤ k ≤ 7, -35 ≤ l ≤ 35
Reflections collected	26349
Independent reflections	5362 [R <sub>int</sub> = 0.0513, R <sub>sigma</sub> = 0.0283]
Data/restraints/parameters	5362/0/389
Goodness-of-fit on F <sup>2</sup>	1.070
Final R indexes [I ≥ 2σ (I)]	R <sub>1</sub> = 0.0546, wR <sub>2</sub> = 0.1617
Final R indexes [all data]	R <sub>1</sub> = 0.0574, wR <sub>2</sub> = 0.1645
Largest diff. peak/hole / e Å <sup>-3</sup>	0.64/-0.43

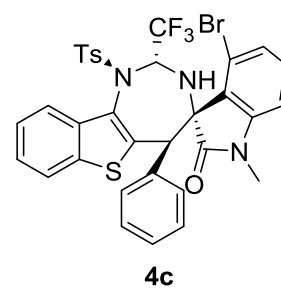
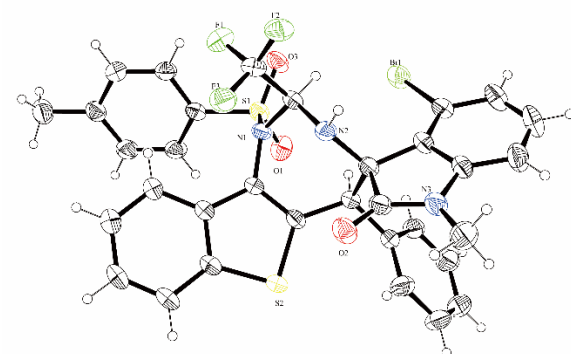
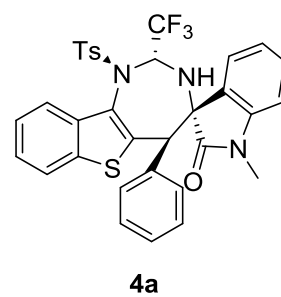
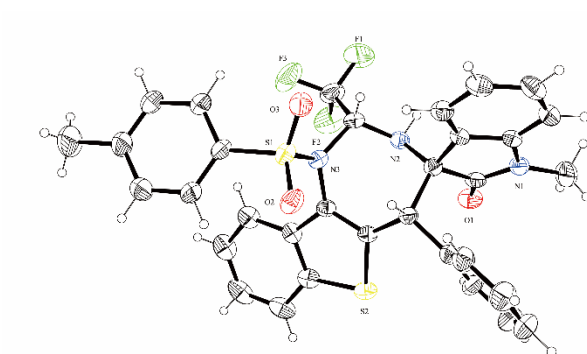
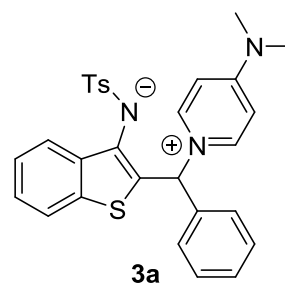
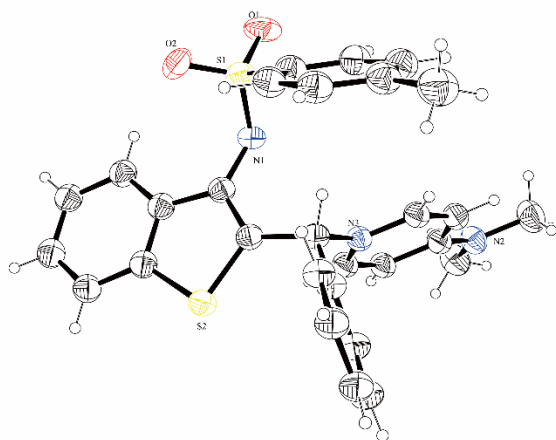
**Table S12** Crystal Data and Structure Refinements for **6a**

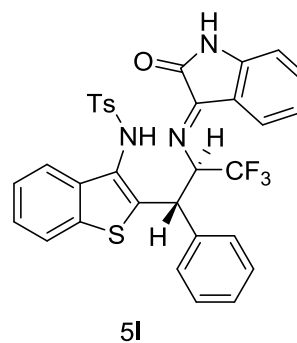
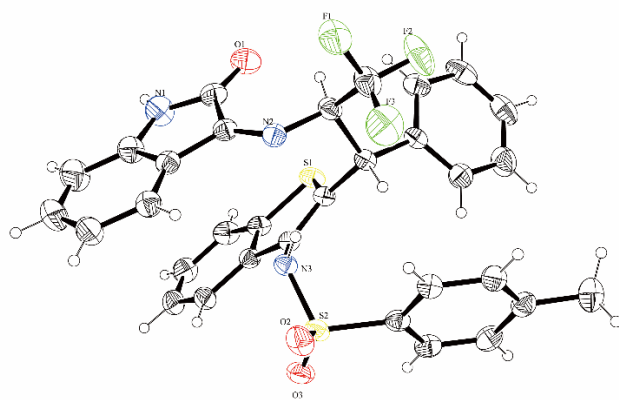
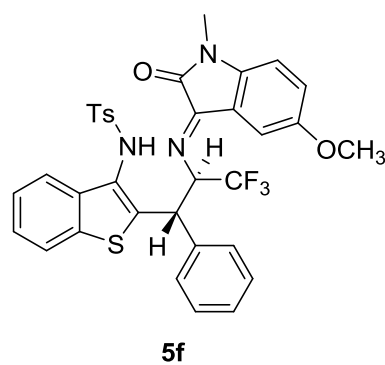
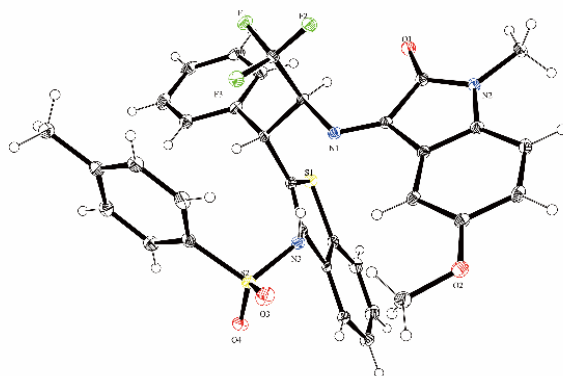
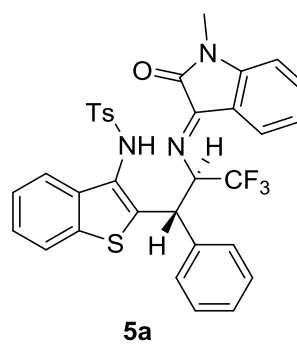
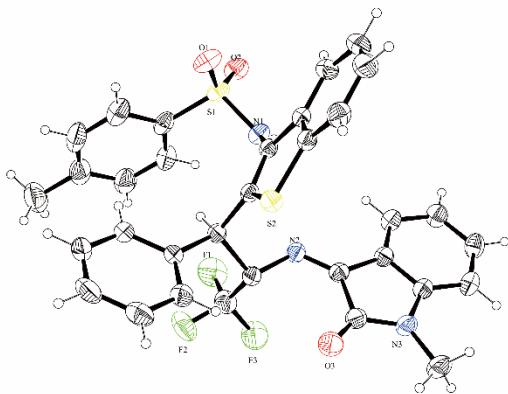
Empirical formula	C <sub>33</sub> H <sub>25</sub> F <sub>3</sub> N <sub>3</sub> O <sub>4</sub> S
Formula weight	616.62
Temperature/K	293.0
Crystal system	triclinic
Space group	P-1
a/Å	10.5671(5)
b/Å	12.1324(4)
c/Å	13.2703(5)
α/°	89.021(3)
β/°	79.487(4)
γ/°	89.424(3)
Volume/Å <sup>3</sup>	1672.46(12)
Z	2
ρ <sub>calc</sub> /cm <sup>3</sup>	1.224
μ/mm <sup>-1</sup>	1.337
F(000)	638.0
Crystal size/mm <sup>3</sup>	0.06 × 0.05 × 0.04
Radiation	CuKα (λ = 1.54184)
2θ range for data collection/°	7.288 to 133.2
Index ranges	-12 ≤ h ≤ 12, -9 ≤ k ≤ 13, -15 ≤ l ≤ 15
Reflections collected	14693
Independent reflections	5695 [R <sub>int</sub> = 0.0811, R <sub>sigma</sub> = 0.0966]
Data/restraints/parameters	5695/301/403
Goodness-of-fit on F <sup>2</sup>	1.143
Final R indexes [I ≥ 2σ (I)]	R <sub>1</sub> = 0.1240, wR <sub>2</sub> = 0.3211
Final R indexes [all data]	R <sub>1</sub> = 0.1874, wR <sub>2</sub> = 0.3916
Largest diff. peak/hole / e Å <sup>-3</sup>	0.70/-0.87

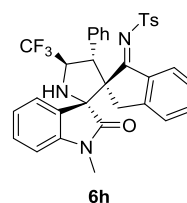
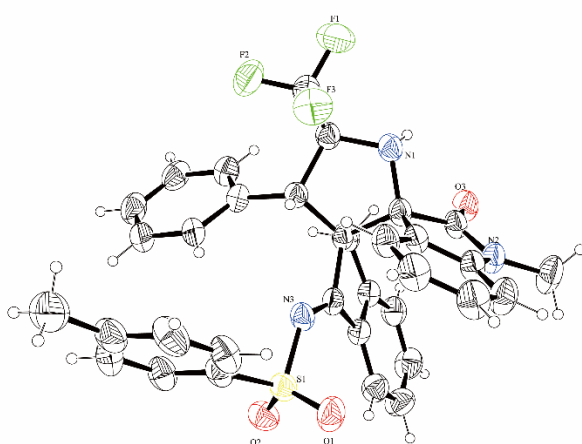
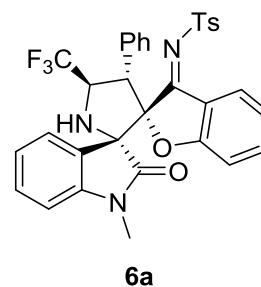
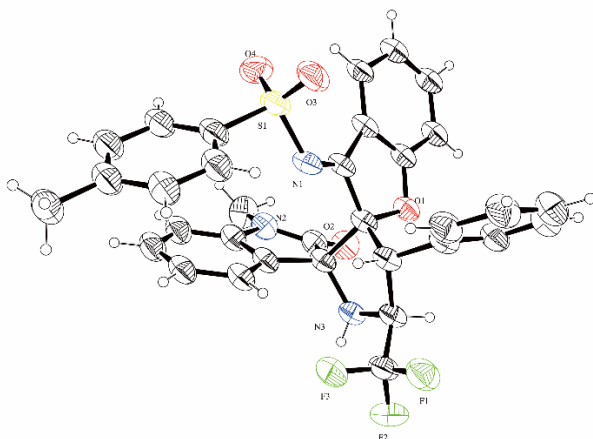
**Table S13** Crystal Data and Structure Refinements for **6h**

Empirical formula	C <sub>34</sub> H <sub>30</sub> F <sub>3</sub> N <sub>3</sub> O <sub>3</sub> S
Formula weight	617.67
Temperature/K	293(2)
Crystal system	triclinic
Space group	P-1
a/Å	10.8546(8)
b/Å	17.5790(10)
c/Å	18.6479(9)
$\alpha$ /°	113.319(5)
$\beta$ /°	106.026(6)
$\gamma$ /°	92.826(5)
Volume/Å <sup>3</sup>	3089.5(4)
Z	4
$\rho_{\text{calc}}$ /cm <sup>3</sup>	1.328
$\mu$ /mm <sup>-1</sup>	1.420
F(000)	1288.0
Radiation	CuK $\alpha$ ( $\lambda$ = 1.54184)
2 $\Theta$ range for data collection/°	5.452 to 133.202
Index ranges	-12 $\leq$ h $\leq$ 12, -20 $\leq$ k $\leq$ 16, -21 $\leq$ l $\leq$ 22
Reflections collected	28409
Independent reflections	10480 [ $R_{\text{int}}$ = 0.0654, $R_{\text{sigma}}$ = 0.1076]
Data/restraints/parameters	10480/0/806
Goodness-of-fit on F <sup>2</sup>	0.976
Final R indexes [ $I \geq 2\sigma(I)$ ]	$R_1$ = 0.0696, $wR_2$ = 0.1757
Final R indexes [all data]	$R_1$ = 0.1351, $wR_2$ = 0.2178
Largest diff. peak/hole / e Å <sup>-3</sup>	0.31/-0.28

## 11. X-ray crystal structures







## 12. References

- (1) Yan, R.-J.; Liu, B.-X.; Xiao, B.-X.; Du, W.; Chen, Y.-C. *Org. Lett.* **2020**, *22*, 4240-4244.
- (2) Gu, Z.; Zhou, J.; Jiang, G.-F.; Zhou, Y.-G. *Org. Chem. Front.* **2018**, *5*, 1148-1151.
- (3) (a) Gao, X.-Y.; Yan, R.-J.; Xiao, B.-X.; Du, W.; Albrecht, Ł.; Chen, Y.-C. *Org. Lett.* **2019**, *21*, 9628-9632. (b) Ponce, A.; Alonso, I.; Adrio, J.; Carretero, J. C. *Chem. Eur. J.* **2016**, *22*, 4952-4959. (c) Onyeagusi, C. I.; Shao, X.; Malcolmson, S. J. *Org. Lett.* **2020**, *22*, 1681-1685. (d) Ma, M.; Zhu, Y.; Sun, Q.; Li, X.; Su, J.; Zhao, L.; Zhao, Y.; Qiu, S.; Yan, W.; Wang, K.; Wang, R. *Chem. Commun.* **2015**, *51*, 8789-8792.
- (4) Gaussian 16, Revision C.02, Gaussian, Inc., Wallingford, CT, **2016**.
- (5) (a) Becke, A. D. *J. Chem. Phys.* **1993**, *98*, 5648-5652; (b) Stephens, P. J.; Devlin, F. J.; Chabalowski, C. F. N.; Frisch, M. J. *J. Phys. Chem.* **1994**, *98*, 11623-11627.
- (6) Scalmani, G.; Frisch, M. J. *J. Chem. Phys.* **2010**, *132*, 114110.
- (7) Zhao, Y.; Truhlar, D. G. *J. Chem. Phys.* **2006**, *125*, 194101.
- (8) (a) Huang, F.; Lu, G.; Zhao, L.; Li, H.; Wang, Z.-X. *J. Am. Chem. Soc.* **2010**, *132*, 12388; (b) Plata, R. E.; Singleton, D. A. *J. Am. Chem. Soc.* **2015**, *137*, 3811; (c) J. Kua, J.; Rodriguez, A. A.; Marucci, L. A.; Galloway, M. M.; De Haan, D. O. *J. Phys. Chem. A* **2015**, *119*, 2122.