

Supporting Information

Iron(III)-Catalyzed Direct C–H Amination of (Hetero)Arenes

Bin Lv^a, Pan Gao^a, Shuwei Zhang^a, Xiaodong Jia^a, Minyan Wang^{b,*}, Yu Yuan^{a,*}

^aCollege of Chemistry and Chemical Engineering, Yangzhou University, Yangzhou 225002, China

^bState Key Laboratory of Coordination Chemistry, School of Chemistry and Chemical Engineering, Nanjing University, Nanjing 210093, China

yyuan@yzu.edu.cn

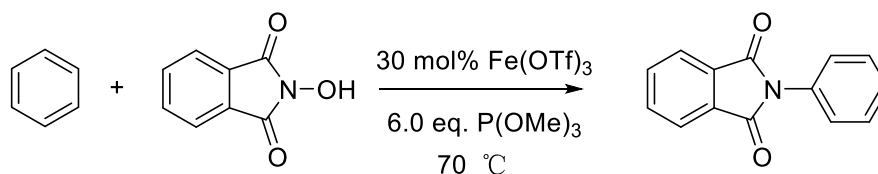
Table of Contents

1. General Information.....	S2
2. Optimization the Reaction Conditions.....	S2
3. General Procedure for Arylamine.....	S4
4. Characterization of Products.....	S4
5. The Theoretical Regioselectivity Calculations	S17
6. Reference	S46
7. Copies of ¹H NMR, ¹³C NMR and ¹⁹F NMR Spectra.	S49

1. General Information.

All new compounds were fully characterized. ^1H NMR and ^{13}C NMR spectra were obtained with an Agilent Technologies 400 or 600 spectrometer in CDCl_3 with TMS as an internal standard. Mass spectra were obtained on a Bruker Dalton maXis instrument. IR spectra were recorded on a FT-IR spectrometer. All reactions were carried out under air atmosphere. Unless otherwise noted, materials obtained from commercial suppliers without further purification. All reactions under standard conditions were monitored by thin-layer chromatography (TLC) on gel F254 plates. All reactions were monitored by TLC. Flash column chromatograph was carried out using 300–400 mesh silica gel at medium pressure.

2. Optimization the Reaction Conditions



Entry ^a	Fe (cat.)	Additive	T ($^\circ\text{C}$)	Solvent	Yield (%) ^b
1 ^a	FeCl_3 (30 mol%)	$\text{P}(\text{OEt})_3$ (5.0 eq.)	100	Benzene	20
2	$\text{Fe}(\text{acac})_3$ (30 mol%)	$\text{P}(\text{OEt})_3$ (5.0 eq.)	100	Benzene	< 10
3	$\text{Fe}(\text{OTs})_3$ (30 mol%)	$\text{P}(\text{OEt})_3$ (5.0 eq.)	100	Benzene	12
4	$\text{Fe}(\text{OTf})_3$ (30 mol%)	$\text{P}(\text{OEt})_3$ (5.0 eq.)	100	Benzene	52
5	FeCl_2 (30 mol%)	$\text{P}(\text{OEt})_3$ (5.0 eq.)	100	Benzene	< 10
6	FeBr_2 (30 mol%)	$\text{P}(\text{OEt})_3$ (5.0 eq.)	100	Benzene	< 10
7	$\text{Fe}(\text{OAc})_2$ (30 mol%)	$\text{P}(\text{OEt})_3$ (5.0 eq.)	100	Benzene	< 10
8	$\text{Fe}(\text{OTf})_2$ (30 mol%)	$\text{P}(\text{OEt})_3$ (5.0 eq.)	100	Benzene	49
9	FePO_4 (30 mol%)	$\text{P}(\text{OEt})_3$ (5.0 eq.)	100	Benzene	< 10
10	$\text{Fe}(\text{OTf})_3$ (50 mol%)	$\text{P}(\text{OEt})_3$ (5.0 eq.)	100	Benzene	47
11	$\text{Fe}(\text{OTf})_3$ (15 mol%)	$\text{P}(\text{OEt})_3$ (5.0 eq.)	100	Benzene	52

12	Fe(OTf) ₃ (5 mol%)	P(OEt) ₃ (5.0 eq.)	100	Benzene	28
13	--	P(OEt) ₃ (5.0 eq.)	100	Benzene	< 10
14	Fe(OTf) ₃ (30 mol%)	P(OEt) ₃ (8.0 eq.)	100	Benzene	51
15	Fe(OTf) ₃ (30 mol%)	P(OEt) ₃ (6.0 eq.)	100	Benzene	62
16	Fe(OTf) ₃ (30 mol%)	P(OEt) ₃ (3.0 eq.)	100	Benzene	21
17	Fe(OTf) ₃ (30 mol%)	P(OEt) ₃ (1.5 eq.)	100	Benzene	< 10
18	Fe(OTf) ₃ (30 mol%)	--	100	Benzene	NR
19	Fe(OTf) ₃ (30 mol%)	P(OMe) ₃ (6.0 eq.)	100	Benzene	76
20	Fe(OTf) ₃ (30 mol%)	P(OPh) ₃ (6.0 eq.)	100	Benzene	39
21	Fe(OTf) ₃ (30 mol%)	OP(OEt) ₃ (6.0 eq.)	100	Benzene	< 10
22	Fe(OTf) ₃ (30 mol%)	P(<i>t</i> -Bu) ₃ (6.0 eq.)	100	Benzene	< 10
23 ^c	Fe(OTf) ₃ (30 mol%)	P(OMe) ₃ (6.0 eq.)	100	DCM	53
24 ^c	Fe(OTf) ₃ (30 mol%)	P(OMe) ₃ (6.0 eq.)	100	DCE	50
25 ^c	Fe(OTf) ₃ (30 mol%)	P(OMe) ₃ (6.0 eq.)	100	CH ₃ CN	43
26 ^c	Fe(OTf) ₃ (30 mol%)	P(OMe) ₃ (6.0 eq.)	100	THF	< 10
27 ^c	Fe(OTf) ₃ (30 mol%)	P(OMe) ₃ (6.0 eq.)	100	DMF	NR
28 ^c	Fe(OTf) ₃ (30 mol%)	P(OMe) ₃ (6.0 eq.)	100	DMSO	NR
29 ^c	Fe(OTf) ₃ (30 mol%)	P(OMe) ₃ (6.0 eq.)	100	1,4-dioxane	NR
30 ^c	Fe(OTf) ₃ (30 mol%)	P(OMe) ₃ (6.0 eq.)	100	Ethanol	NR
31	Fe(OTf) ₃ (30 mol%)	P(OMe) ₃ (6.0 eq.)	r.t.	Benzene	NR
32	Fe(OTf) ₃ (30 mol%)	P(OMe) ₃ (6.0 eq.)	50	Benzene	43
33	Fe(OTf) ₃ (30 mol%)	P(OMe) ₃ (6.0 eq.)	70	Benzene	88
34 ^d	Fe(OTf) ₃ (30 mol%)	P(OMe) ₃ (6.0 eq.)	70	Benzene	75

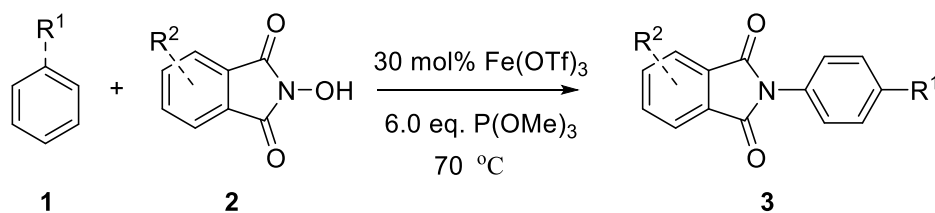
[a] *N*-hydroxyphthalimide (0.1 mmol), Fe (cat.) (30 mol%), additive, benzene (2.0 mL), 70 °C, air.

[b] Yield after purification.

[c] *N*-hydroxyphthalimide (0.1 mmol), benzene (1.0 mmol), Fe(OTf)₃ (30 mol%), P(OMe)₃ (6.0 eq), solvent (2.0 mL), 70 °C, air.

[d] *N*-hydroxyphthalimide (0.1 mmol), benzene (1.0 mmol), Fe(OTf)₃ (30 mol%), P(OMe)₃ (6.0 eq), solvent (2.0 mL), 70 °C, N₂.

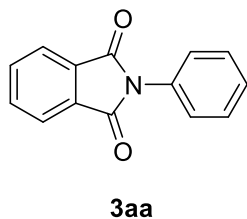
3. General Procedure for Arylamine



To a 15 mL sealed tube was added *N*-hydroxyphthalimide **2** (0.1 mmol), Fe(OTf)₃ (0.03 mmol), trimethyl phosphite (0.6 mmol) and (hetero)arene **1** (2 mL). The formed mixture was stirred at 70 °C under air for 12 h monitored by TLC. The solution was then cooled to room temperature and the solvent was removed under vacuum directly. The crude products were purified by column chromatography on silica gel to afford the desired product **3**.

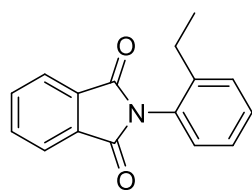
4. Characterization of Products

2-Phenylisoindoline-1,3-dione (**3aa**)^[2]

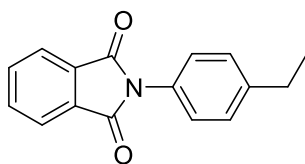


Following the general procedure, the reaction of *N*-hydroxyphthalimide **2a** (1.0 equiv., 0.1 mmol, 16.3 mg), Fe(OTf)₃ (30 mol%, 0.03 mmol, 15.1 mg), trimethyl phosphite (6.0 equiv., 0.6 mmol, 74.4 mg) in benzene (2 mL) at 70 °C under air for 12 h. The crude product was purified by column chromatography on silica gel to afford **3aa** (19.7 mg, 88%) as a white solid. ¹H NMR (400 MHz, CDCl₃) δ 7.96 – 7.94 (m, 2H), 7.82 – 7.75 (m, 2H), 7.53–7.49 (m, 2H), 7.47 – 7.35 (m, 3H). ¹³C NMR (101 MHz, CDCl₃) δ 167.26, 134.37, 131.73, 131.64, 129.09, 128.08, 126.55, 123.73. IR (ν, cm⁻¹) 1730, 1700, 1382, 1100, 1068, 877, 704. HRMS m/z (ESI): calcd for C₁₄H₉NaO₂ (M + Na)⁺ 246.0531, found 246.0523.

2-(2-Ethylphenyl)isoindoline-1,3-dione (**3baa**) and 2-(4-ethylphenyl)isoindoline-1,3-dione (**3bab**)^[2]



3baa



3bab

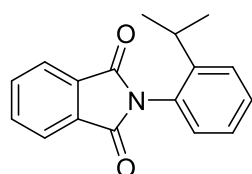
Following the general procedure, the reaction of *N*-hydroxyphthalimide (1.0 equiv., 0.1 mmol, 16.3 mg), Fe(OTf)₃ (30 mol%, 0.03 mmol, 15.1 mg), trimethyl phosphite (6.0

equiv., 0.6 mmol, 74.4 mg) in ethylbenzene (2 mL) at 70 °C under air for 24 h. The crude product was purified by column chromatography on silica gel to afford **3ba** (24.6 mg, 98%, **3baa:3bab** = 1:7) as a white solid. The isomer ratio was determined by ¹H NMR spectroscopy. ¹H NMR (400 MHz, CDCl₃) δ 7.96 – 7.93 (m, 2H), 7.82 – 7.74 (m, 2H), 7.41 (t, *J* = 8.1 Hz, 1H [**3bab**]), 7.33 (s, 2H [**3bab**]), 7.27 – 7.20 (m, 3H), 7.17 (d, *J* = 7.6 Hz, 1H [**3baa**]), 2.76 – 2.65 (m, 2H [**3bab**]), 2.52 (d, *J* = 7.6 Hz, 2H [**3baa**]), 1.27 (t, *J* = 7.6 Hz, 3H [**3bab**]), 1.16 (t, *J* = 7.6 Hz, 3H [**3baa**]). ¹³C NMR (101 MHz, CDCl₃) δ 167.45, 167.40, 145.36, 144.37, 134.32, 134.30, 131.81, 131.52, 129.27, 128.97, 128.60, 127.82, 126.47, 126.13, 123.93, 123.76, 123.68, 28.68, 28.58, 15.40, 15.25. IR (ν, cm⁻¹) 1744, 1710, 1518, 1379, 1111, 1081, 883, 715. HRMS *m/z* (ESI): calcd for C₁₆H₁₃NNaO₂ (M + Na)⁺ 274.0844, found 274.0840.

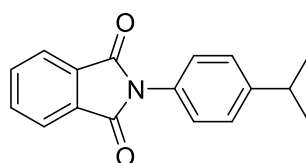
2-(2-Isopropylphenyl)isoindoline-1,3-dione (3caa)

and 2-(4-

isopropylphenyl)isoindoline-1,3-dione (3cab)^[3]



3caa



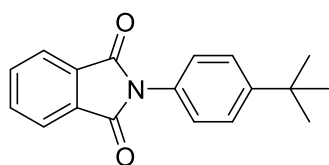
3cab

Following the general procedure, the reaction of *N*-hydroxyphthalimide (1.0 equiv., 0.1 mmol, 16.3 mg), Fe(OTf)₃ (30 mol%, 0.03 mmol, 15.1

mg), trimethyl phosphite (6.0 equiv., 0.6 mmol, 74.4 mg) in cumene (2 mL) at 70 °C under air for 24 h. The crude product was purified by column chromatography on silica gel to afford **3ca** (16.2 mg, 61%, **3caa:3cab** = 1:8) as a white solid. The isomer ratio was determined by ¹H NMR spectroscopy. ¹H NMR (400 MHz, CDCl₃) δ 7.96 – 7.92 (m, 2H), 7.80–7.76 (m, 2H), 7.47 (d, *J* = 1.0 Hz, 1H [**3caa**]), 7.42 (t, *J* = 8.1 Hz, 1H [**3cab**]), 7.35 (d, *J* = 1.8 Hz, 1H), 7.27 (dd, *J* = 5.0, 2.9 Hz, 1H), 7.25 – 7.21 (m, 1H

[**3cab**]), 7.15 (d, $J = 7.6$ Hz, 1H [**3caa**]), 3.00 – 2.93 (m, 1H [**3cbb**]), 2.86 – 2.75 (m, 1H [**3caa**]), 1.28 (dd, $J = 6.9, 1.7$ Hz, 6H [**3cab**]), 1.19 (d, $J = 6.9$ Hz, 6H [**3caa**]). **^{13}C NMR (101 MHz, CDCl_3)** δ 167.41, 167.37, 149.92, 148.83, 134.29, 134.27, 131.74, 131.48, 129.94, 129.47, 129.10, 128.92, 127.15, 126.72, 126.66, 126.38, 126.31, 124.81, 123.97, 123.72, 123.62, 120.29, 115.23, 33.95, 33.86, 23.86, 23.80. **IR (v, cm^{-1})** 1744, 1707, 1375, 1232, 1113, 1081, 832, 719. **HRMS m/z (ESI):** calcd for $\text{C}_{17}\text{H}_{15}\text{NNaO}_2$ ($\text{M} + \text{Na}$)⁺ 288.1000, found 288.0997.

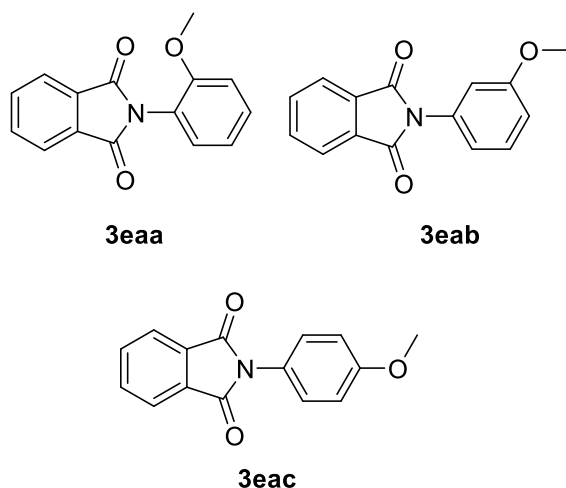
2-(4-(*Tert*-butyl)phenyl)isoindoline-1,3-dione (**3da**)^[4]



3da

Following the general procedure, the reaction of *N*-hydroxyphthalimide (1.0 equiv., 0.1 mmol, 16.3 mg), $\text{Fe}(\text{OTf})_3$ (30 mol%, 0.03 mmol, 15.1 mg), trimethyl phosphite (6.0 equiv., 0.6 mmol, 74.4 mg) in *tert*-butylbenzene (2 mL) at 70 °C under air for 24 h. The crude product was purified by column chromatography on silica gel to afford **3da** (21.0 mg, 75%) as a white solid. **^1H NMR (400 MHz, CDCl_3)** δ 7.98 – 7.89 (m, 2H), 7.81 – 7.74 (m, 2H), 7.55 – 7.49 (m, 1H), 7.44–7.42 (m, 2H), 7.39 – 7.32 (m, 1H), 1.36 (s, 9H). **^{13}C NMR (101 MHz, CDCl_3)** δ 167.42, 152.26, 151.06, 134.28, 131.75, 131.28, 128.65, 126.10, 126.00, 125.24, 123.84, 123.62, 34.80, 34.67, 31.25, 31.21. **IR (v, cm^{-1})** 1754, 1720, 1428, 1115, 1078, 871, 724. **HRMS m/z (ESI):** calcd for $\text{C}_{18}\text{H}_{17}\text{NNaO}_2$ ($\text{M} + \text{Na}$)⁺ 302.1157, found 302.1153.

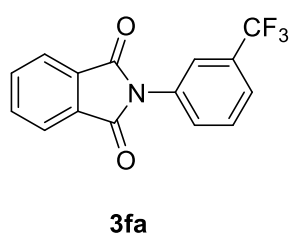
2-(2-Methoxyphenyl)isoindoline-1,3-dione (3eaa), 2-(3-methoxyphenyl)isoindoline-1,3-dione (3eab), and 2-(4-methoxyphenyl)isoindoline-1,3-dione(3eac)^[2]



Following the general procedure, the reaction of *N*-hydroxyphthalimide (1.0 equiv., 0.1 mmol, 16.3 mg), Fe(OTf)₃ (30 mol%, 0.03 mmol, 15.1 mg), trimethyl phosphite (10.0 equiv., 1.0 mmol, 124.1 mg) in anisole (2 mL) at 70 °C under air for 24 h. The crude product was purified by column chromatography

on silica gel to afford **3ea** (16.5 mg, 65%, **3eaa**:**3eab**:**3eac** = 13:1:12) as a white solid. The isomer ratio was determined by ¹H NMR spectroscopy. ¹H NMR (400 MHz, CDCl₃) δ 7.93 (dd, *J* = 5.5, 3.1 Hz, 2H), 7.77 (dt, *J* = 5.6, 2.8 Hz, 2H), 7.43 (td, *J* = 7.9, 1.7 Hz, 1H [**3eaa**]), 7.36 – 7.29 (m, 1H), 7.25 (d, *J* = 3.1 Hz, 1H), 7.11 – 6.98 (m, 2H), 3.84 (s, 3H [**3eac**]), 3.83 (s, 3H [**3eab**]), 3.79 (s, 3H [**3eaa**]). ¹³C NMR (151 MHz, CDCl₃) δ 167.56, 167.35, 159.28, 155.86, 134.28, 134.07, 132.31, 131.85, 130.65, 129.99, 127.93, 124.30, 123.65, 120.86, 120.33, 114.49, 112.17, 55.83, 55.50. IR (ν, cm⁻¹) 1734, 1708, 1512, 1386, 1113, 1024, 883, 715. HRMS *m/z* (ESI): calcd for C₁₅H₁₁NNaO₃ (M + Na)⁺ 276.0637, found 276.0631.

2-(3-(Trifluoromethyl)phenyl)isoindoline-1,3-dione (**3fa**)^[2]

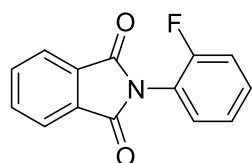


Following the general procedure, the reaction of *N*-hydroxyphthalimide (1.0 equiv., 0.1 mmol, 16.3 mg), Fe(OTf)₃ (30 mol%, 0.03 mmol, 15.1 mg), trimethyl phosphate (6.0 equiv., 0.6 mmol, 74.4 mg) in trifluorotoluene (2 mL) at 70 °C under air for 24 h. The crude product was

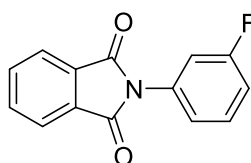
purified by column chromatography on silica gel to afford **3fa** (17.8 mg, 60%) as a white solid. ¹H NMR (400 MHz, CDCl₃) δ 8.01 – 7.94 (m, 2H), 7.84 – 7.79 (m, 2H), 7.79 – 7.60 (m, 4H). ¹³C NMR (101 MHz, CDCl₃) δ 165.34, 135.33, 132.28, 131.72, 131.40, 129.63, 126.40, 126.14, 124.93, 124.69, 123.95, 123.36, 122.21. ¹⁹F NMR (376 MHz, CDCl₃) δ -62.46. IR (ν, cm⁻¹) 1735, 1712, 1512, 1388, 1323, 1012, 1069, 805,

714. **HRMS m/z (ESI)**: calcd for C₁₅H₈F₃NNaO₂ (M + Na)⁺ 314.0405, found 314.0397.

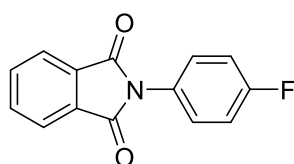
2-(2-Fluorophenyl)isoindoline-1,3-dione (3gaa), 2-(3-fluorophenyl)isoindoline-1,3-dione (3gab), and 2-(4-fluorophenyl)isoindoline-1,3-dione (3gac)^[2]



3gaa



3gab

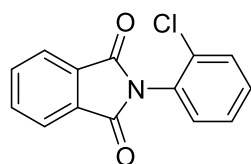


3gac

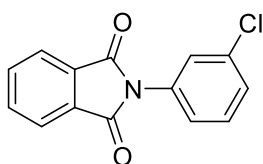
Following the general procedure, the reaction of *N*-hydroxyphthalimide (1.0 equiv., 0.1 mmol, 16.3 mg), Fe(OTf)₃ (30 mol%, 0.03 mmol, 15.1 mg), trimethyl phosphite (10.0 equiv., 1.0 mmol, 124.1 mg) in fluorobenzene (2 mL) at 70 °C under air for 24 h. The crude product was purified by column chromatography on silica gel to afford

3ga (14.7 mg, 61%, **3gaa:3gab:3gac** = 1:5:2) as a white solid. The isomer ratio was determined by ¹⁹F NMR spectroscopy. **¹H NMR (400 MHz, CDCl₃)** δ 7.98 – 7.90 (m, 2H), 7.83 – 7.74 (m, 2H), 7.53 – 7.32 (m, 2H [**3gaa+3gab**]), 7.31 – 7.15 (m, 2H), 7.14 – 7.06 (m, 1H [**3gac**]). **¹³C NMR (101 MHz, CDCl₃)** δ 167.80, 166.83, 166.50, 134.59, 134.49, 134.44, 131.94, 131.63, 131.54, 130.75, 130.67, 130.23, 130.13, 129.85, 128.40, 128.31, 124.64, 124.60, 123.92, 123.89, 123.80, 122.00, 121.97, 116.85, 116.65, 116.23, 116.00, 115.10, 114.89, 114.04, 113.79. **¹⁹F NMR (376 MHz, CDCl₃)** δ -111.17 [**3gab**], -113.06 [**3gac**], -118.68 [**3gaa**]. **IR (ν, cm⁻¹)** 1746, 1713, 1594, 1387, 1109, 1086, 857, 715. **HRMS m/z (ESI)**: calcd for C₁₄H₈FNNaO₂ (M + Na)⁺ 264.0437, found 264.0429.

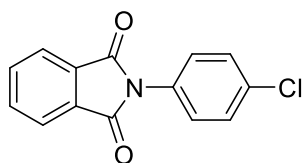
2-(2-Chlorophenyl)isoindoline-1,3-dione (3haa), 2-(3-chlorophenyl)isoindoline-1,3-dione (3hab), and 2-(4-chlorophenyl)isoindoline-1,3-dione (3hac)^[2]



3haa



3hab

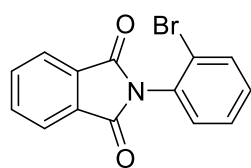


3hac

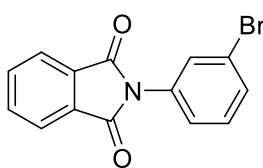
Following the general procedure, the reaction of *N*-hydroxyphthalimide (1.0 equiv., 0.1 mmol, 16.3 mg), Fe(OTf)₃ (30 mol%, 0.03 mmol, 15.1 mg), trimethyl phosphite (6.0 equiv., 0.6 mmol, 74.4 mg) in chlorobenzene (2 mL) at 70 °C under air for 24 h. The crude product was purified by column chromatography on silica gel to afford

3ha (12.9 mg, 50%, **3haa:3hab:3hac** = 1:4:2) as a white solid. The isomer ratio was determined by ¹H NMR spectroscopy. ¹H NMR (400 MHz, CDCl₃) δ 7.97 – 7.94 (m, 2H), 7.85 – 7.75 (m, 2H), 7.57 (dt, *J* = 6.0, 2.1 Hz, 2H [**3haa**]), 7.51 – 7.47 (m, 2H [**3hac**]), 7.47 – 7.31 (m, 2H [**3haa**] + 2H [**3hac**] + 4H [**3hac**]). ¹³C NMR (101 MHz, CDCl₃) δ 166.97, 166.66, 166.46, 134.60, 134.55, 134.45, 133.83, 133.47, 130.64, 130.43, 130.18, 130.01, 129.30, 128.24, 127.71, 127.65, 126.67, 125.01, 123.95, 123.90, 123.85. IR (ν, cm⁻¹) 1730, 1713, 1495, 1386, 1120, 1015, 885, 715. HRMS *m/z* (ESI): calcd for C₁₄H₈ClNNaO₂ (M + Na)⁺ 280.0141, found 280.0132.

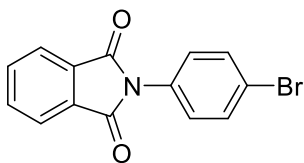
2-(2-Bromophenyl)isoindoline-1,3-dione (**3iaa**), 2-(3-bromophenyl)isoindoline-1,3-dione (**3iab**), and 2-(4-bromophenyl)isoindoline-1,3-dione (**3iac**)^[2]



3iaa



3iab

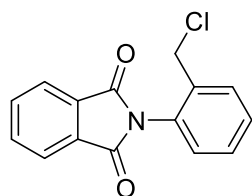


3iac

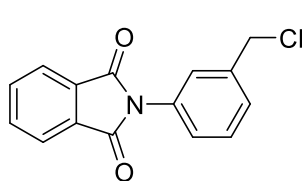
Following the general procedure, the reaction of *N*-hydroxyphthalimide (1.0 equiv., 0.1 mmol, 16.3 mg), Fe(OTf)₃ (30 mol%, 0.03 mmol, 15.1 mg), trimethyl phosphite (10.0 equiv., 1.0 mmol, 124.1 mg) in bromobenzene (2 mL) at 70 °C under air for 24 h. The crude product was purified by column chromatography on silica gel to afford

3ia (15.4 mg, 51%, **3iab**:**3iac** = 1:6) as a white solid. The isomer ratio was determined by ¹H NMR spectroscopy. ¹H NMR (400 MHz, CDCl₃) δ 7.99 – 7.92 (m, 2H), 7.83 – 7.76 (m, 2H), 7.64 – 7.61 (m, 2H [**3iab**]), 7.56 – 7.49 (m, 2H [**3iac**]), 7.44 – 7.34 (m, 2H). ¹³C NMR (101 MHz, CDCl₃) δ 166.90, 134.61, 134.57, 132.27, 131.59, 131.12, 130.72, 130.28, 129.86, 127.31, 125.52, 123.90, 123.86, 122.21. IR (ν, cm⁻¹) 1732, 1711, 1493, 1386, 1119, 1081, 850, 715. HRMS m/z (ESI): calcd for C₁₄H₈BrNNaO₂ (M + Na)⁺ 323.9636, found 323.9628.

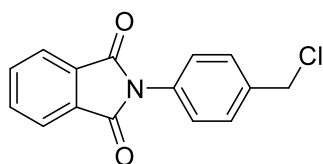
2-(2-(Chloromethyl)phenyl)isoindoline-1,3-dione (3jaa), **2-(3-(chloromethyl)phenyl)isoindoline-1,3-dione (3jab)**, and **2-(4-(chloromethyl)phenyl)isoindoline-1,3-dione (3jac)** ^[5]



3jaa



3jab

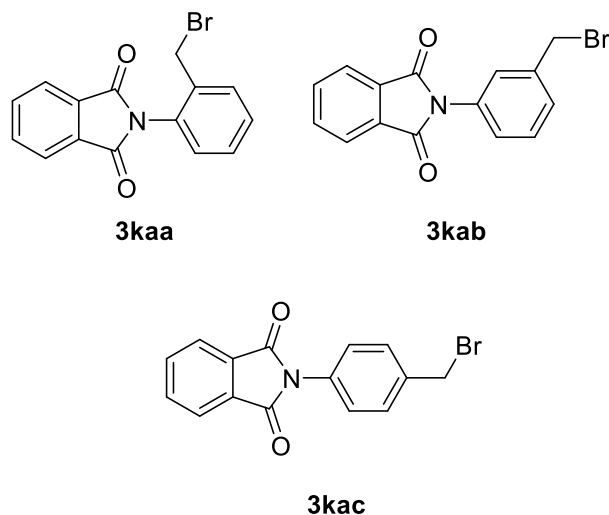


3jac

Following the general procedure, the reaction of *N*-hydroxyphthalimide (1.0 equiv., 0.1 mmol, 16.3 mg), Fe(OTf)₃ (30 mol%, 0.03 mmol, 15.1 mg), trimethyl phosphite (10.0 equiv., 1.0 mmol, 124.1 mg) in benzyl chloride (2 mL) at 70 °C under air for 24 h. The crude product was purified by column chromatography on silica

gel to afford **3ja** (11.4 mg, 42%, **3jaa**:**3jab**:**3jac** = 1:2:3) as a white solid. The isomer ratio was determined by ¹H NMR spectroscopy. ¹H NMR (400 MHz, CDCl₃) δ 7.98 – 7.04 (m, 2H), 7.82 – 7.79 (m, 2H), 7.59 – 7.25 (m, 4H), 4.63 (s, 2H [**3jab**]), 4.62 (s, 2H [**3jaa**]), 4.53 (s, 2H [**3jac**]). ¹³C NMR (151 MHz, CDCl₃) δ 167.22, 167.06, 138.54, 137.19, 135.62, 134.48, 132.04, 131.91, 131.68, 131.66, 130.69, 130.62, 129.73, 129.68, 129.65, 129.43, 129.28, 128.07, 126.65, 126.50, 126.36, 123.93, 123.79, 45.51, 42.84. IR (ν, cm⁻¹) 1739, 1717, 1380, 1110, 1077, 875, 718. HRMS m/z (ESI): calcd for C₁₅H₁₀ClNNaO₂ (M + Na)⁺ 294.0298, found 294.0292.

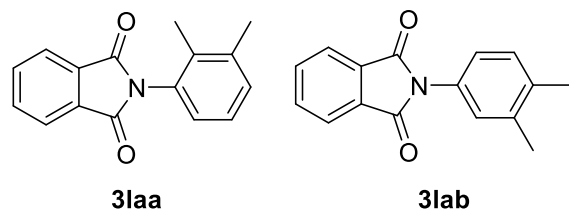
2-(2-(Bromomethyl)phenyl)isoindoline-1,3-dione (3kaa), 2-(3-(bromomethyl)phenyl)isoindoline-1,3-dione (3kab), and 2-(4-(bromomethyl)phenyl)isoindoline-1,3-dione (3kac) ^[6]



Following the general procedure, the reaction of *N*-hydroxyphthalimide (1.0 equiv., 0.1 mmol, 16.3 mg), Fe(OTf)₃ (30 mol%, 0.03 mmol, 15.1 mg), trimethyl phosphite (10.0 equiv., 1.0 mmol, 124.1 mg) in benzyl bromide (2 mL) at 70 °C under air for 24 h. The crude product was purified by column chromatography on silica

gel to afford **3ka** (17.9 mg, 57%, **3kaa:3kab:3kac** = 1:3:5) as a white solid. The isomer ratio was determined by ¹H NMR spectroscopy. ¹H NMR (400 MHz, CDCl₃) δ 8.00 – 7.91 (m, 2H), 7.82 – 7.78 (m, 2H), 7.58 – 7.24 (m, 4H), 4.52 (s, 2H [**3kab**]), 4.51 (s, 2H [**3kaa**]), 4.42 (s, 2H [**3kac**]). ¹³C NMR (151 MHz, CDCl₃) δ 167.22, 167.06, 138.54, 137.19, 135.62, 134.48, 132.04, 131.91, 131.68, 131.66, 130.69, 130.62, 129.73, 129.68, 129.65, 129.43, 129.28, 128.07, 126.65, 126.50, 126.36, 123.93, 123.79, 44.71, 42.32. IR (ν, cm⁻¹) 1760, 1721, 1379, 1110, 1053, 876, 716. HRMS *m/z* (ESI): calcd for C₁₅H₁₀BrNNaO₂ (M + Na)⁺ 337.9793, found 337.9788.

2-(2,3-Dimethylphenyl)isoindoline-1,3-dione (3laa) and 2-(3,4-dimethylphenyl)isoindoline-1,3-dione (3lab) ^[2]

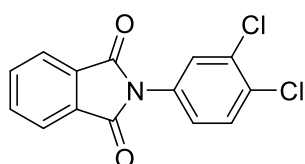


Following the general procedure, the reaction of *N*-hydroxyphthalimide (1.0 equiv., 0.1 mmol, 16.3 mg), Fe(OTf)₃ (30 mol%, 0.03 mmol, 15.1 mg),

trimethyl phosphite (6.0 equiv., 0.6 mmol, 74.4 mg) in *o*-xylene (2 mL) at 70 °C under air for 24 h. The crude product was purified by column chromatography on silica gel to

afford **3la** (21.3 mg, 85%, **3laa:3lab** = 1:1) as a white solid. The isomer ratio was determined by ^1H NMR spectroscopy. ^1H NMR (400 MHz, CDCl_3) δ 7.96 – 7.92 (m, 2H), 7.84 – 7.71 (m, 2H), 7.28 – 7.19 (m, 2H [**3laa**] + 1H [**3lab**]), 7.17 (d, J = 2.2 Hz, 1H [**3lab**]), 7.14 – 7.12 (m, 1H [**3lab**]), 7.06 (d, J = 1.6 Hz, 1H [**3laa**]), 2.35 (s, 3H [**3laa**]), 2.30 (d, J = 2.9 Hz, 6H [**3lab**]), 2.08 (s, 3H [**3laa**]). ^{13}C NMR (151 MHz, CDCl_3) δ 167.51, 137.61, 137.01, 134.25, 131.90, 131.41, 130.25, 128.71, 127.74, 126.26, 124.13, 123.73, 20.39, 19.85, 19.49, 14.62. IR (v, cm^{-1}) 1771, 1716, 1377, 1107, 1084, 872, 715. HRMS m/z (ESI): calcd for $\text{C}_{16}\text{H}_{13}\text{NNaO}_2$ ($\text{M} + \text{Na}$) $^+$ 274.0844, found 274.0832.

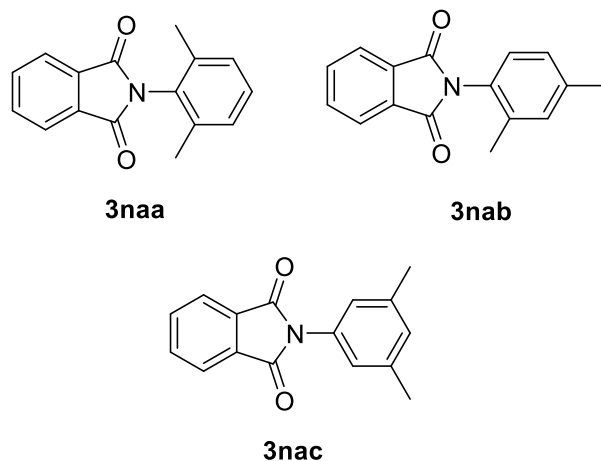
2-(3,4-Dichlorophenyl)isoindoline-1,3-dione (**3ma**)^[7]



3ma

Following the general procedure, the reaction of *N*-hydroxyphthalimide (1.0 equiv., 0.1 mmol, 16.3 mg), $\text{Fe}(\text{OTf})_3$ (30 mol%, 0.03 mmol, 15.1 mg), trimethyl phosphite (6.0 equiv., 0.6 mmol, 74.4 mg) in *o*-dichlorobenzene (2 mL) at 70 °C under air for 24 h. The crude product was purified by column chromatography on silica gel to afford **3ma** (9.6 mg, 33%) as a white solid. ^1H NMR (400 MHz, CDCl_3) δ 8.00 – 7.91 (m, 2H), 7.86 – 7.77 (m, 2H), 7.63 (dd, J = 2.4, 0.9 Hz, 1H), 7.57 (d, J = 8.6 Hz, 1H), 7.37 (ddd, J = 8.6, 2.4, 0.9 Hz, 1H). ^{13}C NMR (151 MHz, CDCl_3) δ 166.60, 134.73, 133.01, 132.10, 131.45, 131.09, 130.67, 128.14, 125.50, 123.98. IR (v, cm^{-1}) 1774, 1711, 1379, 1112, 1079, 869, 715. HRMS m/z (ESI): calcd for $\text{C}_{14}\text{H}_9\text{NaO}_2$ ($\text{M} + \text{Na}$) $^+$ 313.9752, found 313.9791.

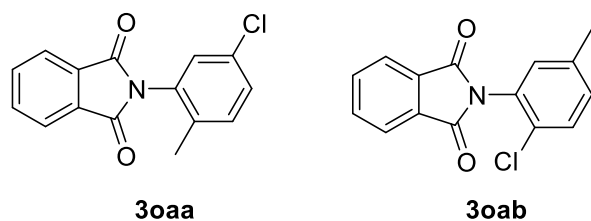
2-(2,6-Dimethylphenyl)isoindoline-1,3-dione (**3naa**), 2-(2,4-dimethylphenyl)isoindoline-1,3-dione (**3nab**), and 2-(3,5-dimethylphenyl)isoindoline-1,3-dione (**3nac**)^[2]



Following the general procedure, the reaction of *N*-hydroxyphthalimide (1.0 equiv., 0.1 mmol, 16.3 mg), Fe(OTf)₃ (30 mol%, 0.03 mmol, 15.1 mg), trimethyl phosphite (6.0 equiv., 0.6 mmol, 74.4 mg) in *m*-xylene (2 mL) at 70 °C under air for 24 h. The crude product was purified by column

chromatography on silica gel to afford **3na** (22.6 mg, 90%, **3naa:3nab:3nac** = 6:11:1) as a white solid. The isomer ratio was determined by ¹H NMR spectroscopy. ¹H NMR (600 MHz, CDCl₃) δ 7.97 – 7.94 (m, 2H), 7.81 – 7.78 (m, 2H), 7.29–7.26 (m, 1H [**3naa**]), 7.19–7.12 (m, 2H [**3naa**] + 1H [**3nab**]), 7.15 – 7.11 (m, 1H [**3nab**]), 7.08 (d, *J* = 7.8 Hz, 1H [**3nab**]), 7.05 (s, 1H [**3nac**]), 7.02 (s, 2H [**3nac**]), 2.38 (s, 3H [**3nab**], 6H [**3nac**]), 2.16 (d, *J* = 2.1 Hz, 6H [**3naa**], 3H [**3nab**]). ¹³C NMR (101 MHz, CDCl₃) δ 167.51, 167.21, 139.95, 139.01, 137.36, 136.12, 134.31, 134.23, 132.04, 131.96, 131.86, 130.80, 130.09, 129.44, 129.05, 128.45, 128.42, 127.83, 127.60, 124.48, 123.75, 123.69, 21.27, 20.71, 18.04, 17.90. IR (ν, cm⁻¹) 1780, 1723, 1377, 1108, 1084, 883, 723. HRMS *m/z* (ESI): calcd for C₁₆H₁₃NNaO₂ (M + Na)⁺ 274.0844, found 274.0840.

2-(5-Chloro-2-methylphenyl)isoindoline-1,3-dione (**3oaa**)^[8] and 2-(2-chloro-5-methylphenyl)isoindoline-1,3-dione (**3oab**)

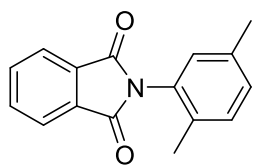


Following the general procedure, the reaction of *N*-hydroxyphthalimide (1.0 equiv., 0.1 mmol, 16.3 mg), Fe(OTf)₃ (30 mol%, 0.03 mmol, 15.1 mg), trimethyl phosphite (6.0 equiv., 0.6 mmol, 74.4 mg) in *p*-chlorotoluene (2 mL) at 70 °C

under air for 24 h. The crude product was purified by column chromatography on silica gel to afford **3oa** (17.1 mg, 63%, **3oaa:3oab** = 1:1) as a white solid. The isomer ratio

was determined by ^1H NMR spectroscopy. ^1H NMR (400 MHz, CDCl_3) δ 7.99 – 7.91 (m, 2H), 7.80 – 7.77 (m, 2H), 7.28 – 7.21 (m, 2H), 7.18 – 7.16 (m, 1H [3oaa]), 7.01 (s, 1H [3oab]), 2.35 (s, 3H [3oab]), 2.15 (s, 3H [3oaa]). ^{13}C NMR (101 MHz, CDCl_3) δ 166.91, 135.19, 134.51, 133.90, 132.07, 131.92, 131.80, 131.26, 129.54, 128.85, 123.90, 18.39, 17.62. IR (v, cm^{-1}) 1766, 1726, 1374, 1111, 1074, 889, 718. HRMS m/z (ESI): calcd for $\text{C}_{15}\text{H}_{10}\text{ClNNaO}_2$ ($\text{M} + \text{Na}$) $^+$ 294.0298, found 294.0290.

2-(2,5-Dimethylphenyl)isoindoline-1,3-dione (3pa)^[2]

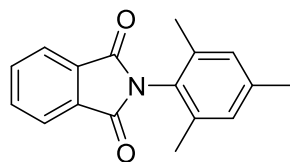


3pa

Following the general procedure, the reaction of *N*-hydroxyphthalimide (1.0 equiv., 0.1 mmol, 16.3 mg), $\text{Fe}(\text{OTf})_3$ (30 mol%, 0.03 mmol, 15.1 mg), trimethyl phosphite (6.0 equiv., 0.6 mmol, 74.4 mg) in *p*-xylene (2 mL) at 70 °C under air for 24

h. The crude product was purified by column chromatography on silica gel to afford **3pa** (23.6 mg, 94%) as a white solid. ^1H NMR (600 MHz, CDCl_3) δ 7.97 – 7.93 (m, 2H), 7.80–7.77 (m, 2H), 7.26 – 7.23 (m, 1H), 7.18 (d, $J = 8.0$ Hz, 1H), 7.02 (s, 1H), 2.36 (s, 3H), 2.16 (s, 3H). ^{13}C NMR (101 MHz, CDCl_3) δ 166.79, 136.61, 134.22, 133.19, 131.95, 130.86, 130.24, 129.08, 123.64, 20.74, 17.47. IR (v, cm^{-1}) 1775, 1718, 1370, 1112, 1082, 873, 718. HRMS m/z (ESI): calcd for $\text{C}_{16}\text{H}_{13}\text{NNaO}_2$ ($\text{M} + \text{Na}$) $^+$ 274.0844, found 274.0836.

2-Mesitylisoindoline-1,3-dione (3qa)^[2]

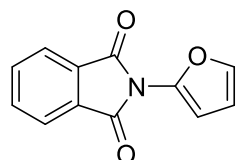


3qa

Following the general procedure, the reaction of *N*-hydroxyphthalimide (1.0 equiv., 0.1 mmol, 16.3 mg), $\text{Fe}(\text{OTf})_3$ (30 mol%, 0.03 mmol, 15.1 mg), trimethyl phosphite (6.0 equiv., 0.6 mmol, 74.4 mg) in mesitylene (2 mL) at 70 °C under air for 24 h. The crude product was purified by column chromatography on silica gel to afford **3qa** (17.8 mg, 67%) as a white solid. ^1H NMR (600 MHz, CDCl_3) δ 7.98 – 7.95(m, 2H), 7.83 – 7.77 (m, 2H), 7.01 (s, 2H), 2.34 (s, 3H), 2.12 (s, 6H). ^{13}C NMR (101 MHz, CDCl_3) δ 166.75, 139.33, 136.41, 134.23, 132.42, 129.67, 127.00,

123.69, 21.09, 17.92. **IR** (ν , cm^{-1}) 1779, 1723, 1375, 1113, 1083, 882, 718. **HRMS** m/z (**ESI**): calcd for $\text{C}_{17}\text{H}_{15}\text{NNaO}_2$ ($M + \text{Na}$)⁺ 288.1000, found 288.0995.

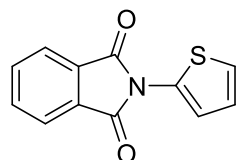
2-(Furan-2-yl)isoindoline-1,3-dione (**3ra**)^[7]



3ra

Following the general procedure, the reaction of *N*-hydroxyphthalimide (1.0 equiv., 0.1 mmol, 16.3 mg), $\text{Fe}(\text{OTf})_3$ (30 mol%, 0.03 mmol, 15.1 mg), trimethyl phosphite (6.0 equiv., 0.6 mmol, 74.4 mg) in furan (2 mL) at 70 °C under air for 24 h. The crude product was purified by column chromatography on silica gel to afford **3ra** (8.7 mg, 41%) as a light yellow solid. **¹H NMR** (600 MHz, CDCl_3) δ 7.99-7.96 (m, 2H), 7.85 – 7.80 (m, 2H), 7.47 (dd, $J = 2.1, 1.0$ Hz, 1H), 6.55 (dd, $J = 3.3, 2.1$ Hz, 1H), 6.46 (dd, $J = 3.4, 1.0$ Hz, 1H). **¹³C NMR** (101 MHz, CDCl_3) δ 166.75, 139.33, 136.41, 134.23, 132.42, 129.67, 127.00, 123.69, 21.09, 17.92. **IR** (ν , cm^{-1}) 1782, 1728, 1388, 1100, 1082, 882, 716. **HRMS** m/z (**ESI**): calcd for $\text{C}_{12}\text{H}_7\text{NNaO}_3$ ($M + \text{Na}$)⁺ 236.0324, found 236.0316.

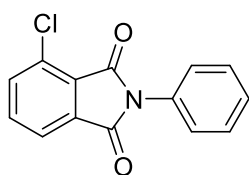
2-(Thiophen-2-yl)isoindoline-1,3-dione (**3sa**)^[7]



3sa

Following the general procedure, the reaction of *N*-hydroxyphthalimide (1.0 equiv., 0.1 mmol, 16.3 mg), $\text{Fe}(\text{OTf})_3$ (30 mol%, 0.03 mmol, 15.1 mg), trimethyl phosphite (6.0 equiv., 0.6 mmol, 74.4 mg) in thiophene (2 mL) at 70 °C under air for 24 h. The crude product was purified by column chromatography on silica gel to afford **3ra** (7.1 mg, 31%) as a yellow solid. **¹H NMR** (400 MHz, CDCl_3) δ 7.94 - 9.91 (m, 2H), 7.81 – 7.74 (m, 2H), 7.52 (ddq, $J = 5.3, 2.7, 1.2$ Hz, 1H), 7.27 – 7.23 (m, 1H), 7.04 (ddt, $J = 5.4, 3.8, 1.3$ Hz, 1H). **¹³C NMR** (101 MHz, CDCl_3) δ 165.96, 135.58, 133.99, 131.42, 128.39, 125.25, 123.89, 121.91, 120.40, 77.32, 77.00, 76.68. **IR** (ν , cm^{-1}) 1780, 1723, 1377, 1110, 1064, 883, 711. **HRMS** m/z (**ESI**): calcd for $\text{C}_{12}\text{H}_7\text{NNaO}_2\text{S}$ ($M + \text{Na}$)⁺ 252.0095, found 252.0084.

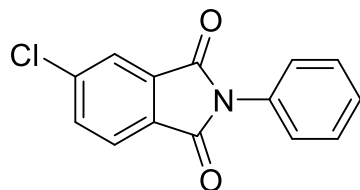
4-Chloro-2-phenylisoindoline-1,3-dione (**3ab**)^{[1], [9]}



3ab

Following the general procedure, the reaction of 4-chloro-2-hydroxyisoindoline-1,3-dione (1.0 equiv., 0.1 mmol, 19.7 mg), Fe(OTf)₃ (30 mol%, 0.03 mmol, 15.1 mg), trimethyl phosphite (6.0 equiv., 0.6 mmol, 74.4 mg) in benzene (2 mL) at 70 °C under air for 12 h. The crude product was purified by column chromatography on silica gel to afford **3ab** (20.8 mg, 81%) as a white solid. ¹H NMR (400 MHz, CDCl₃) δ 7.86 (dd, *J* = 4.7, 3.5 Hz, 1H), 7.75 – 7.66 (m, 2H), 7.54 – 7.46 (m, 2H), 7.42 (dt, *J* = 8.2, 2.0 Hz, 3H). ¹³C NMR (101 MHz, CDCl₃) δ 165.82, 164.82, 136.12, 135.25, 133.84, 131.89, 131.32, 129.11, 128.29, 127.37, 126.55, 122.22. IR (ν, cm⁻¹) 1762, 1713, 1378, 1112, 1070, 869, 737. HRMS *m/z* (ESI): calcd for C₁₄H₈ClNNaO₂ (M + Na)⁺ 280.0141, found 280.0132.

5-Chloro-2-phenylisoindoline-1,3-dione (**3ac**)^{[1], [10]}

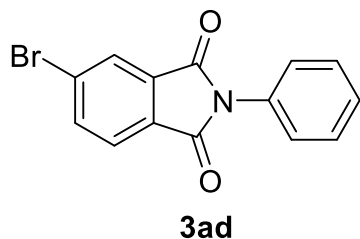


3ca

Following the general procedure, the reaction of 5-chloro-2-hydroxyisoindoline-1,3-dione (1.0 equiv., 0.1 mmol, 19.7 mg), Fe(OTf)₃ (30 mol%, 0.03 mmol, 15.1 mg), trimethyl phosphite (6.0 equiv., 0.6 mmol, 74.4 mg) in benzene (2 mL) at 70 °C under air for 12 h. The crude product was purified by column chromatography on silica gel to afford **3ac** (20.0 mg, 78%) as a white solid. ¹H NMR (400 MHz, CDCl₃) δ 7.97 – 7.84 (m, 2H), 7.73 (dd, *J* = 7.9, 1.8 Hz, 1H), 7.54 – 7.45 (m, 2H), 7.45 – 7.36 (m, 3H). ¹³C NMR (101 MHz, CDCl₃) δ 166.29, 165.97, 141.10, 134.46, 133.40, 131.39, 129.78, 129.15, 128.29, 126.45, 125.00, 124.14. IR (ν, cm⁻¹) 1781, 1715, 1387, 1118, 1068, 846, 739. HRMS *m/z* (ESI): calcd for C₁₄H₈ClNNaO₂ (M + Na)⁺ 280.0141, found 280.0133.

5-Bromo-2-phenylisoindoline-1,3-dione (**3ad**)^{[1], [11]}

Following the general procedure, the reaction of 5-bromo-2-hydroxyisoindoline-1,3-



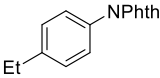
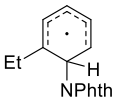
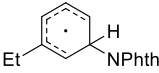
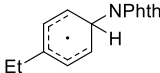
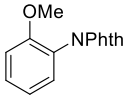
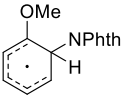
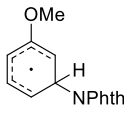
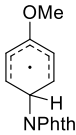
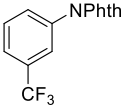
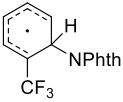
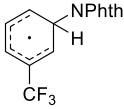
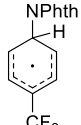
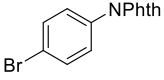
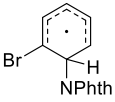
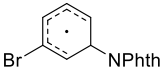
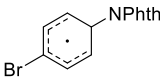
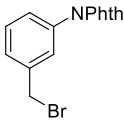
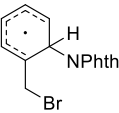
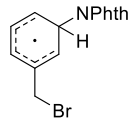
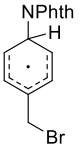
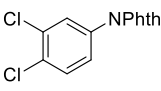
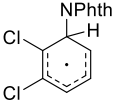
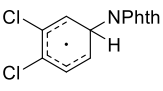
dione (1.0 equiv., 0.1 mmol, 19.7 mg), Fe(OTf)₃ (30 mol%, 0.03 mmol, 15.1 mg), trimethyl phosphite (6.0 equiv., 0.6 mmol, 74.4 mg) in benzene (2 mL) at 70 °C under air for 12 h. The crude product was purified by column chromatography on silica gel to afford **3ad** (25.6

mg, 85%) as a white solid. ¹H NMR (400 MHz, CDCl₃) δ 8.05 (s, 1H), 7.90 (dd, *J* = 8.0, 1.7 Hz, 1H), 7.79 (d, *J* = 7.9 Hz, 1H), 7.49 (dd, *J* = 8.6, 7.0 Hz, 2H), 7.40 (d, *J* = 7.8 Hz, 3H). ¹³C NMR (101 MHz, CDCl₃) δ 166.43, 165.05, 138.01, 133.34, 131.36, 130.24, 129.30, 128.28, 127.06, 126.44, 124.93, 77.37, 77.05, 76.73. IR (ν, cm⁻¹) 1777, 1719, 1384, 1247, 1067, 843, 735. HRMS *m/z* (ESI): calcd for C₁₄H₈BrNNaO₂ (M + Na)⁺ 323.9636, found 323.9629.

5. The Theoretical Regioselectivity Calculations

Density functional theory (DFT) calculations were carried out to elaborate the regioselectivity of the Fe-catalyzed direct C–H amination of arenes with *N*-hydroxyphthalimide using GAUSSIAN 09 software.^[12] B3LYP-D3^[13] functional combined with 6-31G*^[14] basis set were implemented for optimization of all geometries (no imaginary frequency) and frequency computations (one imaginary frequency). All the stationary points and the thermal correction to free energies at 298.15 K and 1 atm were also identified at this level of theory. Furthermore, single-point solvation energy was calculated by B3LYP-D3 functional and 6-311+G (d,p)^[15] basis set as well as continuum model SMD^[16] (benzene as solvent).

Table S1. The calculated energies for the regioselectivity of the reaction

Product	TS-o	TS-m	TS-p
 3ba (<i>o/p</i> = 1/7)	 5.5 (2.4)	 6.4 (2.6)	 4.8 (1.4)
 3ea (<i>o/m/p</i> = 13/1/12)	 3.3 (0.9)	 3.8 (0.6)	 3.5 (1.0)
 3fa (<i>m</i>)	 8.5 (3.9)	 7.3 (3.8)	 7.6 (4.4)
 3ia (<i>o/m/p</i> = 0/1/6)	 6.2 (3.2)	 6.2 (3.4)	 6.0 (3.3)
 3ka (<i>o/m/p</i> = 1/3/5)	 8.5 (2.7)	 6.2 (2.4)	 5.9 (3.6)
 3ma (<i>m</i>)	 6.4 (4.0)	 5.9 (3.4)	

Note: For the ratio of the selectivity and the relative free energies, the best one is marked in blue, the second one in black, the last one in red. The energies listed inside the brackets was calculated by B3LYP-D3/6-31G* level and the energies listed outside the brackets was calculated by B3LYP-D3/6-311(d,p)/SMD level.

Table S2. The calculated energies of stationary points (in Hartree/Particle), and vibrational frequencies of transitions states (in cm^{-1})

	G _{gas}	E _{ele}	E ₀	E	H	G
7	-1159.194999	-1159.683851	-1159.490461	-1159.473849	-1159.472905	-1159.536398
8	-512.330595	-512.560421	-512.458804	-512.450745	-512.449801	-512.493395
9	-646.855177	-647.110741	-647.022964	-647.015079	-647.014135	-647.055682
1a	-232.175592	-232.324415	-232.223619	-232.219230	-232.218286	-232.251084
TS10	-744.501303	-744.895621	-744.691870	-744.678474	-744.677530	-744.735035
10	-744.529764	-744.926535	-744.720407	-744.707325	-744.706381	-744.761944
11	-744.290781	-744.722361	-744.514884	-744.501761	-744.500817	-744.556964
TS12	-744.285811	-744.713429	-744.509345	-744.496904	-744.495960	-744.549014
12	744.328114	-744.759975	-744.550510	-744.537785	-744.536841	-744.590296
1b	-310.759485	-310.983350	-310.825706	-310.818442	-310.817498	-310.857732
TS3ba-o	-823.086200	-823.558911	-823.297328	-823.281416	-823.280472	-823.342305
10-3ba-o	-823.116523	-823.589038	-823.325523	-823.309710	-823.308766	-823.370195
TS3ba-m	-823.085993	-823.557384	-823.295948	-823.280094	-823.279150	-823.340943
10-3ba-m	-823.114253	-823.585830	-823.322847	-823.306831	-823.305887	-823.368409
TS3ba-p	-823.087802	-823.559428	-823.297978	-823.281987	-823.281043	-823.343511
10-3ba-p	-823.115702	-823.586629	-823.323591	-823.307495	-823.306551	-823.370559
1e	-346.671538	-346.885570	-346.751798	-346.744993	-346.744049	-346.782801
TS3ea-o	-859.000647	-859.464068	-859.226419	-859.210870	-859.209925	-859.270893
10-3ea-o	-859.030817	-859.493750	-859.254181	-859.238596	-859.237652	-859.299096
TS3ea-m	-859.001188	-859.461748	-859.224154	-859.208607	-859.207662	-859.270121
10-3ea-m	-859.026491	-859.488737	-859.249600	-859.234009	-859.233065	-859.294388
TS3ea-p	-859.000571	-859.463276	-859.226089	-859.210501	-859.209557	-859.270661
10-3ea-p	-859.026785	-859.489203	-859.249755	-859.234168	-859.233224	-859.294599
1f	-569.216959	-569.478131	-569.372369	-569.364503	-569.363559	-569.406550
TS3fa-o	-1081.541418	-1082.049016	-1081.839683	-1081.823051	-1081.822107	-1081.886388
10-3fa-o	-1081.573655	-1082.082284	-1081.870885	-1081.854339	-1081.853395	-1081.917502
TS3fa-m	-1081.541495	-1082.048373	-1081.839216	-1081.822410	-1081.821466	-1081.888363

10-3fa-m	-1081.570365	-1082.080150	-1081.869128	-1081.852437	-1081.851493	-1081.916721
TS3fa-p	-1081.540507	-1082.048313	-1081.839121	-1081.822332	-1081.821387	-1081.887768
10-3fa-p	-1081.572062	-1082.081619	-1081.870419	-1081.853738	-1081.852794	-1081.918741
li	-2802.994999	-2805.871894	-2805.780952	-2805.775269	-2805.774325	-2805.811815
TS3ia-o	-3315.320499	-3318.444855	-3318.250498	-3318.235937	-3318.234993	-3318.295296
10-3ia-o	-3315.352243	-3318.477480	-3318.281031	-3318.266557	-3318.265613	-3318.325350
TS3ia-m	-3315.320144	-3318.443576	-3318.249285	-3318.234669	-3318.233725	-3318.295337
10-3ia-m	-3315.348831	-3318.473920	-3318.277826	-3318.263312	-3318.262367	-3318.322552
TS3ia-p	-3315.320278	-3318.445150	-3318.250646	-3318.236145	-3318.235200	-3318.295655
10-3ia-p	-3315.350298	-3318.475378	-3318.278930	-3318.264433	-3318.263489	-3318.323762
lk	-2842.288020	-2845.206413	-2845.086826	-2845.079755	-2845.078811	-2845.120541
TS3ka-o	-3354.614311	-3357.776442	-3357.553690	-3357.537780	-3357.536836	-3357.600445
10-3ka-o	-3354.647848	-3357.813804	-3357.588432	-3357.572744	-3357.571799	-3357.633943
TS3ka-m	-3354.614773	-3357.778879	-3357.555734	-3357.539800	-3357.538855	-3357.604012
10-3ka-m	-3354.642606	-3357.808462	-3357.583660	-3357.567746	-3357.566801	-3357.631294
TS3ka-p	-3354.613833	-3357.779225	-3357.556162	-3357.540207	-3357.539263	-3357.604560
10-3ka-p	-3354.646359	-3357.813072	-3357.587971	-3357.572040	-3357.571095	-3357.635975
lm	-1151.383285	-1151.570756	-1151.489078	-1151.482433	-1151.481489	-1151.520968
TS3ma-o	-1663.707491	-1664.143396	-1663.958326	-1663.942764	-1663.941819	-1664.004188
10-3ma-o	-1663.739955	-1664.176430	-1663.989178	-1663.973700	-1663.972756	-1664.034517
TS3ma-m	-1663.708432	-1664.143421	-1663.958284	-1663.942701	-1663.941757	-1664.004918
10-3ma-m	-1663.737973	-1664.173975	-1663.986834	-1663.971319	-1663.970375	-1664.032584

Notes: G_{gas} was the sum of electronic and thermal free energies in gas phase. E_{ele}, E₀, E, H, and G were the electronic energies, sum of electronic and zero-point energies, sum of electronic and thermal energies, sum of electronic and thermal enthalpies, and sum of electronic and thermal free energies in solvent, respectively.

Cartesian coordinates of the optimized structures

7				8		
C	-2.253161	-0.778682	-0.007428	C	-0.143709	-0.698496
C	-2.229288	0.656974	-0.124533	C	-0.143716	0.698501
C	-3.420286	1.391810	-0.006628	C	-1.327912	1.428072
C	-4.611462	0.718432	0.219926	C	-2.523656	0.703828
C	-4.635058	-0.704479	0.337595	C	-2.523650	-0.703839
C	-3.466913	-1.444461	0.227533	C	-1.327899	-1.428073
H	-3.391367	2.475712	-0.096875	H	-1.313890	2.513329
H	-5.542049	1.276144	0.310683	H	-3.472482	1.232722
H	-5.583133	-1.208842	0.516409	H	-3.472471	-1.232741
H	-3.474230	-2.528902	0.316041	H	-1.313868	-2.513330
C	-0.878599	1.105871	-0.361793	C	1.278829	1.146894
C	-0.916408	-1.298166	-0.168999	C	1.278844	-1.146873
O	-0.395282	2.236566	-0.559478	O	1.701770	2.288456
O	-0.438948	-2.443325	-0.167730	O	1.701766	-2.288455
N	-0.136731	-0.107642	-0.304415	N	2.134520	-0.000011
O	1.178978	-0.169309	-0.768523			
P	2.227873	-0.486948	0.506967	9		
O	3.471042	-0.749889	-0.592381	O	-1.318383	-0.159822
O	2.605348	1.015744	1.064906	O	1.322547	-0.157695
C	4.750152	-0.975906	-0.025062	C	-1.716033	-1.059135
H	5.406752	-1.326479	-0.828248	H	-2.806084	-1.222845
H	5.173872	-0.055554	0.402939	H	-1.228164	-2.046424
H	4.727282	-1.742776	0.765407	H	-1.471632	-0.669192
C	2.744135	2.131612	0.156988	C	1.712630	-1.062340
H	1.761579	2.396269	-0.245130	H	1.221411	-2.047298
H	3.160138	2.956621	0.743782	H	2.802256	-1.229980
H	3.432403	1.879186	-0.658570	H	1.465943	-0.675170
				P	0.000838	0.947983
						-0.356790

O	-0.001150	1.117518	1.163609	N	-0.391271	1.358472	-1.356647
				C	1.472761	0.731644	-0.018380
1a				C	-0.043539	0.002987	-1.631032
C	-1.064838	-0.904542	0.000005	C	0.491318	1.812953	-0.327538
C	0.251079	-1.374313	0.000069	O	-0.628747	-0.697877	-2.436675
C	1.315819	-0.469879	-0.000056	O	0.419323	2.912866	0.188053
C	1.064761	0.904631	0.000008	C	1.139813	-0.373089	-0.803214
C	-0.250963	1.374331	0.000062	C	1.855345	-1.562933	-0.728427
C	-1.315859	0.469773	-0.000057	H	1.583979	-2.413582	-1.345674
H	-1.892888	-1.608249	-0.000066	C	2.921958	-1.612680	0.174097
H	0.446169	-2.443359	0.000079	H	3.504008	-2.525009	0.270476
H	2.339236	-0.835217	-0.000153	C	3.257551	-0.498782	0.965540
H	1.892980	1.608127	0.000008	H	4.092596	-0.572868	1.656675
H	-0.446295	2.443326	0.000018	C	2.535066	0.695465	0.877404
H	-2.339195	0.835364	-0.000063	H	2.782203	1.562087	1.482655
TS10				10			
C	-2.976705	-0.228963	-0.274735	C	2.434259	0.398027	1.257899
C	-1.654843	0.645039	1.566137	C	2.434181	0.398107	-1.257937
C	-1.285007	-0.651633	1.917868	C	3.573733	-0.353387	-1.226695
C	-1.758048	-1.737628	1.171650	C	4.169835	-0.742077	-0.000113
C	-2.606971	-1.525405	0.078780	C	3.573839	-0.353460	1.226511
H	-3.608212	-0.058722	-1.140843	H	1.972791	0.686673	2.198315
H	-1.271117	1.495520	2.121566	H	1.972563	0.686811	-2.198258
H	-0.620023	-0.819243	2.760520	H	4.032947	-0.665808	-2.161537
H	-1.460191	-2.748321	1.437718	H	5.070419	-1.347638	-0.000161
H	-2.961061	-2.369413	-0.505658	H	4.033126	-0.665925	2.161303
C	-2.492699	0.860966	0.460223	C	1.748863	0.862929	0.000029
H	-2.763901	1.872692	0.177829	H	1.695539	1.965174	0.000077

N	0.318173	0.481428	0.000086	N	0.294587	0.363937	-0.000595
C	-1.987251	0.618126	0.000006	C	-1.981054	0.648159	-0.000449
C	-0.154782	-0.845769	0.000109	C	-0.248445	-0.941064	0.000337
C	-0.728230	1.418661	0.000046	C	-0.692312	1.381110	-0.001409
O	0.532409	-1.844901	0.000135	O	0.440108	-1.940060	0.000554
O	-0.593744	2.627406	0.000106	O	-0.419993	2.562644	-0.002738
C	-1.645084	-0.734948	0.000039	C	-1.717366	-0.733742	0.000684
C	-2.612852	-1.728103	0.000003	C	-2.742707	-1.667359	0.001727
H	-2.332235	-2.776744	0.000046	H	-2.531591	-2.731694	0.002589
C	-3.954217	-1.320435	-0.000067	C	-4.057708	-1.177779	0.001594
H	-4.742169	-2.068301	-0.000102	H	-4.887257	-1.877958	0.002390
C	-4.297441	0.038698	-0.000097	C	-4.320437	0.198131	0.000423
H	-5.345884	0.323168	-0.000162	H	-5.349586	0.543424	0.000326
C	-3.310292	1.034024	-0.000061	C	-3.278412	1.137961	-0.000637
H	-3.560991	2.090187	-0.000076	H	-3.474062	2.205254	-0.001569

11

C	2.397958	0.237340	1.254174
C	2.397487	0.230416	-1.254829
C	3.679381	-0.255235	-1.239070
C	4.313019	-0.487853	0.001270
C	3.679767	-0.248473	1.240600
H	1.862738	0.409823	2.183710
H	1.861904	0.397582	-2.185124
H	4.194570	-0.497287	-2.162593
H	5.322780	-0.891701	0.002212
H	4.195329	-0.485433	2.165238
C	1.708122	0.620447	-0.001302
H	1.758397	1.747399	-0.004216

TS12

C	2.425775	0.035341	1.242253
C	2.425212	0.034510	-1.242117
C	3.803573	-0.044013	-1.229767
C	4.484622	-0.084230	-0.000366
C	3.804125	-0.043192	1.229321
H	1.864050	0.051000	2.171224
H	1.863069	0.049533	-2.170847
H	4.357588	-0.102165	-2.160670
H	5.568539	-0.160778	-0.000585
H	4.358568	-0.100717	2.160008
C	1.701799	0.177680	0.000187
H	1.483663	1.454576	-0.000267

N	0.286191	-0.060028	0.000577	O	0.080400	-2.338514	0.377508
C	-1.882953	0.699743	0.000042	N	-0.321909	-0.042549	0.003793
C	-0.519621	-1.246940	0.000340	C	-1.755925	-0.036270	0.010608
C	-0.475161	1.095332	0.000090	C	-2.447873	-0.889980	-0.852371
O	-0.092380	-2.371018	0.000255	C	-2.427162	0.831106	0.883812
O	0.128253	2.180989	-0.000366	C	-3.841587	-0.861992	-0.843589
C	-1.913527	-0.710159	0.000184	H	-1.905681	-1.560896	-1.509428
C	-3.112909	-1.400825	0.000113	C	-3.822862	0.858305	0.865767
H	-3.133267	-2.485717	0.000207	H	-1.871722	1.434164	1.598156
C	-4.295349	-0.640970	-0.000094	C	-4.527101	0.014019	0.004216
H	-5.254073	-1.150197	-0.000152	H	-4.392550	-1.523444	-1.504403
C	-4.263475	0.758912	-0.000238	H	-4.354710	1.523143	1.538775
H	-5.196256	1.313668	-0.000402	H	-5.612363	0.030768	-0.000050
C	-3.046755	1.457092	-0.000179	O	0.042230	2.227405	-0.422344
H	-3.014334	2.541550	-0.000297	H	-0.940119	2.270539	-0.457736

12

C	1.864185	0.658596	-0.109402
C	1.917826	-0.726391	0.129411
C	3.125495	-1.390529	0.246140
C	4.296621	-0.620406	0.117671
C	4.241689	0.757787	-0.121311
C	3.013634	1.427406	-0.241298
H	3.163829	-2.459266	0.429181
H	5.263302	-1.106187	0.205414
H	5.164973	1.320086	-0.215699
H	2.966710	2.495087	-0.427515
C	0.534751	-1.247172	0.208352
C	0.460084	1.019308	-0.185433

1b

C	2.321451	0.000093	0.240013
C	0.266341	1.203265	-0.189272
C	-0.436758	-0.000088	-0.336608
C	0.266472	-1.203355	-0.189167
C	1.632943	-1.206543	0.096167
H	3.385957	0.000161	0.458826
H	2.160665	-2.151043	0.202092
H	-0.263632	-2.146958	-0.302649
H	-0.263860	2.146805	-0.302859
C	-1.928219	-0.000159	-0.595029
H	-2.200480	0.879446	-1.192366
H	-2.200471	-0.880037	-1.191966

C	-2.744381	0.000119	0.710333	C	-4.161653	0.627987	-0.602020
H	-2.510753	0.884607	1.313931	H	-5.061043	1.189184	-0.840370
H	-3.821028	0.000074	0.503800	C	-3.200746	1.187815	0.248687
H	-2.510744	-0.884115	1.314303	H	-3.325384	2.173926	0.685341
C	1.632806	1.206642	0.096065	C	1.417927	1.957268	-0.933711
H	2.160419	2.151213	0.201878	H	0.869567	1.859896	-1.879150
				H	0.711557	2.329463	-0.184970
TS3ba-o				C	2.553689	2.985163	-1.105333
C	2.752028	-0.913605	1.244828	H	3.268512	2.656764	-1.868378
C	1.948634	0.606625	-0.515485	H	2.152252	3.959651	-1.404928
C	2.309715	-0.353871	-1.460421	H	3.102951	3.117587	-0.166340
C	2.885116	-1.566983	-1.068285	H	3.149706	-2.303208	-1.822237
C	3.119039	-1.843522	0.286423				
H	2.890192	-1.119962	2.301240	10-3ba-o			
H	2.145765	-0.151811	-2.516274	C	2.080210	-0.937608	1.538884
H	3.560583	-2.790824	0.579719	C	2.306183	0.415549	-0.597473
C	2.142232	0.300737	0.857351	C	3.416234	-0.337480	-0.877400
H	1.913266	1.054701	1.603639	C	3.885749	-1.359463	-0.017431
N	-0.081900	-0.439277	1.396823	C	3.190317	-1.646022	1.183718
C	-2.066324	0.430803	0.511206	H	1.535755	-1.156063	2.453525
C	-0.568893	-1.362937	0.449080	H	3.952310	-0.148709	-1.805614
C	-0.852107	0.733471	1.336700	H	3.545318	-2.446504	1.828269
O	-0.030134	-2.403903	0.121482	C	1.549104	0.192545	0.698823
O	-0.569067	1.801156	1.857613	H	1.579390	1.120670	1.293974
C	-1.887613	-0.837881	-0.041941	N	0.098288	0.027923	0.452846
C	-2.837748	-1.406405	-0.879465	C	-2.178021	0.412073	0.409751
H	-2.686736	-2.395511	-1.300846	C	-0.467055	-1.035633	-0.277683
C	-3.982811	-0.649617	-1.157743	C	-0.869043	0.947252	0.884714
H	-4.747189	-1.053225	-1.816189	O	0.145438	-1.950257	-0.786241

O	-0.646622	1.967801	1.510167	N	-0.076155	-1.117311	-1.335821
C	-1.938159	-0.773912	-0.286067	C	1.673665	-0.959299	0.210817
C	-2.971499	-1.503228	-0.854287	C	0.639169	0.064720	-1.613238
H	-2.770598	-2.423496	-1.393829	C	0.402029	-1.678390	-0.132317
C	-4.272364	-1.002938	-0.701965	O	0.348995	0.907654	-2.444384
H	-5.109331	-1.545677	-1.132201	O	-0.096330	-2.600294	0.485776
C	-4.512794	0.188356	-0.003397	C	1.824348	0.089065	-0.697351
H	-5.532085	0.550373	0.096914	C	2.910150	0.953021	-0.641228
C	-3.459791	0.918030	0.565885	H	3.012580	1.765013	-1.354353
H	-3.630278	1.842514	1.108624	C	3.848393	0.735647	0.374504
C	1.804741	1.492755	-1.522960	H	4.707631	1.394714	0.463030
H	2.409763	1.484334	-2.437463	C	3.697733	-0.321131	1.288485
H	0.775019	1.260837	-1.834150	H	4.442958	-0.458711	2.067152
C	1.822600	2.906423	-0.906653	C	2.604863	-1.193027	1.214290
H	2.834297	3.174829	-0.581409	H	2.476131	-2.014405	1.912246
H	1.494305	3.647453	-1.644172	H	-2.572631	0.444683	2.564501
H	1.154667	2.978476	-0.042261	H	-1.968033	1.444716	-1.566378
H	4.764467	-1.935048	-0.290295	C	-1.823106	2.525677	0.933984
				H	-2.330257	3.253546	0.287545
				H	-2.144769	2.739541	1.960662
TS3ba-m				C	-0.299486	2.720705	0.814170
C	-2.842667	-1.549522	-0.173556	H	0.033316	2.550701	-0.215495
C	-2.237911	0.733280	-0.793012	H	-0.009648	3.736767	1.105384
C	-2.239712	1.123240	0.546663	H	0.236660	2.012996	1.456818
C	-2.566863	0.159827	1.514635				
C	-2.877635	-1.160675	1.157705				
H	-3.043305	-2.577314	-0.455068	10-3ba-m			
H	-3.120905	-1.883736	1.930340	C	-1.566913	-1.673708	1.256874
C	-2.495068	-0.604690	-1.159337	C	-1.999457	-0.505305	-0.927374
H	-2.515384	-0.876906	-2.208060	C	-3.175053	-0.017445	-0.428640

C	-3.573523	-0.358713	0.895627	H	-4.098200	2.519659	0.276130
C	-2.758620	-1.182982	1.708417				
H	-0.934845	-2.297302	1.882917	TS3ba-p			
H	-3.091270	-1.426063	2.714886	C	-1.407907	1.401262	-1.225606
C	-1.060604	-1.364135	-0.125415	C	-2.446223	1.601681	0.978209
H	-0.864142	-2.306438	-0.663093	C	-3.175621	0.454500	0.727508
N	0.287421	-0.746383	-0.069930	C	-3.013789	-0.259385	-0.475836
C	2.564823	-0.428200	-0.287055	C	-2.138405	0.249280	-1.456546
C	0.556206	0.536068	0.445579	H	-0.716935	1.785587	-1.969428
C	1.448669	-1.388522	-0.530124	H	-2.551418	2.128280	1.921306
O	-0.261718	1.306122	0.904075	H	-3.860932	0.072481	1.479396
O	1.493547	-2.500150	-1.021435	H	-2.030826	-0.284106	-2.398081
C	2.031536	0.722571	0.295301	C	-1.502591	2.063073	0.026889
C	2.833083	1.801488	0.636223	H	-1.000268	3.013345	0.162973
H	2.404592	2.690393	1.088592	N	0.384751	1.188841	0.907885
C	4.205860	1.692500	0.373094	C	2.387681	0.471337	-0.053046
H	4.867550	2.516237	0.625775	C	0.427187	-0.208116	1.027629
C	4.741112	0.536485	-0.211785	C	1.444542	1.629049	0.100576
H	5.809071	0.482210	-0.403291	O	-0.441881	-0.924074	1.495514
C	3.920724	-0.548040	-0.552557	O	1.557043	2.739917	-0.390508
H	4.320923	-1.449257	-1.006446	C	1.762568	-0.648657	0.496883
H	-4.509655	0.030087	1.286737	C	2.370554	-1.896089	0.493639
H	-1.673922	-0.246353	-1.932377	H	1.872233	-2.758554	0.925673
C	-4.025330	0.942078	-1.233582	C	3.639472	-1.990423	-0.092913
H	-3.778408	0.852945	-2.298523	H	4.147623	-2.950453	-0.123558
H	-5.085963	0.674605	-1.132958	C	4.267808	-0.864024	-0.647051
C	-3.817269	2.396995	-0.775996	H	5.251262	-0.971854	-1.096418
H	-2.763049	2.679965	-0.867109	C	3.646636	0.391642	-0.632506
H	-4.420727	3.089401	-1.374384	H	4.120221	1.270765	-1.058597

C	-3.684708	-1.593830	-0.675278	C	-4.581977	-1.563352	0.000305
H	-4.027445	-1.692157	-1.713721	H	-5.303452	-2.375587	0.000319
H	-4.572967	-1.664333	-0.035930	C	-5.039741	-0.238412	0.000406
C	-2.717044	-2.750072	-0.342597	H	-6.108616	-0.044358	0.000475
H	-3.225494	-3.716837	-0.430416	C	-4.140751	0.837216	0.000397
H	-1.862489	-2.746249	-1.028395	H	-4.480215	1.868299	0.000436
H	-2.318056	-2.641917	0.670219	C	4.776909	-1.081051	0.000102
				H	4.847446	-1.734673	-0.879156
				H	4.849074	-1.731897	0.881265
10-3ba-p				C	5.968847	-0.101556	-0.002588
C	1.639195	0.685809	1.254300	H	6.922618	-0.642255	-0.002677
C	1.639129	0.685498	-1.254120	H	5.939979	0.543419	-0.888228
C	2.818295	0.001520	-1.220076	H	5.941679	0.546185	0.881081
C	3.449514	-0.369455	0.000193				
C	2.818384	0.001813	1.220369				
H	1.166398	0.946257	2.197378	1e			
H	1.166275	0.945710	-2.197235	C	1.851651	-1.001831	-0.000088
H	3.296328	-0.279589	-2.156912	C	1.337587	1.351717	0.000032
H	3.296454	-0.279055	2.157255	C	-0.032097	1.064860	0.000109
C	0.916727	1.098042	0.000059	C	-0.455212	-0.270056	0.000135
H	0.769953	2.191089	-0.000076	C	0.494262	-1.303423	0.000033
N	-0.478119	0.595431	0.000143	H	2.577466	-1.810896	-0.000123
C	-2.787165	0.535161	0.000276	H	0.139064	-2.329241	0.000037
C	-0.836390	-0.766806	0.000251	H	1.657955	2.390498	-0.000033
C	-1.600491	1.439860	0.000102	H	-0.748192	1.878655	0.000164
O	-0.068091	-1.705197	0.000041	O	-1.761341	-0.671881	0.000117
O	-1.570347	2.655767	0.000274	C	-2.769646	0.324565	-0.000163
C	-2.331023	-0.783696	0.000217	H	-2.712366	0.960264	-0.894831
C	-3.210764	-1.855540	0.000206	H	-3.721470	-0.210463	-0.000339
H	-2.841767	-2.876433	0.000165	H	-2.712752	0.960361	0.894460

C	2.284427	0.329683	-0.000090	H	-3.682340	-1.884249	1.551128
H	3.345194	0.562780	-0.000076	O	-0.852177	1.678087	1.108337
				C	-0.234609	1.496128	2.379847
TS3ea-o				H	0.235649	0.507322	2.447208
C	-3.112321	0.008593	-1.204576	H	0.530381	2.270346	2.447513
C	-1.767061	0.775100	0.694673	H	-0.956658	1.620023	3.196707
C	-2.319870	-0.230887	1.490156				
C	-3.258911	-1.098952	0.931548	10-3ea-o			
C	-3.664430	-0.978183	-0.409876	C	2.042876	-1.494470	1.211414
H	-3.398242	0.112986	-2.245981	C	2.248157	0.658209	-0.068378
H	-2.030115	-0.345475	2.527710	C	3.376902	0.168579	-0.670407
H	-4.401400	-1.664012	-0.815235	C	3.852118	-1.130601	-0.362551
C	-2.120637	0.873084	-0.685388	C	3.165131	-1.940388	0.573758
H	-1.784739	1.743339	-1.237246	H	1.511318	-2.111946	1.929477
N	-0.223096	-0.036290	-1.462775	H	3.914597	0.767383	-1.397426
C	1.569320	-0.954326	-0.265544	H	3.541387	-2.937396	0.789113
C	0.747520	0.966901	-1.307351	C	1.468387	-0.126737	0.960337
C	0.163275	-1.182383	-0.747915	H	1.441805	0.454643	1.896572
O	0.643065	2.125436	-1.673470	N	0.039777	-0.193400	0.588000
O	-0.513922	-2.177756	-0.559875	C	-2.240245	0.167476	0.593382
C	1.925317	0.349317	-0.611512	C	-0.441201	-0.705385	-0.629916
C	3.170701	0.873280	-0.291181	C	-0.980745	0.376060	1.366490
H	3.433936	1.889401	-0.568843	O	0.232755	-1.207410	-1.505326
C	4.058045	0.041837	0.404336	O	-0.831130	0.913215	2.446576
H	5.040363	0.415370	0.680968	C	-1.918033	-0.480205	-0.599980
C	3.699779	-1.270156	0.753355	C	-2.889970	-0.808024	-1.533125
H	4.411197	-1.888966	1.293700	H	-2.624761	-1.311434	-2.457624
C	2.443129	-1.790153	0.416822	C	-4.214944	-0.463481	-1.231300
H	2.152422	-2.803388	0.677505	H	-5.005636	-0.703494	-1.936642

C	-4.538267	0.187512	-0.032635	H	4.158176	1.550900	-0.337109
H	-5.574300	0.442161	0.172342	C	4.384662	-0.582100	-0.722118
C	-3.546796	0.514329	0.902990	H	5.396416	-0.494620	-1.108693
H	-3.781719	1.019178	1.834813	C	3.781168	-1.848411	-0.660430
H	4.740354	-1.504729	-0.860783	H	4.336585	-2.718150	-1.000809
O	1.677883	1.869904	-0.282618	C	2.477992	-2.006270	-0.171106
C	2.247029	2.712476	-1.275747	H	1.999624	-2.979263	-0.115313
H	2.240661	2.221907	-2.257668	H	-2.651377	-0.099777	-2.628970
H	1.622618	3.606969	-1.306191	H	-2.977507	0.021308	1.656115
H	3.276766	2.992778	-1.017052	O	-3.572645	-1.331607	-0.645744
				C	-3.814387	-2.114936	0.524271
				H	-4.548627	-1.631088	1.182005
TS3ea-m				H	-4.223722	-3.061087	0.166259
C	-1.368249	2.188257	-0.455222	H	-2.878642	-2.286895	1.066673
C	-2.639851	0.451727	0.722964				
C	-2.894130	-0.170805	-0.494777				
C	-2.424362	0.410133	-1.698010	10-3ea-m			
C	-1.670528	1.579458	-1.672521	C	-1.607718	-1.610598	1.278230
H	-0.738692	3.068535	-0.404960	C	-2.062784	-0.185541	-0.755213
H	-1.306518	2.005737	-2.602628	C	-3.191167	0.273532	-0.138005
C	-1.837796	1.603134	0.748648	C	-3.564746	-0.185591	1.162643
H	-1.674920	2.118508	1.687043	C	-2.757548	-1.122052	1.837465
N	0.322407	0.665911	1.190594	H	-0.977130	-2.321241	1.804283
C	1.809685	-0.860448	0.237093	H	-3.057431	-1.456421	2.827426
C	1.409753	1.396753	0.684180	C	-1.149022	-1.176420	-0.086305
C	0.430494	-0.676135	0.804617	H	-1.041685	-2.065702	-0.729572
O	1.524532	2.610222	0.671908	N	0.241137	-0.661519	-0.033370
O	-0.413786	-1.548423	0.941107	C	2.506414	-0.420847	-0.413539
C	2.409921	0.397643	0.177333	C	0.640398	0.484045	0.681594
C	3.703552	0.565830	-0.296911	C	1.309828	-1.258007	-0.721486

O	-0.080228	1.189452	1.355347	N	-0.158241	-2.322385	0.510838
O	1.235625	-2.252738	-1.417685	C	1.592131	-0.901065	-0.248084
C	2.106391	0.621153	0.424261	C	0.036275	-1.276982	1.443245
C	3.007140	1.570574	0.882479	C	0.760877	-2.109497	-0.553036
H	2.681688	2.375545	1.534020	O	-0.596047	-1.146676	2.479408
C	4.341311	1.444206	0.470597	O	0.833479	-2.804764	-1.551232
H	5.077815	2.168071	0.807959	C	1.133616	-0.380546	0.960853
C	4.742765	0.397463	-0.370911	C	1.668417	0.781301	1.505128
H	5.783968	0.326278	-0.672586	H	1.295259	1.176802	2.444555
C	3.822908	-0.556687	-0.827925	C	2.689354	1.414424	0.787251
H	4.119292	-1.372513	-1.479810	H	3.133544	2.327681	1.174087
H	-4.469019	0.214211	1.607305	C	3.154199	0.888021	-0.431741
H	-1.764047	0.149262	-1.741158	H	3.950226	1.403387	-0.962549
O	-4.065600	1.179097	-0.668006	C	2.608553	-0.284422	-0.967772
C	-3.757473	1.730297	-1.937388	H	2.954989	-0.700606	-1.908877
H	-3.726494	0.955660	-2.716417	H	-1.254165	-1.118129	-2.475558
H	-4.558193	2.437369	-2.162646	H	-0.501451	1.201275	-2.135086
H	-2.795286	2.260472	-1.921449	O	-1.180470	2.688304	0.062223
				C	-0.233854	3.343964	-0.777012
TS3ea-p				H	-0.638272	3.506392	-1.784288
C	-2.863652	-0.485347	0.459476	H	-0.039987	4.308694	-0.305538
C	-1.600682	-0.564777	-1.608754	H	0.699026	2.770987	-0.840021
C	-1.168750	0.743730	-1.415230				
C	-1.574494	1.434386	-0.260501	10-3ea-p			
C	-2.442408	0.816434	0.666470	C	1.599459	1.095292	1.300464
H	-3.492873	-0.969814	1.198513	C	1.711365	0.864955	-1.193541
H	-2.733467	1.376724	1.548380	C	2.895042	0.189311	-1.057845
C	-2.424230	-1.201756	-0.665771	C	3.444153	-0.057849	0.222326
H	-2.732961	-2.228811	-0.819812	C	2.777101	0.424864	1.385659

H	1.098145	1.457775	2.193390	C	-2.137736	1.210318	0.001930
H	3.249938	0.240888	2.346275	C	-0.743251	1.212728	-0.023868
C	0.904366	1.334272	-0.013884	C	-0.049417	-0.000096	-0.036924
H	0.660550	2.402376	-0.122946	C	-0.743380	-1.212829	-0.023867
N	-0.445734	0.706537	-0.015380	H	-2.679028	-2.152113	0.007987
C	-2.740378	0.441092	-0.075368	H	-0.192739	-2.147607	-0.042406
C	-0.685169	-0.677845	0.083537	H	-2.678782	2.152229	0.008017
C	-1.636286	1.444725	-0.114466	H	-0.192500	2.147449	-0.042421
O	0.159017	-1.543849	0.178066	C	1.454420	-0.000043	-0.002321
O	-1.712645	2.654871	-0.211713	F	1.973362	1.090329	-0.611467
C	-2.172120	-0.827677	0.043703	F	1.922242	0.001650	1.268721
C	-2.955061	-1.970520	0.105362	F	1.973460	-1.091911	-0.608646
H	-2.499125	-2.951297	0.198403	C	-2.835523	0.000063	0.015903
C	-4.345542	-1.802922	0.043157	H	-3.921910	0.000129	0.034728
H	-4.993513	-2.673776	0.088560				
C	-4.916067	-0.528058	-0.076697	TS3fa-o			
H	-5.997114	-0.430651	-0.122277	C	2.596932	-1.219952	1.490842
C	-4.114262	0.620212	-0.137980	C	2.063883	0.428582	-0.225651
H	-4.541839	1.613706	-0.230555	C	2.731307	-0.339657	-1.168135
H	1.293544	1.052867	-2.178333	C	3.336466	-1.543504	-0.783629
H	3.412329	-0.148563	-1.949628	C	3.273230	-1.977716	0.545928
O	4.607794	-0.723356	0.459627	H	2.528187	-1.547844	2.522616
C	5.312373	-1.273160	-0.643440	H	3.750327	-2.909233	0.834919
H	5.650548	-0.490937	-1.336758	C	1.948048	-0.018386	1.113580
H	6.182311	-1.779905	-0.221553	H	1.561604	0.655399	1.870907
H	4.697182	-1.999733	-1.190681	N	-0.149178	-0.793376	1.148405
				C	-2.248416	0.070678	0.655078
1f				C	-0.582420	-1.423351	-0.032894
C	-2.137882	-1.210258	0.001917	C	-1.011971	0.268081	1.478753

O	0.055329	-2.210076	-0.705675	C	-2.341118	0.109948	0.609752
O	-0.787540	1.150931	2.285732	C	-0.630737	-1.034340	-0.513281
C	-1.986665	-0.947645	-0.264229	C	-1.068037	0.291201	1.363788
C	-2.939852	-1.357915	-1.185354	O	-0.002161	-1.691042	-1.315702
H	-2.723116	-2.150457	-1.894792	O	-0.862087	0.916026	2.384591
C	-4.177141	-0.701478	-1.163350	C	-2.080208	-0.681242	-0.510842
H	-4.947896	-0.984184	-1.875066	C	-3.080676	-1.017277	-1.410286
C	-4.439375	0.322437	-0.239441	H	-2.863622	-1.631351	-2.278627
H	-5.408012	0.814392	-0.252928	C	-4.369261	-0.529818	-1.151956
C	-3.473013	0.722532	0.692212	H	-5.179773	-0.769165	-1.834513
H	-3.661161	1.514488	1.410252	C	-4.630791	0.264706	-0.027046
H	2.791471	0.000024	-2.196348	H	-5.639686	0.628870	0.144755
H	3.855575	-2.141711	-1.526264	C	-3.611835	0.597428	0.876108
C	1.368254	1.695434	-0.641894	H	-3.798824	1.213506	1.749978
F	1.349265	2.608741	0.347455	H	3.780836	0.223509	-1.439885
F	0.074479	1.453576	-0.983552	H	4.507811	-2.065595	-0.792615
F	1.953961	2.260691	-1.719845	C	1.685820	1.636998	-0.503886
				F	1.398698	2.399949	0.579420
				F	0.546271	1.594659	-1.248498
				F	2.606142	2.296258	-1.238196
10-3fa-o							
C	1.838300	-1.797488	1.296663				
C	2.142942	0.272302	-0.096111				
C	3.229438	-0.318650	-0.678284	TS3fa-m			
C	3.646555	-1.618240	-0.307952	C	0.589085	2.118691	0.963078
C	2.929197	-2.337968	0.680886	C	1.930124	1.034773	-0.776027
H	1.277390	-2.350836	2.044216	C	2.574748	0.297177	0.201360
H	3.252094	-3.341269	0.946096	C	2.236720	0.455776	1.554412
C	1.334117	-0.415711	0.980955	C	1.246812	1.370560	1.930556
H	1.360054	0.200861	1.894776	H	-0.189924	2.824977	1.230213
N	-0.100646	-0.436756	0.647018	H	0.999696	1.495280	2.980521

C	0.893552	1.929128	-0.408773	C	2.050540	1.501181	1.945727
H	0.483072	2.615688	-1.139312	H	0.182825	2.544379	1.823791
N	-0.849319	0.675936	-0.985113	H	2.279865	1.876106	2.939668
C	-3.017675	0.308346	-0.234713	C	0.507629	1.385144	-0.036657
C	-0.895715	-0.647303	-0.511844	H	0.358376	2.246853	-0.709274
C	-2.028750	1.357700	-0.647220	N	-0.827825	0.753985	-0.026052
O	0.033481	-1.429149	-0.446847	C	-3.058506	0.334311	-0.444726
O	-2.194406	2.564501	-0.683437	C	-1.144474	-0.425015	0.678476
C	-2.329679	-0.904145	-0.143381	C	-1.932336	1.270432	-0.726666
C	-2.969610	-2.077646	0.229722	O	-0.374900	-1.068322	1.359858
H	-2.422875	-3.013187	0.294854	O	-1.923594	2.276395	-1.408960
C	-4.337198	-1.996507	0.522823	C	-2.588242	-0.678403	0.393918
H	-4.874559	-2.889922	0.828654	C	-3.414953	-1.703643	0.827934
C	-5.028348	-0.777982	0.432193	H	-3.035870	-2.485215	1.478842
H	-6.088444	-0.750147	0.668548	C	-4.746997	-1.684982	0.391310
C	-4.374060	0.398956	0.046139	H	-5.426286	-2.470969	0.708793
H	-4.896751	1.347441	-0.028747	C	-5.218876	-0.668227	-0.450392
H	2.752523	-0.134401	2.305293	H	-6.256349	-0.681973	-0.771974
H	2.182157	0.899931	-1.820778	C	-4.373980	0.363284	-0.883195
C	3.608193	-0.734604	-0.163876	H	-4.725566	1.156417	-1.535533
F	4.008891	-0.622279	-1.447524	H	3.875331	0.319307	1.818320
F	4.708711	-0.615861	0.619575	H	1.311040	0.055530	-1.623492
F	3.137793	-1.984921	0.011519	C	3.681600	-0.792277	-0.619521
				F	3.230618	-1.352478	-1.761492
10-3fa-m				F	4.819189	-0.121564	-0.921279
C	0.887996	1.878860	1.334284	F	4.033896	-1.794913	0.216579
C	1.527888	0.459552	-0.640936				
C	2.669498	0.120900	0.020543	TS3fa-p			
C	2.964218	0.625161	1.316865	C	-1.586005	1.914657	-1.210830

C	-0.841622	1.591264	1.099027				
C	-1.765828	0.571304	1.249235	10-3fa-p			
C	-2.597078	0.221616	0.173148	C	-1.038252	0.929655	-1.252658
C	-2.513236	0.897777	-1.050561	C	-1.036838	0.932273	1.261382
H	-1.501070	2.436321	-2.158126	C	-2.283924	0.382708	1.236724
H	-3.170549	0.615227	-1.864559	C	-2.932706	0.099600	0.007225
C	-0.706429	2.248913	-0.151555	C	-2.284023	0.379873	-1.224832
H	-0.080459	3.131310	-0.216078	H	-0.534123	1.128351	-2.193965
N	1.144857	1.215327	-0.837315	H	-2.792208	0.134843	-2.152294
C	3.012508	0.270784	0.176074	C	-0.287963	1.283493	0.003648
C	1.068154	-0.173806	-1.053425	H	-0.070423	2.365804	0.002386
C	2.169621	1.506767	0.078855	N	1.060981	0.685606	0.003319
O	0.165248	-0.772659	-1.604506	C	3.357266	0.452981	-0.001909
O	2.321608	2.561151	0.670446	C	1.315193	-0.700773	0.005240
C	2.340124	-0.750050	-0.500367	C	2.244110	1.445483	-0.001212
C	2.860194	-2.034161	-0.582384	O	0.472342	-1.572489	0.008980
H	2.327016	-2.817756	-1.111583	O	2.299107	2.659785	-0.003971
C	4.087360	-2.269994	0.050647	C	2.802762	-0.828697	0.001815
H	4.525208	-3.263853	0.019562	C	3.599014	-1.964007	0.001785
C	4.763001	-1.244170	0.730734	H	3.154681	-2.954353	0.004608
H	5.711971	-1.462345	1.212660	C	4.988218	-1.775736	-0.002141
C	4.232667	0.050270	0.800680	H	5.646279	-2.640013	-0.002390
H	4.744481	0.852395	1.323201	C	5.544607	-0.489112	-0.005795
H	-0.186791	1.878001	1.915256	H	6.624985	-0.376383	-0.008765
H	-1.864617	0.047444	2.194438	C	4.729884	0.651689	-0.005715
C	-3.551456	-0.930693	0.345399	H	5.146951	1.653808	-0.008543
F	-4.160786	-0.885368	1.553464	H	-0.531675	1.132732	2.201735
F	-4.516367	-0.939504	-0.597968	H	-2.791220	0.141165	2.165186
F	-2.905723	-2.114554	0.276820	C	-4.331507	-0.432535	-0.001342

F	-4.624056	-1.111933	1.130496	C	-2.196214	0.073898	0.698434
F	-5.246957	0.565527	-0.105591	C	-0.513643	1.518962	-0.047708
F	-4.547514	-1.263031	-1.047633	C	-0.978075	-0.066795	1.559723
				O	0.132334	2.268825	-0.754587
li				O	-0.781651	-0.891031	2.434758
C	-2.181877	1.208219	-0.000073	C	-1.912773	1.028667	-0.280523
C	-2.181877	-1.208219	-0.000073	C	-2.845182	1.376712	-1.248085
C	-0.785435	-1.216374	-0.000052	H	-2.611616	2.120888	-2.003142
C	-0.785435	1.216374	-0.000052	C	-4.083149	0.723048	-1.210120
H	-2.719582	2.152384	-0.000127	H	-4.837781	0.957591	-1.955860
H	-0.233767	2.150158	-0.000111	C	-4.367702	-0.236943	-0.225248
H	-2.719582	-2.152384	-0.000127	H	-5.337018	-0.727823	-0.227182
H	-0.233767	-2.150158	-0.000111	C	-3.423277	-0.573410	0.752264
C	-2.882331	0.000000	0.000179	H	-3.628827	-1.314184	1.518608
H	-3.968525	0.000000	0.000226	H	3.855805	1.872159	-1.753741
C	-0.103065	0.000000	0.000031	H	2.555795	-0.175609	-2.276638
Br	1.811295	0.000000	0.000014	Br	0.944029	-2.040687	-0.631997

TS3ia-o

C	2.752469	1.157190	1.376028
C	1.954379	-0.477436	-0.236274
C	2.613124	0.191650	-1.258398
C	3.345498	1.343805	-0.953771
C	3.421095	1.822543	0.362406
H	2.785083	1.518138	2.398744
H	3.995974	2.716957	0.581166
C	1.976971	0.005639	1.091773
H	1.566822	-0.594270	1.895989
N	-0.093120	0.957523	1.173944

10-3ia-o

C	-1.746540	-1.869104	1.276381
C	-2.131034	0.198056	-0.078386
C	-3.182467	-0.418438	-0.696173
C	-3.534451	-1.745131	-0.358347
C	-2.800764	-2.446259	0.633540
H	-1.177760	-2.404929	2.030860
H	-3.085933	-3.465179	0.882044
C	-1.283138	-0.464910	0.978914
H	-1.311876	0.140206	1.899452
N	0.144937	-0.442319	0.620909

C	2.385086	0.109110	0.603432	C	2.595504	0.056281	-0.599177
C	0.680140	-1.015342	-0.549303	C	1.145790	1.027465	0.964558
C	1.109287	0.267993	1.358585	C	1.611035	0.949910	-1.291913
O	0.058314	-1.655277	-1.370429	O	0.537704	1.238459	1.996420
O	0.901670	0.865739	2.395456	O	1.425387	1.064803	-2.491259
C	2.129508	-0.657855	-0.534916	C	2.307470	0.095186	0.767009
C	3.133644	-0.972559	-1.438054	C	3.040228	-0.642486	1.685968
H	2.920720	-1.568708	-2.319837	H	2.805384	-0.603126	2.745067
C	4.420741	-0.489543	-1.164147	C	4.079404	-1.438411	1.186646
H	5.234377	-0.713820	-1.848118	H	4.671705	-2.039530	1.871010
C	4.676993	0.280656	-0.021234	C	4.368115	-1.478202	-0.186550
H	5.684959	0.641474	0.162738	H	5.179121	-2.108605	-0.540548
C	3.654145	0.592439	0.885048	C	3.626480	-0.723763	-1.104651
H	3.837253	1.188690	1.773400	H	3.838290	-0.745866	-2.169100
H	-4.364458	-2.223749	-0.867296	H	-1.146002	-0.050329	-1.898956
H	-3.748231	0.116689	-1.451986	H	-3.352349	0.211142	1.788557
Br	-1.650011	1.985348	-0.519425	Br	-2.701973	-1.917269	-0.164995

TS3ia-m

C	-1.685622	2.668007	0.126428
C	-1.516829	0.526456	-1.059975
C	-2.281620	-0.056708	-0.064752
C	-2.760003	0.693554	1.019208
C	-2.463392	2.060618	1.098947
H	-1.434325	3.721001	0.193110
H	-2.837374	2.635814	1.940115
C	-1.166763	1.897232	-0.945854
H	-0.700193	2.380083	-1.796700
N	0.920185	1.638129	-0.282056

10-3ia-m

C	-0.814360	2.035521	1.171309
C	-1.481678	0.442312	-0.663174
C	-2.617092	0.185562	0.042672
C	-2.906812	0.804364	1.283824
C	-1.977591	1.730881	1.817831
H	-0.100755	2.737364	1.592841
H	-2.203352	2.202961	2.770484
C	-0.446840	1.409649	-0.146760
H	-0.291541	2.202256	-0.898232
N	0.882052	0.767667	-0.080793

C	3.090392	0.249695	-0.508106	C	-3.021000	0.201645	0.188386
C	1.201195	-0.316560	0.761634	C	-1.129718	-0.057388	-1.165647
C	1.970404	1.162350	-0.878436	C	-2.263427	1.492446	0.099308
O	0.444036	-0.849914	1.544032	O	-0.224653	-0.572648	-1.794412
O	1.956061	2.067386	-1.689998	O	-2.447491	2.505825	0.751274
C	2.631373	-0.633669	0.471018	C	-2.325495	-0.743170	-0.569545
C	3.455964	-1.607848	1.013221	C	-2.764669	-2.055659	-0.677376
H	3.085990	-2.288568	1.773485	H	-2.214280	-2.779451	-1.270386
C	4.773649	-1.672906	0.539009	C	-3.932710	-2.399478	0.014569
H	5.450656	-2.422679	0.938474	H	-4.305983	-3.418694	-0.034682
C	5.234101	-0.786032	-0.444078	C	-4.631433	-1.449717	0.777765
H	6.260538	-0.862279	-0.791335	H	-5.532853	-1.751267	1.304092
C	4.391587	0.195113	-0.985020	C	-4.183539	-0.126410	0.873427
H	4.734136	0.888070	-1.747075	H	-4.713345	0.617628	1.460118
H	-1.278854	-0.046172	-1.609443	H	1.490996	2.641094	-1.995481
H	-3.820353	0.561261	1.812108	H	3.117307	0.772637	-1.790666
Br	-3.892496	-1.065036	-0.655934	Br	3.705142	-1.185586	0.348425

TS3ia-p

C	0.715835	1.579384	1.164686
C	1.538288	2.055996	-1.083021
C	2.445608	1.014213	-0.975203
C	2.472637	0.254555	0.201541
C	1.616902	0.530642	1.276244
H	0.034599	1.808644	1.977779
H	1.667094	-0.070616	2.176980
C	0.641806	2.335624	-0.027913
H	-0.001033	3.206629	-0.064915
N	-1.274261	1.315341	-0.885135

10-3ia-p

C	0.976207	1.037931	1.256659
C	0.976200	1.038066	-1.256549
C	2.218385	0.477404	-1.234451
C	2.853474	0.189806	0.000002
C	2.218392	0.477268	1.234489
H	0.481595	1.253432	2.199428
H	2.732895	0.244173	2.161136
C	0.215776	1.370146	0.000075
H	-0.043775	2.441837	0.000132
N	-1.113929	0.721634	0.000049

C	-3.401686	0.409804	-0.000012	H	-0.969920	-0.891646	1.722525
C	-1.320852	-0.672667	-0.000017	H	-0.969874	0.893407	1.721632
C	-2.322468	1.439573	0.000094	Br	-2.146388	-0.000113	-0.313877
O	-0.451104	-1.517530	0.000099	C	3.229352	-0.000307	-0.486933
O	-2.421478	2.651354	-0.000009	H	4.236071	-0.000533	-0.895806
C	-2.803629	-0.851730	0.000010				
C	-3.560321	-2.013780	0.000011	TS3ka-o			
H	-3.081837	-2.988131	0.000024	C	1.568569	2.767980	0.015881
C	-4.955178	-1.873698	-0.000044	C	-0.647119	1.759100	-0.160719
H	-5.583122	-2.760143	-0.000061	C	-0.398220	1.496106	-1.509079
C	-5.555483	-0.606913	-0.000090	C	0.822522	1.859637	-2.088221
H	-6.639138	-0.531321	-0.000128	C	1.806218	2.500343	-1.331382
C	-4.780361	0.561145	-0.000077	H	2.336886	3.227743	0.628630
H	-5.231667	1.548360	-0.000090	H	2.759450	2.762626	-1.779465
H	0.481582	1.253658	-2.199286	C	0.355994	2.387593	0.602734
H	2.732880	0.244407	-2.161118	H	0.191738	2.570743	1.660258
Br	4.582229	-0.592069	-0.000049	N	1.907937	0.279134	1.730387
				C	0.628305	-1.471625	0.759911
1k				C	2.584022	-0.216647	0.573218
C	2.580600	-1.209208	-0.222456	C	0.669349	-0.427391	1.821517
C	2.580938	1.208879	-0.222960	O	3.647712	0.219503	0.173934
C	1.289211	1.208216	0.302050	O	-0.188094	-0.176934	2.651096
C	0.631905	0.000274	0.572219	C	1.786867	-1.334119	-0.008434
C	1.288877	-1.207968	0.302549	C	2.035382	-2.151976	-1.105066
H	3.080937	-2.152203	-0.425052	H	2.939206	-2.032533	-1.694030
H	0.780865	-2.148637	0.501169	C	1.072608	-3.117934	-1.412219
H	3.081534	2.151651	-0.425955	H	1.221371	-3.773517	-2.265732
H	0.781473	2.149114	0.500284	C	-0.094131	-3.255964	-0.637506
C	-0.750466	0.000582	1.136681	H	-0.823767	-4.013164	-0.910090

C	-0.332900	-2.432041	0.465964	H	-4.946855	-0.786114	-1.863620
H	-1.236007	-2.514098	1.060010	C	-4.417916	-0.314355	0.169656
H	1.003228	1.635266	-3.135901	H	-5.441104	-0.076073	0.446017
H	-1.151425	0.988585	-2.102686	C	-3.400022	-0.208672	1.127411
C	-1.957622	1.461304	0.523177	H	-3.601632	0.109101	2.145477
H	-1.808986	1.229005	1.577731	H	4.877059	-0.967300	-1.334943
H	-2.662219	2.289804	0.424769	H	3.841836	1.206373	-0.748728
Br	-2.948601	-0.103176	-0.206717	C	1.676544	1.666151	0.784438
				H	1.165950	1.642900	1.746848
				H	2.388554	2.488300	0.737306
				Br	0.192097	2.273805	-0.494916
10-3ka-o							
C	2.276736	-2.163461	0.497795				
C	2.261677	0.366748	0.399365				
C	3.391639	0.285562	-0.383264	TS3ka-m			
C	3.984028	-0.947120	-0.718802	C	0.211693	2.531771	0.453664
C	3.407126	-2.162646	-0.261835	C	1.404042	0.766845	-0.756745
H	1.815186	-3.090306	0.825871	C	1.892001	0.260397	0.446374
H	3.869889	-3.106462	-0.537685	C	1.563080	0.915448	1.641189
C	1.593737	-0.892336	0.920400	C	0.730995	2.048315	1.642626
H	1.581314	-0.841694	2.022994	H	-0.463421	3.379360	0.434612
N	0.156168	-0.928248	0.589734	H	0.492982	2.537412	2.582736
C	-2.111306	-0.521537	0.722699	C	0.518398	1.868653	-0.763437
C	-0.363229	-1.163983	-0.701611	H	0.224293	2.319824	-1.703119
C	-0.831891	-0.483843	1.482855	N	-1.321734	0.578778	-1.066533
O	0.281008	-1.497266	-1.672255	C	-3.439049	0.195636	-0.197247
O	-0.629954	-0.134928	2.631861	C	-1.339247	-0.750392	-0.632839
C	-1.831036	-0.923881	-0.584075	C	-2.482388	1.254049	-0.666944
C	-2.829136	-1.030111	-1.540096	O	-0.418764	-1.550522	-0.652844
H	-2.595811	-1.337597	-2.554563	O	-2.673919	2.456077	-0.706710
C	-4.136853	-0.718019	-1.142920	C	-2.746131	-1.016605	-0.173278

C	-3.358177	-2.197833	0.219887	O	-1.055015	-1.508208	1.035263
H	-2.808298	-3.133727	0.230462	O	-2.280218	2.511614	-0.862023
C	-4.703510	-2.124307	0.605829	C	-3.189002	-0.749879	0.113923
H	-5.218403	-3.024088	0.931095	C	-4.089231	-1.796435	0.244953
C	-5.399612	-0.906116	0.582884	H	-3.786053	-2.737076	0.693944
H	-6.441473	-0.884109	0.890342	C	-5.393695	-1.586134	-0.223650
C	-4.773265	0.278913	0.173489	H	-6.128612	-2.381654	-0.139101
H	-5.300413	1.227539	0.148540	C	-5.767438	-0.364609	-0.800865
H	1.651201	0.273865	-1.690482	H	-6.785984	-0.232381	-1.154534
H	1.949687	0.531911	2.582165	C	-4.848635	0.686517	-0.928338
C	2.694371	-1.000163	0.454254	H	-5.123767	1.637534	-1.373455
H	2.785648	-1.432737	1.450059	H	0.876421	0.187631	-1.450700
H	2.283141	-1.735541	-0.236153	H	3.207072	-0.475209	2.104873
Br	4.577127	-0.688664	-0.155895	C	3.073652	-1.088059	-0.537825
				H	3.292864	-2.027317	-0.029099
10-3ka-m				H	2.731033	-1.287091	-1.552620
C	0.326779	1.313794	1.813438	Br	4.864802	-0.210526	-0.745564
C	1.046287	0.334039	-0.387013				
C	2.122575	-0.229961	0.235929	TS3ka-p			
C	2.335252	-0.033797	1.632743	C	-0.564646	2.268802	-1.175432
C	1.424797	0.737029	2.388914	C	-1.250760	2.520771	1.160991
H	-0.377574	1.899270	2.397378	C	-2.257801	1.593090	0.956783
H	1.603457	0.870140	3.452929	C	-2.423803	0.983248	-0.298735
C	0.027234	1.162663	0.346272	C	-1.571796	1.341269	-1.363961
H	-0.034706	2.160385	-0.120067	H	0.110458	2.535558	-1.980830
N	-1.336024	0.627146	0.133561	H	-1.707470	0.870526	-2.334155
C	-3.561505	0.466553	-0.461078	C	-0.352309	2.834331	0.110737
C	-1.750692	-0.665606	0.508235	H	0.351348	3.650463	0.218666
C	-2.374410	1.370039	-0.454917	N	1.384069	1.569845	0.763518

C	2.833091	0.060228	-0.258456	C	-0.103250	1.021752	-0.000255
C	1.086513	0.297407	1.284272	H	-0.209906	2.119803	0.000121
C	2.294810	1.459538	-0.298429	N	-1.507281	0.563361	-0.000174
O	0.217327	0.025817	2.091010	C	-3.815888	0.570990	0.000158
O	2.580056	2.337869	-1.094474	C	-1.904511	-0.788283	-0.000220
C	2.090233	-0.647709	0.688278	C	-2.605227	1.441818	0.000014
C	2.331653	-1.988896	0.949888	O	-1.159004	-1.745103	-0.000431
H	1.743739	-2.525600	1.687814	O	-2.535286	2.655371	0.000037
C	3.348468	-2.611738	0.214733	C	-3.397984	-0.761154	0.000052
H	3.562114	-3.664408	0.378531	C	-4.308583	-1.806975	0.000241
C	4.096137	-1.900272	-0.737136	H	-3.969949	-2.838290	0.000165
H	4.876488	-2.414467	-1.291471	C	-5.670705	-1.474912	0.000543
C	3.849293	-0.544040	-0.985854	H	-6.415369	-2.265808	0.000712
H	4.419539	0.017758	-1.719159	C	-6.089749	-0.137278	0.000642
H	-1.108379	2.970547	2.137487	H	-7.152441	0.087818	0.000877
H	-2.909817	1.310130	1.777992	C	-5.160153	0.912011	0.000447
C	-3.468359	-0.061846	-0.497636	H	-5.469935	1.952342	0.000523
H	-4.269866	-0.009332	0.238399	H	0.135779	0.864241	-2.197731
H	-3.881457	-0.065951	-1.506242	H	2.258875	-0.377392	-2.162161
Br	-2.671388	-1.891392	-0.269263	C	3.669217	-1.216795	-0.001404
				H	3.833254	-1.813957	0.894318
				H	3.833987	-1.811880	-0.898374
10-3ka-p				Br	5.263368	0.078537	0.000844
C	0.607301	0.594005	1.255714				
C	0.606973	0.594842	-1.256663				
C	1.776254	-0.098362	-1.228249	1m			
C	2.394383	-0.481688	-0.001075	C	2.391999	0.697828	0.000112
C	1.776493	-0.099181	1.226588	C	1.185088	-1.394766	-0.000041
H	0.136294	0.862831	2.197048	C	-0.028553	-0.701277	-0.000096
H	2.259404	-0.378906	2.160144	C	-0.028720	0.701443	-0.000106

C	1.185166	1.394538	0.000092	H	4.665511	-2.546860	0.739922
H	3.327806	1.248478	0.000318	C	4.494357	-0.733647	-0.411104
H	1.168482	2.479140	0.000344	H	5.458869	-0.876492	-0.890423
H	1.167997	-2.479307	0.000056	C	3.721729	0.389326	-0.732152
C	2.391832	-0.698020	-0.000185	H	4.057806	1.131569	-1.449336
H	3.327848	-1.248528	0.000013	Cl	-2.808305	-2.200795	-0.743179
Cl	-1.516955	-1.619716	0.000080	H	-3.834668	-1.020225	1.595228
Cl	-1.516752	1.619818	-0.000044	Cl	-0.942196	-0.003445	-2.214207

TS3ma-o

10-3ma-o

C	-2.245784	1.934855	1.071462	C	1.373051	0.743922	2.137187
C	-1.761067	0.340301	-0.719205	C	1.847545	-0.566983	0.040257
C	-2.568275	-0.603743	-0.083495	C	2.956158	0.216473	-0.157775
C	-3.215655	-0.270889	1.114241	C	3.293780	1.251169	0.748030
C	-3.061185	0.997865	1.682438	C	2.489852	1.484203	1.889388
H	-2.095546	2.917521	1.504919	H	0.749156	0.925262	3.006992
H	-3.576165	1.233911	2.608014	H	2.778208	2.274365	2.577073
C	-1.550865	1.605952	-0.117439	C	0.912405	-0.348301	1.210718
H	-1.034975	2.373290	-0.684390	H	0.819302	-1.294753	1.766917
N	0.481248	1.294556	0.774151	N	-0.462716	-0.102117	0.747310
C	2.491369	0.514195	-0.101166	C	-2.701820	-0.407412	0.284560
C	0.690413	0.006865	1.305059	C	-0.839783	0.969608	-0.086606
C	1.428055	1.562115	-0.232229	C	-1.529614	-0.984094	1.002700
O	-0.075108	-0.606097	2.024241	O	-0.104255	1.852008	-0.474671
O	1.380520	2.477397	-1.034020	O	-1.461343	-1.990262	1.679469
C	2.041807	-0.431647	0.823422	C	-2.290634	0.758596	-0.364908
C	2.803477	-1.543409	1.155293	C	-3.170602	1.515322	-1.123927
H	2.441366	-2.271309	1.874582	H	-2.837000	2.418494	-1.625094
C	4.042339	-1.685075	0.517581	C	-4.494462	1.063639	-1.215403

H	-5.214000	1.627817	-1.801886	H	-4.577190	-2.948022	-0.601150
C	-4.906909	-0.106805	-0.563455	C	-4.624064	-1.111113	0.523498
H	-5.939420	-0.431559	-0.655049	H	-5.562568	-1.362966	1.009474
C	-4.008855	-0.863864	0.201516	C	-3.992068	0.101979	0.824985
H	-4.313641	-1.773291	0.709651	H	-4.413652	0.807703	1.533919
Cl	4.016031	-0.027551	-1.531008	H	0.623417	1.173113	1.997053
H	4.171262	1.854946	0.550921	Cl	3.896073	-1.389772	-0.588674
Cl	1.393926	-1.862641	-1.022684	Cl	2.171388	-1.197027	2.135190

TS3ma-m

10-3ma-m

C	1.849763	2.006014	-1.090215	C	1.101614	1.079632	-1.584938
C	1.206480	1.099787	1.086047	C	1.351885	0.837626	0.901113
C	2.057575	0.022553	0.891092	C	2.544875	0.209128	0.698411
C	2.816684	-0.061936	-0.295650	C	3.049202	-0.002710	-0.618868
C	2.711394	0.942472	-1.272364	C	2.299940	0.454796	-1.736991
H	1.753957	2.769079	-1.854782	H	0.535717	1.415115	-2.448680
H	3.307274	0.855107	-2.173792	H	2.711992	0.289994	-2.727462
C	1.047444	2.077881	0.075782	C	0.486255	1.313595	-0.233970
H	0.485103	2.974422	0.307953	H	0.274814	2.387564	-0.103657
N	-0.897847	1.376909	-0.720557	N	-0.858813	0.707915	-0.151620
C	-2.790498	0.368246	0.182817	C	-3.141158	0.460047	0.084741
C	-0.944796	0.064282	-1.225871	C	-1.116990	-0.674267	-0.259541
C	-1.857010	1.535938	0.293259	C	-2.031379	1.455706	0.058877
O	-0.112210	-0.465070	-1.937181	O	-0.282910	-1.535417	-0.440062
O	-1.896246	2.447503	1.101822	O	-2.080251	2.663407	0.187331
C	-2.232154	-0.529512	-0.730402	C	-2.595528	-0.811441	-0.104649
C	-2.852887	-1.731386	-1.040772	C	-3.391270	-1.946923	-0.126716
H	-2.406936	-2.421137	-1.750525	H	-2.953530	-2.929193	-0.274182
C	-4.063145	-2.013463	-0.394228	C	-4.770771	-1.769636	0.049050

H	-5.428015	-2.634443	0.038549
C	-5.318277	-0.493235	0.238809
H	-6.391206	-0.388678	0.372306
C	-4.504226	0.647807	0.259448
H	-4.914808	1.641861	0.406076
H	0.979349	0.990036	1.908054
Cl	4.560202	-0.804459	-0.907748
Cl	3.458483	-0.331560	2.093838

6. Reference

- [1] S. Zhao, Y. Zhu, Y. C. Wu, T. Lu and Q. F. Zhou, Phosphine-Catalyzed Domino Reactions of Allenates with *N*-Hydroxyphthalimides: Direct Method to 3a-Hydroxyisoxazolo[3,2-*a*]isoindol-8(3 *aH*)-one Derivatives. *ChemistrySelect*, 2017, **2**, 1700.
- [2] T. Kuribara, M. Nakajima and T. Nemoto, Visible-Light-Induced Metal-/Photocatalyst-Free C–H Bond Imidation of Arenes. *Org. Lett.*, 2020, **22**, 2235.
- [3] R. Shrestha, P. Mukherjee, Y. Tan, Z. C. Litman and J. F. Hartwig, Sterically Controlled, Palladium-Catalyzed Intermolecular Amination of Arenes. *J. Am. Chem. Soc.*, 2013, **135**, 8480.
- [4] Y. S. Shi, F. Liao, H. Niu and A. W. Lei, Selective Formation of Phthalimides from Amines, Aldehydes and CO by Pd-Catalyzed Oxidative C–H Aminocarbonylation. *Org. Chem. Front.*, 2018, **5**, 1957.
- [5] L. Marchetti, A. Kantak,; R. Davis and B. DeBoef, Regioselective Gold-Catalyzed Oxidative C–N Bond Formation. *Org. Lett.*, 2015, **17**, 358.
- [6] a) R. K. P. Subramanya, K. U. Sunil and S. J. Branko, Microwave-Assisted Benzyl Mono- and Dibromination in Diethyl Carbonate as Environmentally Friendly Alternative to Radical Bromination in Carbon Tetrachloride. *Green Chem.*, 2011, **13**, 928. b) X. F. Zhang, D. G. Huang, Y. S. Chen and R. H. Holm, Synthesis of Binucleating Macrocycles and Their Nickel(II) Hydroxo- and Cyano-Bridged Complexes with Divalent Ions: Anatomical Variation of Ligand Features. *Inorg. Chem.*, 2012, **51**, 20, 11017. c) K. U. Sunil and S. J. Branko, Microwave-Assisted NBS Bromination of *p*-Iminotoluenes: Preparation of New Alcohol, Mercapto, and Amino Protection Groups. *Synth. Commun.*, 2011, **41**, 3177.
- [7] L. J. Allen, P. J. Cabrera, M. Lee and M. S. Sanford, 3-Substituted Phthalic Acid Derivatives by Sonogashira Coupling Reaction. *J. Am. Chem. Soc.*, 2014, **136**, 5607.
- [8] G. Jean, L. Stéphane, P. Alain, R. Pierre, P. Bruno, B. A. Paola and M. Claude,

Synthesis and Biological Activity of 6*H*-Isoindolo[2,1-*a*] Indol-6-ones, Analogues of Batracylin, and Related Compounds. *Eur. Med. Chem.*, 2006, **41**, 379.

[9] Y. C. Yuan, K. Raghu, B. O. Christian, L. Thierry, R. Thierry and G. D. Rafael, Orcid Unmasking Amides: Ruthenium-Catalyzed Protodecarbonylation of *N*-Substituted Phthalimide Derivatives. *Org. Lett.*, 2017, **19**, 6404.

[10] D. S. Suman and A. Lutz, Ruthenium(II)-Catalyzed C–H Activation with Isocyanates: A Versatile Route to Phthalimides. *Chem. Eur. J.*, 2014, **20**, 13932.

[11] W. Oliver and R. W. Siegfried, 3-Substituted Phthalic Acid Derivatives by Sonogashira Coupling Reaction. *Synthesis*, 2007, **5**, 761.

[12] Gaussian 09, Revision E.01, M. J. Frisch, G. W. Trucks, H. B. Schlegel, G. E. Scuseria, M. A. Robb, J. R. Cheeseman, G. Scalmani, V. Barone, B. Mennucci, G. A. Petersson, H. Nakatsuji, M. Caricato, X. Li, H. P. Hratchian, A. F. Izmaylov, J. Bloino, G. Zheng, J. L. Sonnenberg, M. Hada, M. Ehara, K. Toyota, R. Fukuda, J. Hasegawa, M. Ishida, T. Nakajima, Y. Honda, O. Kitao, H. Nakai, T. Vreven, J. A. Montgomery, Jr., J. E. Peralta, F. Ogliaro, M. Bearpark, J. J. Heyd, E. Brothers, K. N. Kudin, V. N. Staroverov, T. Keith, R. Kobayashi, J. Normand, K. Raghavachari, A. Rendell, J. C. Burant, S. S. Iyengar, J. Tomasi, M. Cossi, N. Rega, J. M. Millam, M. Klene, J. E. Knox, J. B. Cross, V. Bakken, C. Adamo, J. Jaramillo, R. Gomperts, R. E. Stratmann, O. Yazyev, A. J. Austin, R. Cammi, C. Pomelli, J. W. Ochterski, R. L. Martin, K. Morokuma, V. G. Zakrzewski, G. A. Voth, P. Salvador, J. J. Dannenberg, S. Dapprich, A. D. Daniels, O. Farkas, J. B. Foresman, J. V. Ortiz, J. Cioslowski and D. J. Fox, Gaussian, Inc., Wallingford CT, 2013.

[13] A. D. Becke, *J. Chem. Phys.* 1993, **98**, 5648. b) C. Lee, W. Yang and R. G. Parr, *Phys. Rev., B* 1988, **37**, 785.

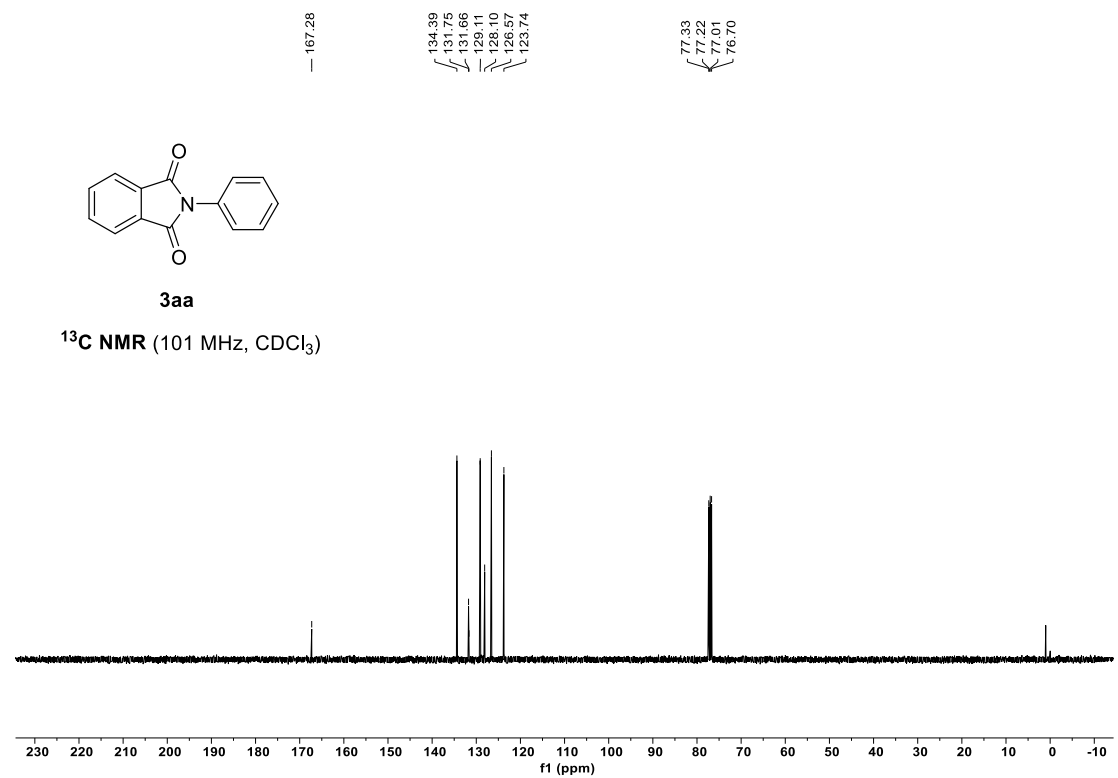
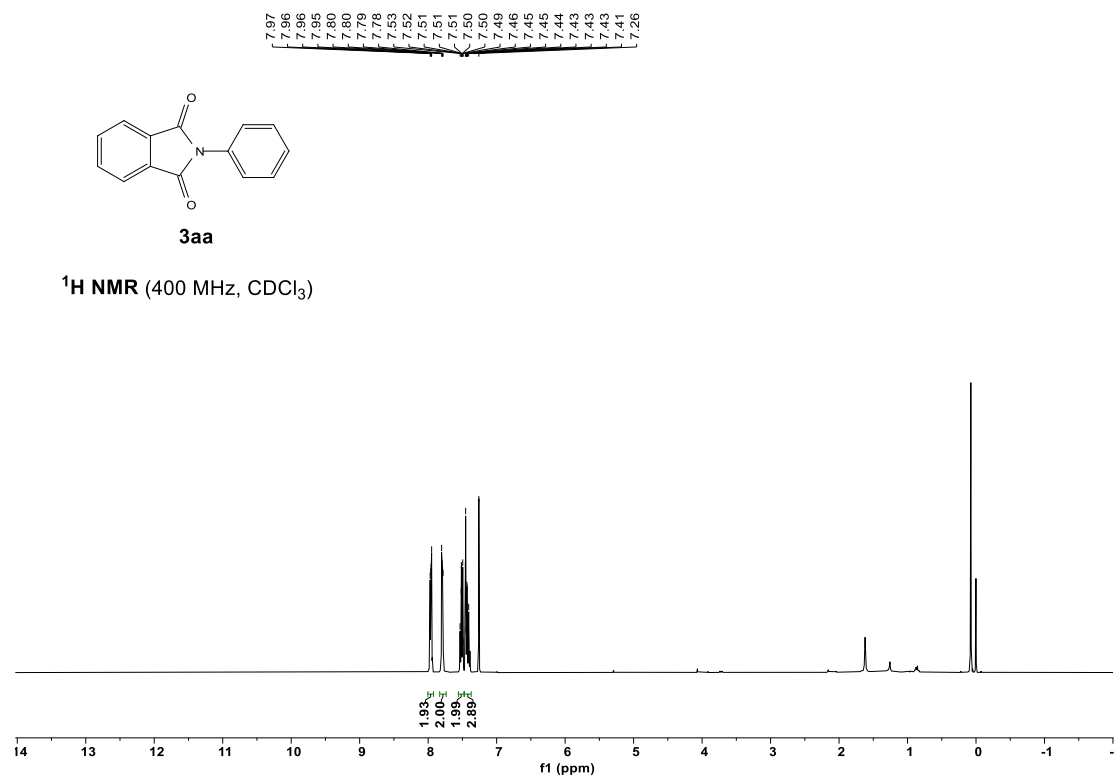
[14] a) R. Ditchfield, W. J. Hehre and J. A. Pople, *J. Chem. Phys.*, 1971, **54**, 724. b) W. J. Hehre, R. Ditchfield and J. A. Pople, *J. Chem. Phys.*, 1972, **56**, 2257. c) P. C. Hariharan and J. A. Pople, *Theor. Chem. Acc.*, 1973, **28**, 213.

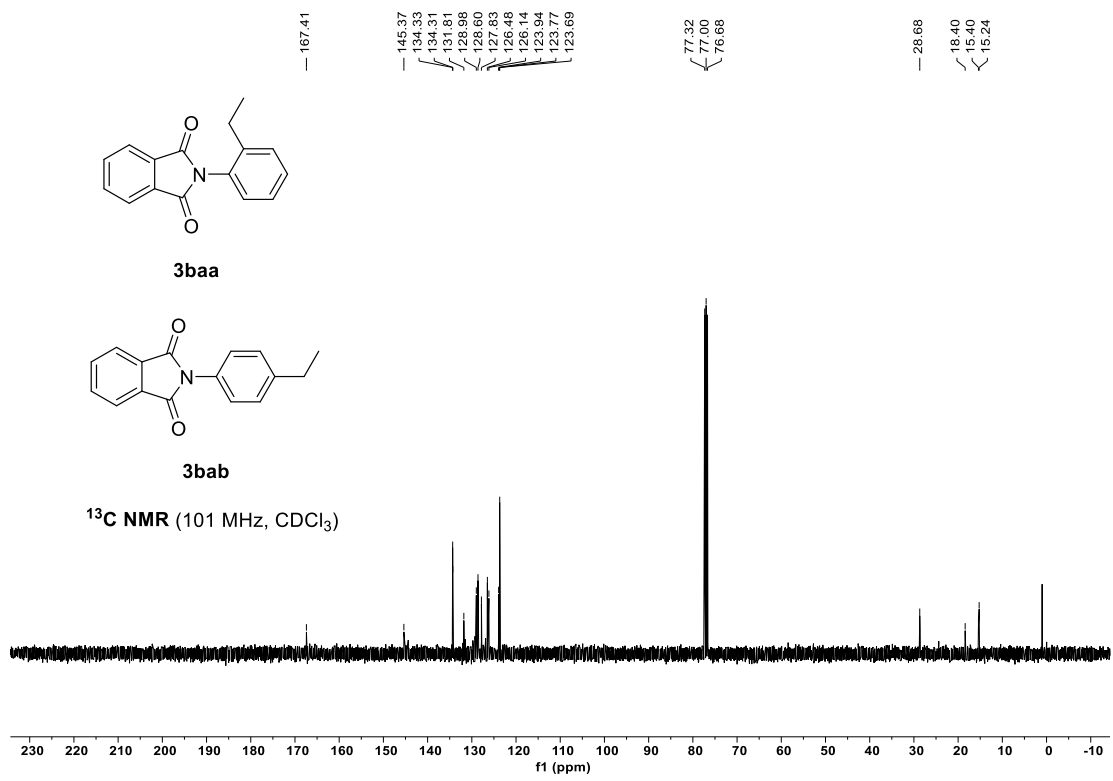
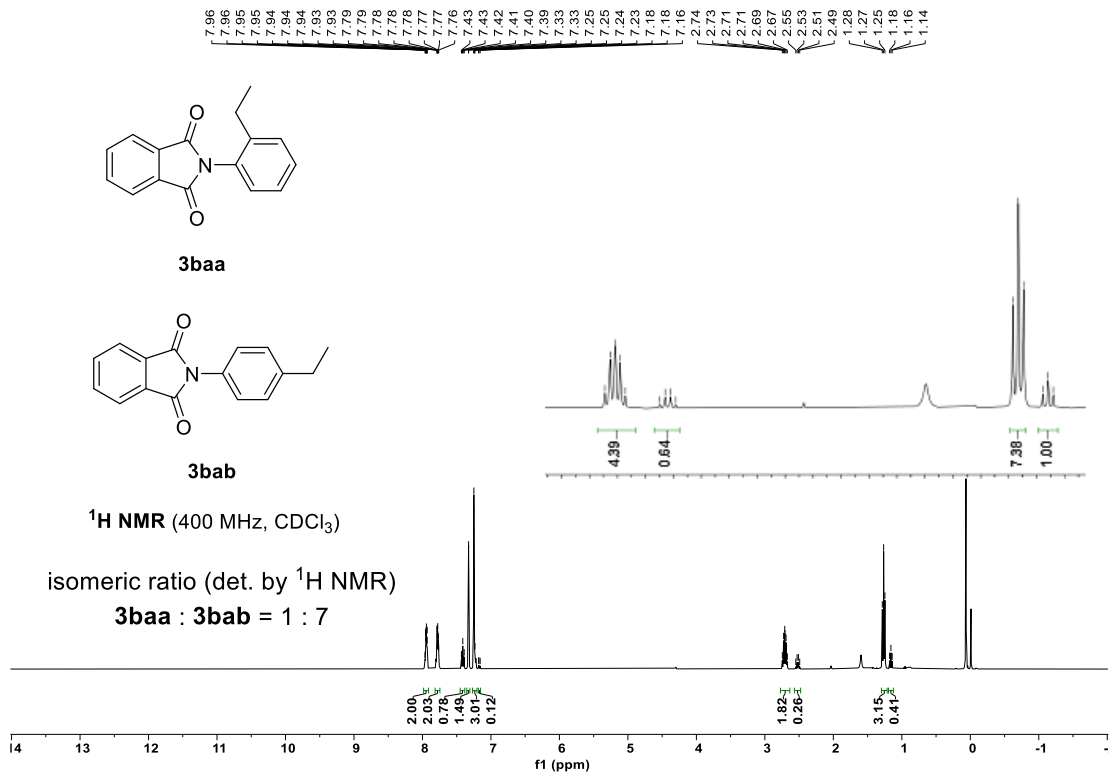
[15] a) T. Clark, J. Chandrasekhar, G. W. Spitznagel and P. Von R. Schleyer, *J. Comput. Chem.*, 1983, **4**, 294. b) R. Krishnan, J. S. Binkley, R. Seeger and J. A. Pople, *J. Chem.*

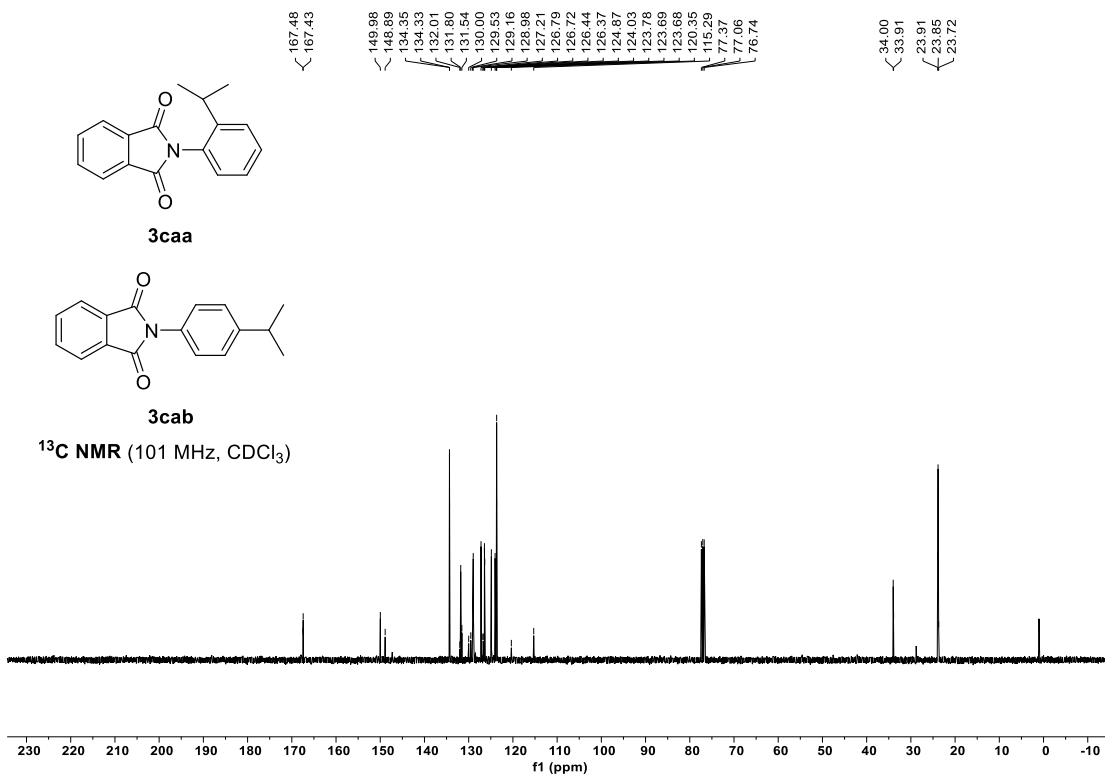
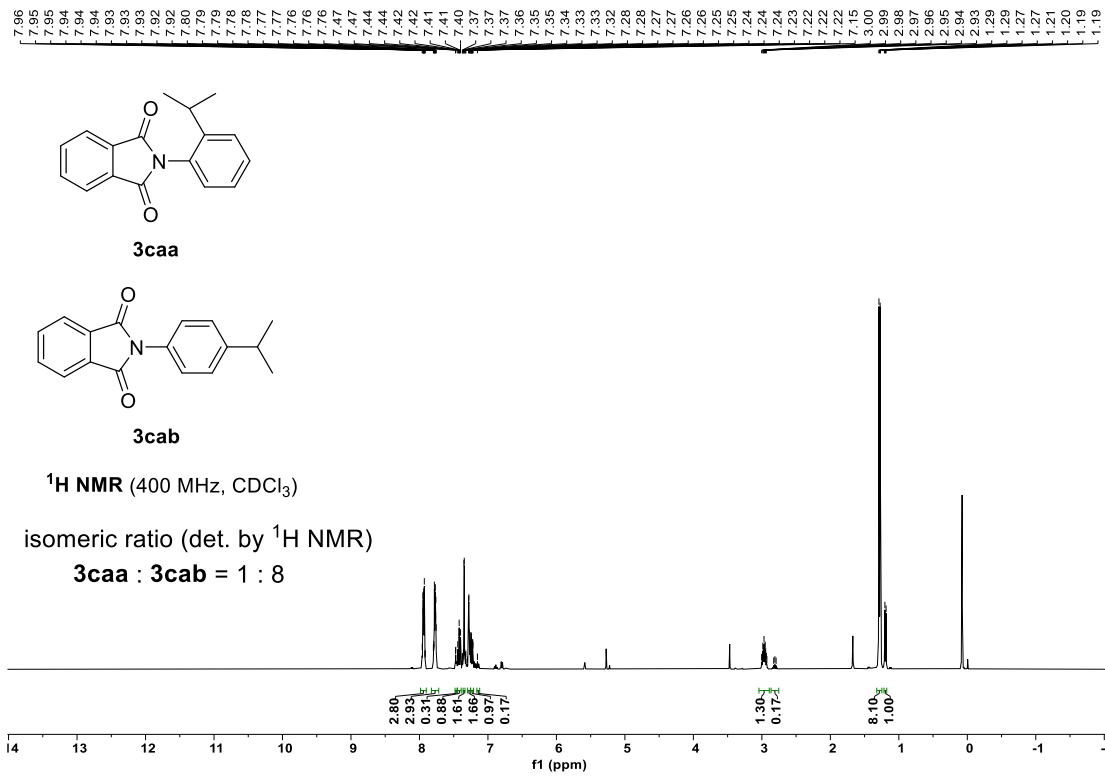
Phys., 1980, **72**, 650.

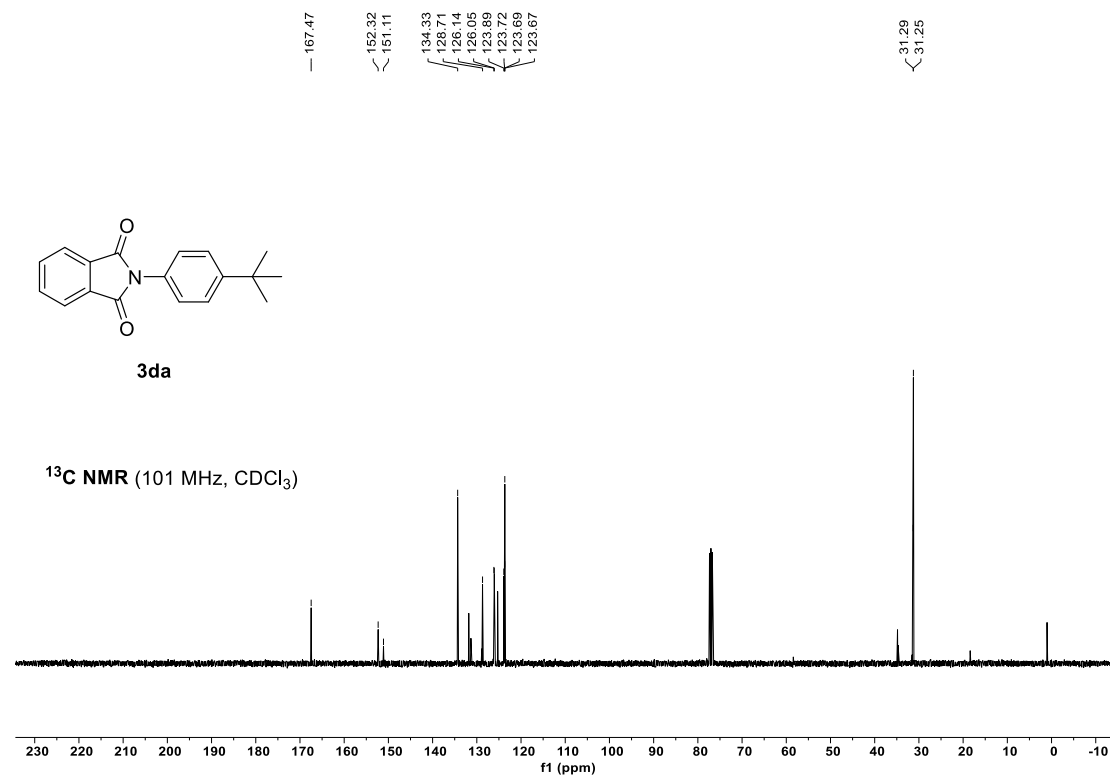
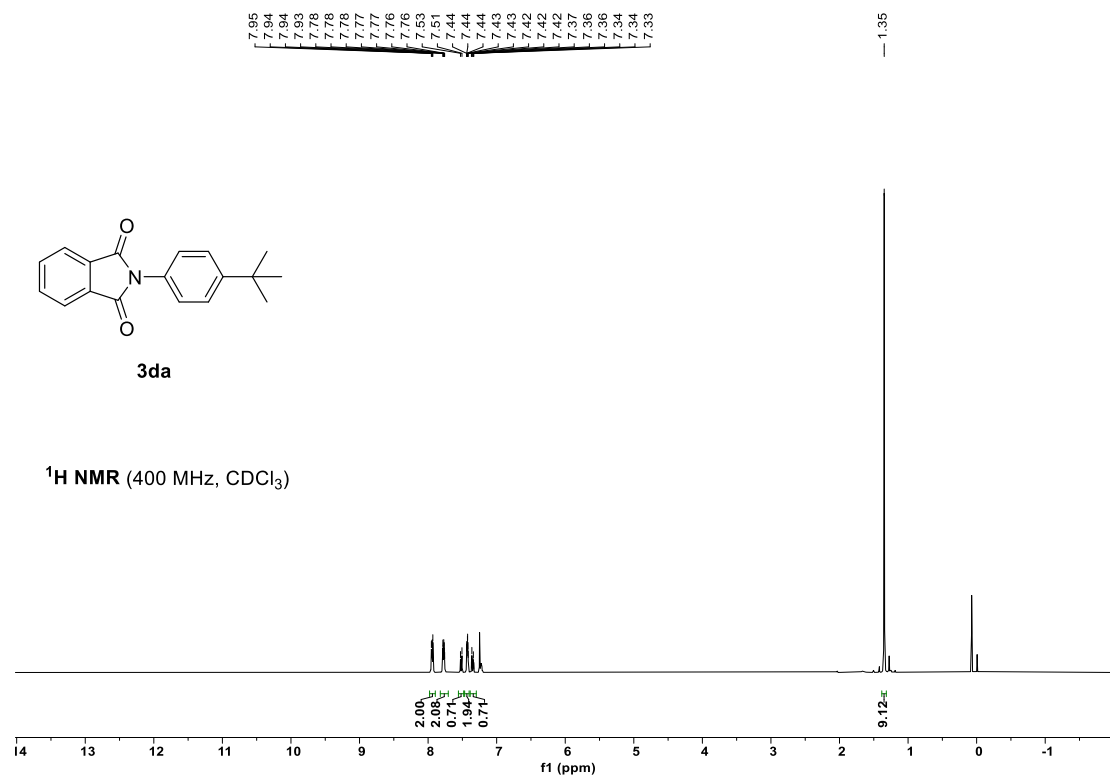
[16] A. V. Marenich, C. J. Cramer and D. G. Truhlar, *J. Phys. Chem. B.*, 2009, **113**, 6378.

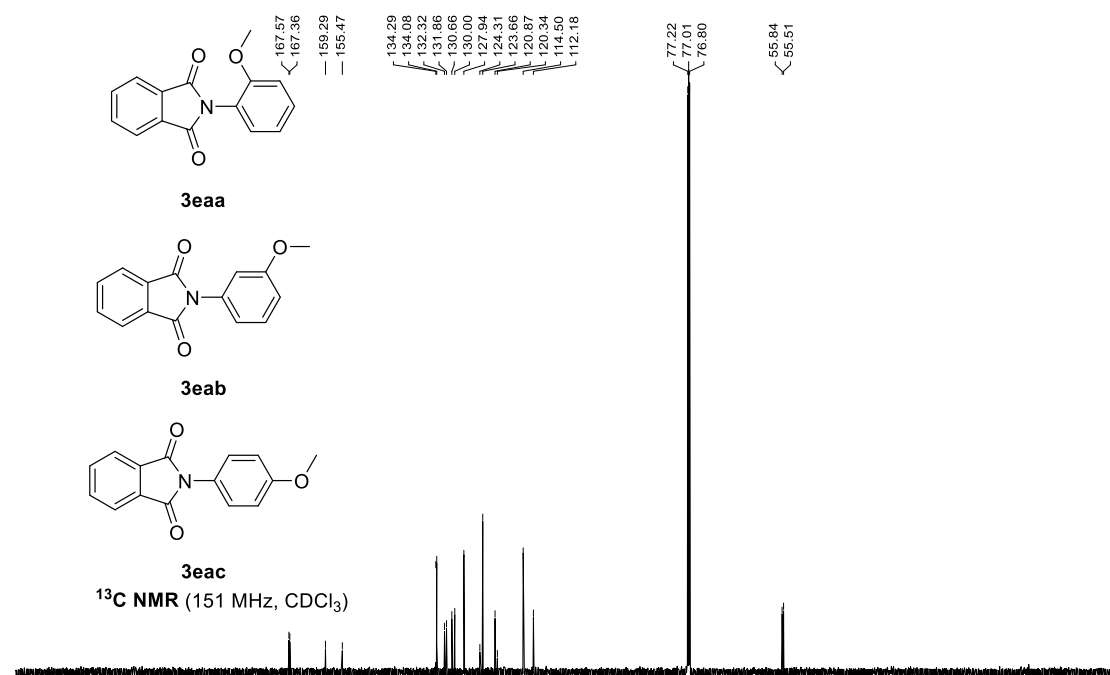
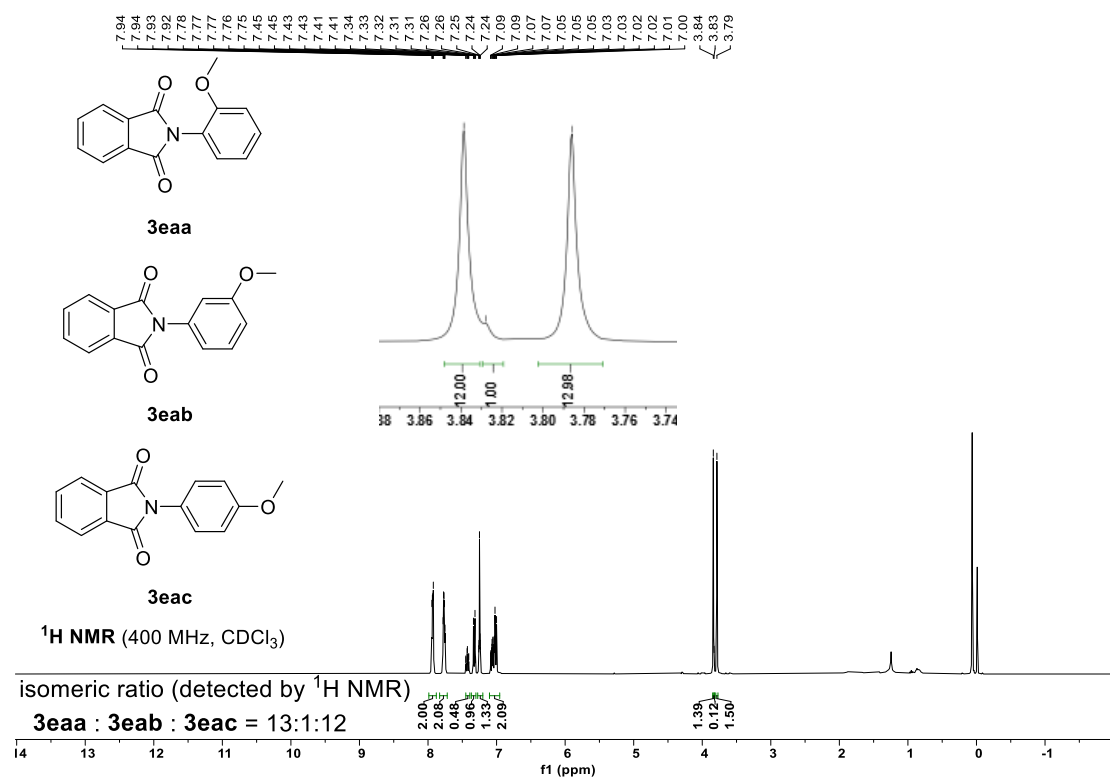
7. Copies of ^1H NMR, ^{13}C NMR and ^{19}F NMR Spectra.

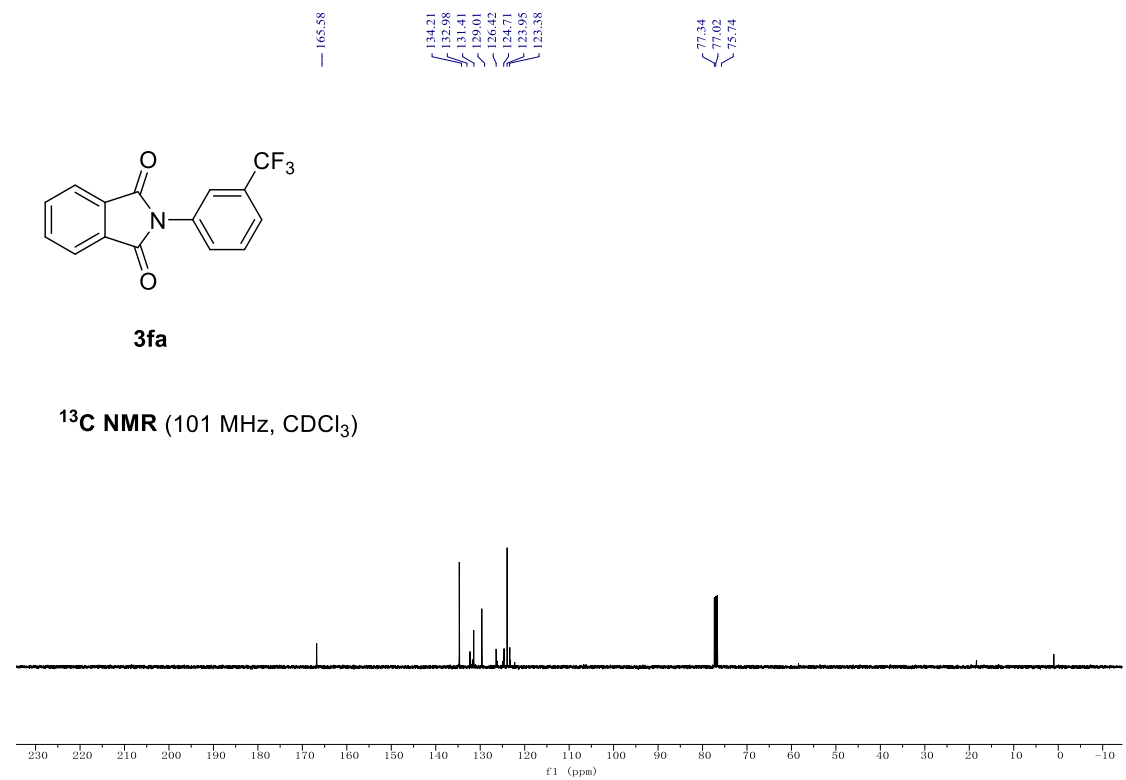
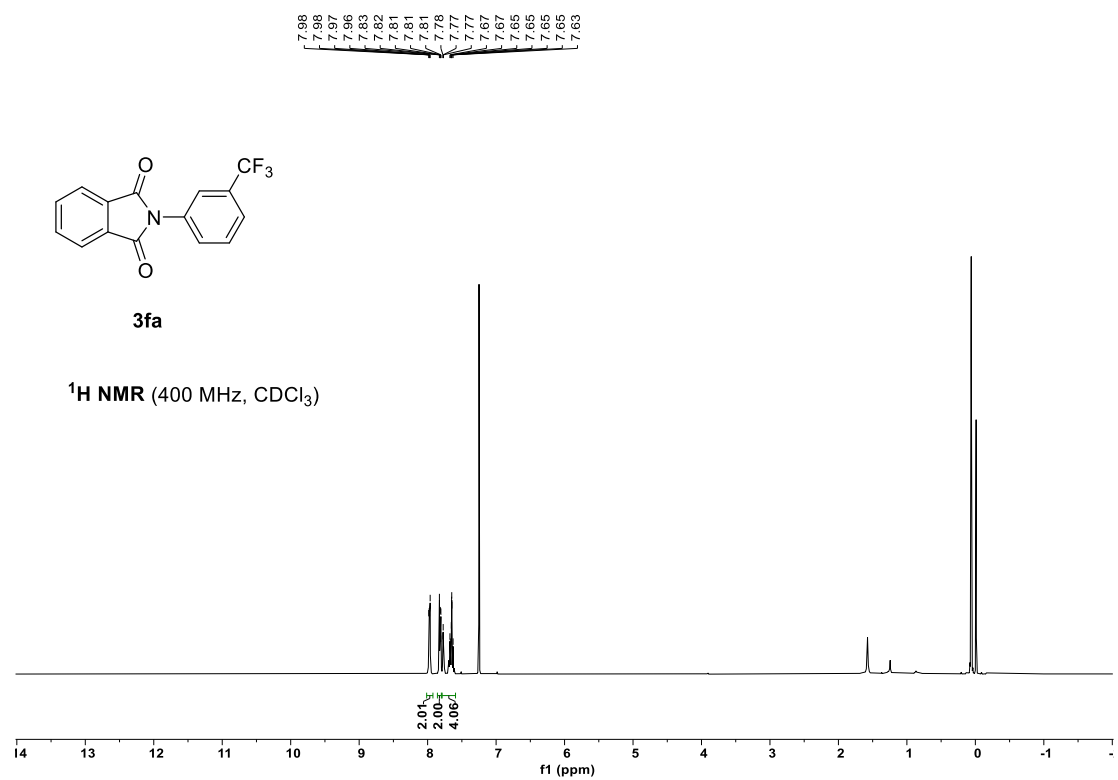


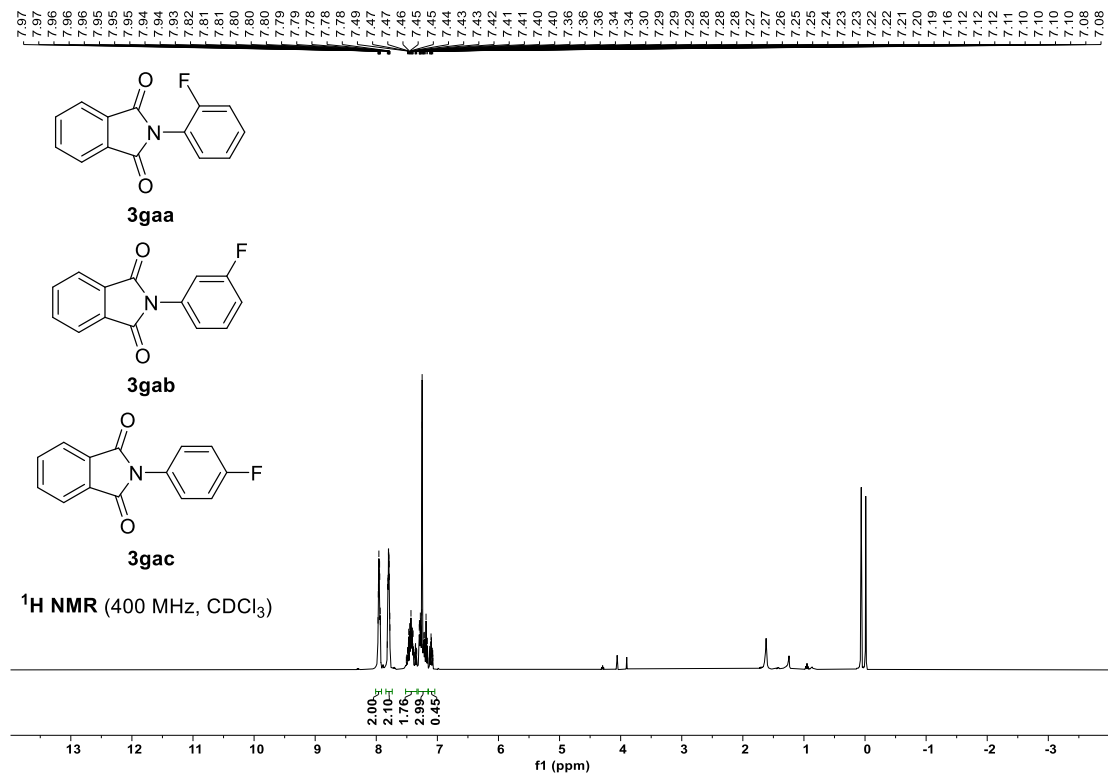
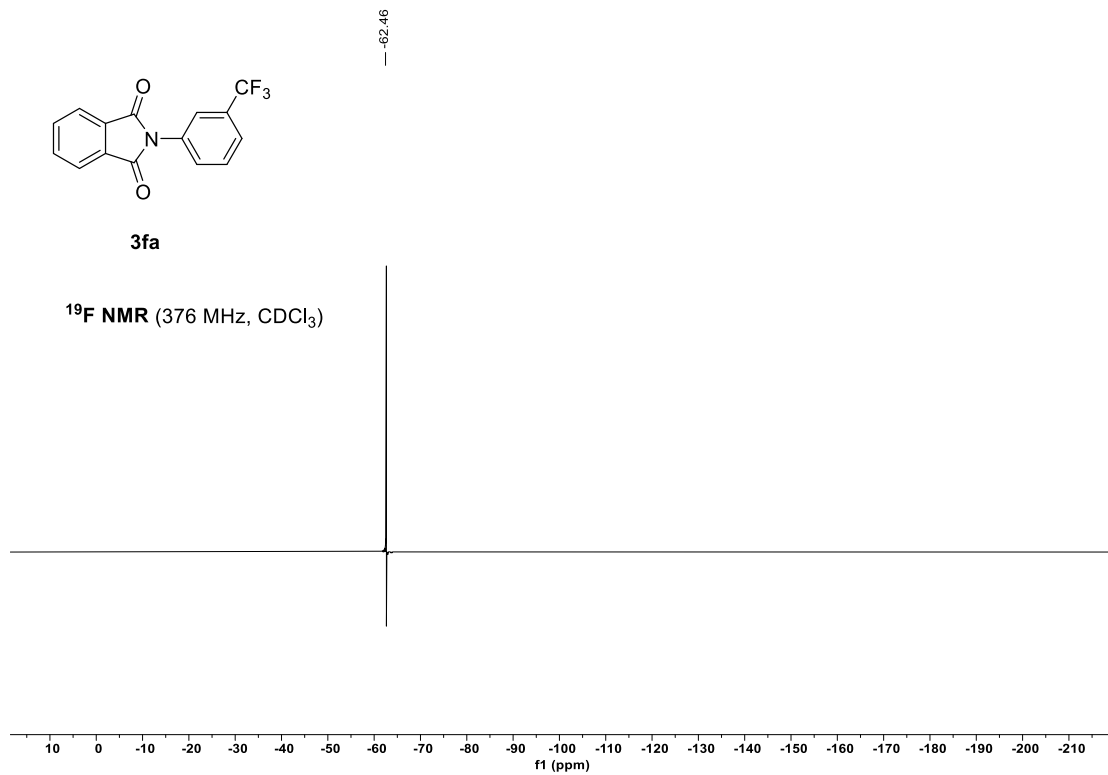


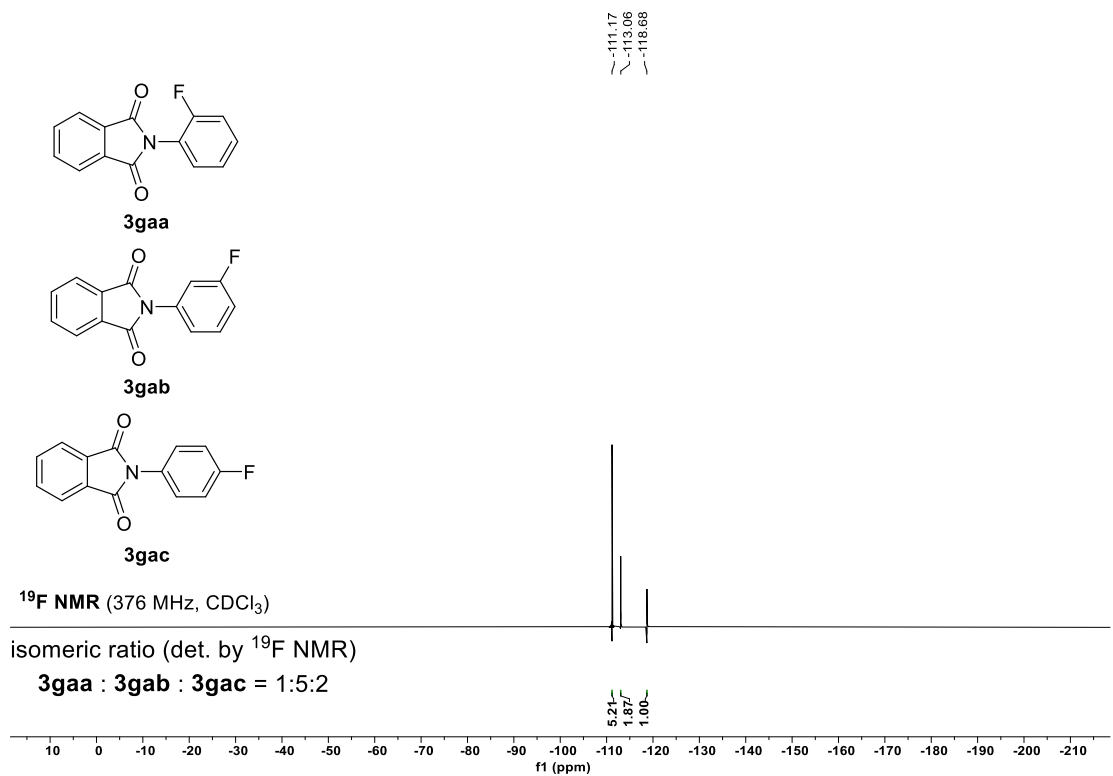
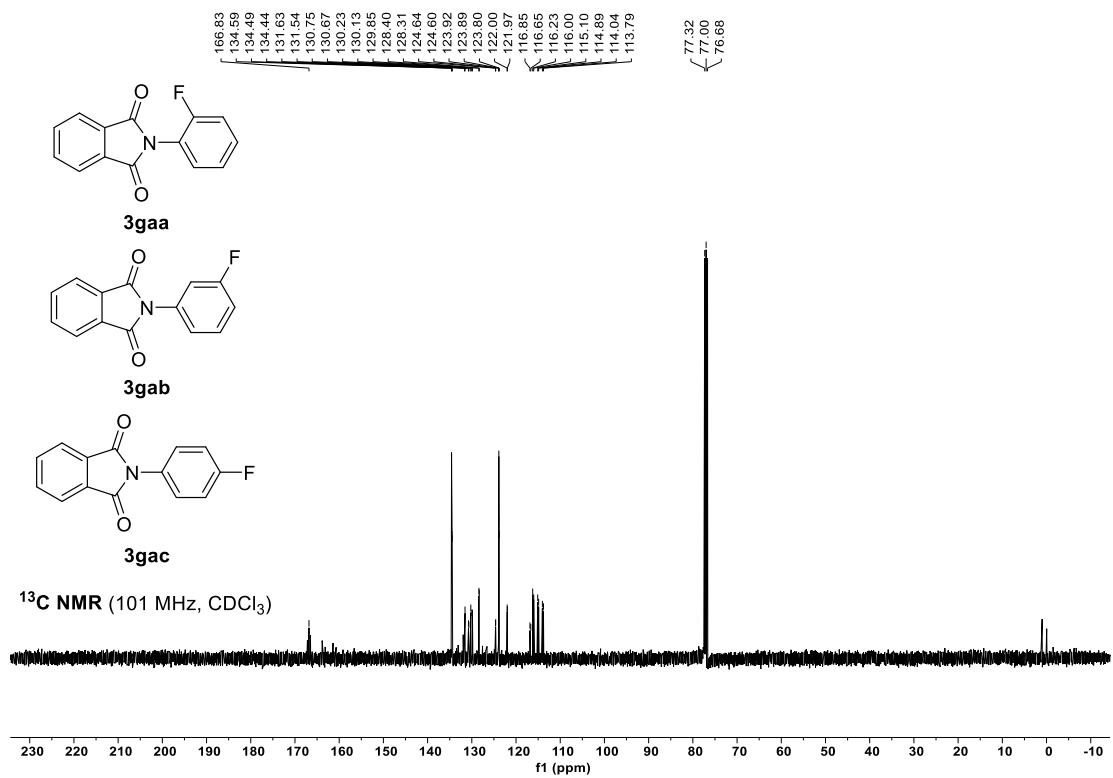


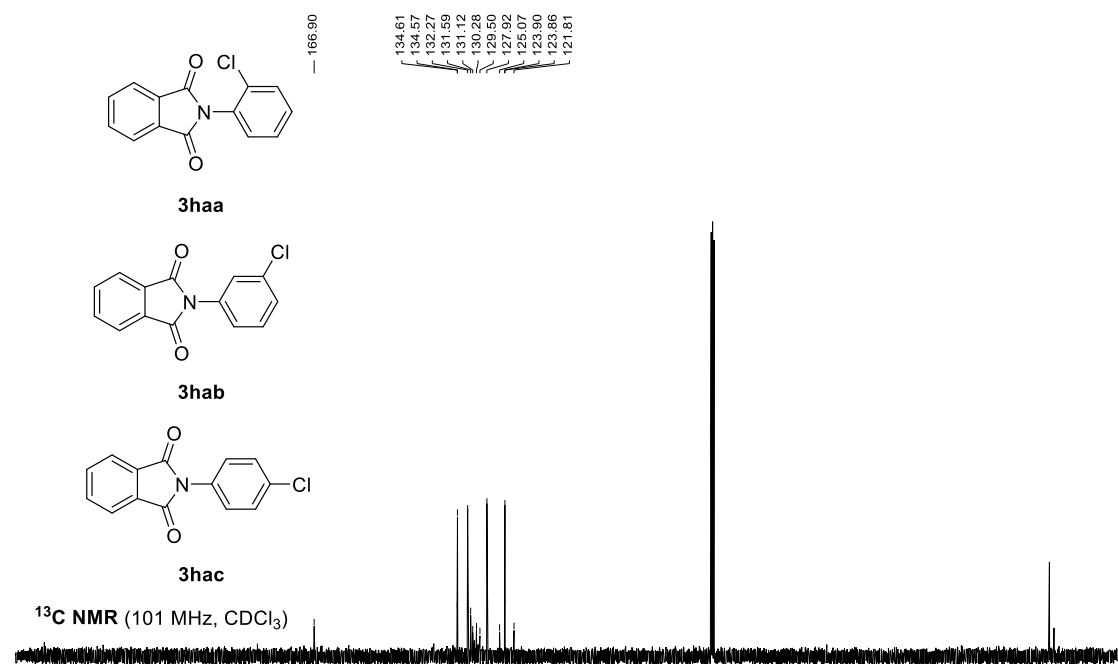
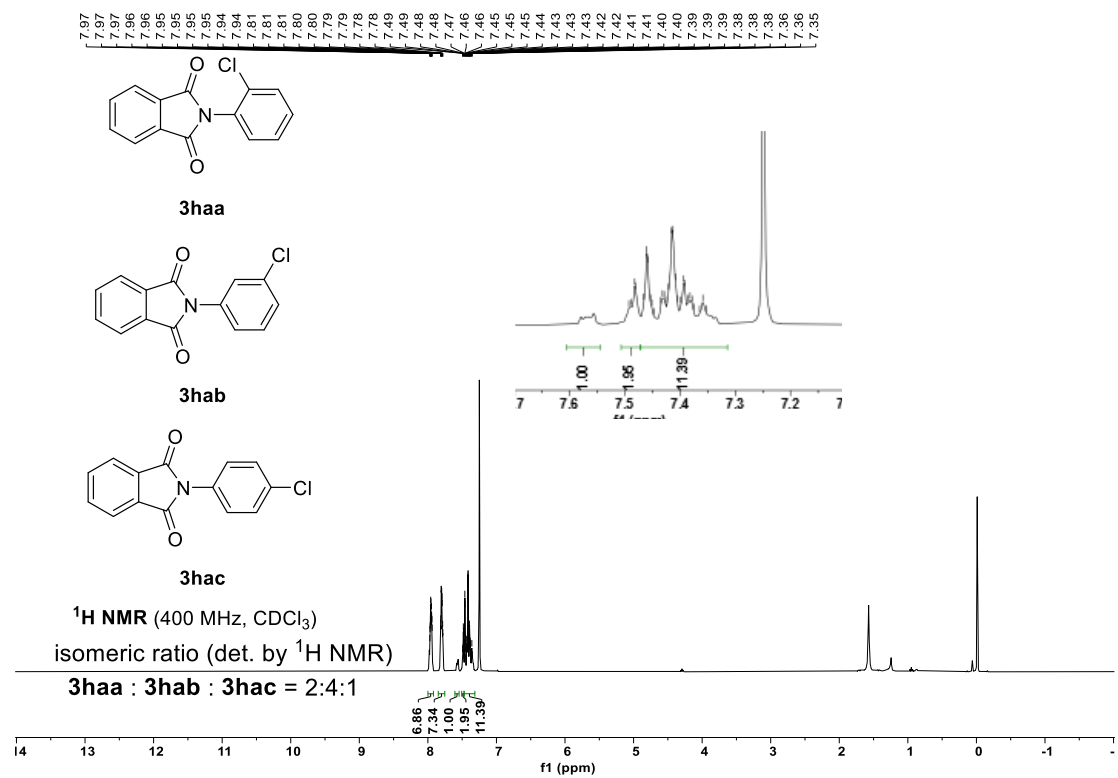


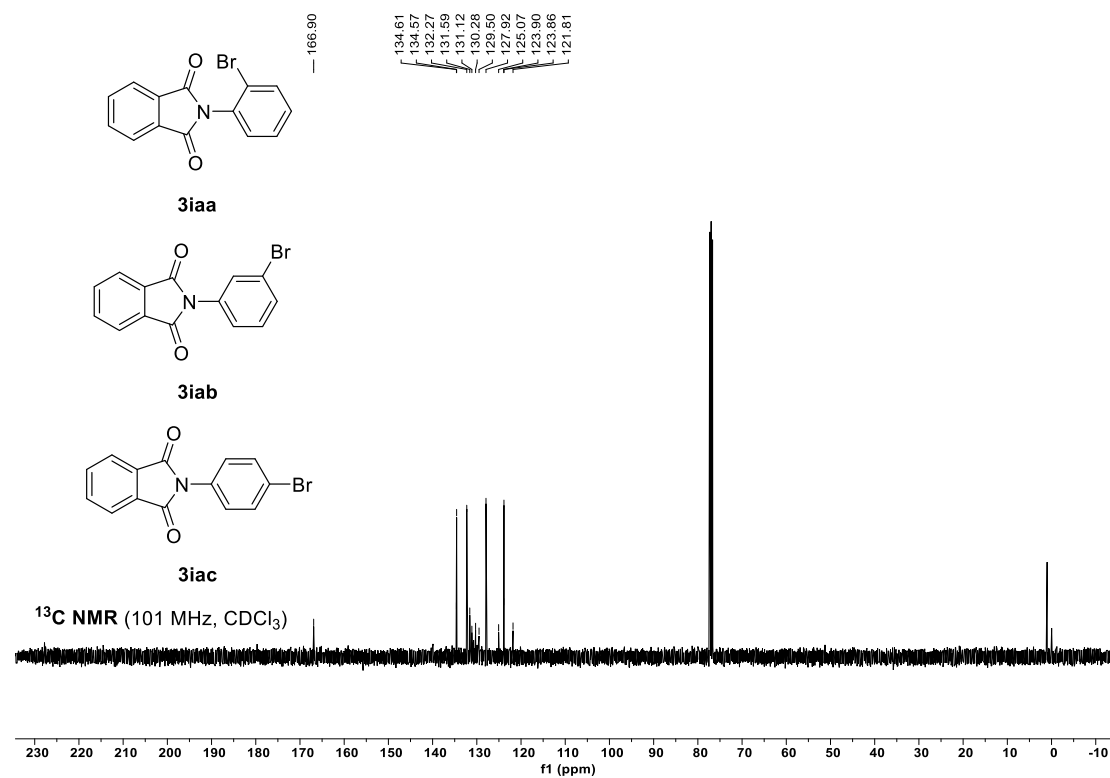
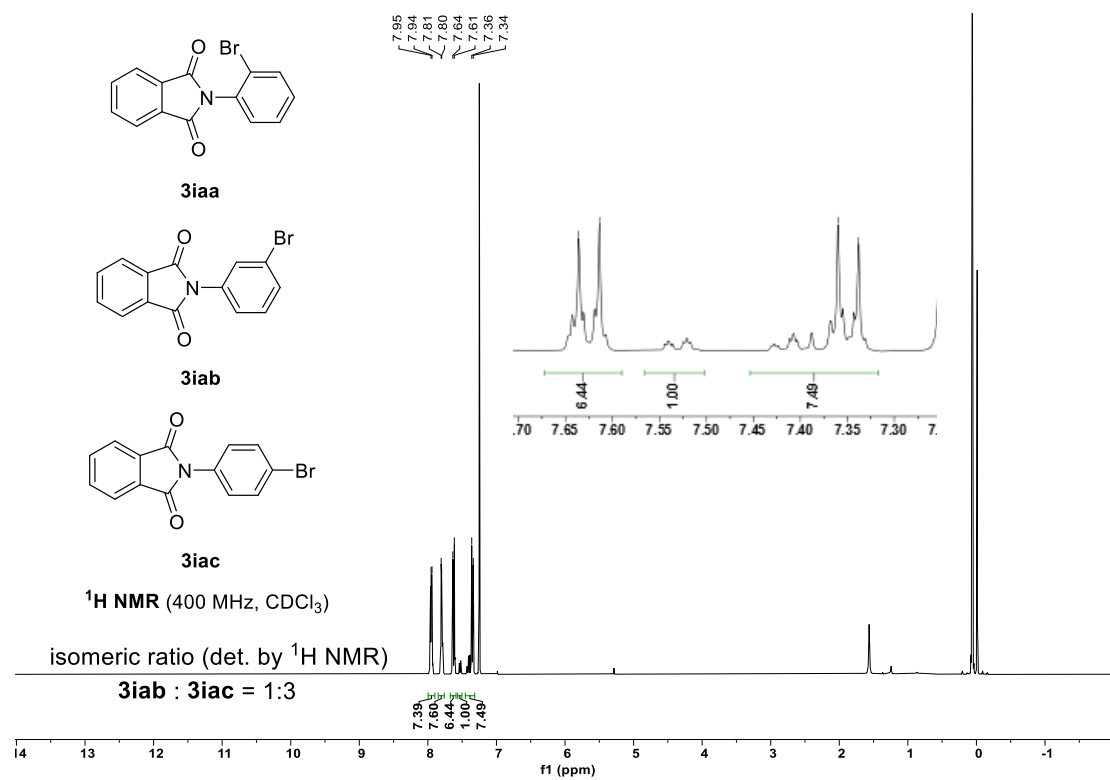


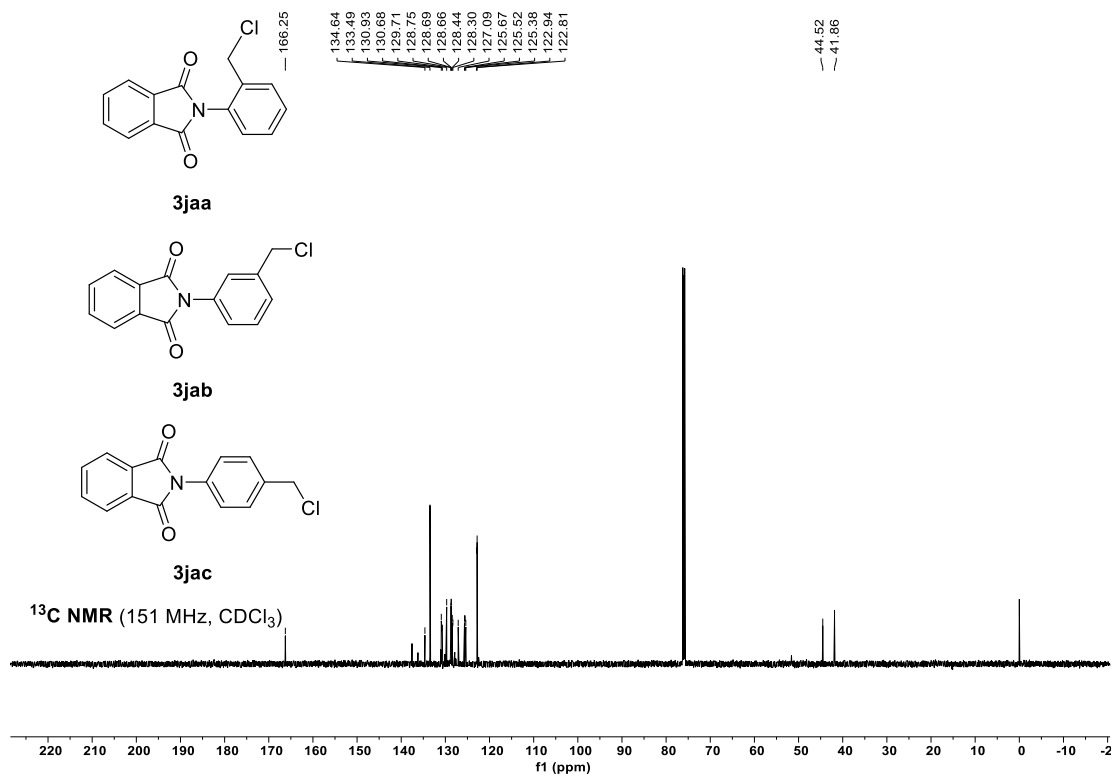
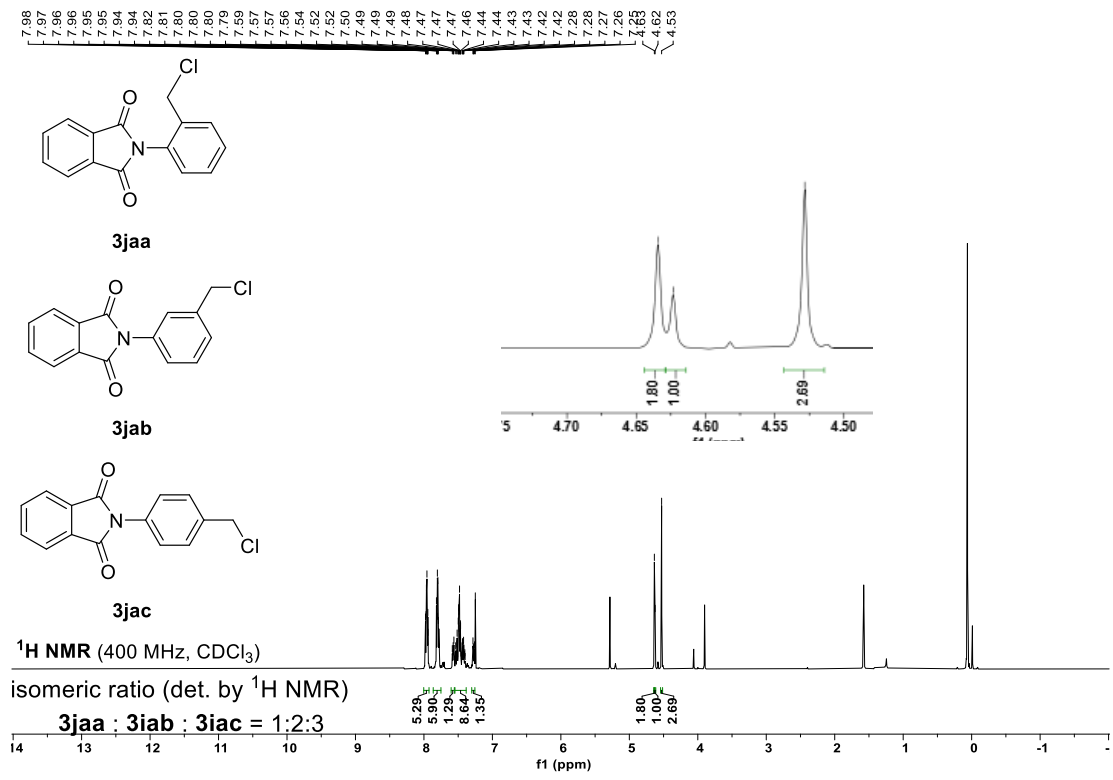


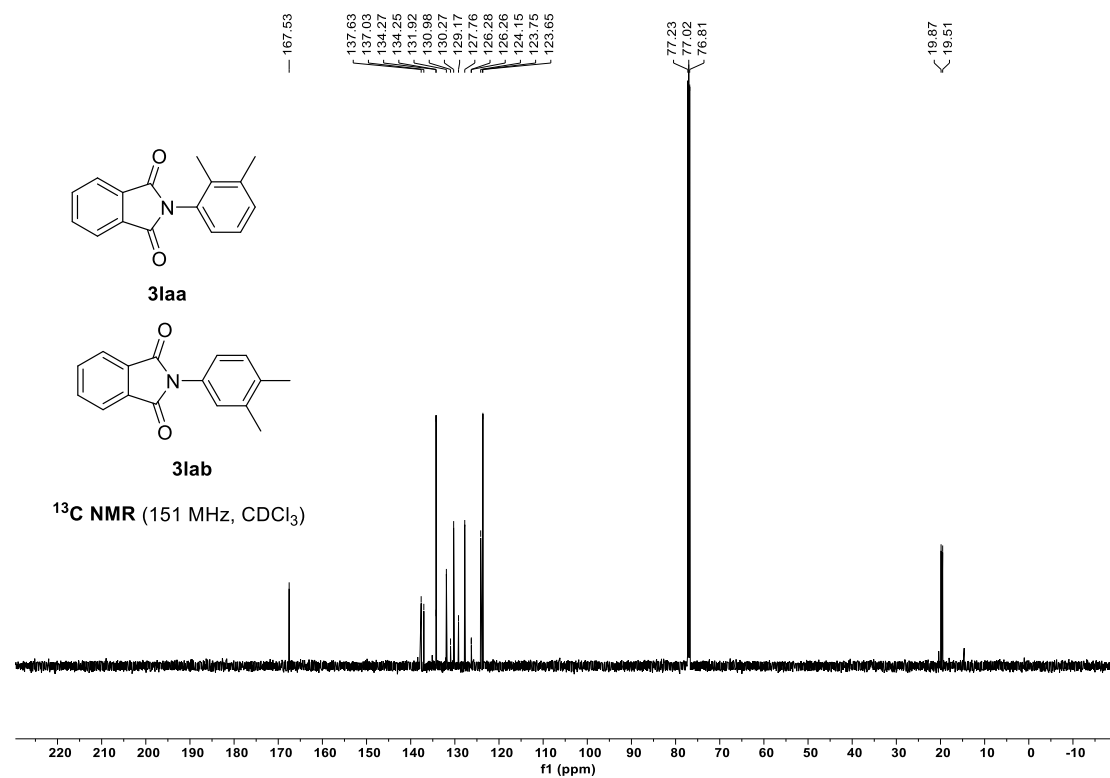
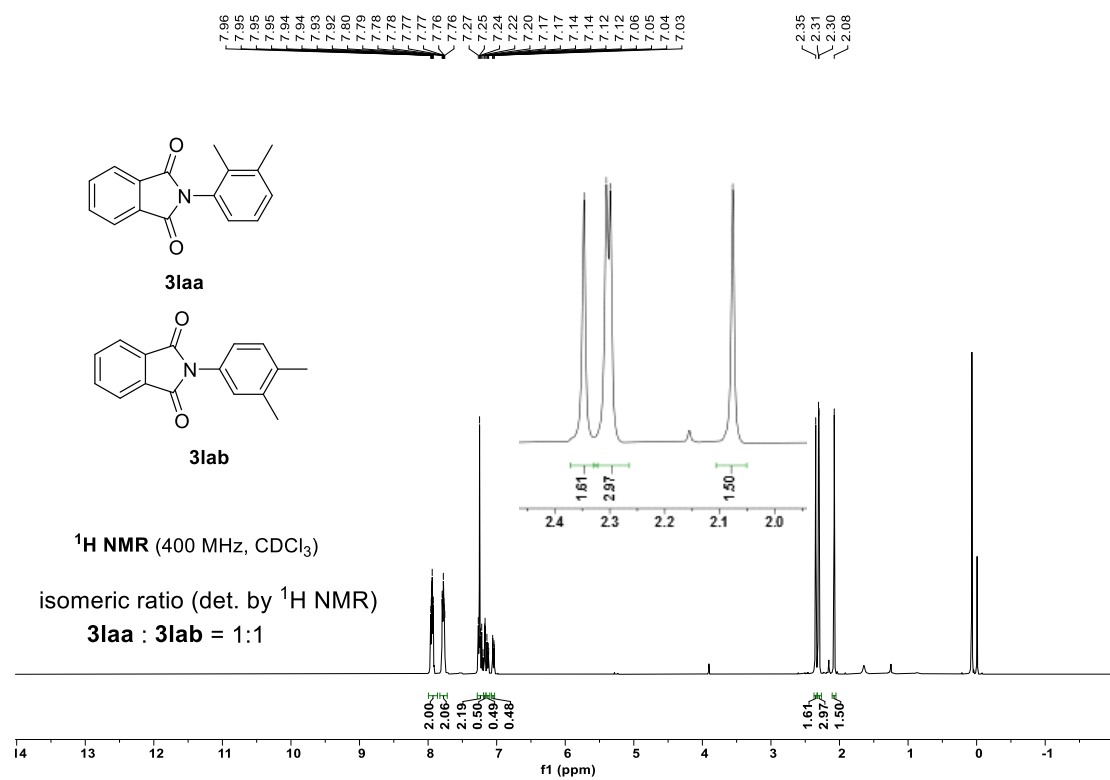


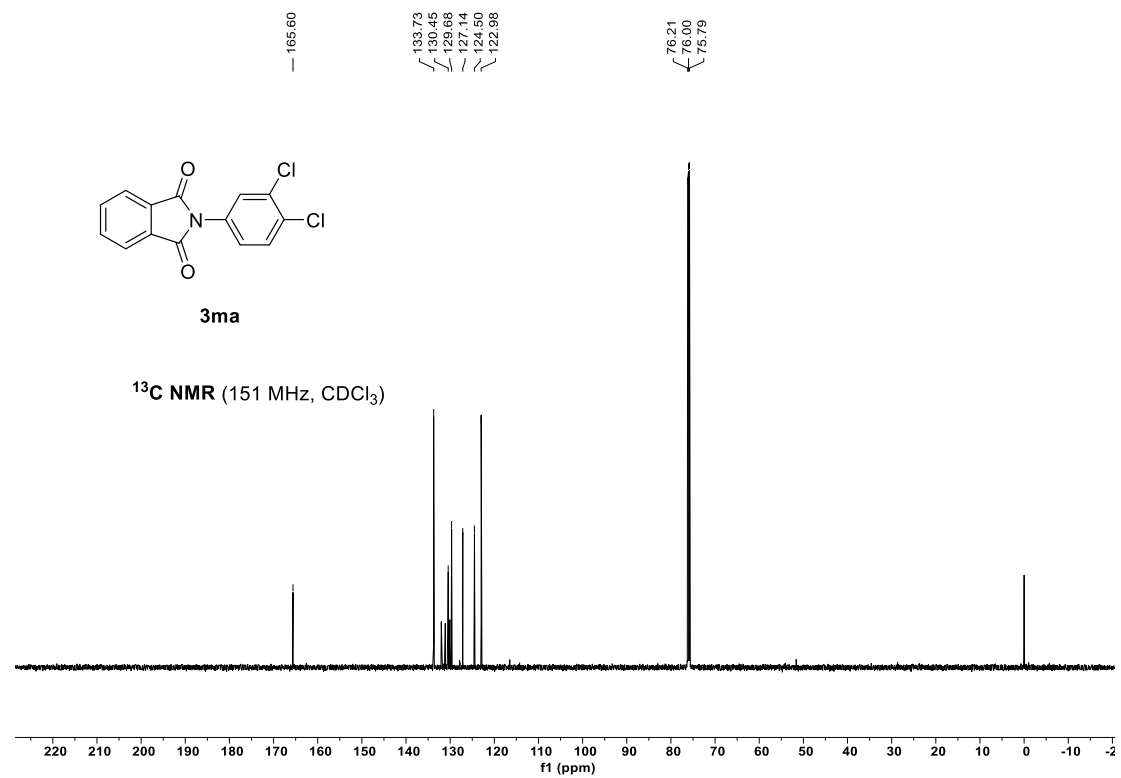
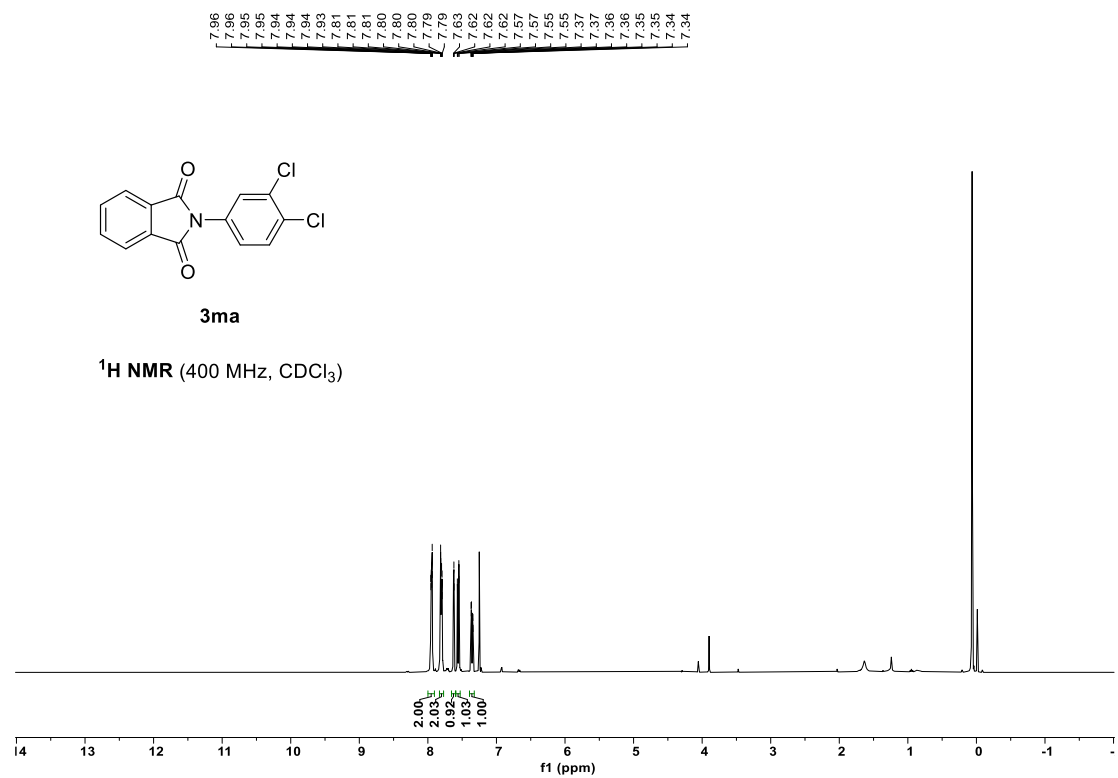


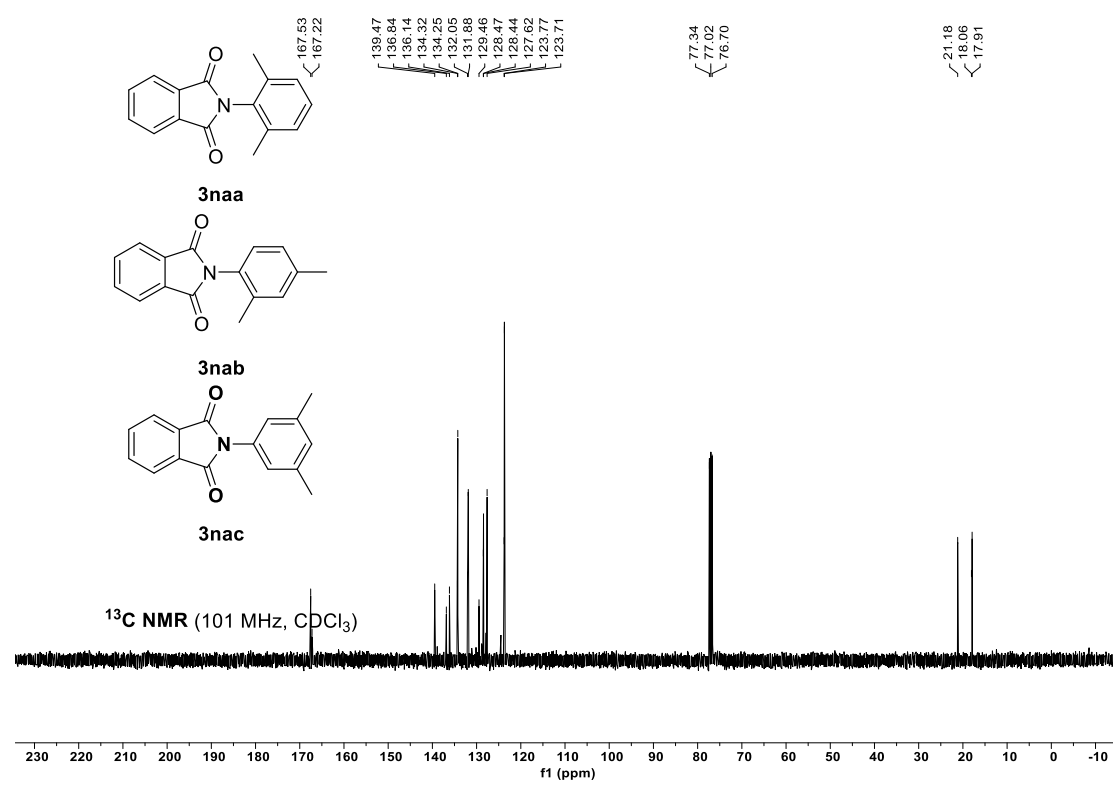
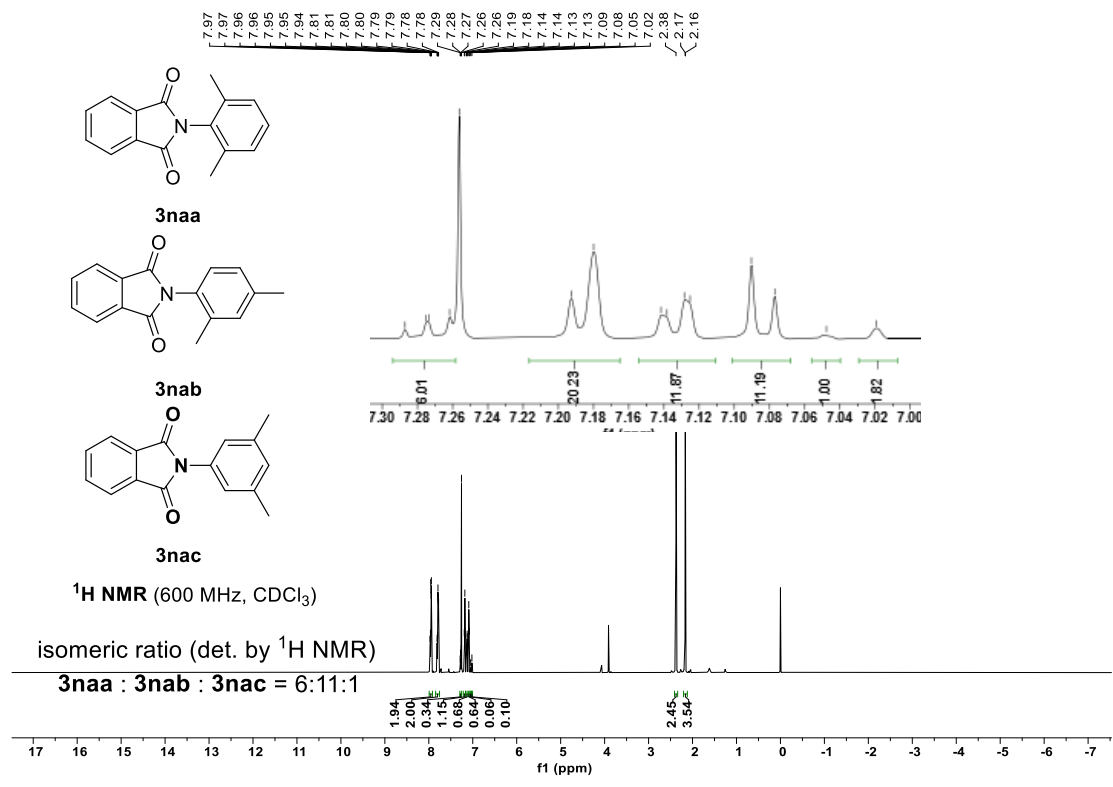


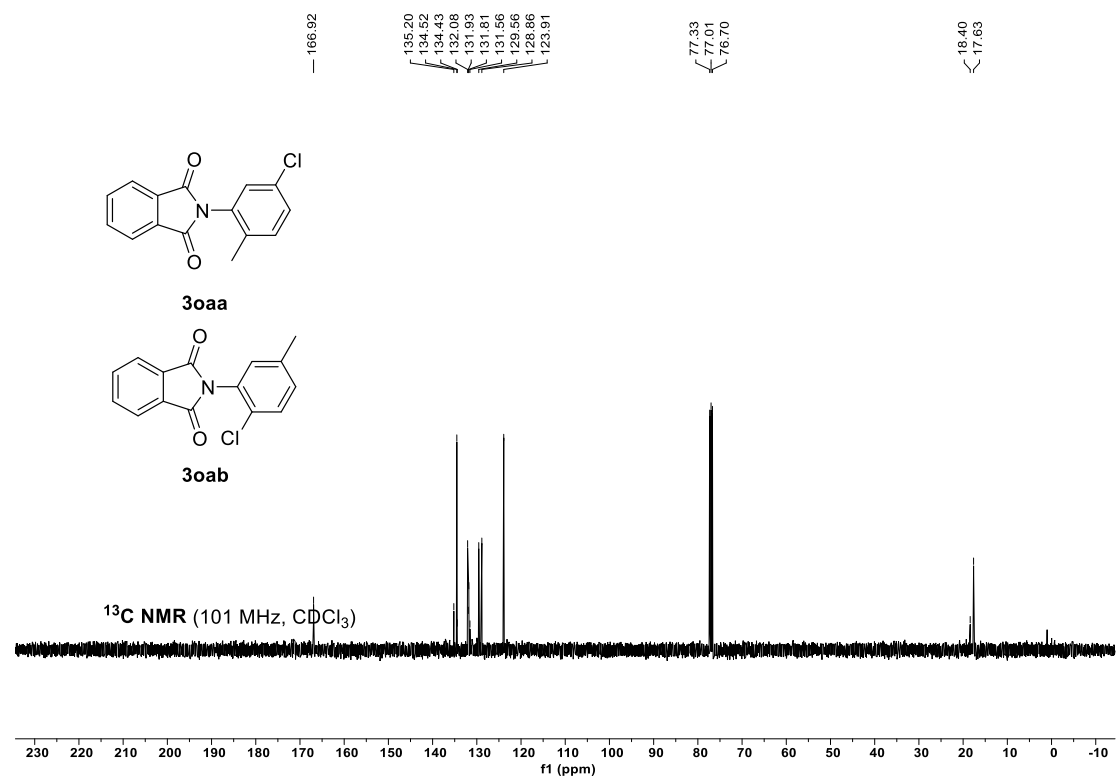
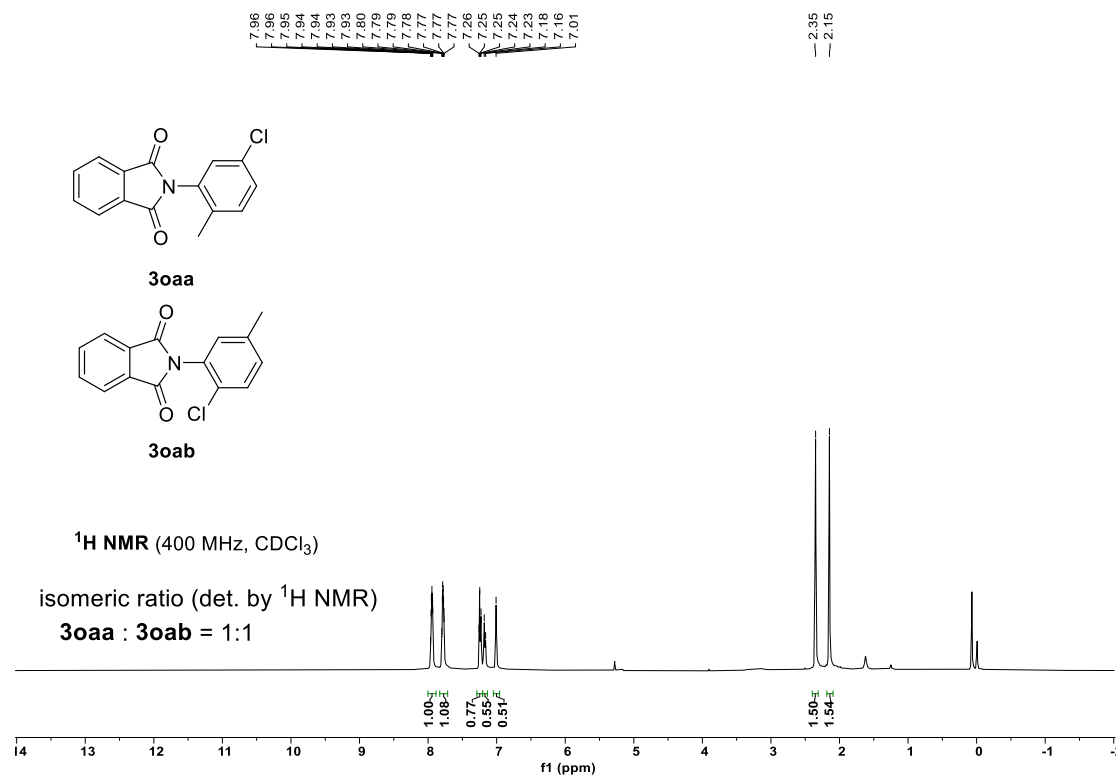


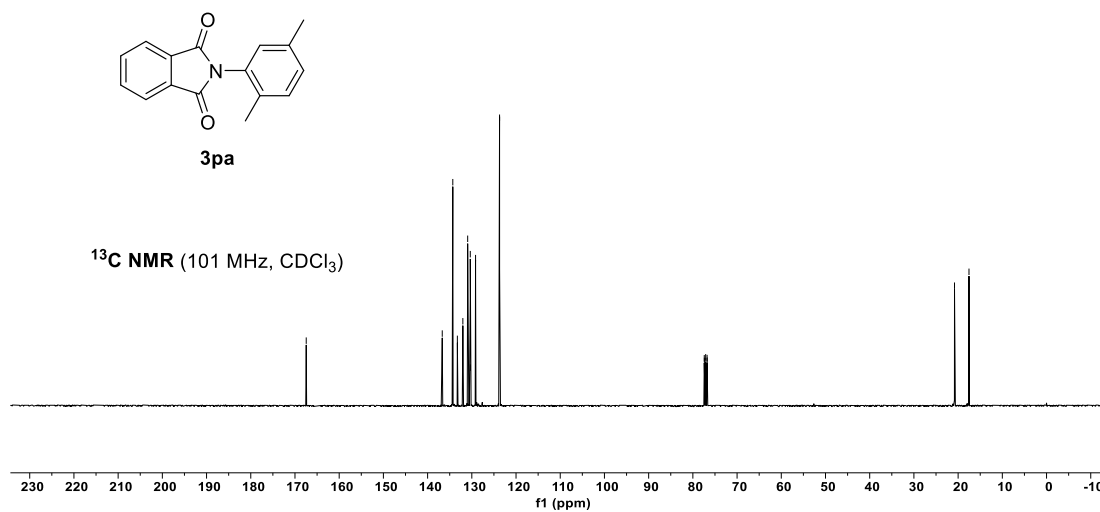
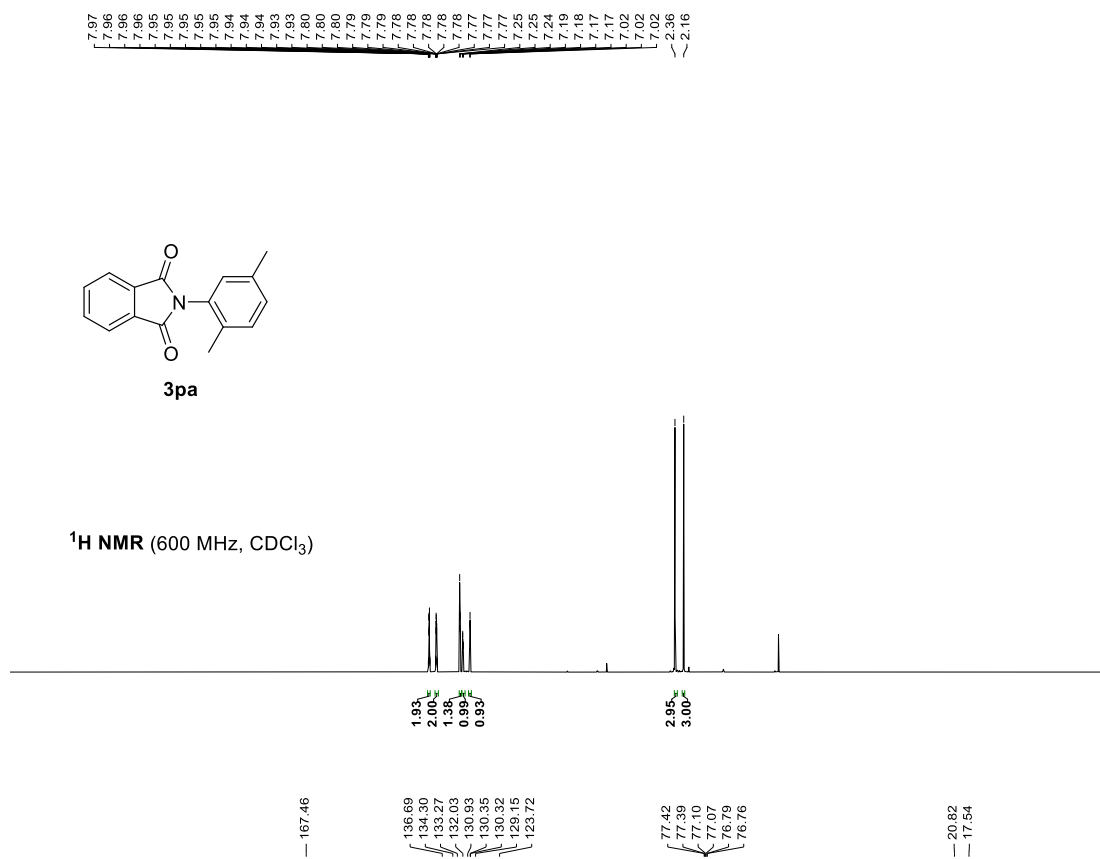


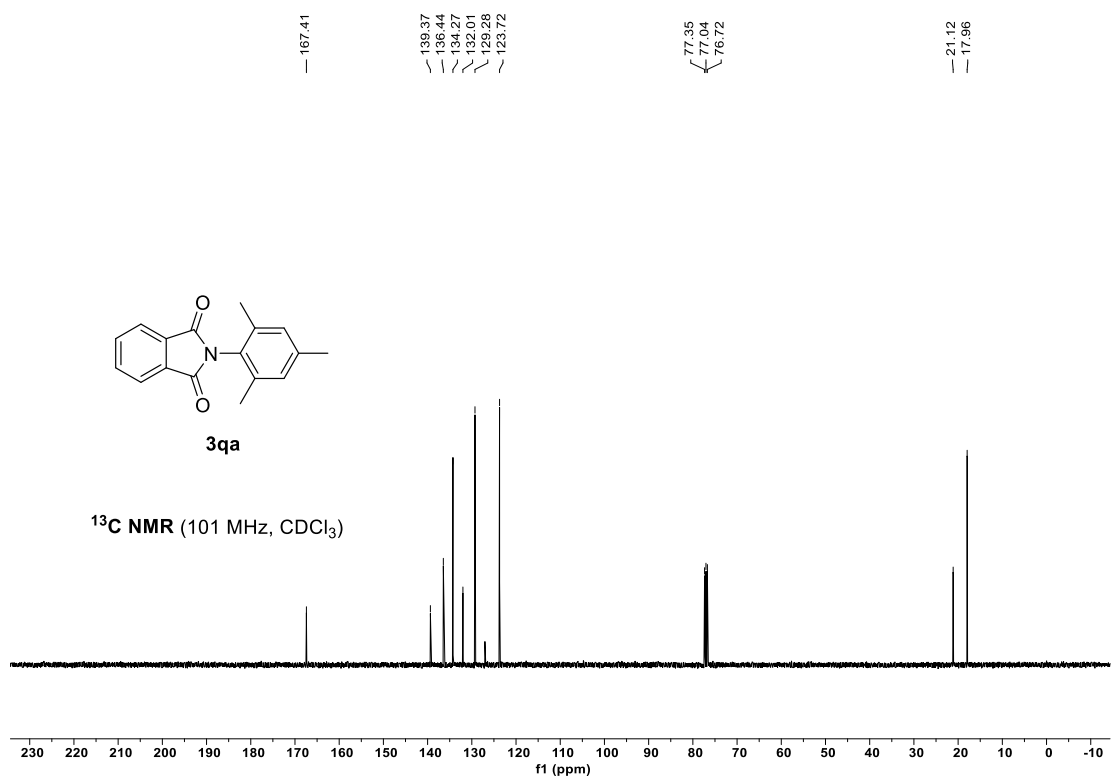
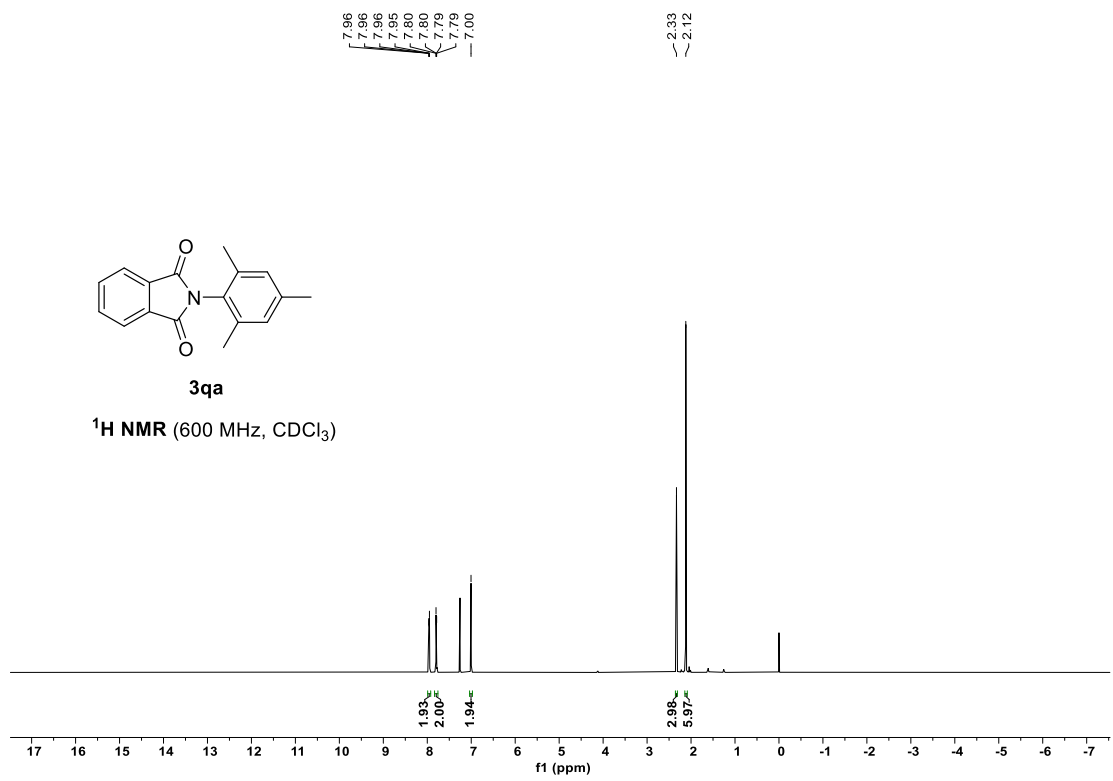


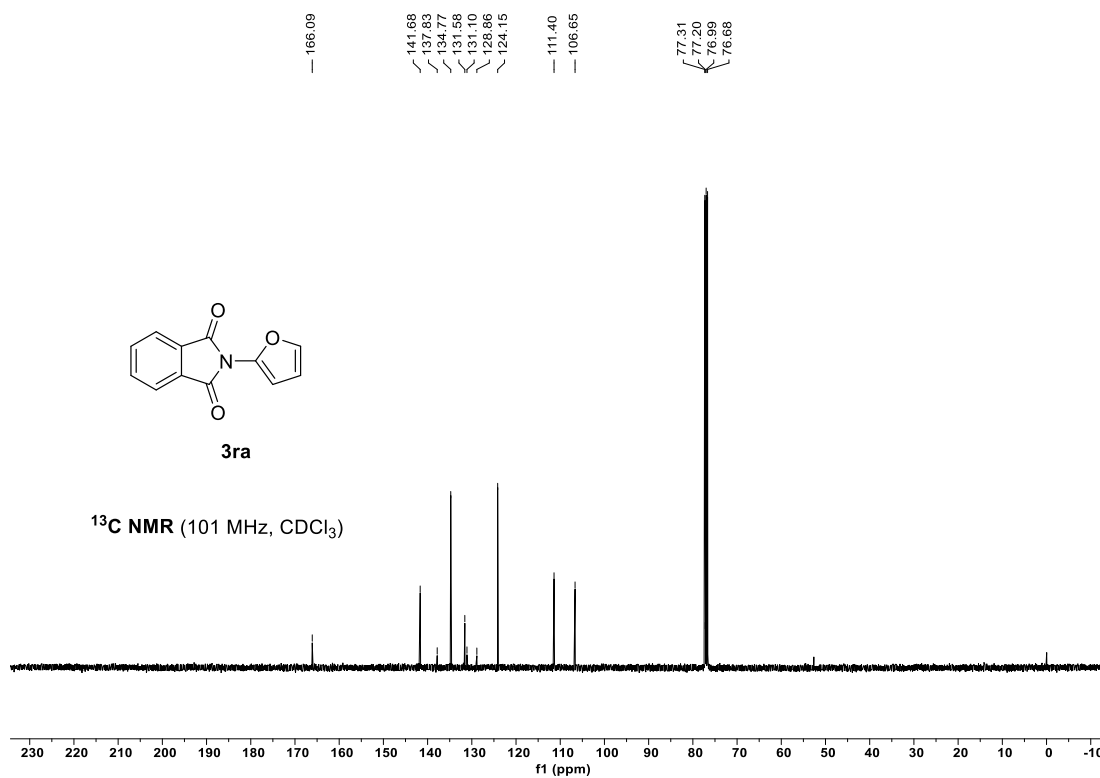
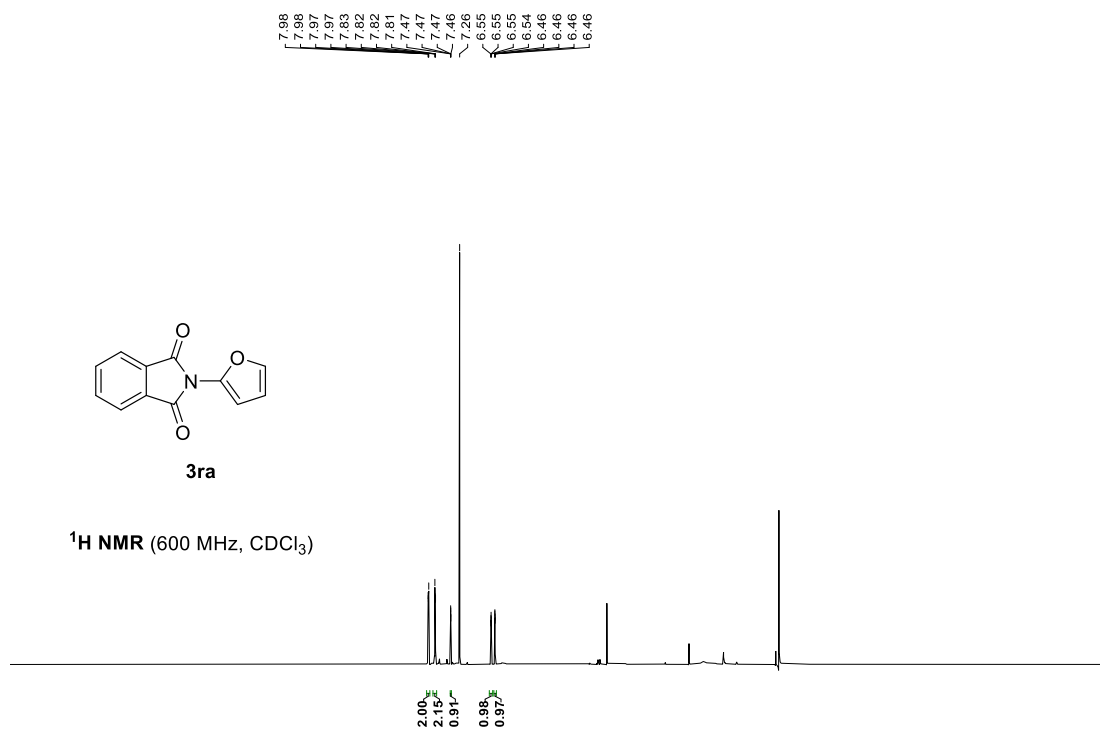




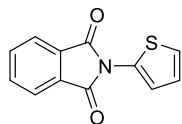






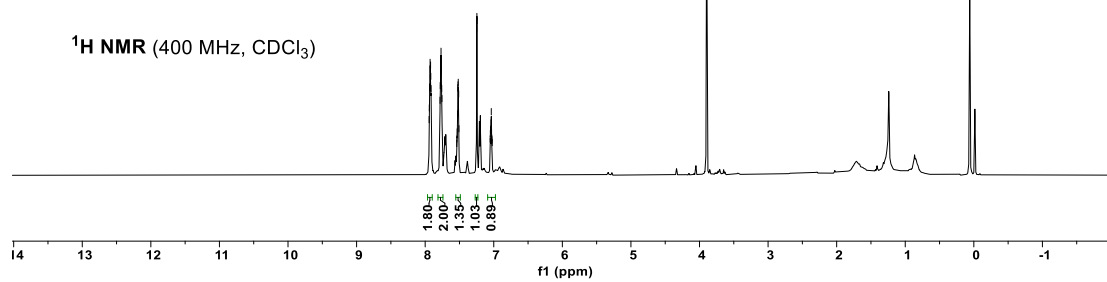


7.94
7.94
7.93
7.93
7.92
7.92
7.91
7.91
7.78
7.77
7.77
7.76
7.76
7.76
7.54
7.54
7.53
7.53
7.52
7.52
7.51
7.51
7.25
7.25
7.24
7.24
7.05
7.05
7.04
7.04
7.03
7.03
7.02



3sa

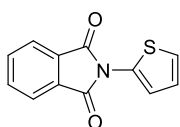
¹H NMR (400 MHz, CDCl₃)



165.96

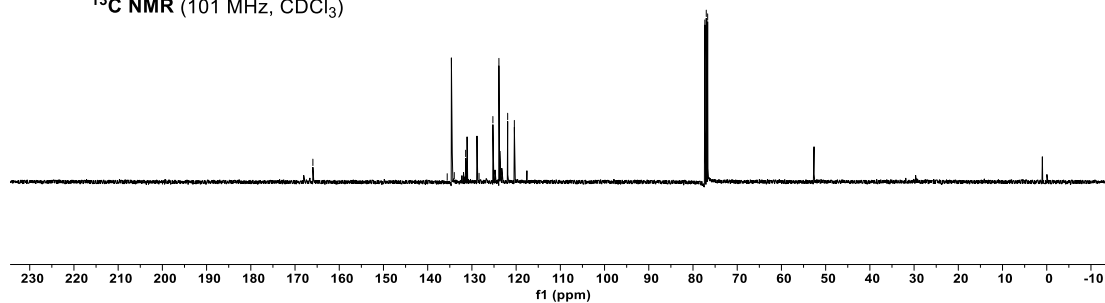
135.58
133.99
131.42
126.39
125.25
123.89
121.91
120.40

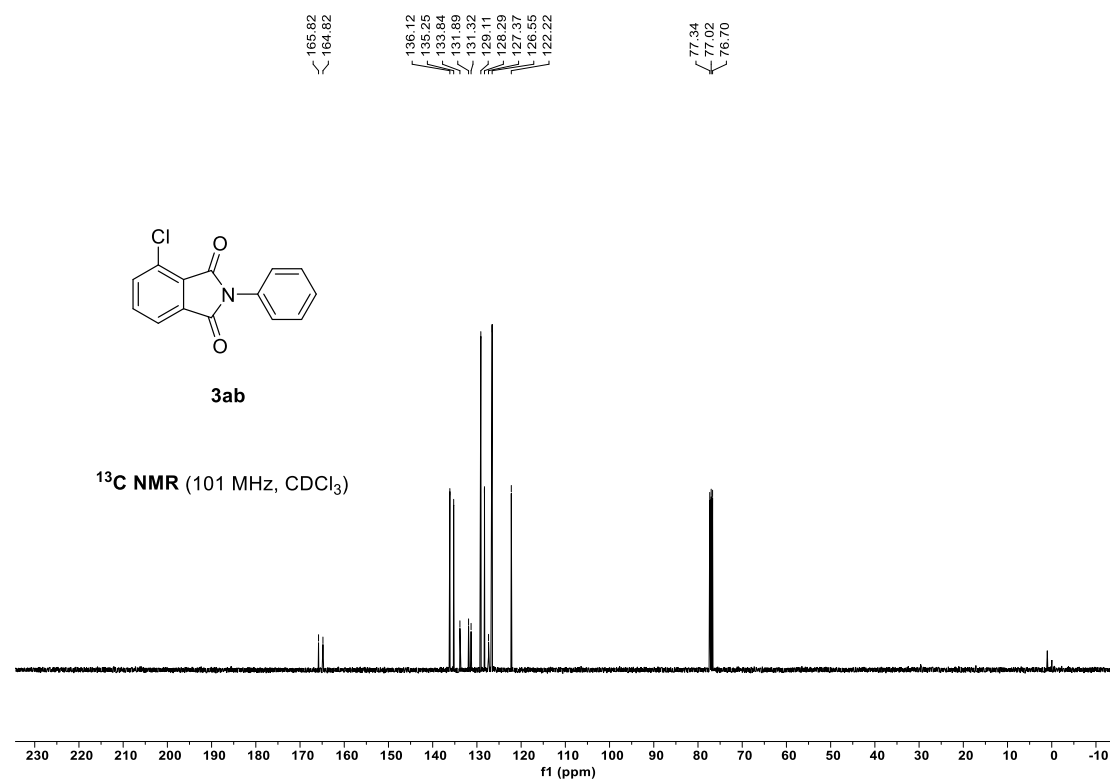
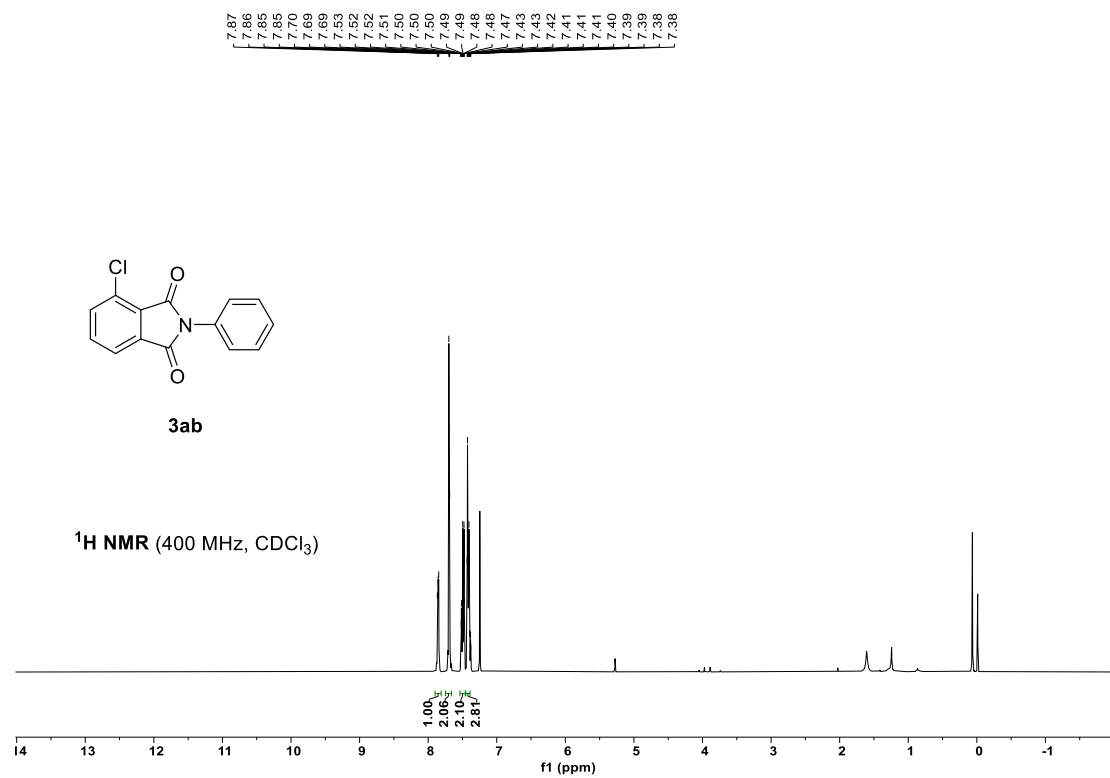
77.32
77.00
76.86

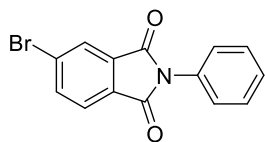


3sa

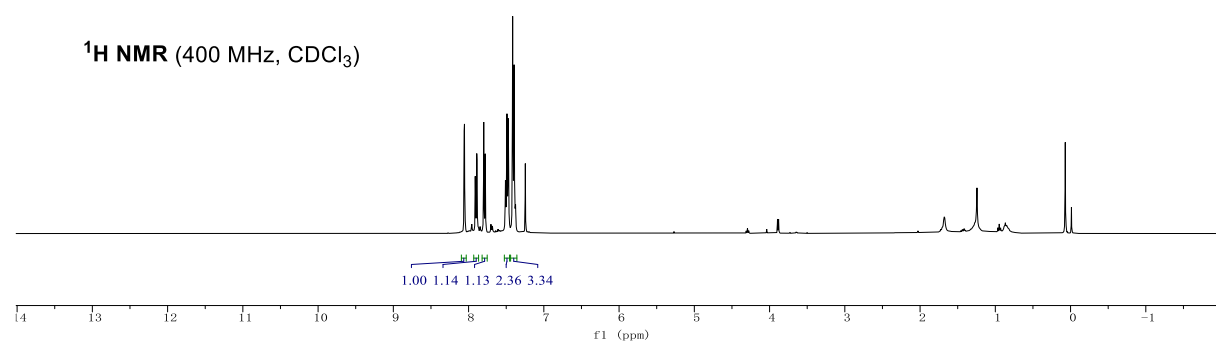
¹³C NMR (101 MHz, CDCl₃)







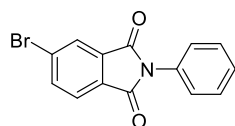
3ad



186.43
185.05

138.01
133.34
131.36
130.20
129.30
128.28
127.06
126.44
124.93

77.37
77.05
76.73



3ad

