

Supporting Information

Fluorescent PEI@Pd nanoclusters: facile synthesis and application

Wen Wen ^a, Zhongping Li ^{a*}, Xu Wang ^b, Xiaoyan Du ^a, Guangming Wen ^{a,c*}, Li Li ^{d*}

^a *Institute of Environmental Science, School of Chemistry and Chemical Engineering, Shanxi University, Taiyuan 030006, China. E-mail: z1104@sxu.edu.cn*

^b *Shanxi Research Center for Information and Strategy of Science and Technology, Taiyuan 030024 China.*

^c *School of Chemistry and Chemical Engineering, Jinzhong University, Jinzhong, 030619, China*

^d *First Hospital of Shanxi Medical University, Taiyuan 030001, China*

Corresponding Author: z1104@sxu.edu.cn (Zhongping Li)
gmw@sxu.edu.cn (Guangming Wen)
lili673213@163.com (Li Li)

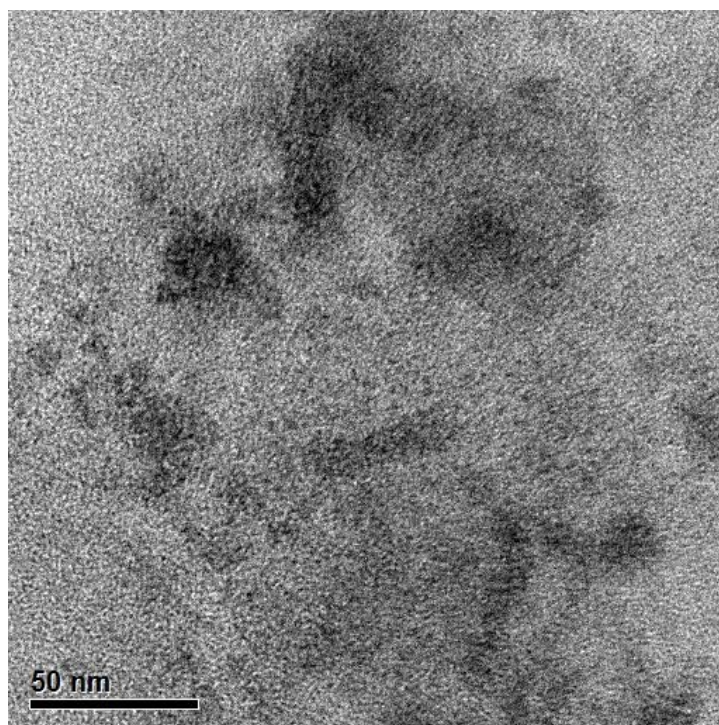


Fig. S1 The TEM image of Pd nanoclusters after reaction

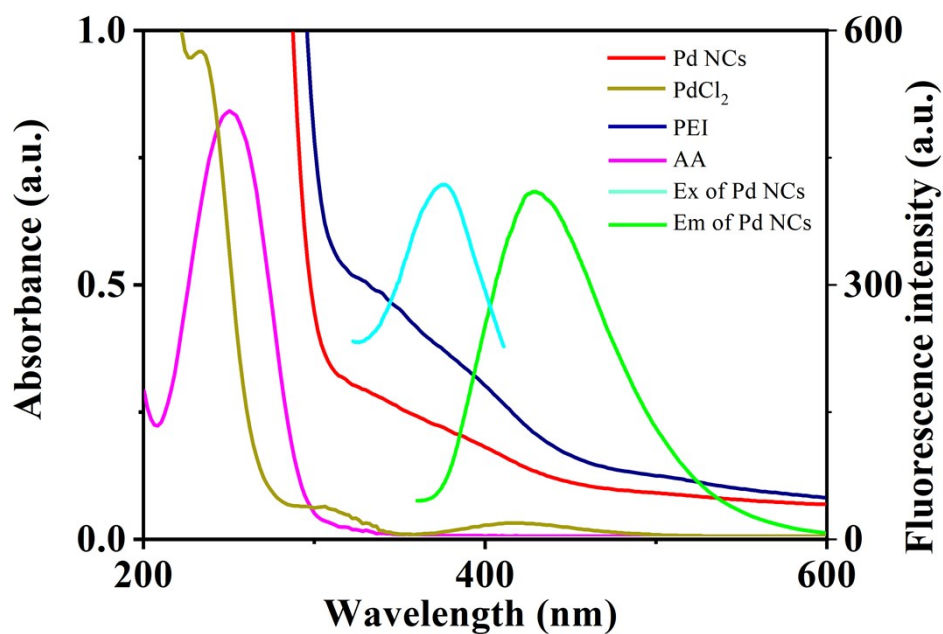


Fig. S2 The UV-Vis spectrum of ascorbic acid (AA), PEI, Pd nanoclusters and the fluorescence excitation (EX) and emission (EM) spectrum of Pd nanoclusters

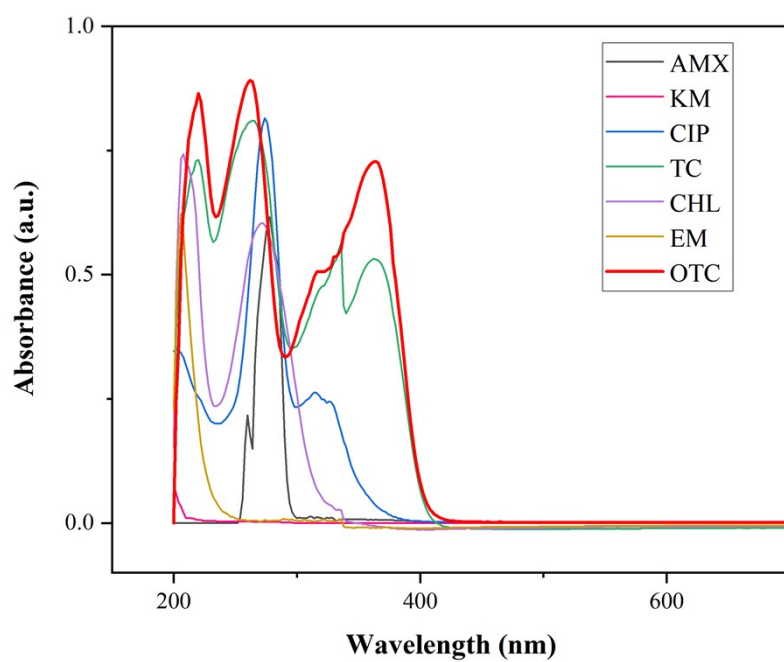


Fig. S3 the UV-Vis spectra of OTC and potential interferents