

Steady/Transient State Spectra Researches on Solvent-Triggered and Photo-Induced Novel Properties of Metal-Coordinated Phthalocyanines

Hongyu Cao,^{a,c} Meina Gong,^a Mengyan Wang,^b Qian Tang,^{a,c} Lihao Wang^b and Xuefang Zheng^{*b,c}

Table S1 Absorption spectroscopic data of different metal phthalocyanine compounds in DMSO

MPc	B-band λ_{\max} (nm)	Q-band λ_{\max} (nm)
FePc	328	591/653
CoPc	326	595/656
ZnPc	344	607/672
AlClPc	350	607/675

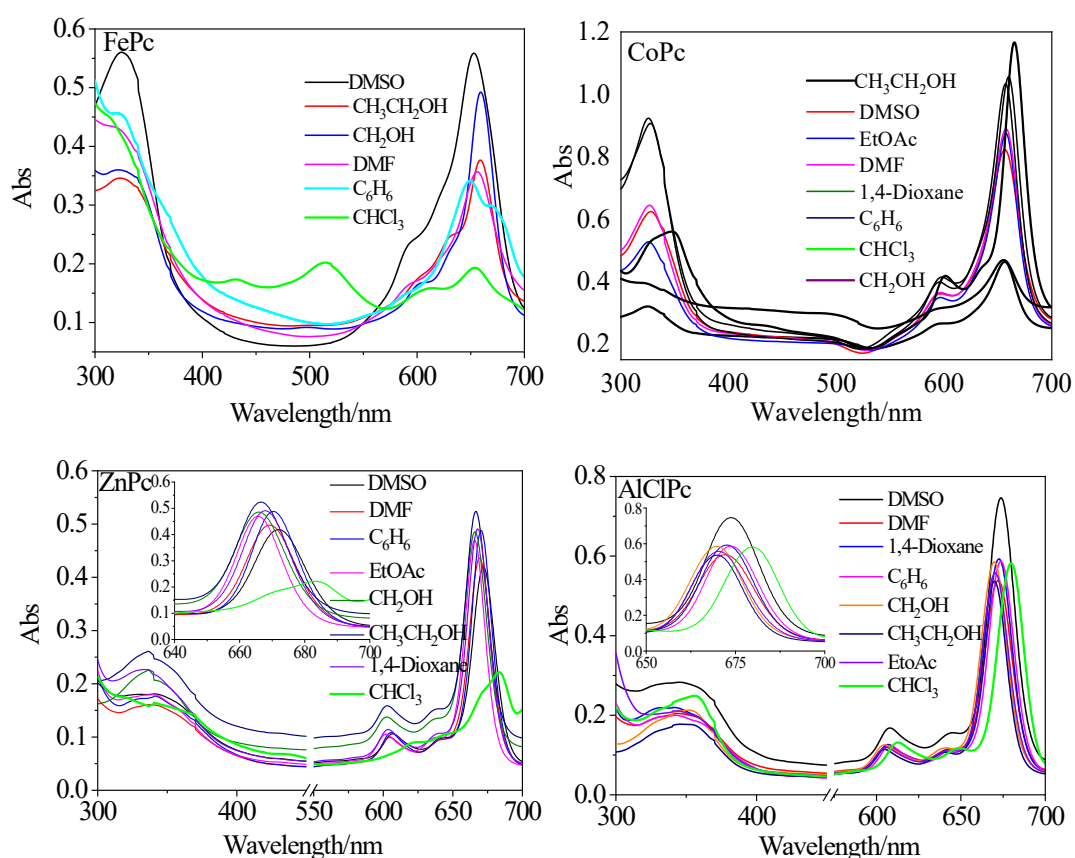


Fig. S1 UV-Vis spectra of FePc, CoPc, ZnPc and AlClPc in different solvents

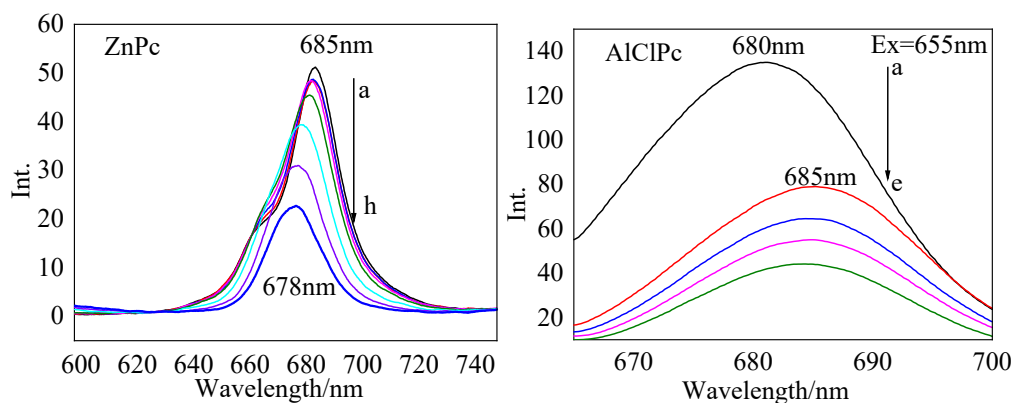


Fig. S2 Fluorescence spectra of ZnPc and AlClPc after xenon lamp irradiation in DMSO)
(a-h indicates the irradiation duration of the xenon lamp 0, 5, 10, 15, 30, 60, 90 and 120 minutes)

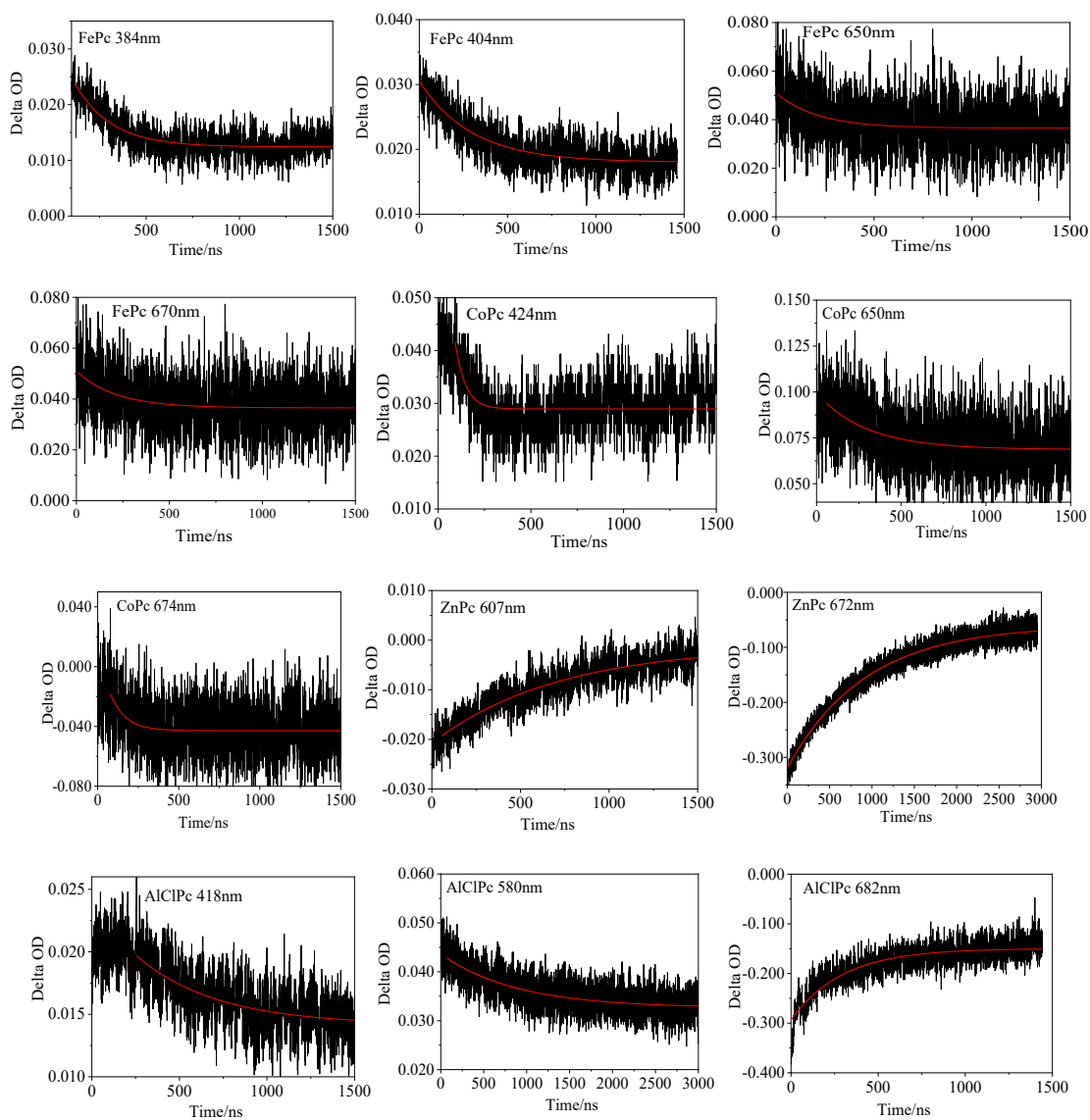


Fig. S3 Transient decay curves of FePc, CoPc, ZnPc and AlClPc excitation with 355 nm laser pulse in DMSO