

Iron catalyzed C-C dehydrogenative coupling reaction: synthesis of Arylquinones from Quinones/Hydroquinones

Yu Dong,^{*a} Chun Xie,^a Jia Chen,^a Ai Shen,^a Qi-Qi Luo,^a Bing He,^a Zhi-Fan Wang,^a
Bo Chang,^a Fan Yang,^a and Zhi-Chuan Shi,^b

^a College of Chemistry and Life Science, Institute of Functional Molecules, Chengdu Normal University, Chengdu, 611130, PR China.

^b Southwest Minzu University, Chengdu 610041, P. R. China.

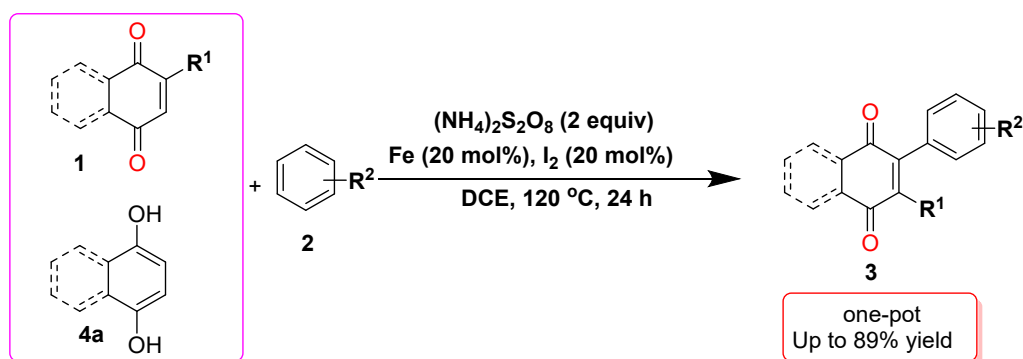
Table of Content

1. General information	S2
2. General procedure for the synthesis of compounds	S2
3. Optimization of reaction conditions	S3
4. Procedure for gram-scale reaction	S5
5. Characterization data of products	S6
6. References	S12
7. Copies of ¹H and ¹³C spectra for all compounds	S13

1. General information

Chemicals and analytical grade solvents were purchased from commercial suppliers and used without further purification unless otherwise stated. All reagents were weighed and handled in air at room temperature. Analytical thin-layer chromatography was performed on glass plates of Silica Gel GF-254 with detection by UV light (254 and 365 nm). Column chromatography was carried out on silica gel (200-300 mesh). ^1H NMR spectra were recorded at 400 MHz and ^{13}C NMR spectra were recorded at 101 MHz by using Agilent 400 MHz NMR spectrometer. Chemical shifts were calibrated using residual undeuterated solvent as an internal reference (^1H NMR: CDCl_3 7.26 ppm, $\text{DMSO-}d_6$ 2.50 ppm, ^{13}C NMR: CDCl_3 77.16 ppm, $\text{DMSO-}d_6$ 39.52 ppm). Data are reported as follows: chemical shift, multiplicity (s = singlet, br s = broad singlet, d = doublet, t = triplet, q = quartet, m = multiplet), Coupling constants (J) were reported in Hertz (Hz). HRMS were performed on a Thermo Scientific LTQ Orbitrap XL instrument. Melting points were measured with micro melting point apparatus.

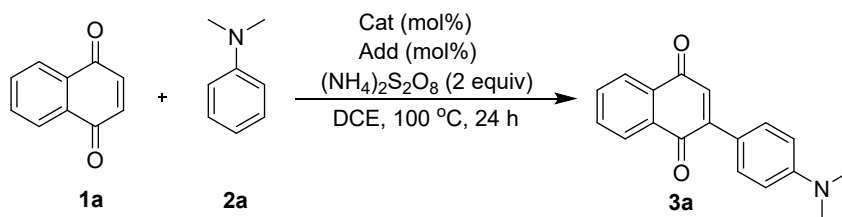
2. General procedure for the synthesis of the compounds



To a solution of DCE (2 mL) was added **1** or **4a** (0.3 mmol), **2** (0.8 mmol), Fe (0.06 mmol, 20 mol%), I_2 (0.06 mmol, 20 mol%), and $(\text{NH}_4)_2\text{S}_2\text{O}_8$ (0.6 mmol, 2 equiv). The reaction mixture was stirred at $120\text{ }^\circ\text{C}$ for 24 h. After the completion of the reaction (monitored by TLC). The reaction was quenched with saturated salt water (2 ml) and the mixture was extracted with EtOAc ($3 \times 3\text{ mL}$). The organic extracts were washed with brine, dried over Na_2SO_4 , filtered and the solvent was removed in vacuo. The crude product was purified by silica gel column chromatography to give **3**.

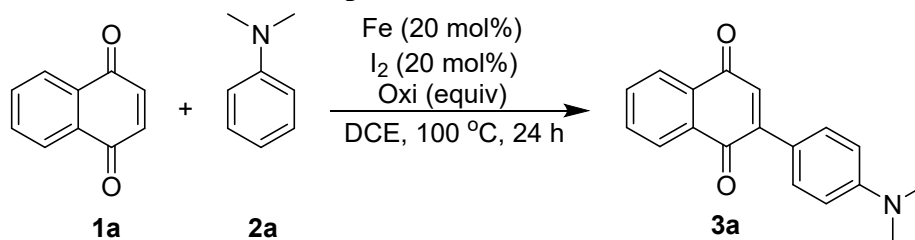
3 Optimization of reaction conditions

Table S1 Optimization of catalyst and additive ^a



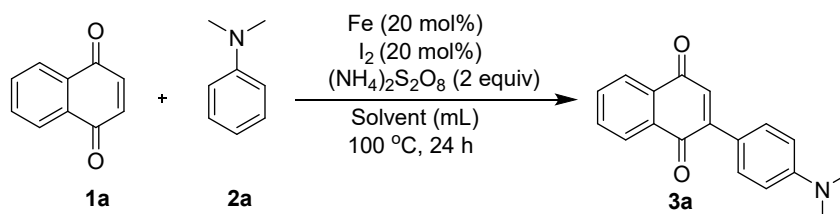
Entry	[Cat] (mol%)	Additive (mol%)	Yield ^b (%)
1	CuI (10)	—	30
2	Cu(OAc) ₂ (10)	—	Trace
3	Cu(OAc) ₂ ·H ₂ O (10)	—	Trace
4	CuCl ₂ ·2H ₂ O (10)	—	21
5	Cu(acac) ₂ (10)	—	Trace
6	Zn (10)	—	41
7	Fe (10)	—	58
8	CoCl ₂ (10)	—	24
9	Pd(OTf) ₂ (10)	—	41
10	Pd(OAc) ₂ (10)	—	34
11	FeCl ₃ (10)	—	35
12	FeSO ₄ ·7H ₂ O (10)	—	23
13	Fe (20)	—	65
14	Fe (30)	—	53
15	Fe (40)	—	45
16	Fe (20)	CuBr (20)	24
17	Fe (20)	CuI (20)	31
18	Fe (20)	Pd(OTf) ₂ (20)	34
19	Fe (20)	Zn (20)	14
20	Fe (20)	AgOAc (20)	20
21	Fe (20)	CoCl ₂ (20)	14
22	Fe (20)	I ₂ (20)	76
23	Fe (20)	I ₂ (10)	59
24	Fe (20)	I ₂ (30)	61
25	Fe (20)	I ₂ (40)	65

^a Reaction conditions: 1,4-naphthoquinone **1a** (0.30 mmol), *N,N*-dimethylaniline **2a** (2 equiv), catalysts (mol%), additive (mol%), (NH₄)₂S₂O₈ (2 equiv), 1,2-dichloroethane (2 mL) as solvent, 120 °C, sealed tube for 24 h. ^b Isolated yields.

Table S2 Optimization of oxidants ^a

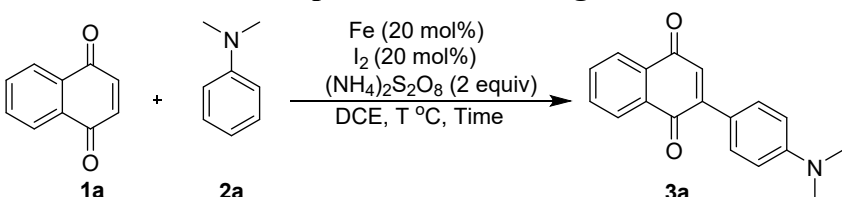
Entry	Oxidants (equiv)	Yield ^b (%)
1	—	37
2	K ₂ S ₂ O ₈ (2)	45
3	H ₂ O ₂ (2)	Trace
4	KMnO ₄ (2)	40
5	BPO (2)	15
6	Oxone (2)	32
7	(NH ₄) ₂ S ₂ O ₈ (2)	76
8	(NH ₄) ₂ S ₂ O ₈ (1)	68
9	(NH ₄) ₂ S ₂ O ₈ (3)	66

^a Reaction conditions: 1,4- naphthoquinone **1a** (0.30 mmol), *N, N*-dimethylaniline **2a** (2 equiv), 1,2-dichloroethane (2 mL) as solvent, Fe (20 mol%), I₂ (20 mol%), oxidants (equiv), 120 °C, sealed tube for 24 h. ^b Isolated yields.^c

Table S3 Optimization of solvents ^a

Entry	Solvent (mL)	yield ^b (%)
1	DMF (2)	Trace
2	CH ₃ CN (2)	45
3	EtOH (2)	Trace
4	MeOH (2)	Trace
5	1,4-dioxane (2)	32
6	DCE (2)	76
7	DCE (1)	56
8	DCE (3)	68

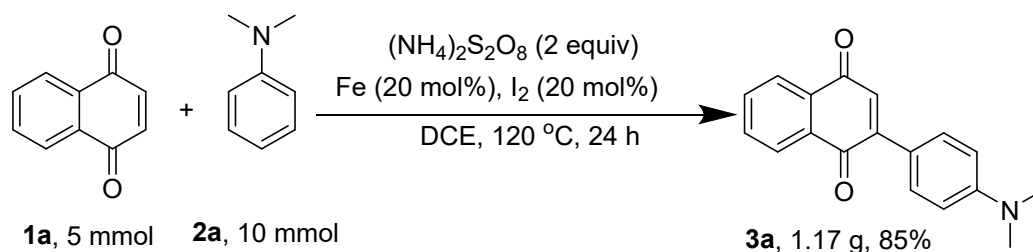
^a Reaction conditions: 1,4- naphthoquinone **1a** (0.30 mmol), *N, N*-dimethylaniline **2a** (2 equiv), Fe (20 mmol%), I₂ (20 mol%), (NH₄)₂S₂O₈ (2 equiv), solvent (mL), 120 °C, sealed tube for 24 h. ^b Isolated yields.

Table S4 Optimization of dosages ^a

Entry	2a (equiv)	t (h)	T (°C)	Yield ^b (%)
1	1	24	100	26
2	1.5	24	100	50
3	2	24	100	76
4	3	24	100	61
5	2	24	80	41
6	2	24	120	89
7	2	24	140	70
8	2	6	120	50
9	2	18	120	64
10	2	32	120	72

^a Reaction conditions: 1,4- naphthoquinone **1a** (0.30 mmol), *N,N*-dimethylaniline **2a** (equiv), 1,2-dichloroethane (2 mL) as solvent, Fe (20 mol%), I₂ (20 mol%), (NH₄)₂S₂O₈ (2 equiv), T °C, sealed tube for time. ^b Isolated yields.

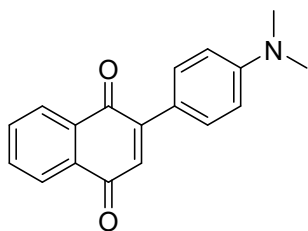
4 Procedure for gram-scale reaction



To a solution of DCE (32 mL) was added **1a** (5 mmol), **2** (10 mmol), Fe (20 mol%), I₂ (20 mol%), and (NH₄)₂S₂O₈ (2 equiv). The reaction mixture was stirred at 120 °C for 24 h. After the completion of the reaction (monitored by TLC). The reaction was quenched with saturated salt water (30 ml) and the mixture was extracted with EtOAc (3 × 30 mL). The organic extracts were washed with brine, dried over Na₂SO₄, filtered and the solvent was removed in vacuo. The crude product was purified by silica gel column chromatography to give **3a** in 85% yield.

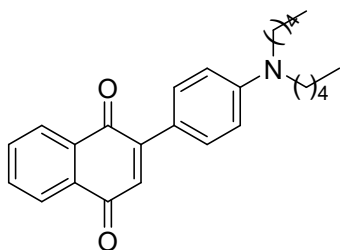
5 Characterization data of products

2-(4-(dimethylamino)phenyl)naphthalene-1,4-dione (3a) ¹



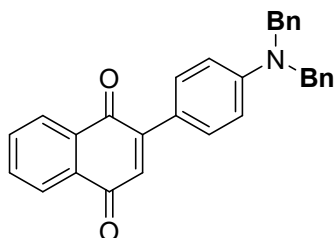
Purple solid, 89% yield; mp 96-98 °C. ¹H NMR (400 MHz, CDCl₃) δ 8.18 (dd, *J* = 5.6, 3.4 Hz, 1H), 8.11 (dd, *J* = 5.6, 3.3 Hz, 1H), 7.75 (dt, *J* = 7.4, 3.6 Hz, 2H), 7.62 (d, *J* = 8.8 Hz, 2H), 7.04 (s, 1H), 6.79 (d, *J* = 8.7 Hz, 2H), 3.07 (s, 6H). ¹³C NMR (101 MHz, CDCl₃) δ 185.40, 185.17, 151.80, 147.37, 133.50, 133.34, 132.91, 132.31, 131.21, 130.96, 126.88, 125.67, 111.85, 40.19.

2-(4-(diethylamino)phenyl)naphthalene-1,4-dione (3b)



Purple solid, 85% yield; mp 96-98 °C. ¹H NMR (400 MHz, CDCl₃) δ 8.18 – 8.13 (m, 1H), 8.09 (d, *J* = 2.9 Hz, 1H), 7.77 – 7.70 (m, 2H), 7.59 (d, *J* = 8.5 Hz, 2H), 7.01 (s, 1H), 6.68 (d, *J* = 7.4 Hz, 2H), 3.33 (t, *J* = 7.4 Hz, 4H), 1.61 (s, 5H), 1.37 (d, *J* = 13.4 Hz, 8H), 0.93 (t, *J* = 6.8 Hz, 5H). ¹³C NMR (101 MHz, CDCl₃) δ 185.63, 185.16, 149.71, 147.26, 133.46, 133.24, 132.97, 132.38, 131.20, 130.37, 126.86, 125.63, 111.21, 77.31, 77.00, 76.68, 50.99, 29.68, 29.26, 26.94, 22.56, 14.07. For C₂₆H₃₂NO₂⁺ (M+H)⁺ 390.2433 found: 390.2437.

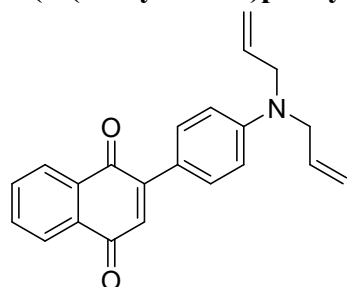
2-(4-(dibenzylamino)phenyl)naphthalene-1,4-dione (3c) ¹



Purple solid, 82% yield; mp 144-146 °C. ¹H NMR (400 MHz, CDCl₃) δ 8.19 – 8.13 (m, 1H), 8.10 (dd, *J* = 5.1, 3.4 Hz, 1H), 7.73 (dd, *J* = 5.2, 3.3 Hz, 2H), 7.54 (d, *J* = 8.6 Hz, 2H), 7.36 (t, *J* = 7.3 Hz, 4H), 7.28 (dd, *J* = 15.0, 7.0 Hz, 7H), 7.00 (s, 1H), 6.82 (d, *J* = 8.6 Hz, 2H), 4.74 (s, 4H). ¹³C NMR (101 MHz, CDCl₃) δ 185.39, 185.16, 150.82,

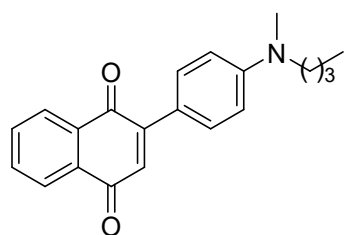
147.23, 137.61, 133.55, 133.39, 132.85, 132.29, 131.40, 131.17, 128.83, 128.56, 128.00, 127.21, 126.91, 126.51, 125.70, 121.26, 112.09, 111.19, 54.03.

2-(4-(diallylamino)phenyl)naphthalene-1,4-dione (3d)



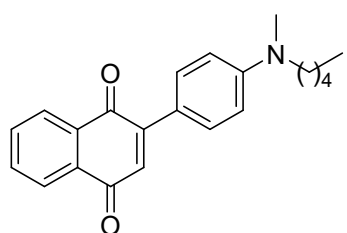
Purple solid, 75% yield; mp 96-98 °C. ^1H NMR (400 MHz, CDCl_3) δ 8.15 (d, $J = 3.6$ Hz, 1H), 8.09 (s, 1H), 7.77 – 7.71 (m, 2H), 7.56 (d, $J = 8.4$ Hz, 2H), 7.01 (s, 1H), 6.75 (d, $J = 8.0$ Hz, 2H), 5.93 – 5.81 (m, 2H), 5.23 – 5.15 (m, 4H), 3.99 (s, 4H). ^{13}C NMR (101 MHz, CDCl_3) δ 185.45, 185.19, 150.29, 147.31, 133.50, 133.33, 132.94, 132.31, 131.13, 131.00, 126.89, 125.67, 120.70, 118.75, 116.40, 111.87, 52.61, 29.68. For $\text{C}_{22}\text{H}_{20}\text{NO}_2^+$ (M+H) $^+$ 330.1494 found: 330.1497.

2-(4-(ethyl(methyl)amino)phenyl)naphthalene-1,4-dione (3e)



Purple solid, 78% yield; mp 96-98 °C. ^1H NMR (400 MHz, CDCl_3) δ 8.18 – 8.14 (m, 1H), 8.12 – 8.06 (m, 1H), 7.73 (dd, $J = 5.2, 3.2$ Hz, 2H), 7.60 (d, $J = 8.7$ Hz, 2H), 7.02 (s, 1H), 6.73 (d, $J = 8.2$ Hz, 2H), 3.39 (t, $J = 7.4$ Hz, 2H), 3.02 (s, 3H), 1.63 – 1.58 (m, 2H), 1.37 (dd, $J = 14.9, 7.4$ Hz, 2H), 0.96 (t, $J = 7.3$ Hz, 3H). ^{13}C NMR (101 MHz, CDCl_3) δ 185.50, 185.17, 147.32, 133.48, 133.29, 132.94, 132.34, 131.09, 130.78, 126.87, 125.65, 111.47, 52.22, 38.41, 29.00, 20.29, 13.95. For $\text{C}_{21}\text{H}_{22}\text{NO}_2^+$ (M+H) $^+$ 320.1651 found: 320.1656.

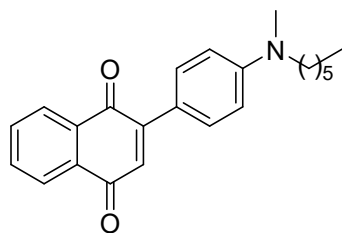
2-(4-(ethyl(methyl)amino)phenyl)naphthalene-1,4-dione (3f) ¹



Purple sticky solid, 76% yield; mp 96-98 °C. ^1H NMR (400 MHz, CDCl_3) δ 8.19 – 8.12 (m, 1H), 8.11 – 8.04 (m, 1H), 7.73 (dd, $J = 5.5, 3.3$ Hz, 2H), 7.60 (d, $J = 8.8$ Hz, 2H), 7.02 (s, 1H), 6.73 (d, $J = 8.2$ Hz, 2H), 3.38 (t, $J = 7.5$ Hz, 2H), 3.02 (s, 3H), 1.61 (d, $J = 6.8$ Hz, 3H), 1.37 – 1.30 (m, 3H), 0.92 (t, $J = 6.8$ Hz, 3H). ^{13}C NMR (101 MHz,

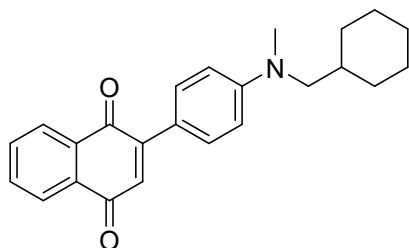
CDCl₃) δ 185.61, 185.17, 133.48, 133.29, 132.94, 132.34, 131.09, 130.77, 126.87, 125.65, 111.43, 51.69, 37.81, 29.24, 26.54, 22.56, 14.05.

2-(4-(ethyl(methyl)amino)phenyl)naphthalene-1,4-dione (3g)



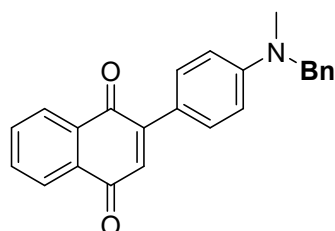
Purple solid, 76% yield; mp 96-98 °C. ¹H NMR (400 MHz, CDCl₃) δ 8.16 (dd, *J* = 5.4, 3.5 Hz, 1H), 8.09 (dd, *J* = 5.6, 3.3 Hz, 2H), 7.76 – 7.73 (m, 2H), 7.61 (s, 1H), 7.00 (d, *J* = 14.1 Hz, 2H), 6.72 (s, 1H), 3.40 – 3.35 (m, 2H), 3.02 (s, 3H), 1.61 (s, 4H), 1.32 (d, *J* = 2.5 Hz, 4H), 0.89 (d, *J* = 6.3 Hz, 3H). ¹³C NMR (101 MHz, CDCl₃) δ 185.22, 185.17, 147.32, 138.65, 133.90, 133.48, 133.29, 132.89, 132.34, 132.30, 131.83, 131.09, 130.77, 126.87, 126.39, 125.65, 111.04, 109.56, 52.20, 38.16, 31.66, 29.63, 26.75, 22.63, 14.01. For C₂₃H₂₆NO₂⁺ (M+H)⁺ 348.1964 found: 348.1967.

2-(4-((cyclohexylmethyl)(methyl)amino)phenyl)naphthalene-1,4-dione (3h)



Purple solid, 70% yield; mp 96-98 °C. ¹H NMR (400 MHz, CDCl₃) δ 8.18 – 8.13 (m, 1H), 8.12 – 8.05 (m, 1H), 7.77 – 7.69 (m, 2H), 7.59 (d, *J* = 9.0 Hz, 2H), 7.01 (s, 1H), 6.71 (d, *J* = 9.0 Hz, 2H), 3.21 (d, *J* = 6.9 Hz, 2H), 3.04 (s, 3H), 1.76 – 1.68 (m, 5H), 1.28 – 1.17 (m, 4H), 0.98 (t, *J* = 10.9 Hz, 2H). ¹³C NMR (101 MHz, CDCl₃) δ 185.57, 185.16, 150.90, 147.32, 133.46, 133.27, 132.95, 132.35, 131.03, 130.63, 126.87, 125.63, 119.78, 111.30, 59.24, 39.79, 36.84, 31.19, 29.60, 26.45, 25.93. For C₂₄H₂₆NO₂⁺ (M+H)⁺ 360.1964 found: 360.1965.

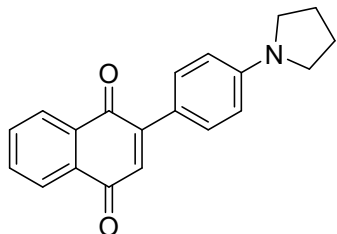
2-(4-(benzyl(methyl)amino)phenyl)naphthalene-1,4-dione (3i)



Purple solid, 72% yield; mp 96-98 °C. ¹H NMR (400 MHz, CDCl₃) δ 8.16 (dd, *J* = 4.9, 3.4 Hz, 1H), 8.09 (dd, *J* = 4.8, 3.4 Hz, 1H), 7.73 (dd, *J* = 4.9, 3.2 Hz, 2H), 7.58 (d,

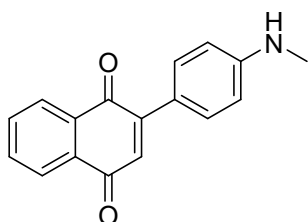
$J = 8.4$ Hz, 2H), 7.34 (t, $J = 7.4$ Hz, 2H), 7.29 – 7.21 (m, 3H), 7.01 (s, 1H), 6.80 (d, $J = 8.5$ Hz, 2H), 4.63 (s, 2H), 3.13 (s, 3H). ^{13}C NMR (101 MHz, CDCl_3) δ 185.43, 185.16, 151.08, 147.29, 137.97, 133.52, 133.36, 132.88, 132.30, 131.21, 131.10, 128.73, 127.14, 126.89, 126.50, 125.68, 120.80, 111.76, 56.01, 38.62, 29.70. For $\text{C}_{24}\text{H}_{20}\text{NO}_2^+$ ($\text{M}+\text{H}$) $^+$ 354.1494 found: 354.1495.

2-(4-(pyrrolidin-1-yl)phenyl)naphthalene-1,4-dione (3j) ¹



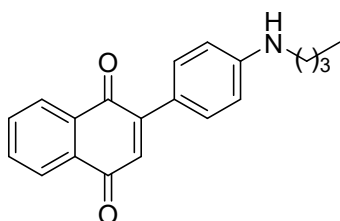
Purple solid, 86% yield; mp 193-195 °C. ^1H NMR (400 MHz, CDCl_3) δ 8.16 (dd, $J = 5.8, 3.1$ Hz, 1H), 8.09 (dd, $J = 5.4, 3.5$ Hz, 1H), 7.73 (dd, $J = 5.7, 3.3$ Hz, 2H), 7.61 (d, $J = 8.8$ Hz, 2H), 7.01 (s, 1H), 6.61 (d, $J = 8.8$ Hz, 2H), 3.37 (d, $J = 6.3$ Hz, 4H), 2.05 (d, $J = 6.4$ Hz, 4H). ^{13}C NMR (101 MHz, CDCl_3) δ 185.62, 185.17, 149.28, 147.49, 133.45, 133.25, 132.98, 132.36, 131.11, 130.55, 126.86, 125.62, 119.83, 111.58, 47.55, 29.69, 25.46.

2-(4-(methylamino)phenyl)naphthalene-1,4-dione (3k) ¹



Purple solid, 73% yield; mp 135-137 °C. ^1H NMR (400 MHz, CDCl_3) δ 8.15 (s, 1H), 8.09 (d, $J = 1.9$ Hz, 1H), 7.75 – 7.71 (m, 2H), 7.54 (d, $J = 8.3$ Hz, 2H), 7.00 (s, 1H), 6.65 (d, $J = 8.3$ Hz, 2H), 2.89 (s, 3H). ^{13}C NMR (101 MHz, CDCl_3) δ 185.39, 185.23, 151.03, 147.49, 133.53, 133.40, 132.85, 132.26, 131.45, 131.13, 126.89, 125.68, 121.64, 112.01, 30.31.

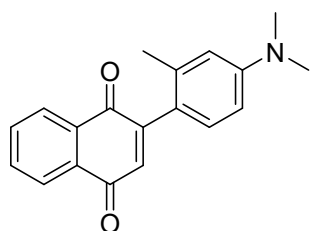
2-(4-(ethylamino)phenyl)naphthalene-1,4-dione (3l)



Purple solid, 71% yield; mp 96-98 °C. ^1H NMR (400 MHz, CDCl_3) δ 8.16 (s, 1H), 8.09 (s, 1H), 7.76 – 7.70 (m, 2H), 7.53 (d, $J = 8.2$ Hz, 2H), 7.01 (s, 1H), 6.66 (d, $J = 7.9$ Hz, 2H), 3.19 (t, $J = 6.9$ Hz, 2H), 1.64 (dt, $J = 14.0, 6.9$ Hz, 2H), 1.53 – 1.33 (m,

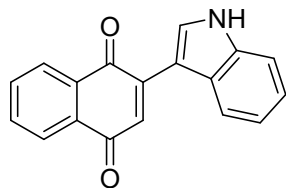
1H), 0.95 (dd, $J = 25.4, 18.2$ Hz, 2H). ^{13}C NMR (101 MHz, CDCl_3) δ 185.40, 185.22, 150.08, 147.46, 133.52, 133.38, 132.86, 132.25, 131.34, 131.18, 126.89, 125.68, 112.34, 43.30, 31.41, 20.21, 13.83. For $\text{C}_{20}\text{H}_{20}\text{NO}_2^+$ ($\text{M}+\text{H}$) $^+$ 306.1494 found: 306.1499.

2-(4-(dimethylamino)-2-methylphenyl)naphthalene-1,4-dione (3m) ²



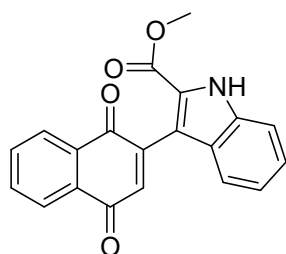
Purple solid, 69% yield; mp 158-159 °C. ^1H NMR (400 MHz, CDCl_3) δ 8.18 – 8.11 (m, 2H), 7.75 (dd, $J = 3.8, 2.6$ Hz, 2H), 7.10 (d, $J = 9.1$ Hz, 1H), 6.90 (s, 1H), 6.62 (s, 2H), 3.00 (s, 6H), 2.23 (s, 3H). ^{13}C NMR (101 MHz, CDCl_3) δ 185.37, 184.71, 151.14, 150.49, 137.52, 135.76, 133.57, 132.54, 132.26, 130.99, 126.98, 125.90, 114.09, 109.54, 40.30, 29.69, 21.33.

2-(1H-indol-3-yl)naphthalene-1,4-dione (3n) ¹



Red solid, 87% yield; mp 201-203 °C. ^1H NMR (400 MHz, $\text{DMSO}-d_6$) δ 11.97 (s, 1H), 8.22 (t, $J = 4.0$ Hz, 1H), 8.09 – 8.04 (m, 1H), 8.00 – 7.95 (m, 1H), 7.88 – 7.79 (m, 3H), 7.50 (dd, $J = 6.3, 2.4$ Hz, 1H), 7.26 – 7.16 (m, 3H). ^{13}C NMR (101 MHz, $\text{DMSO}-d_6$) δ 185.39, 184.49, 142.50, 137.16, 134.31, 133.83, 132.89, 132.13, 128.09, 126.89, 125.58, 125.54, 122.91, 121.62, 120.34, 112.99, 107.77.

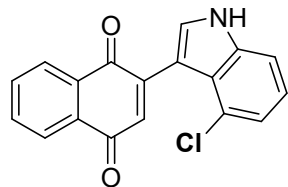
Methyl 3-(1,4-dioxo-1,4-dihydronaphthalen-2-yl)-1H-indole-2-carboxylate (3o)



Purple solid, 62% yield; mp 96-98 °C. ^1H NMR (400 MHz, CDCl_3) δ 9.39 (s, 1H), 8.18 (d, $J = 2.9$ Hz, 2H), 7.81 – 7.77 (m, 2H), 7.63 (d, $J = 8.2$ Hz, 1H), 7.48 (d, $J = 8.2$ Hz, 1H), 7.37 (d, $J = 7.9$ Hz, 1H), 7.17 (s, 1H), 3.76 (s, 3H). ^{13}C NMR (101 MHz, CDCl_3) δ 185.01, 183.51, 161.36, 143.92, 136.14, 135.91, 133.78, 133.71, 132.72,

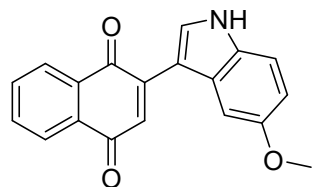
132.29, 126.99, 126.84, 126.13, 126.09, 125.87, 121.89, 120.49, 112.25, 52.11. For $C_{20}H_{14}NO_4^+$ (M+H)⁺ 332.0923 found: 332.0921.

2-(4-chloro-1*H*-indol-3-yl)naphthalene-1,4-dione (3p) ³



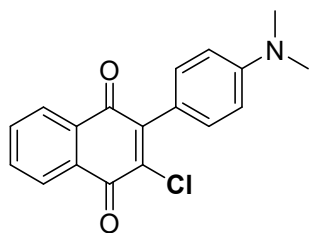
Red solid, 75% yield; mp 253-255 °C. ¹H NMR (400 MHz, DMSO-*d*₆) δ 12.11 (s, 1H), 8.15 (ddd, *J* = 15.6, 5.5, 3.3 Hz, 2H), 7.99 (dd, *J* = 5.6, 3.3 Hz, 2H), 7.85 (d, *J* = 2.5 Hz, 1H), 7.57 (d, *J* = 8.0 Hz, 1H), 7.27 (t, *J* = 7.8 Hz, 1H), 7.19 (d, *J* = 7.6 Hz, 1H), 7.12 (s, 1H). ¹³C NMR (101 MHz, DMSO-*d*₆) δ 185.48, 184.77, 144.86, 138.36, 134.64, 134.57, 134.53, 132.54, 132.18, 129.80, 126.93, 125.97, 124.91, 123.93, 123.32, 121.35, 111.85, 109.07.

2-(5-methoxy-1*H*-indol-3-yl)naphthalene-1,4-dione (3q) ³



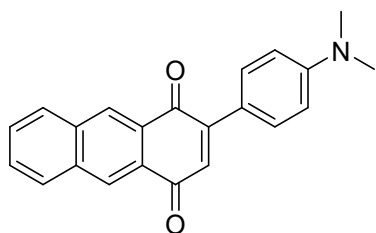
Black solid, 84% yield; mp 165-167 °C. ¹H NMR (400 MHz, DMSO-*d*₆) δ 11.85 (s, 1H), 8.09 (d, *J* = 2.9 Hz, 1H), 8.00 – 7.96 (m, 1H), 7.92 – 7.88 (m, 1H), 7.77 – 7.74 (m, 2H), 7.35 (d, *J* = 8.8 Hz, 1H), 7.21 (d, *J* = 1.7 Hz, 1H), 7.11 (s, 1H), 6.81 (dd, *J* = 8.8, 2.1 Hz, 1H), 3.75 (s, 3H). ¹³C NMR (101 MHz, DMSO-*d*₆) δ 185.47, 184.49, 155.41, 142.61, 134.41, 133.90, 133.41, 132.87, 132.12, 127.56, 126.90, 126.20, 125.53, 113.71, 112.48, 107.63, 102.97, 55.91.

2-chloro-3-(4-(dimethylamino)phenyl)naphthalene-1,4-dione (3r) ⁴



Purple solid, 63% yield; mp 201-202 °C. ¹H NMR (400 MHz, CDCl₃) δ 8.13 (dd, *J* = 22.1, 2.9 Hz, 2H), 7.73 (d, *J* = 3.0 Hz, 1H), 7.59 (s, 1H), 7.37 (d, *J* = 8.6 Hz, 1H), 7.02 (s, 1H), 6.76 (d, *J* = 8.6 Hz, 2H), 3.05 (s, 6H). ¹³C NMR (101 MHz, CDCl₃) δ 185.42, 185.19, 147.35, 134.00, 133.83, 133.50, 133.35, 132.91, 132.31, 131.90, 131.16, 130.95, 127.24, 126.89, 125.67, 111.75, 110.93, 40.14.

2-(4-(dimethylamino)phenyl)anthracene-1,4-dione (3s)



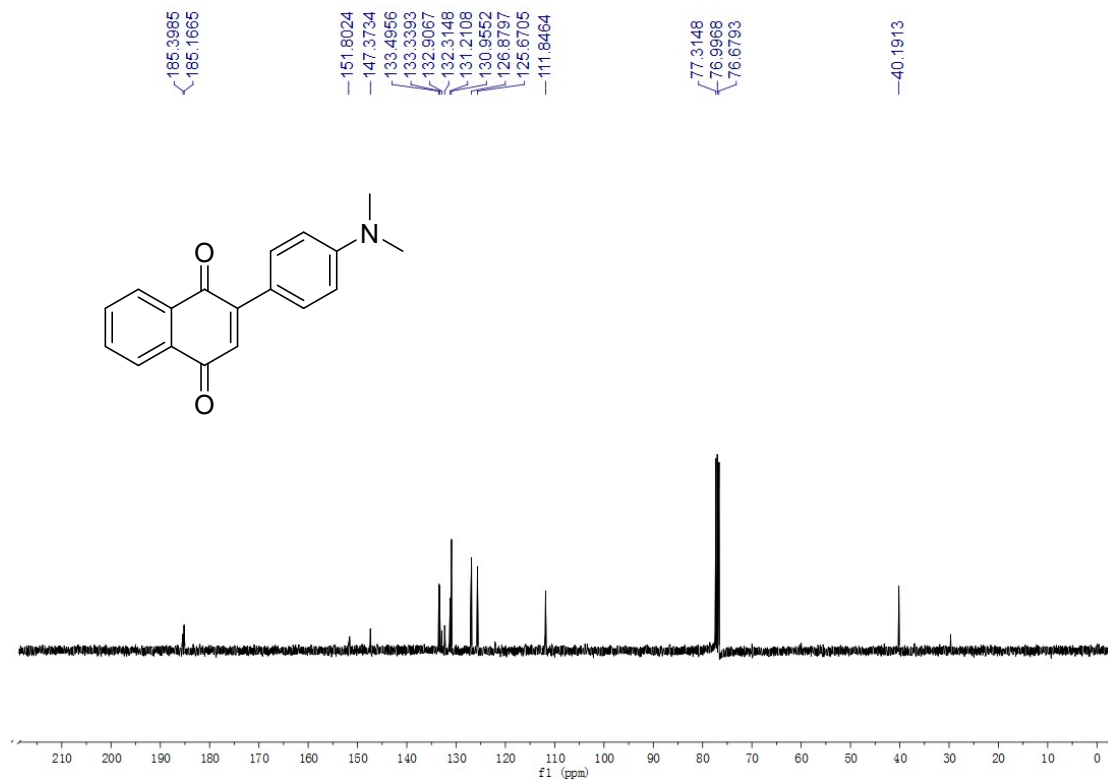
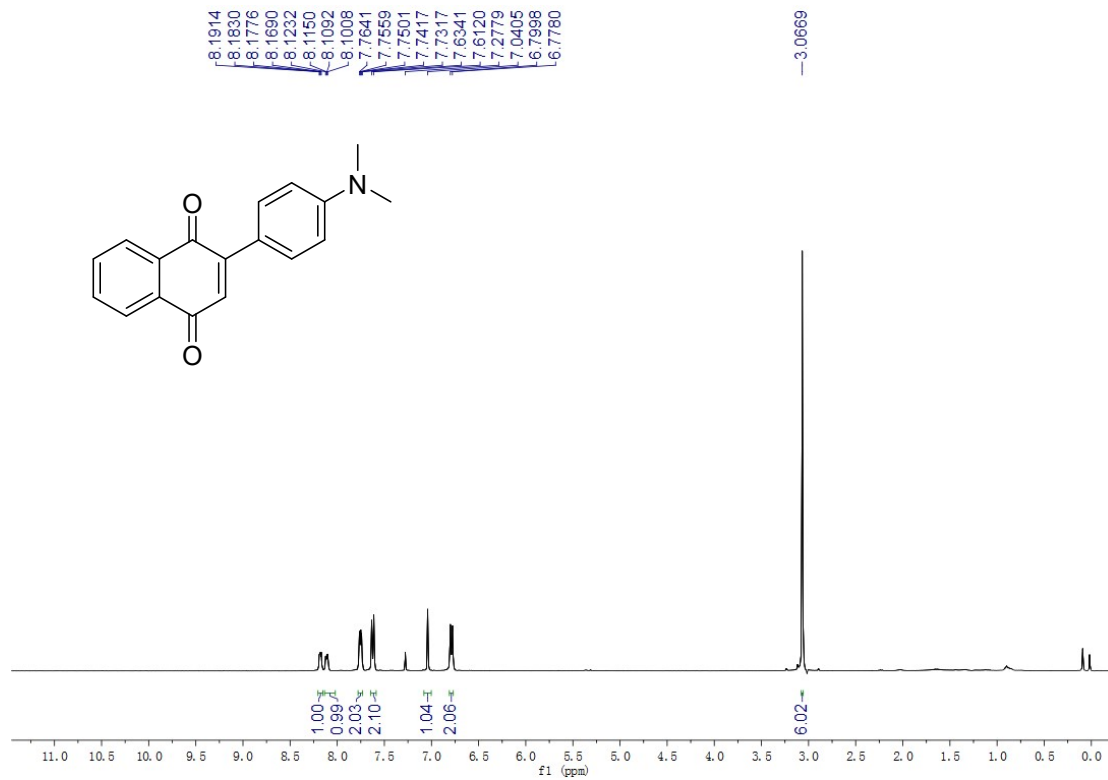
Purple solid, 83% yield; mp 96-98 °C. ^1H NMR (400 MHz, CDCl_3) δ 8.65 (s, 1H), 8.58 (s, 1H), 8.03 (s, 2H), 7.64 (d, $J = 6.2$ Hz, 4H), 7.10 (s, 1H), 6.75 (d, $J = 7.6$ Hz, 2H), 3.03 (s, 6H). ^{13}C NMR (101 MHz, CDCl_3) δ 184.95, 184.77, 151.69, 148.59, 134.78, 132.82, 131.01, 130.10, 130.00, 129.58, 129.20, 129.06, 128.99, 127.64, 120.76, 111.69, 40.10, 29.70. For $\text{C}_{22}\text{H}_{18}\text{NO}_2^+$ ($\text{M}+\text{H}$) $^+$ 328.1338 found: 328.1341.

6 References

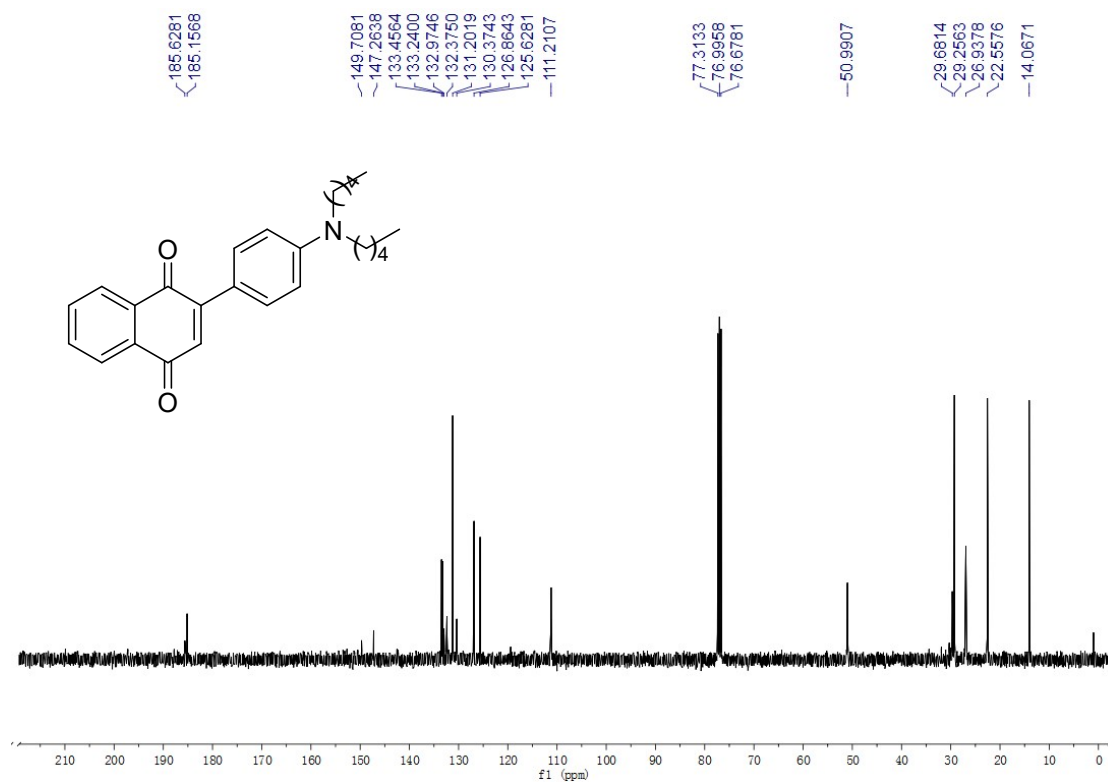
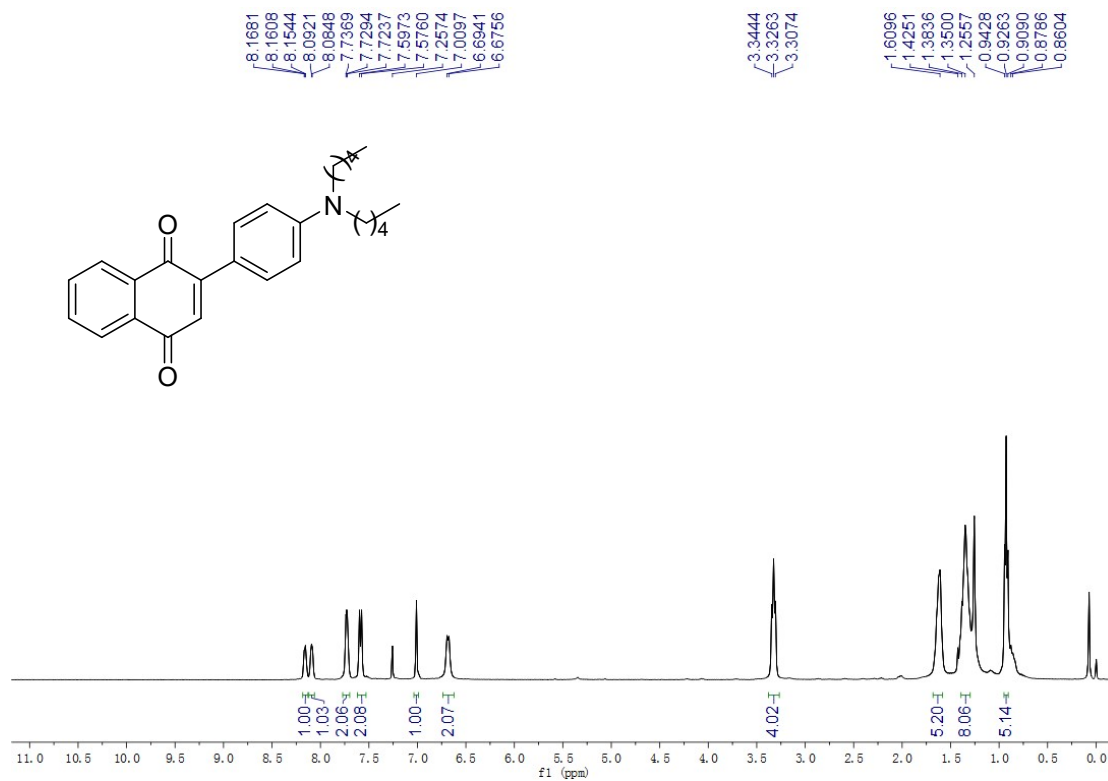
- 1 J. H. Jiang, S. S. K. Boominathan, W. P. Hu, C. Y. Chen, J. K. Vandavasi, Y. T. Lin and J. J. Wang, *Eur. J. Org. Chem.*, 2016, **2016**, 2284-2289.
- 2 M. Janeczko, O. M. Demchuk, D. Strzelecka, K. Kubiński and M. Masłyk, *Eur. J. Org. Chem.*, 2016, **124**, 1019-1025.
- 3 Y. Dong, H. Zhang, J. Yang, S. He, Z.-C. Shi, X.-M. Zhang and J.-Y. Wang, *ACS omega.*, 2019, **4**, 21567-21577.
- 4 C. Blackburn, J. Griffiths, *J. Chem. Res.*, 1982, **12**, 3457-3472.

7 Copies of ^1H and ^{13}C spectra for all compounds

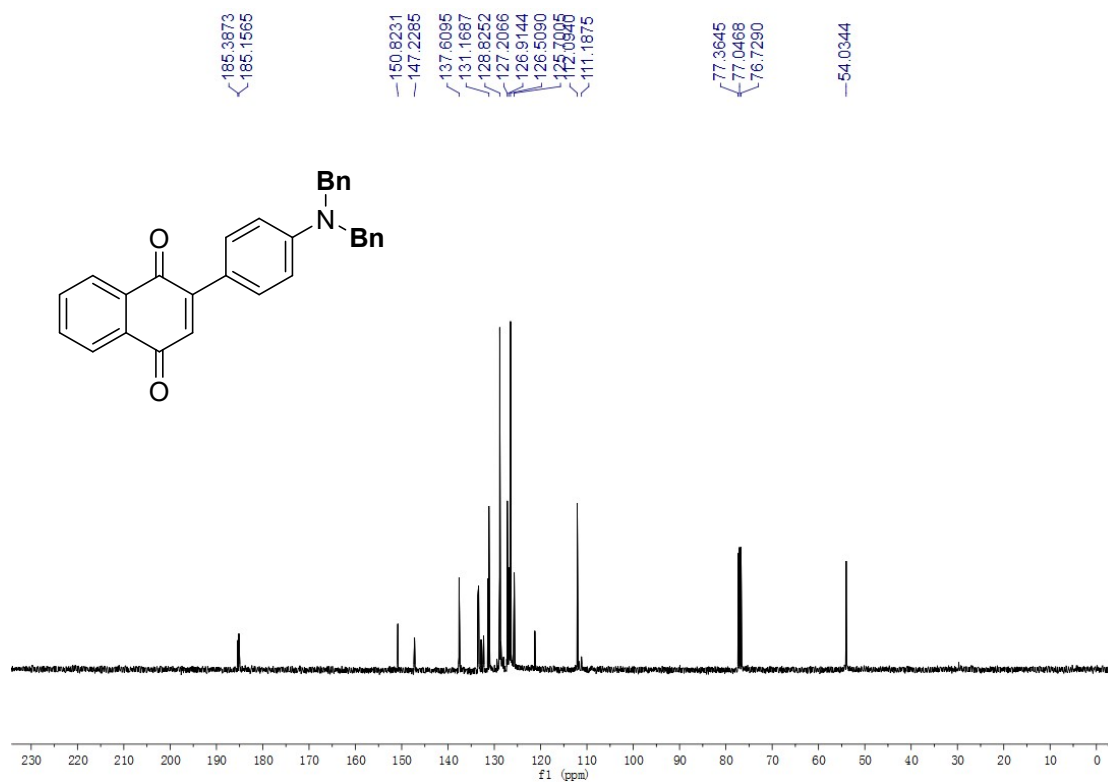
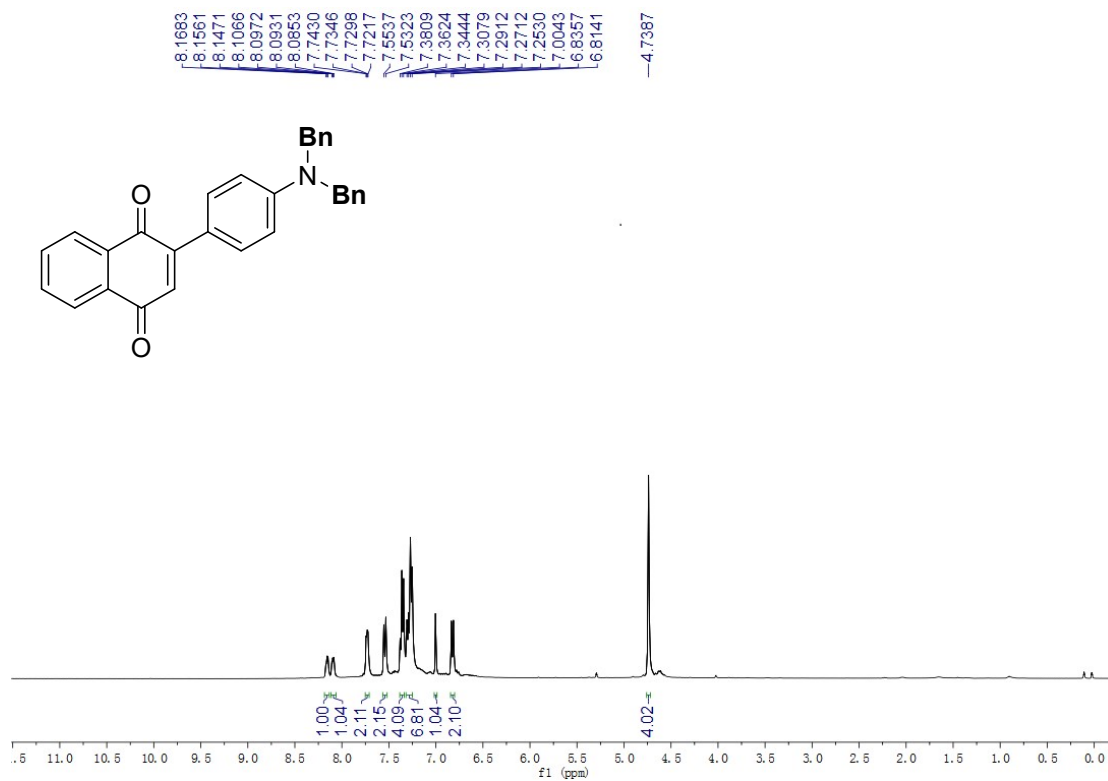
2-(4-(dimethylamino)phenyl)naphthalene-1,4-dione (3a)



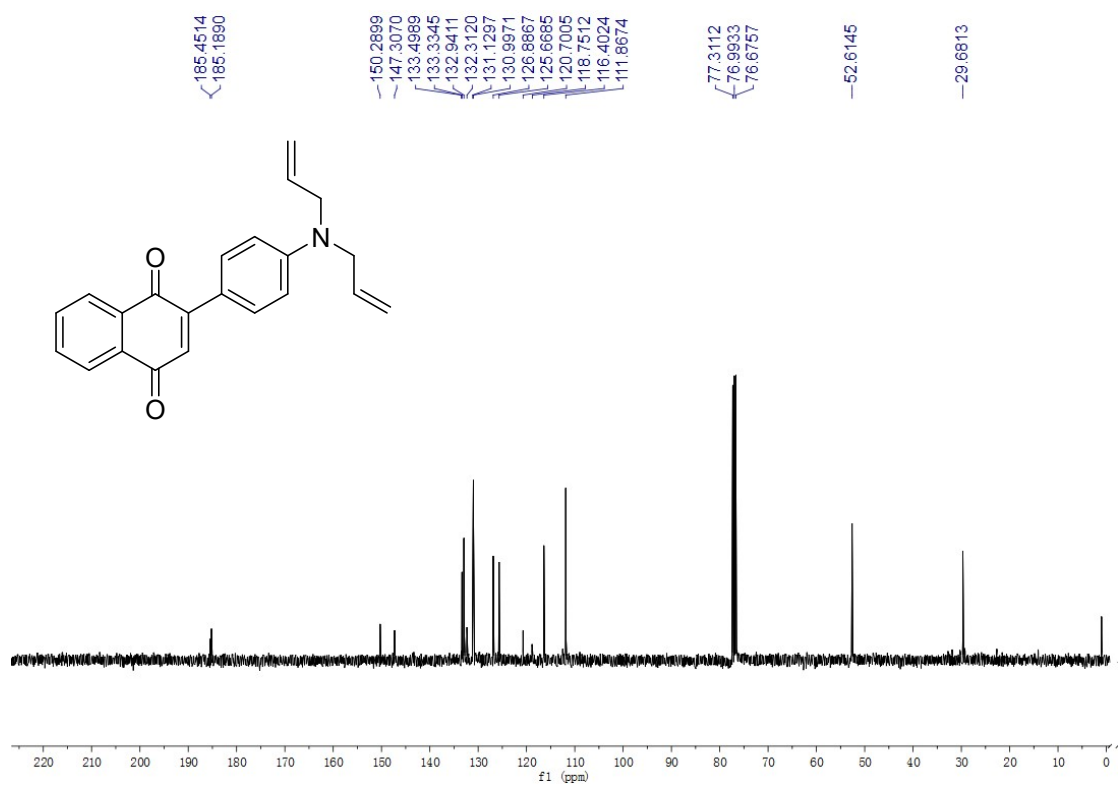
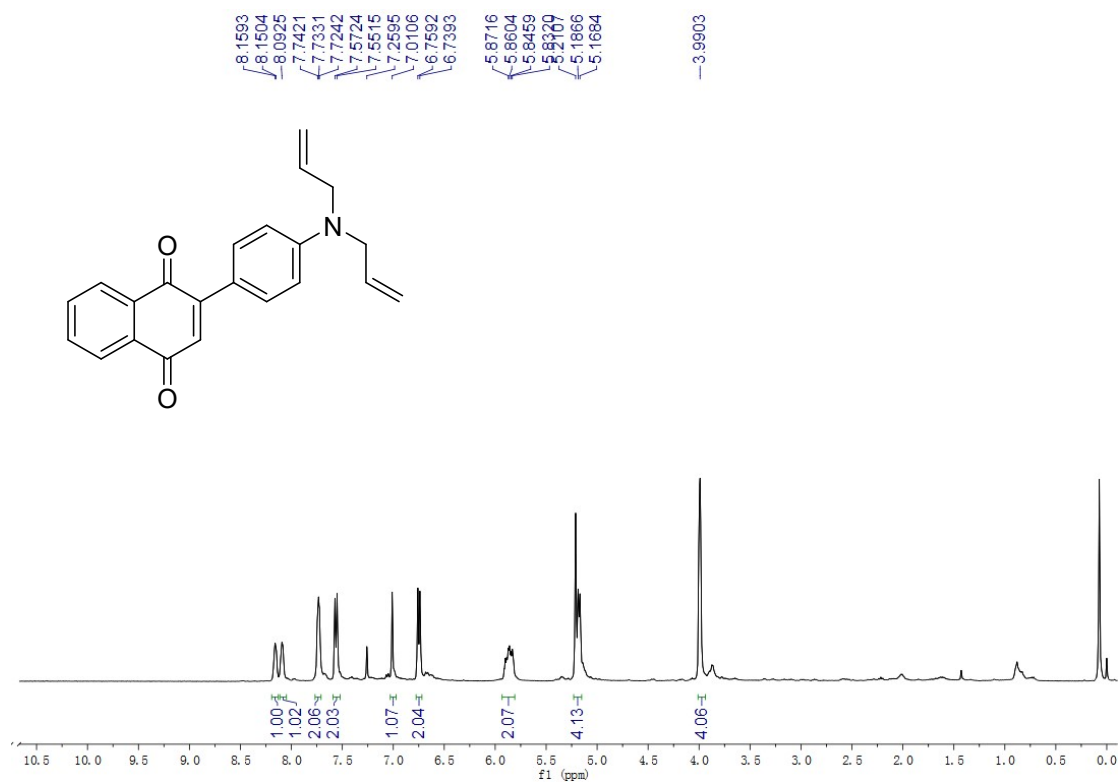
2-(4-(diethylamino)phenyl)naphthalene-1,4-dione (3b)



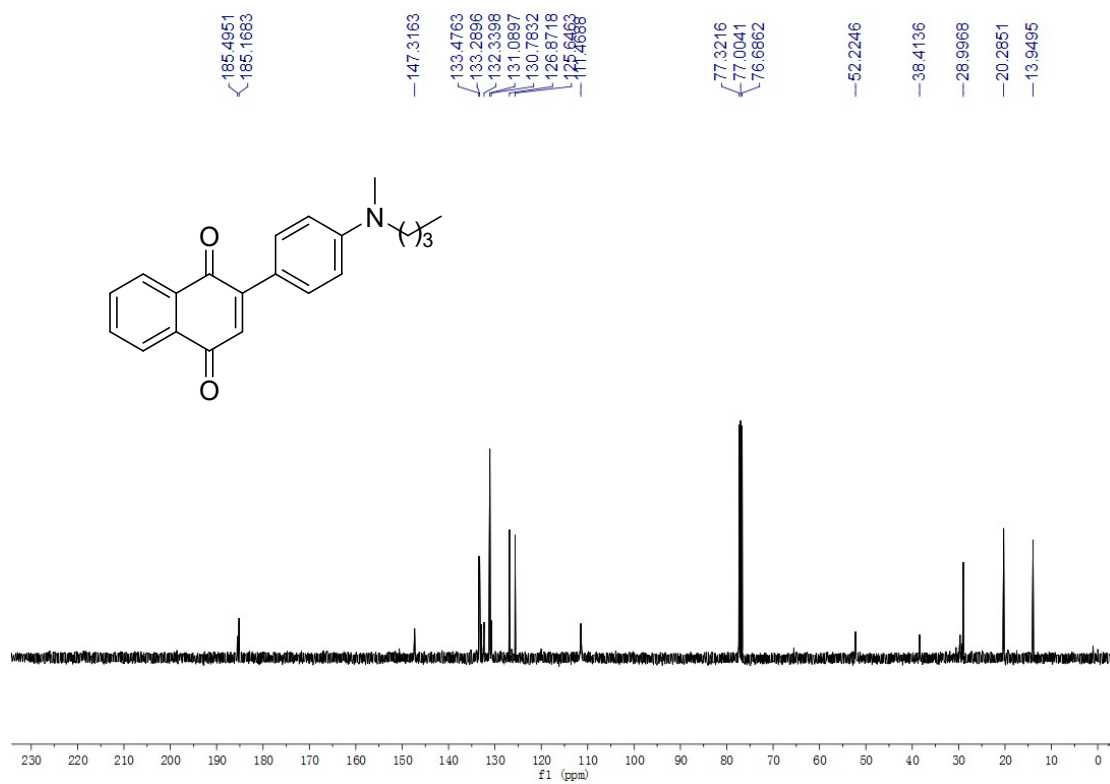
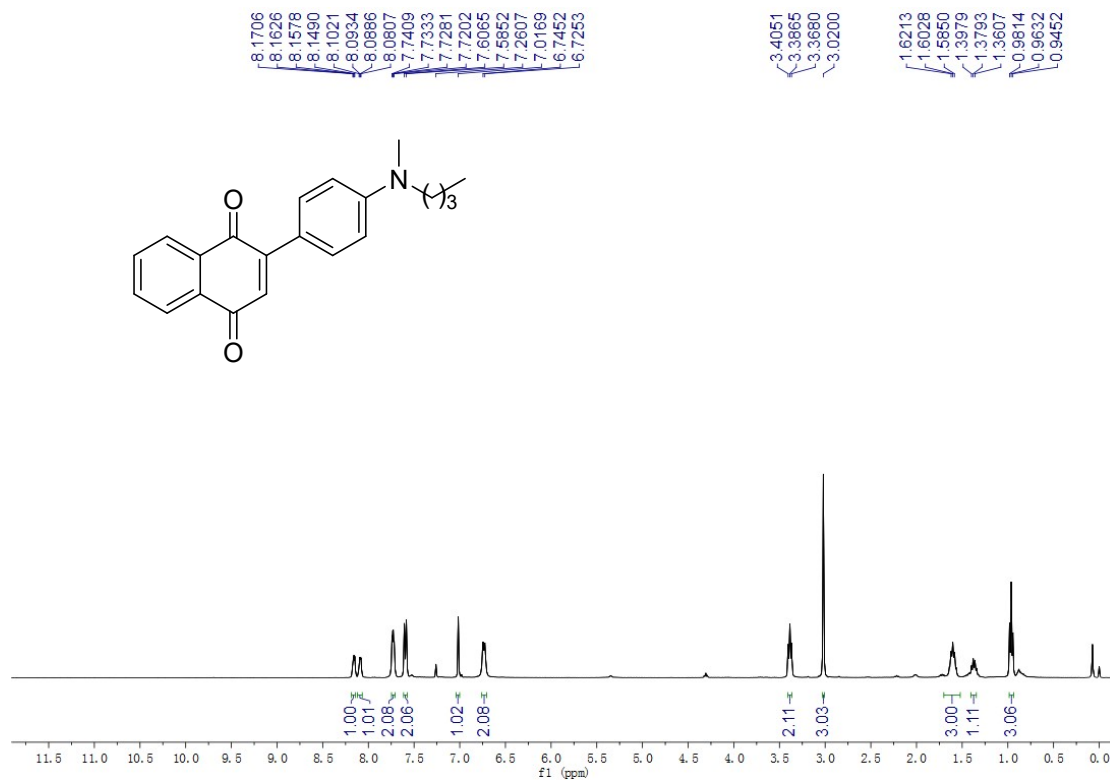
2-(4-(dibenzylamino)phenyl)naphthalene-1,4-dione (3c)



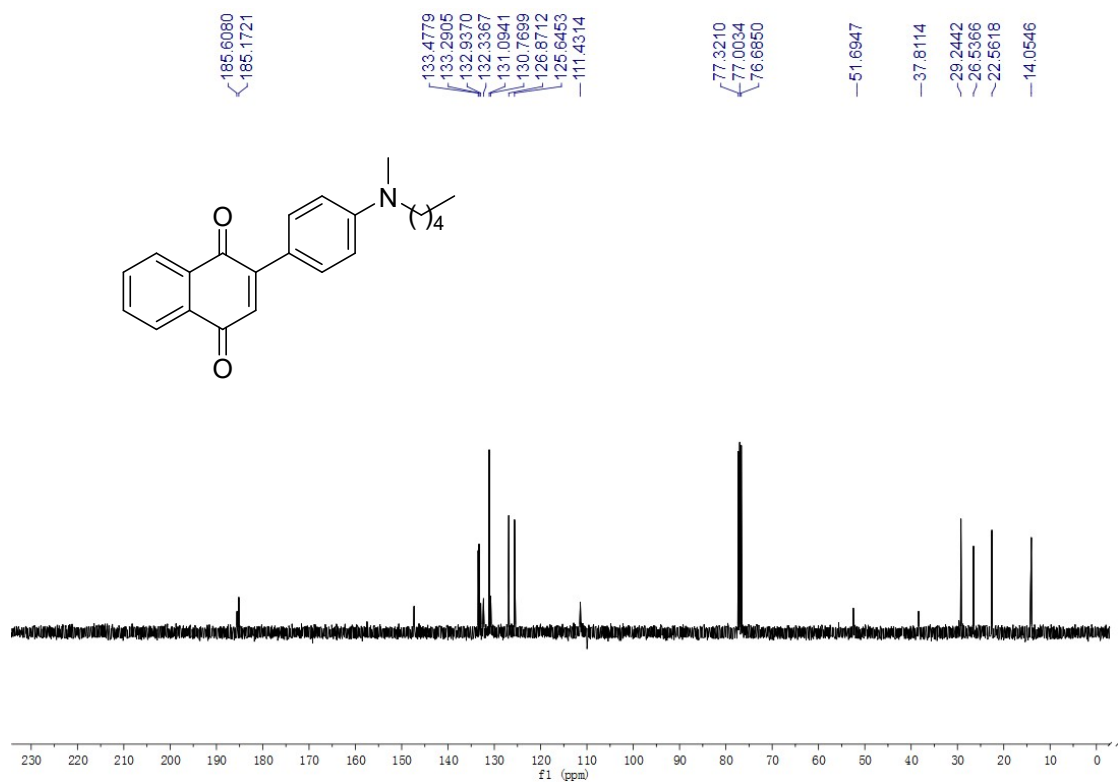
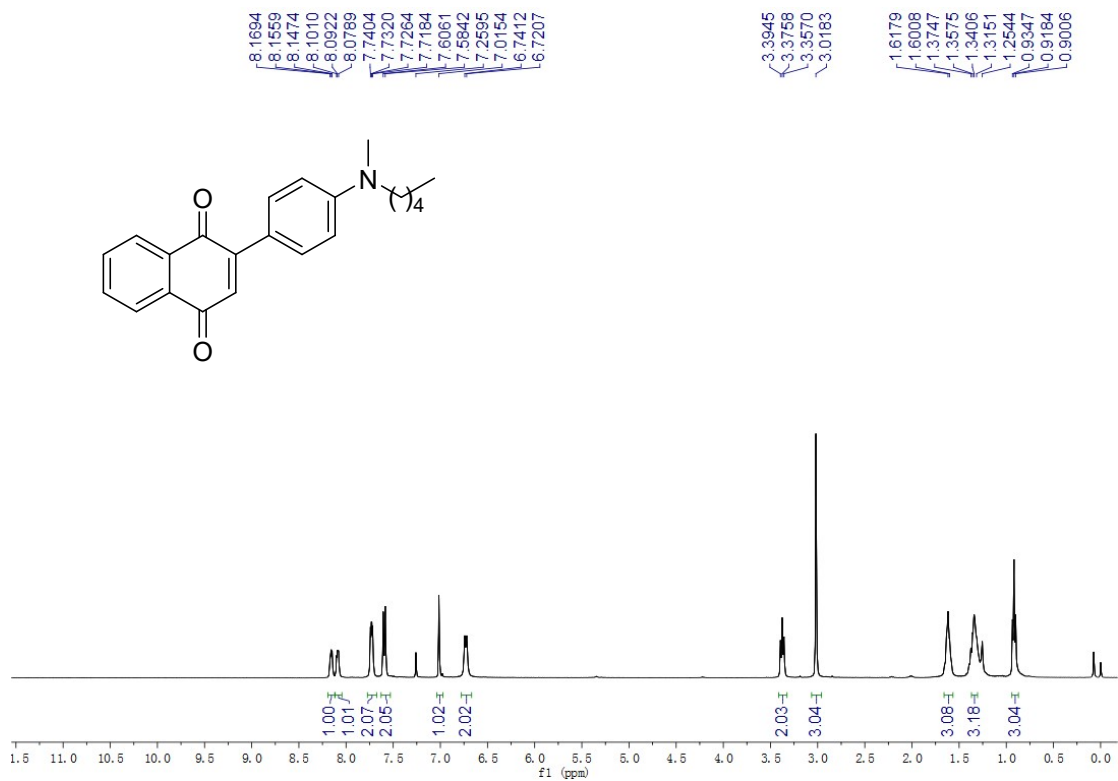
2-(4-(diallylamino)phenyl)naphthalene-1,4-dione (3d)



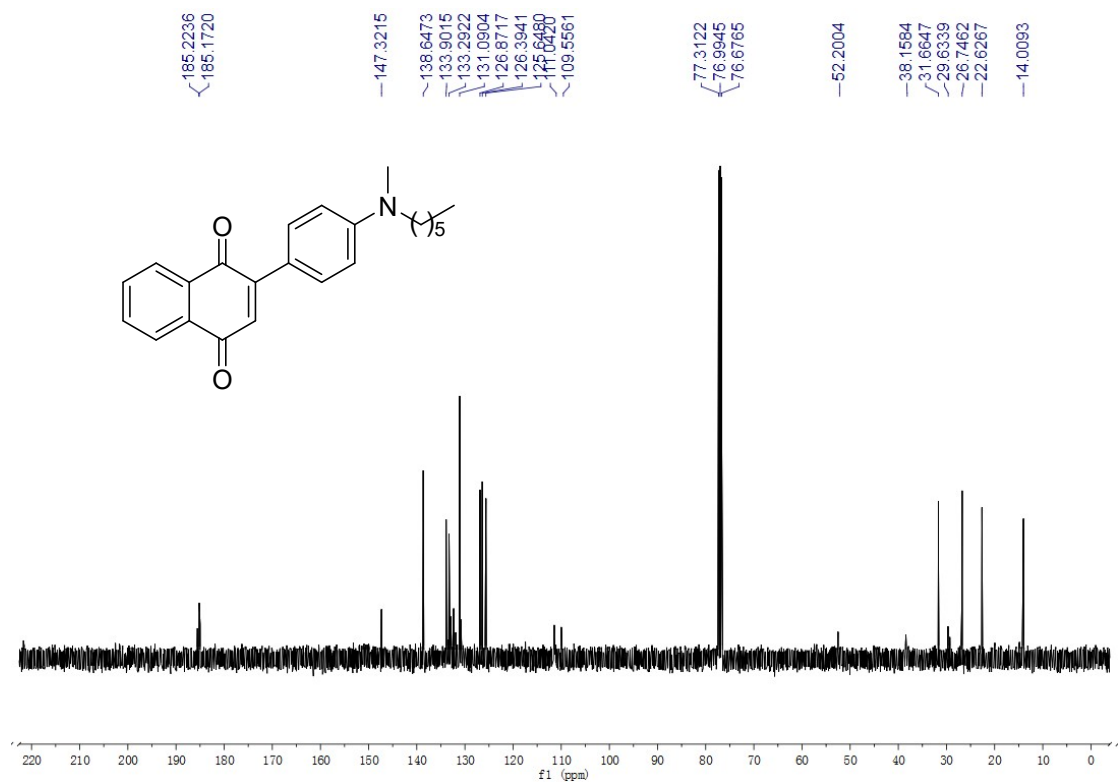
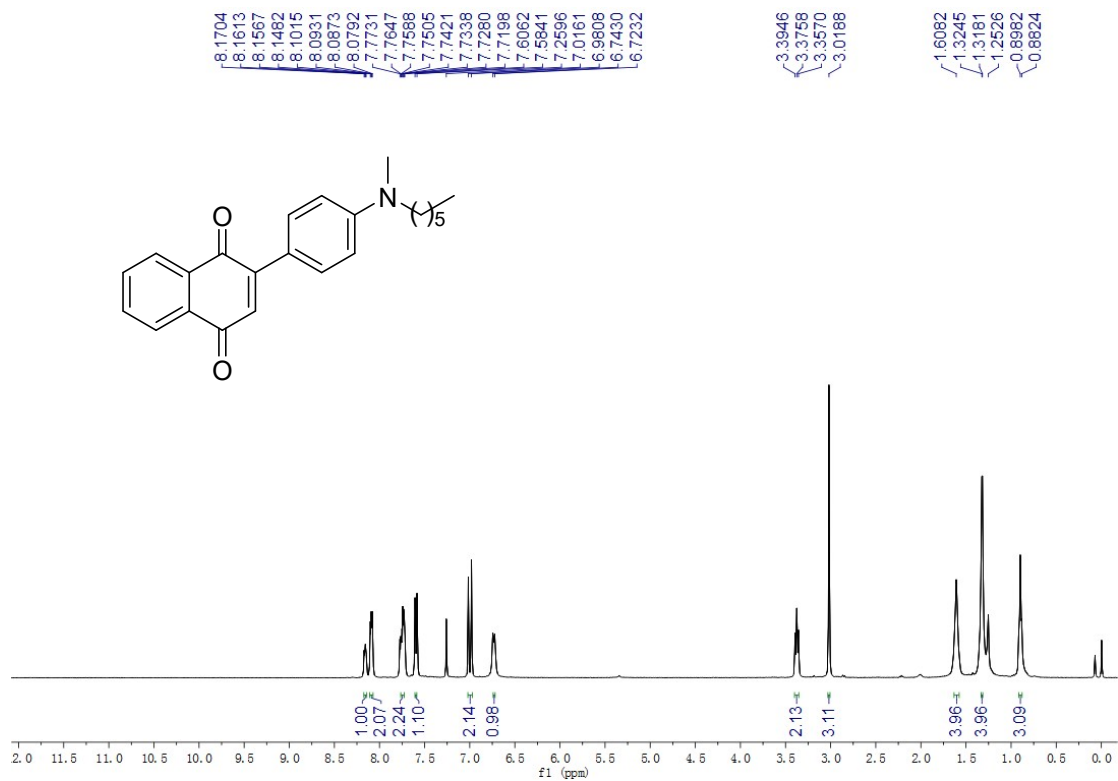
2-(4-(ethyl(methyl)amino)phenyl)naphthalene-1,4-dione (3e)



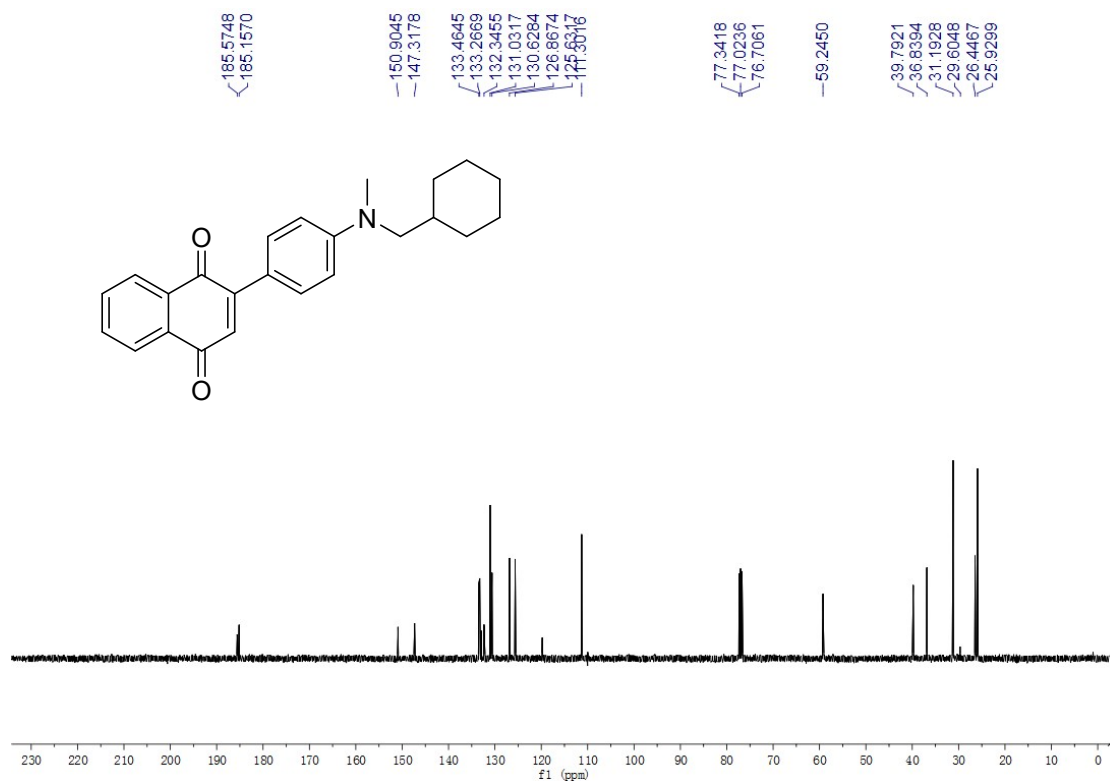
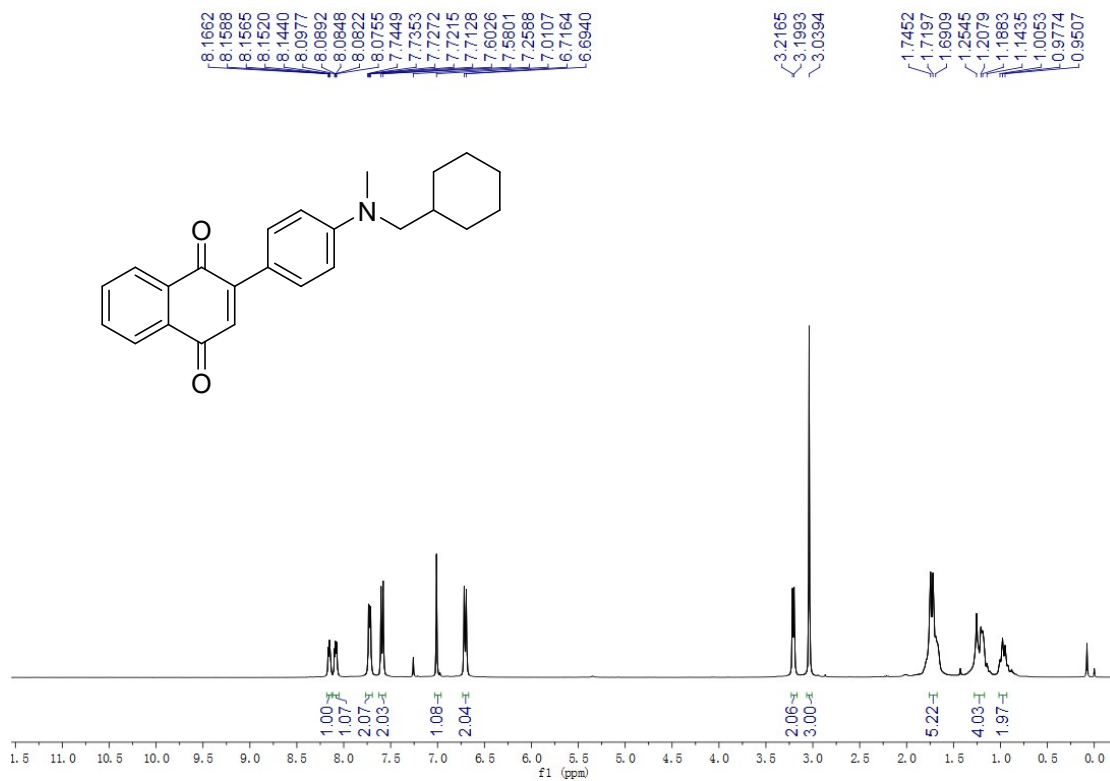
2-(4-(ethyl(methyl)amino)phenyl)naphthalene-1,4-dione (3f)



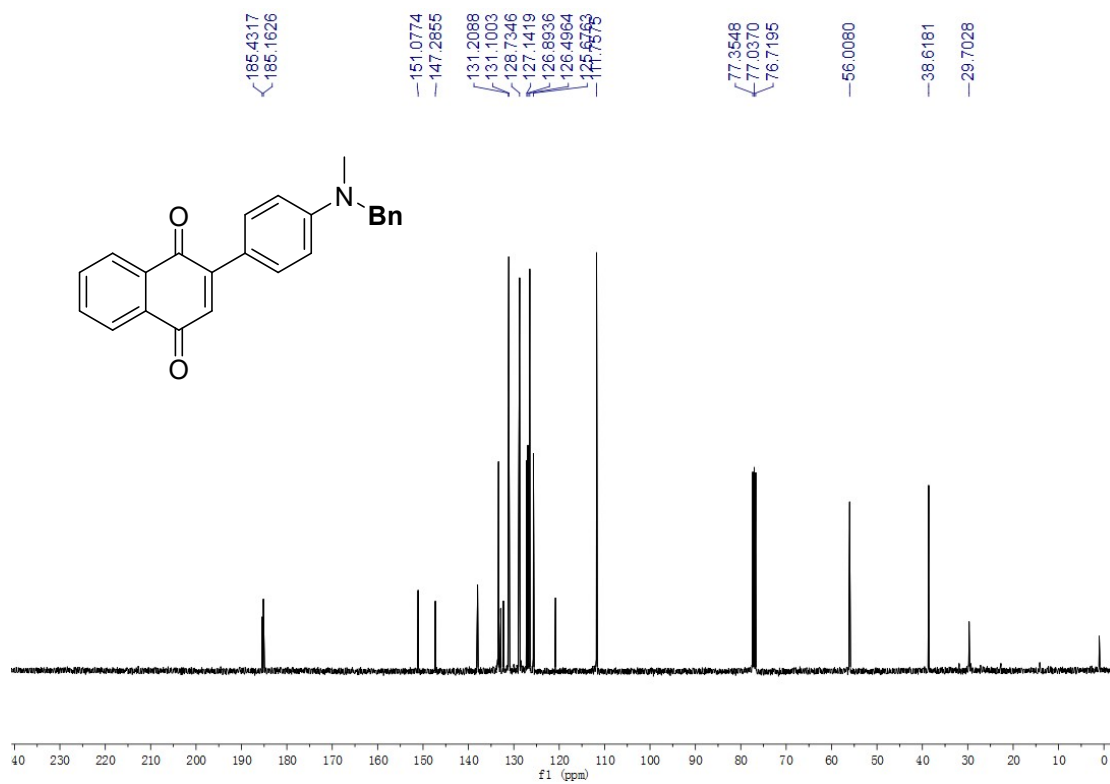
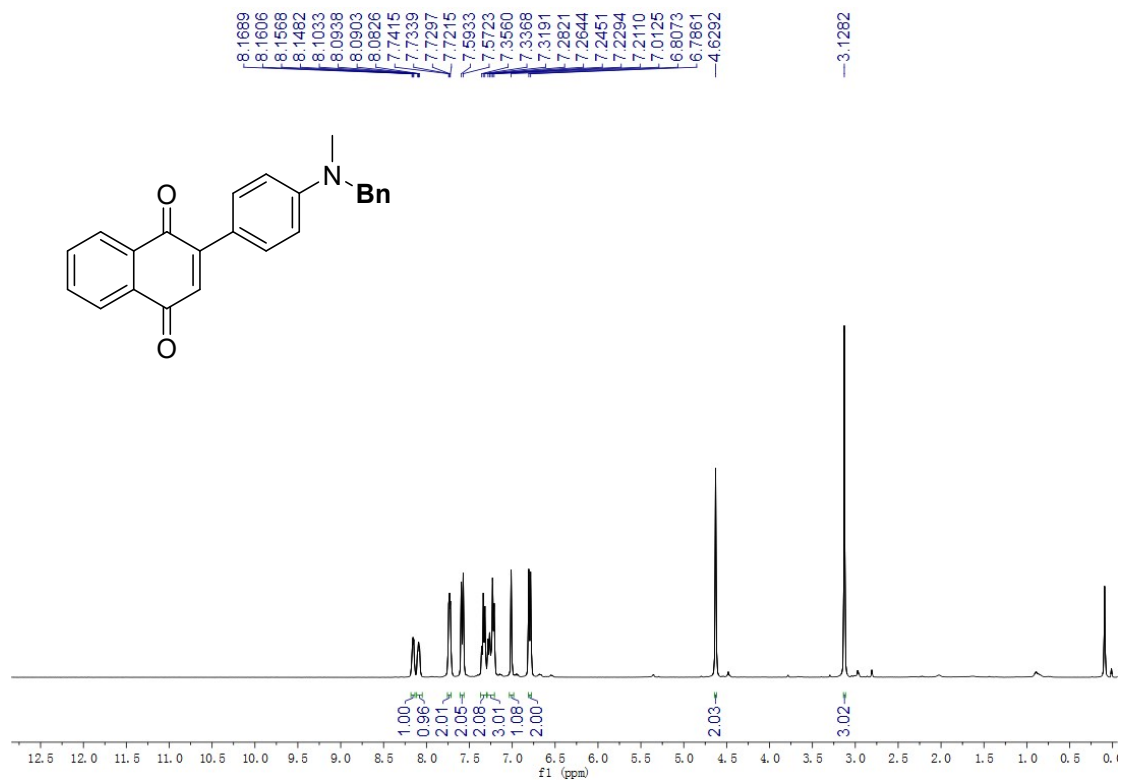
2-(4-(ethyl(methyl)amino)phenyl)naphthalene-1,4-dione (3g)



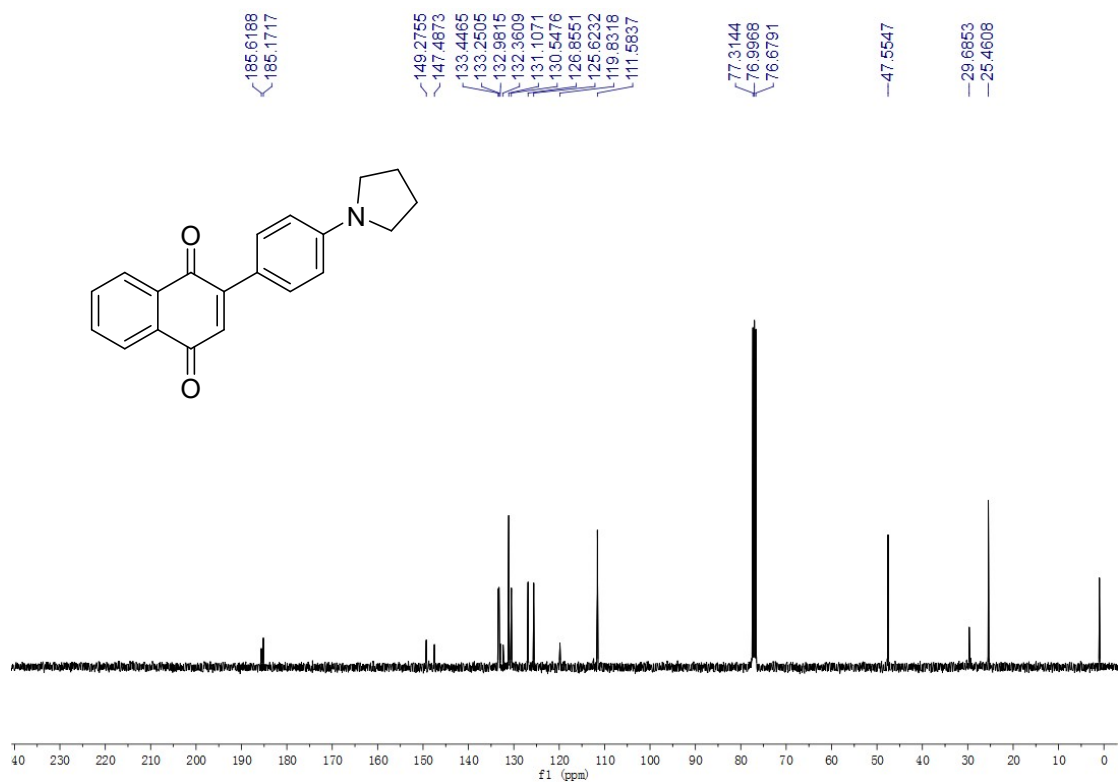
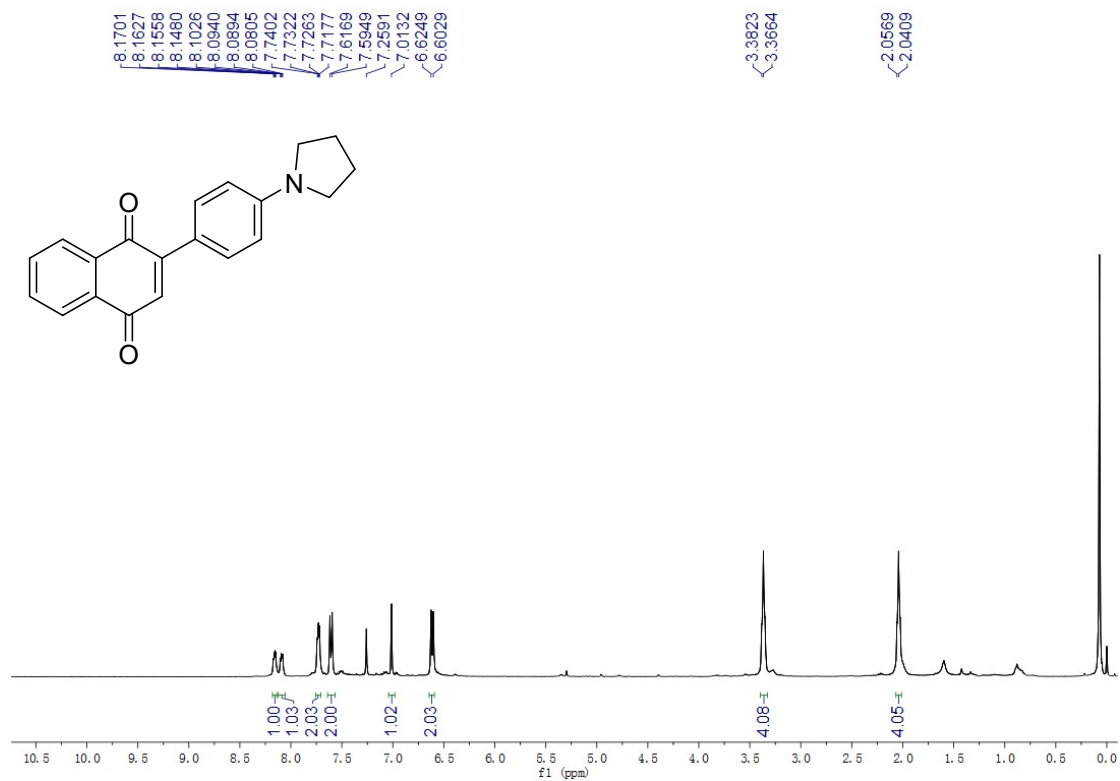
2-(4-((cyclohexylmethyl)(methyl)amino)phenyl)naphthalene-1,4-dione (3h)



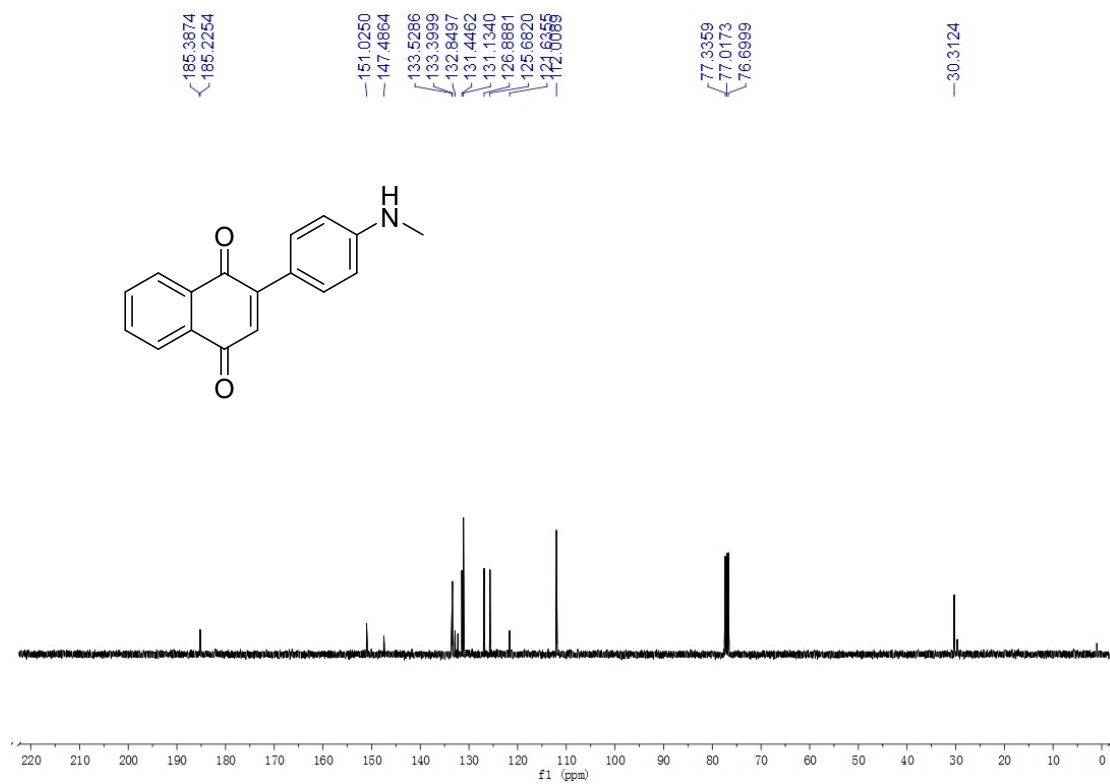
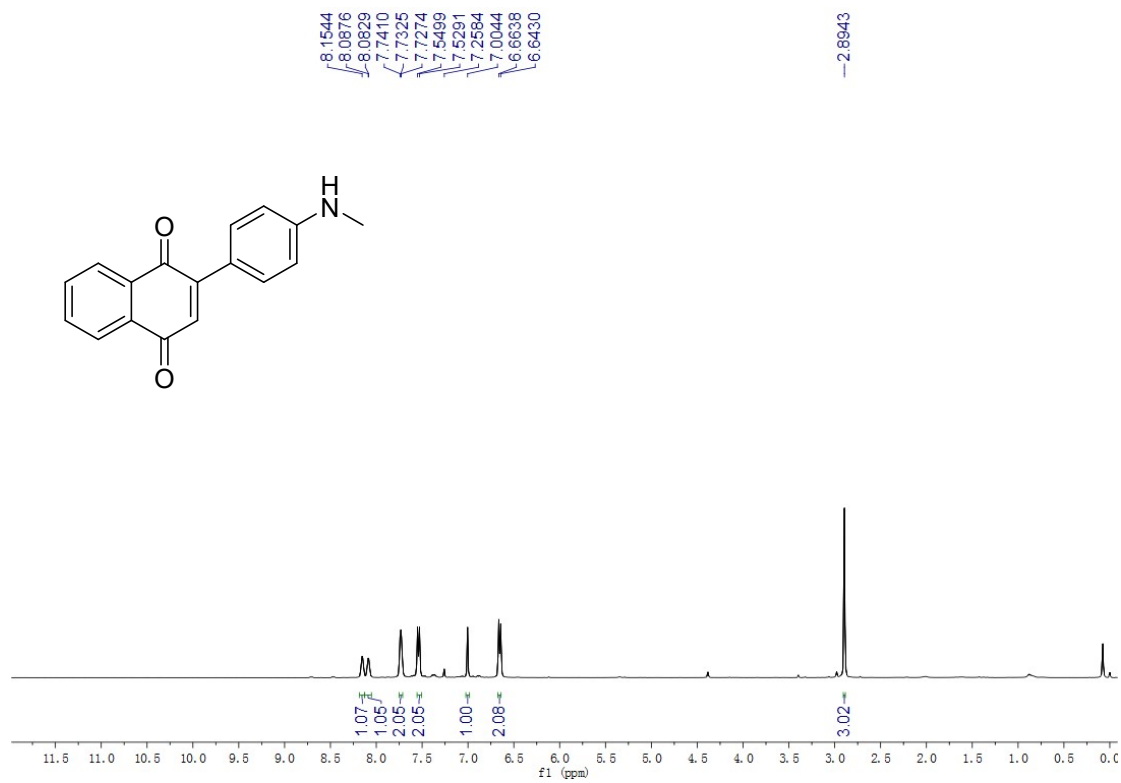
2-(4-(benzyl(methyl)amino)phenyl)naphthalene-1,4-dione (3i)



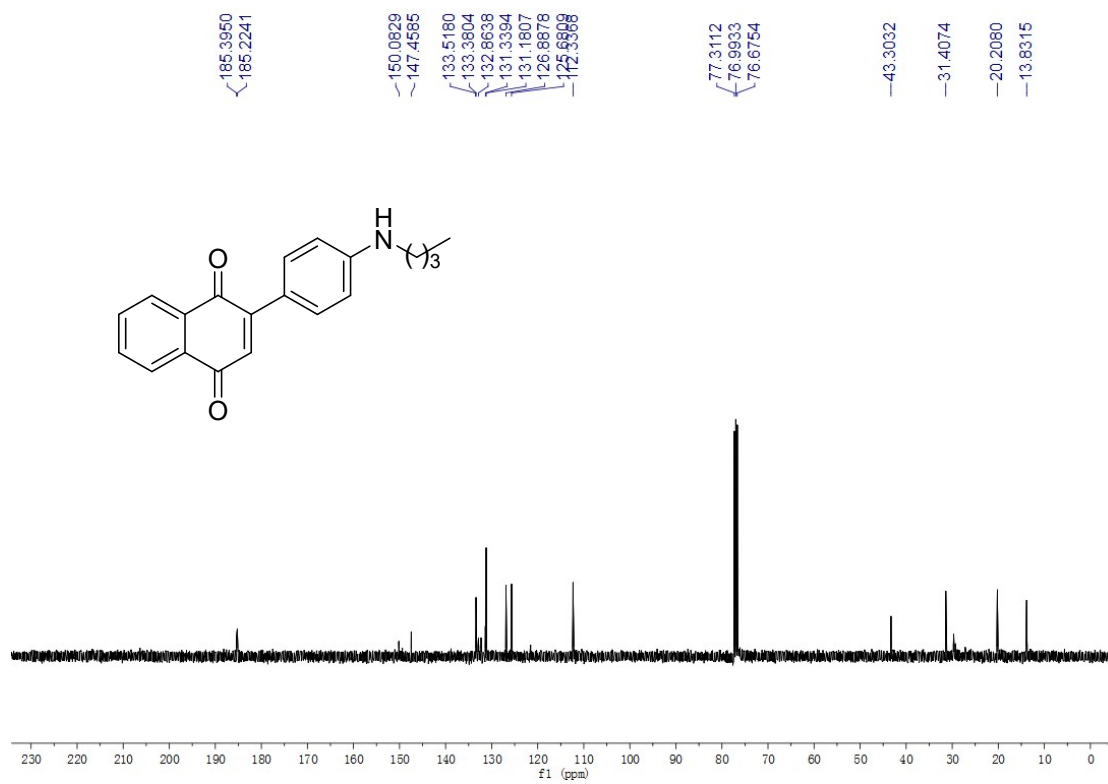
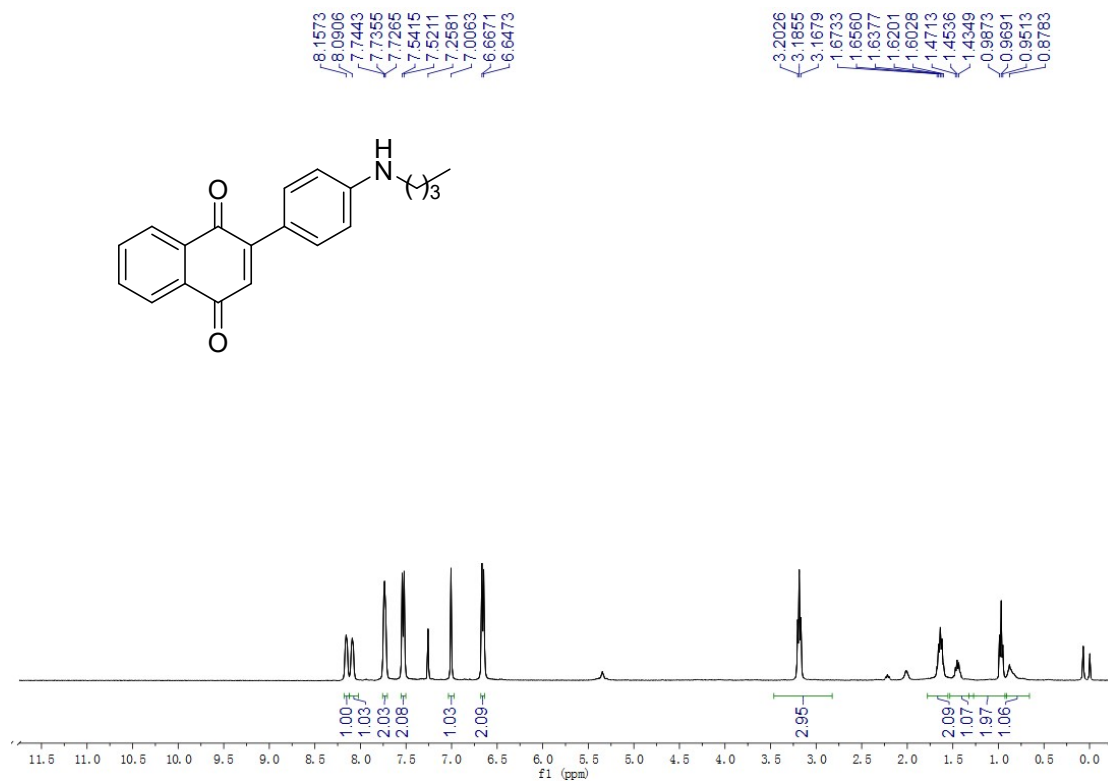
2-(4-(pyrrolidin-1-yl)phenyl)naphthalene-1,4-dione (3j)



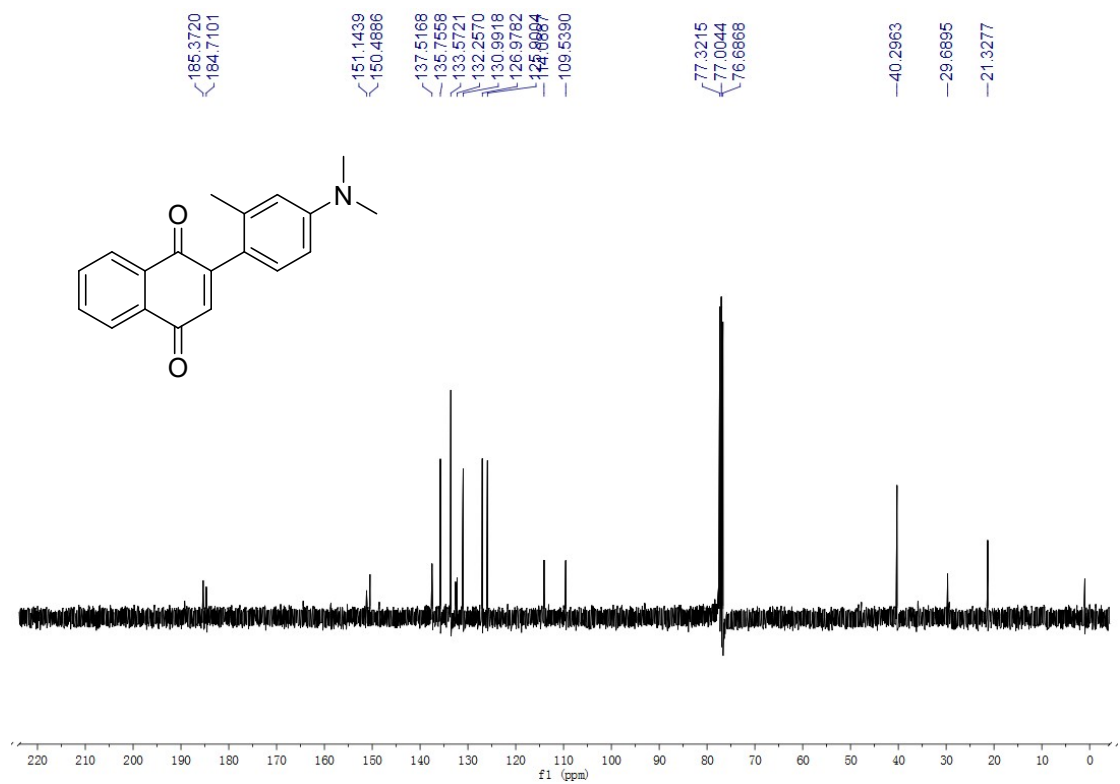
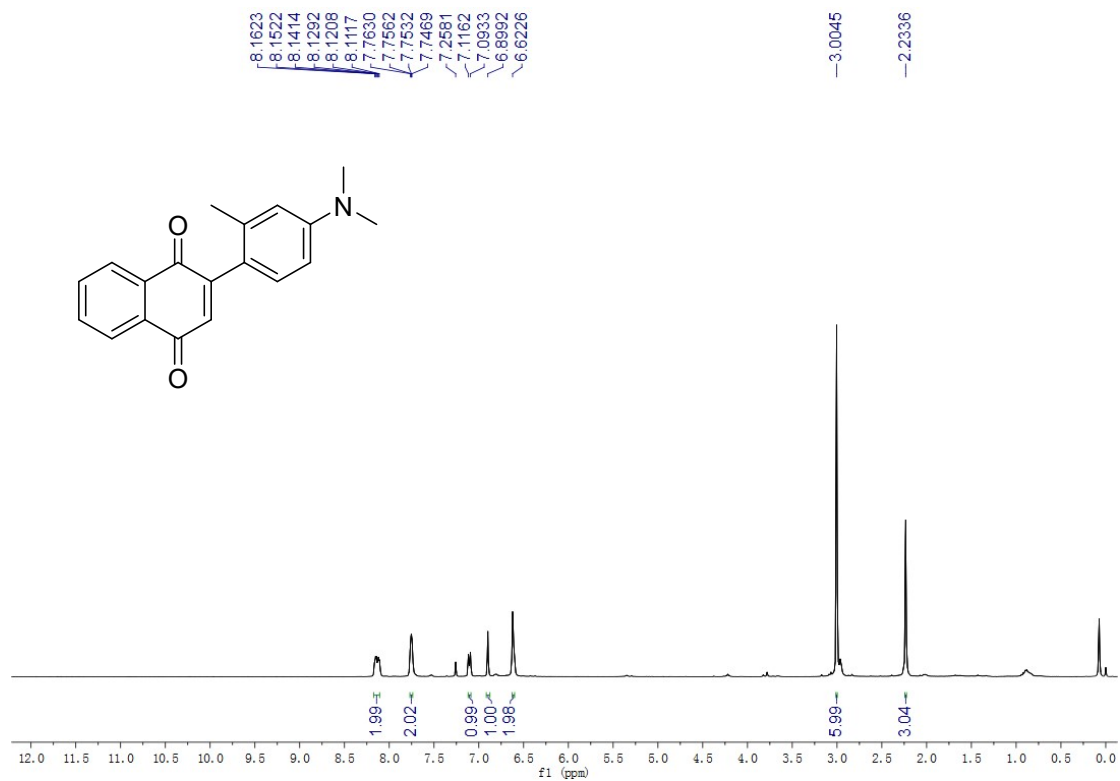
2-(4-(methylamino)phenyl)naphthalene-1,4-dione (3k)



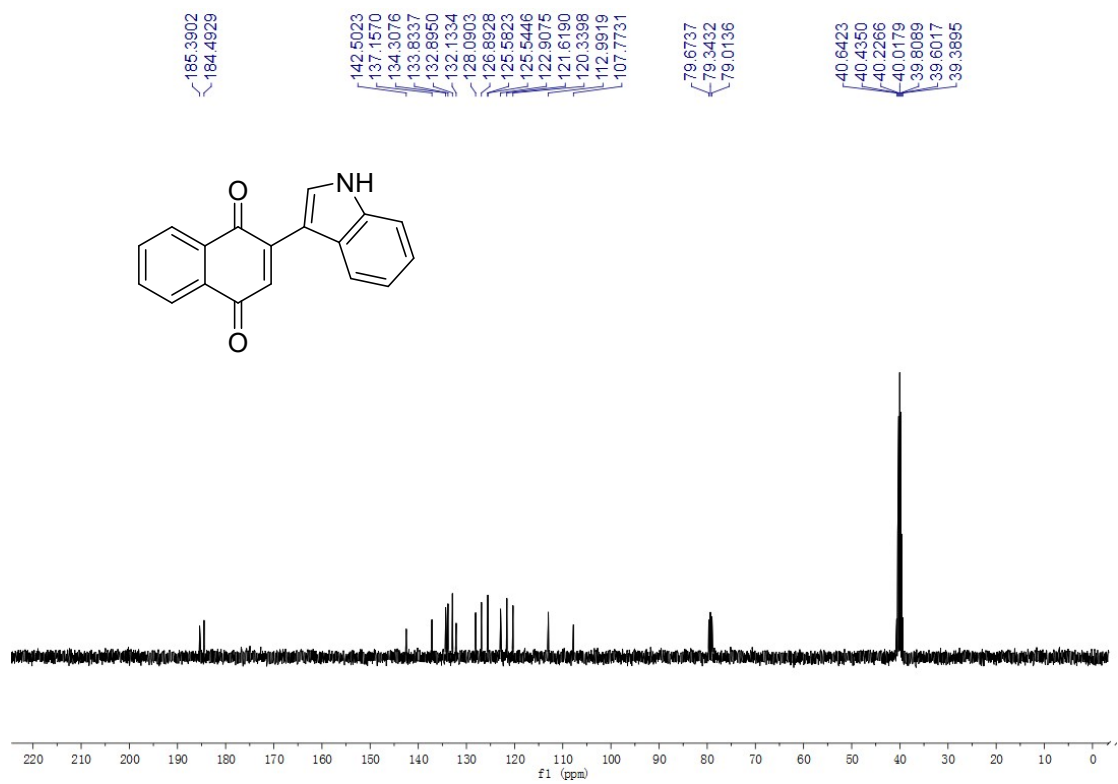
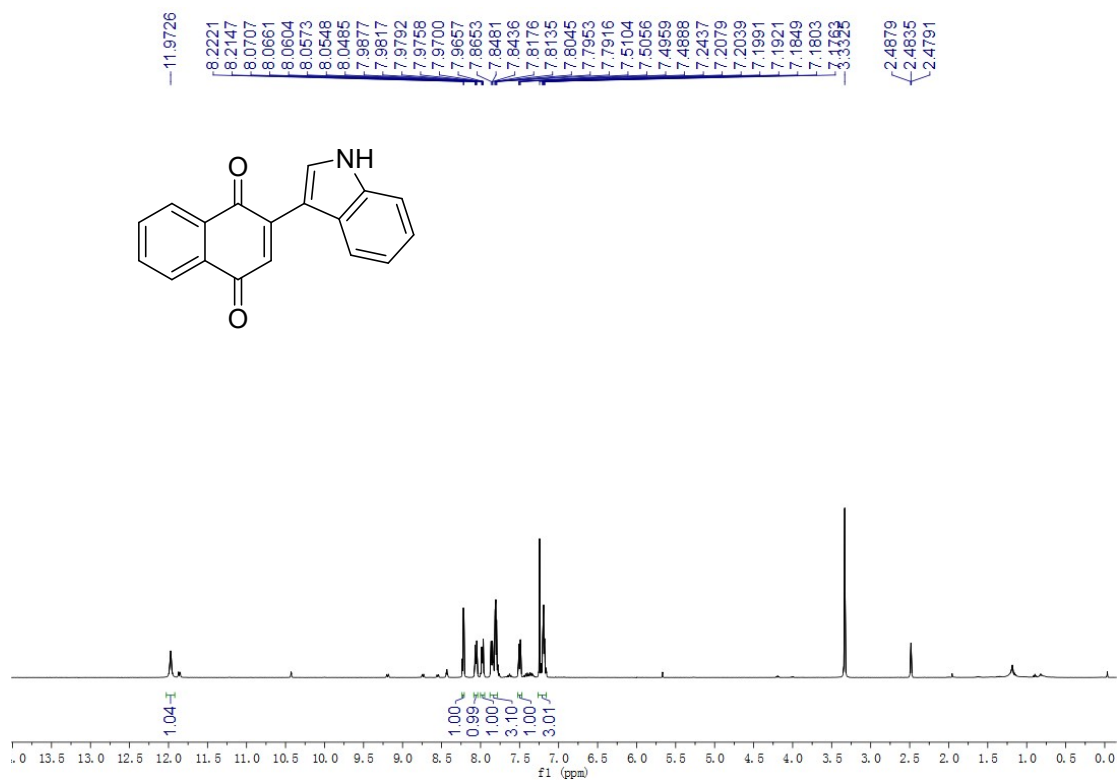
2-(4-(ethylamino)phenyl)naphthalene-1,4-dione (31)



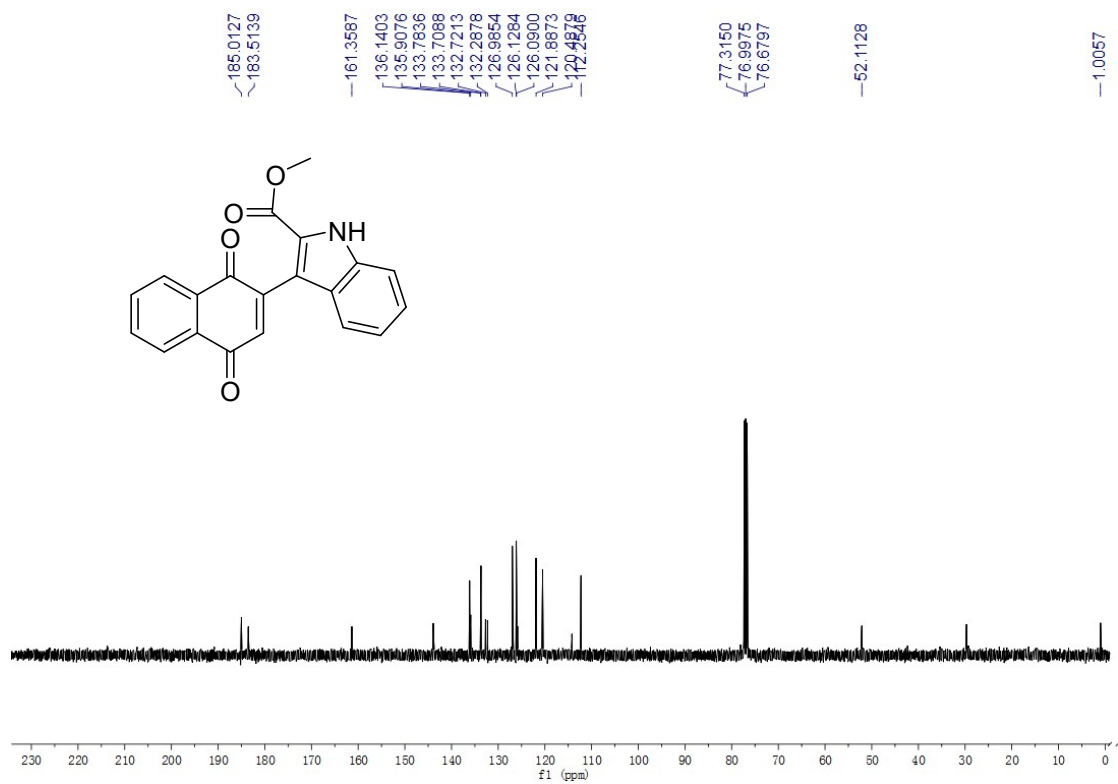
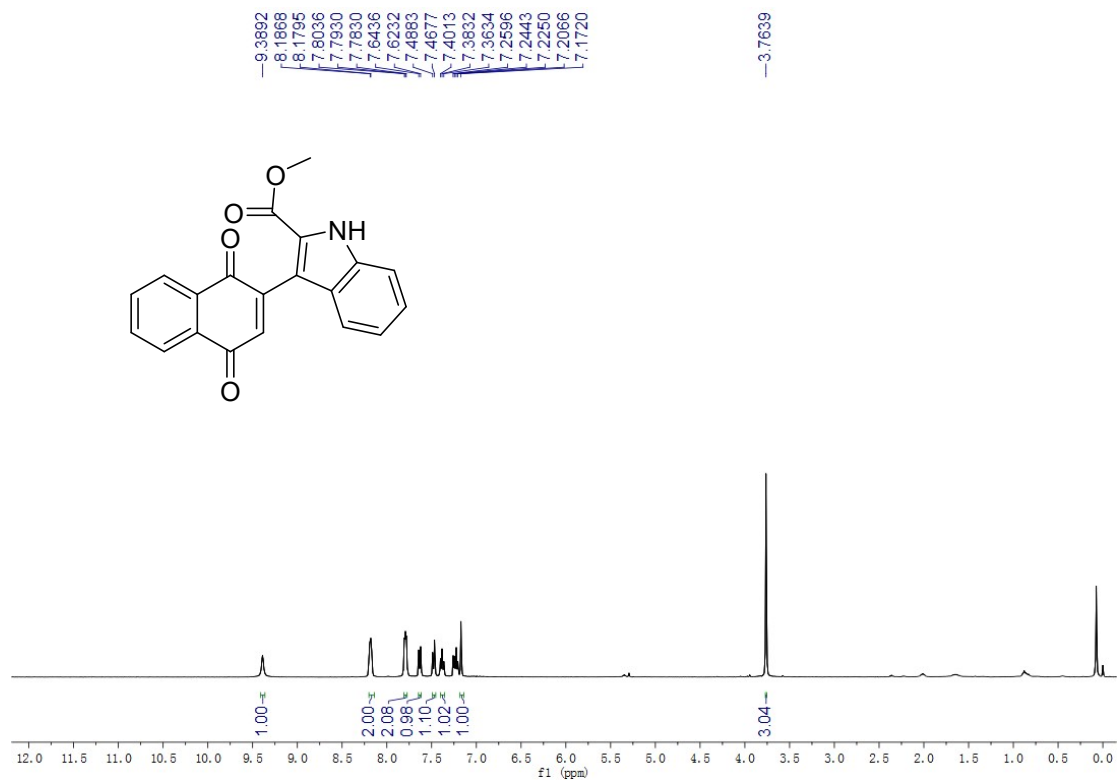
2-(4-(dimethylamino)-2-methylphenyl)naphthalene-1,4-dione (3m)



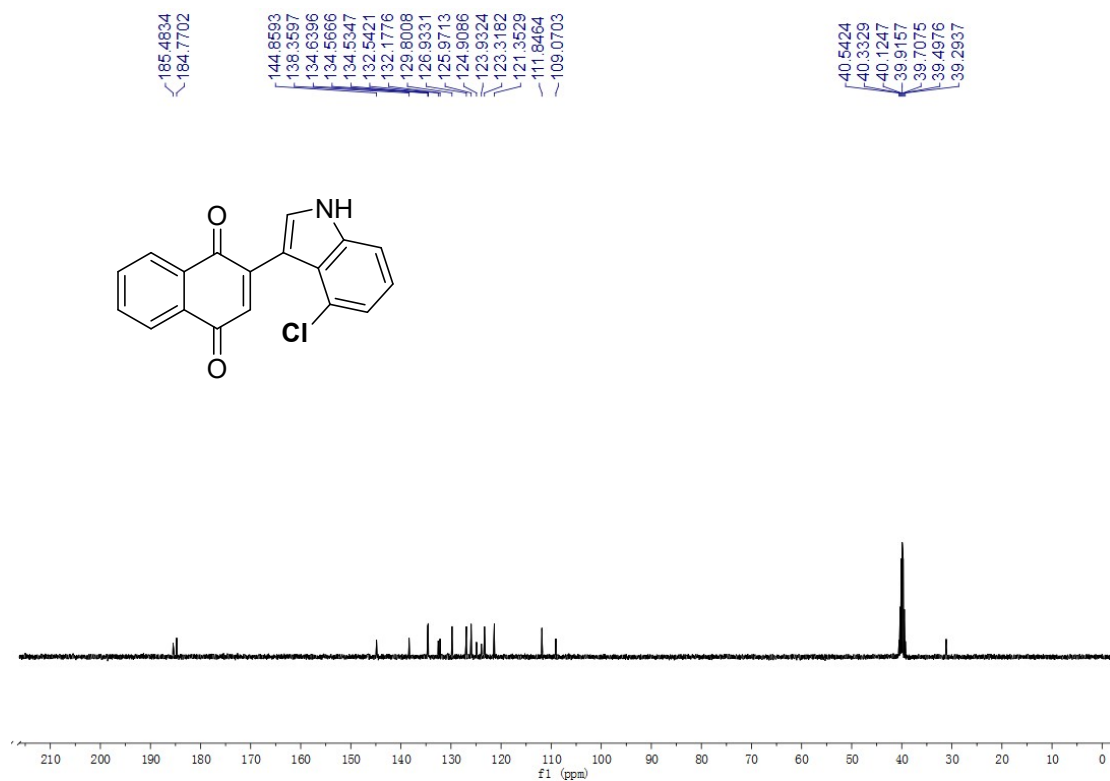
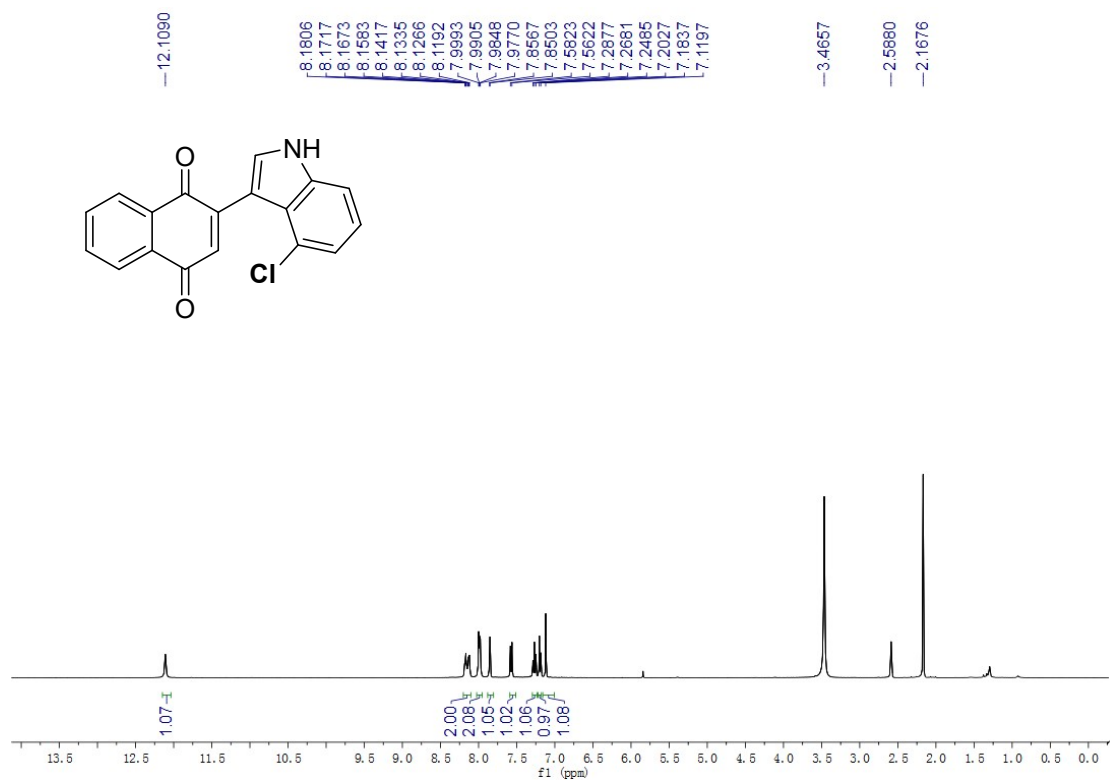
2-(1*H*-indol-3-yl)naphthalene-1,4-dione (3n)



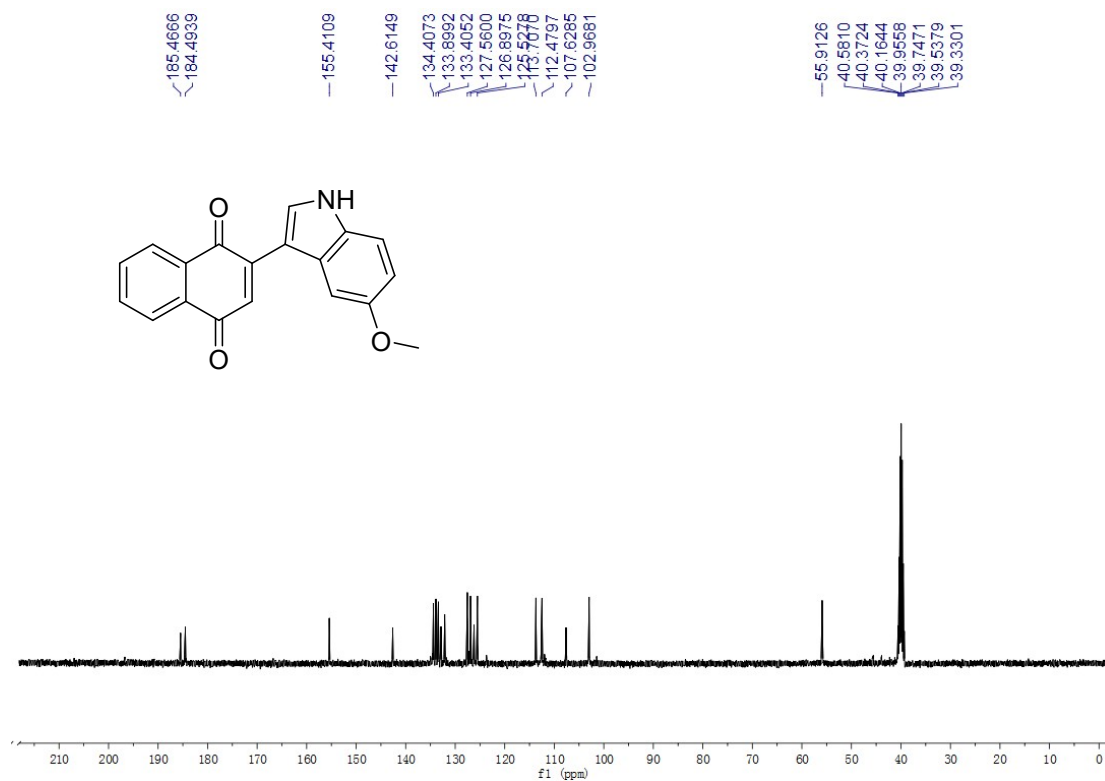
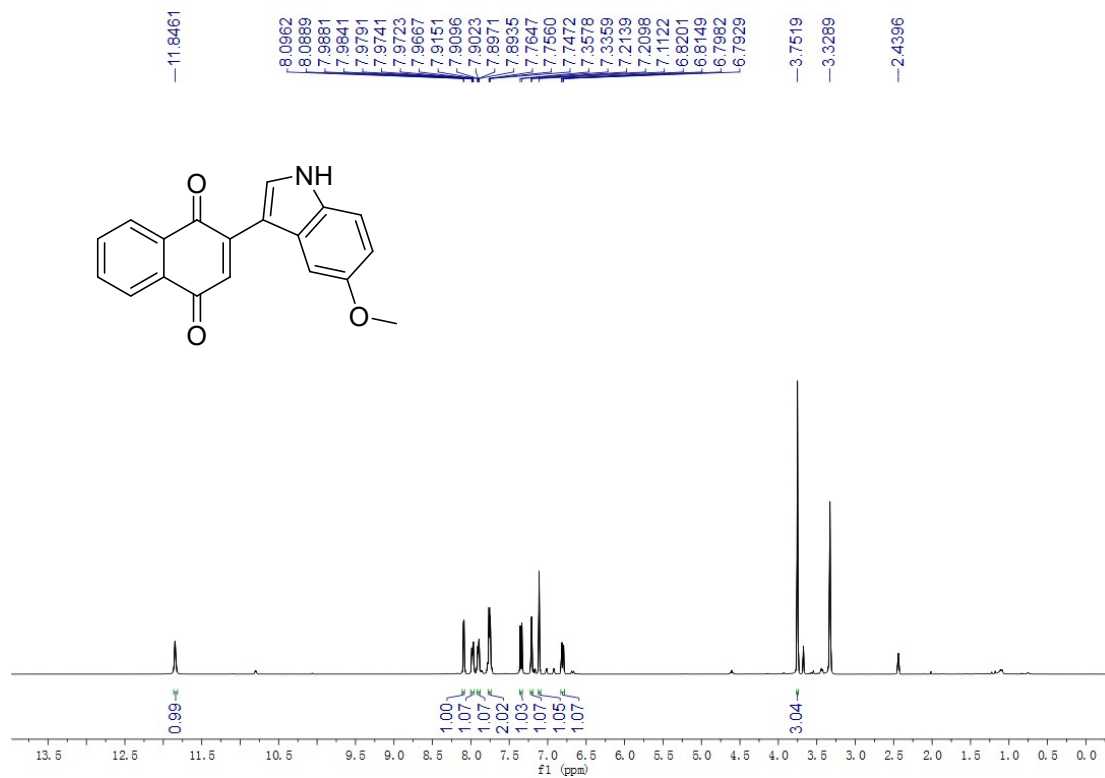
Methyl 3-(1,4-dioxo-1,4-dihydronaphthalen-2-yl)-1H-indole-2-carboxylate (3o)



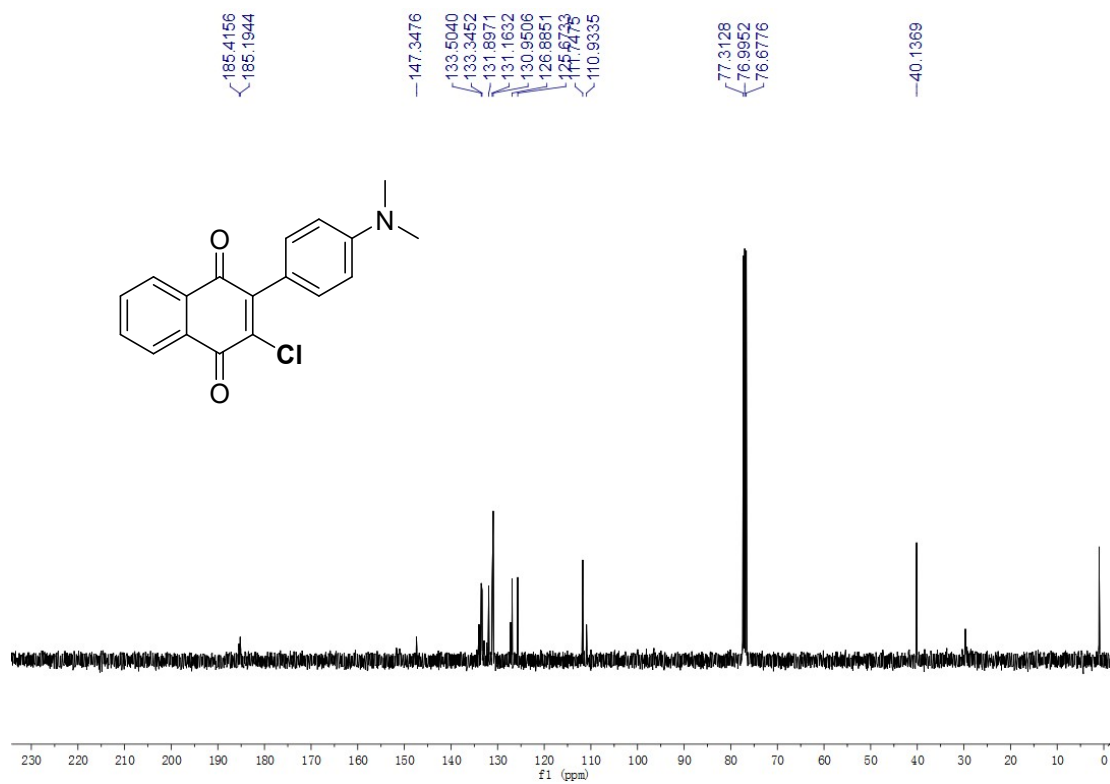
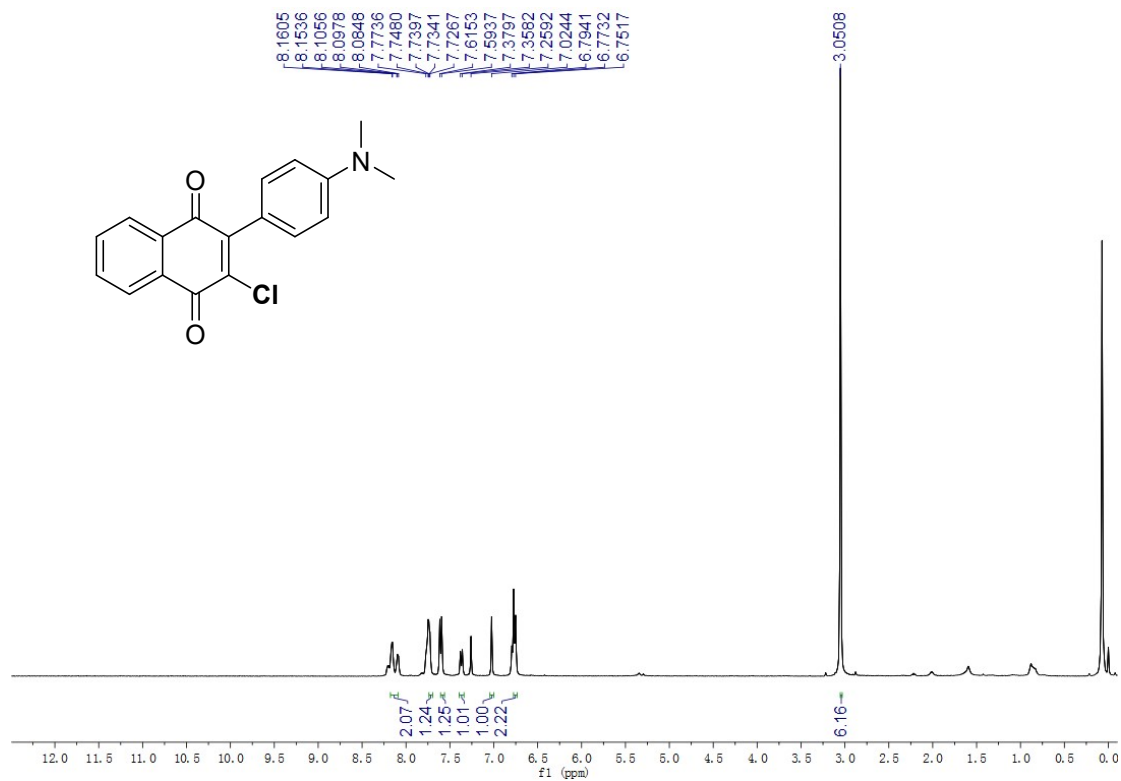
2-(4-chloro-1H-indol-3-yl)naphthalene-1,4-dione (3p)



2-(5-methoxy-1*H*-indol-3-yl)naphthalene-1,4-dione (3q)



2-chloro-3-(4-(dimethylamino)phenyl)naphthalene-1,4-dione (3r)



2-(4-(dimethylamino)phenyl)anthracene-1,4-dione (3s)

