

1 **Supplementary Material**

2

3 **Two-dimensional MXene enabled carbon quantum dots@Ag**
4 **with enhanced catalytic activity towards the reduction of *p*-**
5 **nitrophenol**

6 Yingxin Chen ^a, Chunli Yang ^a, Xiaotong Huang ^a, Na Yu ^a, Lu Li ^a, Huan Xie ^a, Zebin Zhu
7 ^a, Yong Yuan ^b, Lihua Zhou ^{a*}

8 ^aSchool of Biomedical and Pharmaceutical Sciences, Guangdong University of
9 Technology, Guangzhou, 510006, P.R. China.

10 ^b School of Environmental Science and Engineering, Guangdong University of
11 Technology, Guangzhou, 510006, P.R. China.

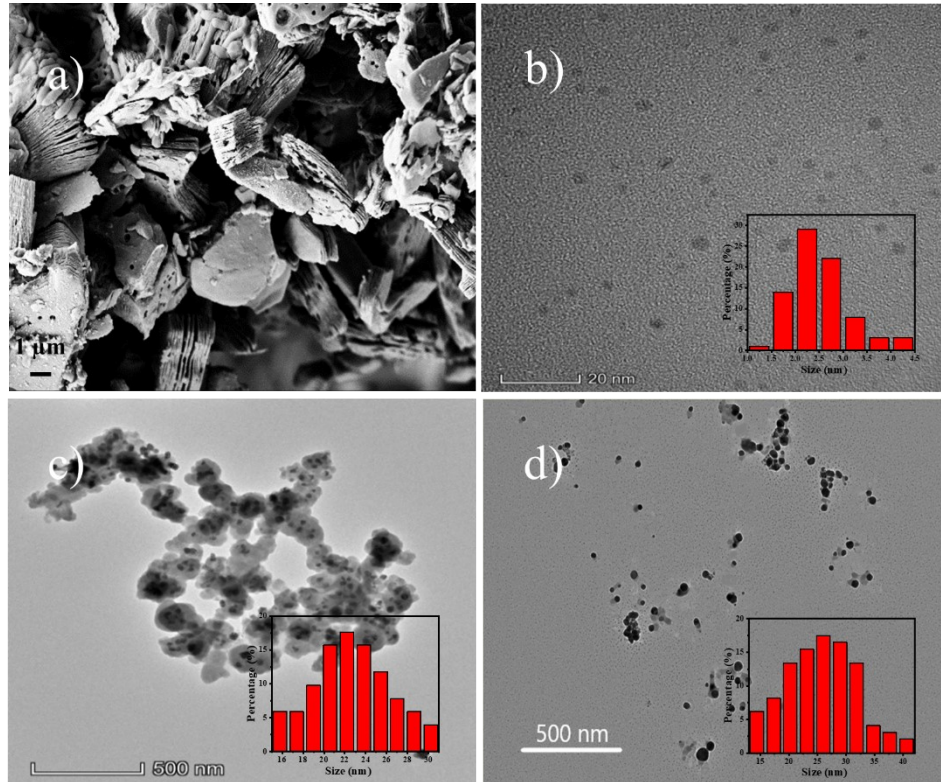
12

13 * Corresponding author:

14 E-mail: qhzhoulh@gdut.edu.cn (L. Zhou); Tel: +8620- 85827854

15

16

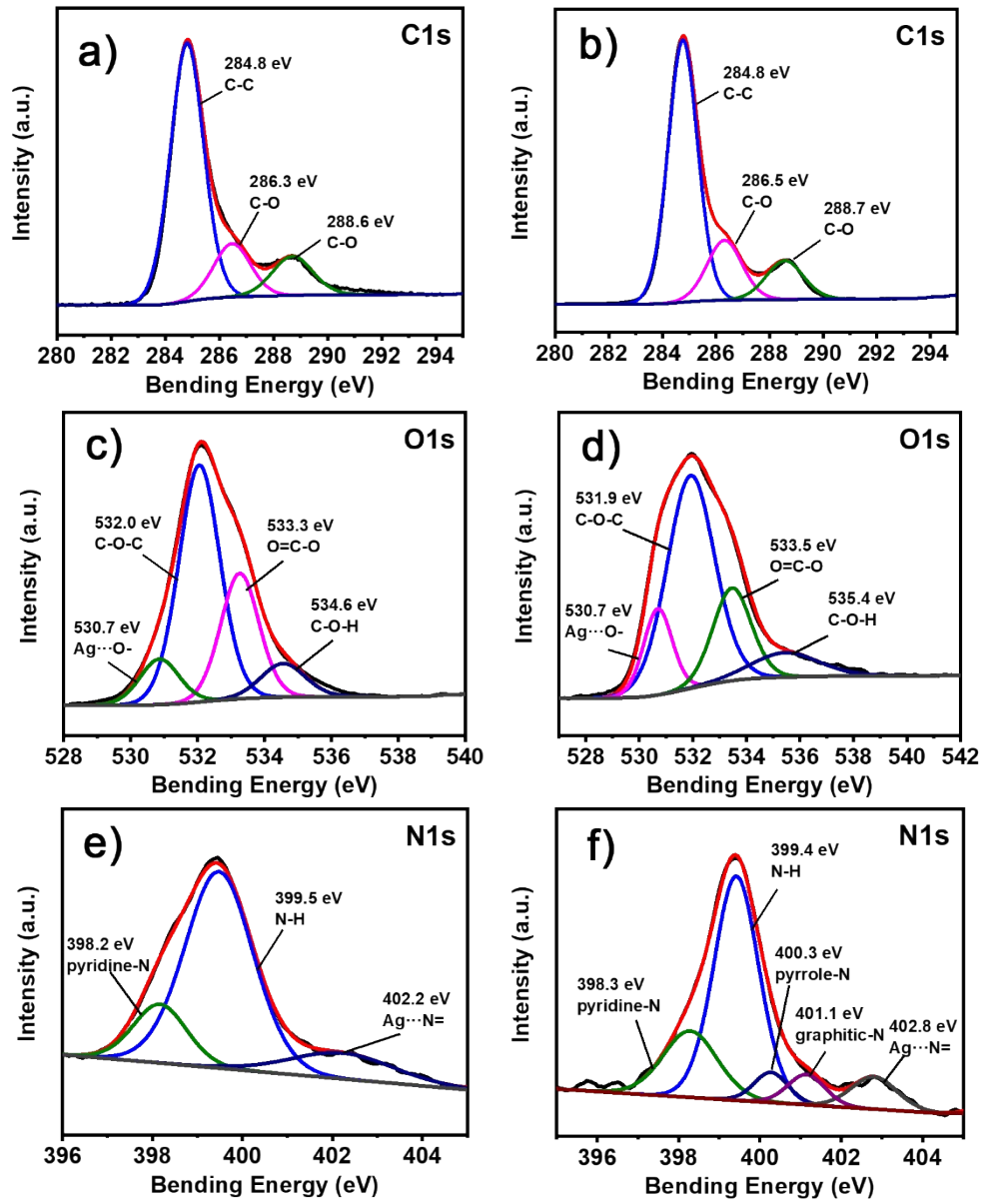


17

18 Fig. S1 (a) SEM image of MXene; TEM images of CQDs (b), CQD@Ag/MXene
 19 (c) and CQD@Ag (d), inset of (b), (c) and (d) are particle size distribution of CQDs,
 20 CQD@Ag/MXene and CQD@Ag, respectively.

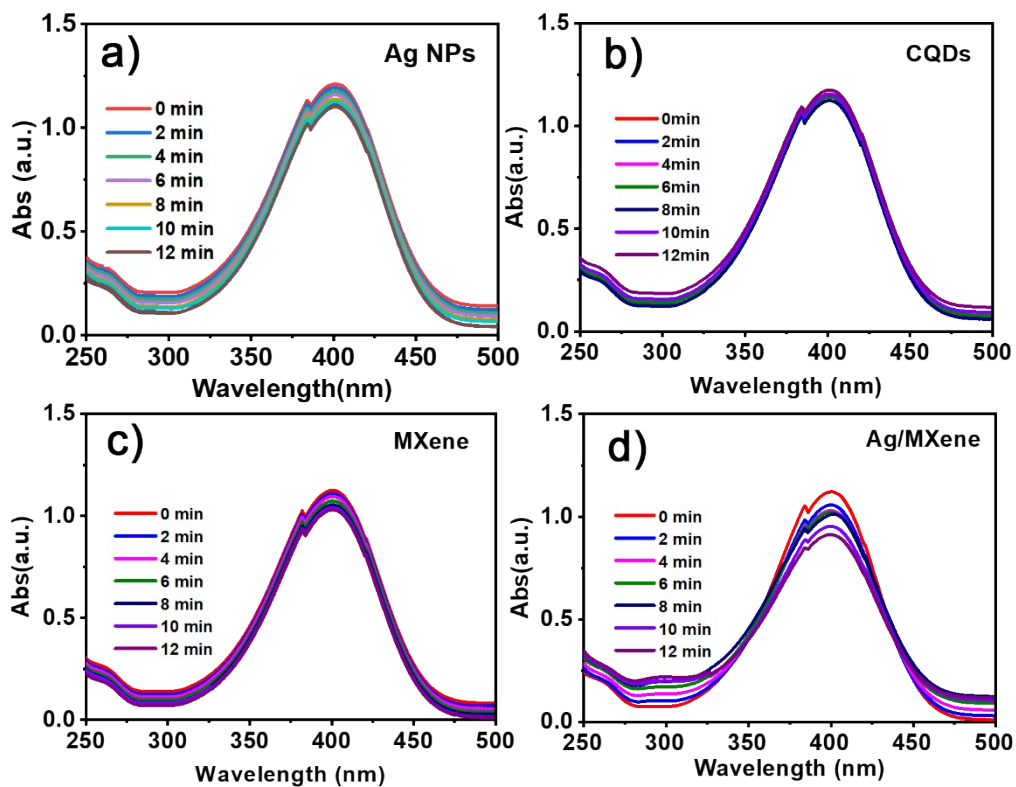
21

22



24 Fig. S2 High-resolution XPS spectra of (a) C1s, (c)O1s, (e)N1s of CQD@Ag, (b) C1s,

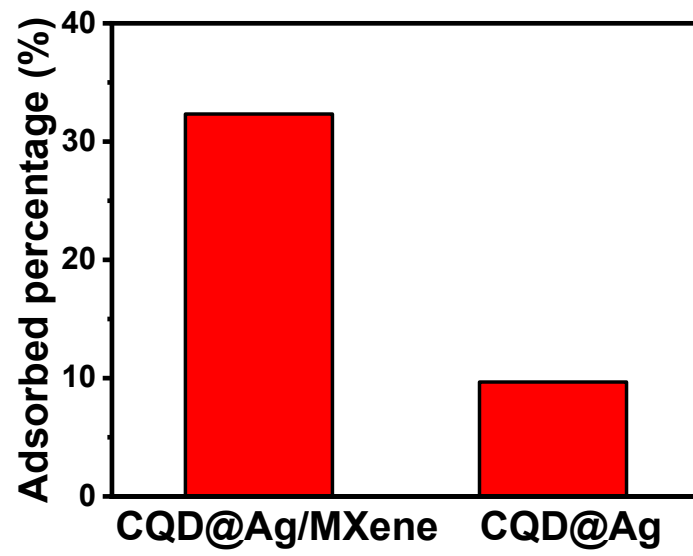
25 (d)O1s, (f)N1s of CQD@Ag/MXene.



27

28 Fig. S3 UV-vis absorption spectra during the catalytic reduction of PNP with (a) Ag

29 NPs, (b) CQDs, (c) MXene and (d) Ag/MXene.



31

32

Fig. S4 The adsorption of PNP by CQD@Ag/MXene and CQD@Ag

33