

Supplementary Materials for

Palladium-Catalyzed Asymmetric Allylic Alkylation (AAA) with Alkyl Sulfones as Nucleophiles

Barry M. Trost*, Zhiwei Jiao*, Hadi Gholami

Table of contents

I. General information-----	S2
II. Substrate scope of different sulfone donors-----	S3
III. Substrate scope of different allylic acceptors -----	S21
IV. Functional groups transformations-----	S40
V. Synthesis of the substrates -----	S43
VI. CIF check report of 3h -----	S52
VII. NMR charts-----	S55

I. General information

All experiments were performed under argon. To guarantee exclusion of air and moisture, all glassware was flame-dried under high vacuum and afterwards filled with argon. Tetrahydrofuran (THF) and toluene were refluxed and distilled over sodium/benzophenone. Anhydrous diethylether and anhydrous methanol were purchased from Acros Organics in AcroSeal bottles and were used as received. Chloroform-*d* was stored over potassium carbonate. If not stated otherwise, all starting materials were synthesized according to literature procedures or used in the form they were purchased commercially. The synthesized material was stored under argon at -10 °C until further use.

Proton nuclear magnetic resonance ($^1\text{H-NMR}$) spectra were recorded at 300 MHz using a Varian Inova 300 spectrometer, at 400 MHz using either a Varian 400 or Varian Mercury 400 spectrometer, at 500MHz using a Varian Inova 500 spectrometer, or at 600 MHz using a Varian Inova 600 spectrometer. All ^1H chemical shifts are reported in ppm relative to the residual solvent peak (7.26 ppm for CDCl_3 , 7.16 ppm for C_6D_6). Multiplets were assigned with the assistance of the multiplet tool in Mestrenova, and are abbreviated as follows: s = singlet, d = doublet, t = triplet, q = quartet, m = multiplet, b = broad, app. = apparent. Carbon nuclear magnetic resonance ($^{13}\text{C-NMR}$) spectra were recorded at 75 MHz using a Varian Inova 300 spectrometer, at 101 MHz using either a Varian 400 or Varian Mercury 400 spectrometer, or at 126 MHz using a Varian Inova 500 spectrometer. All ^{13}C chemical shifts are reported in ppm relative to the center of the residual solvent peak (77.16 ppm for CDCl_3).

Purification by flash column chromatography (FCC) was performed on silica gel (Fisher Scientific, 230–400 mesh, grade 60) using bulk solvent. Analytical thin layer chromatography (TLC) and preparative thin layer chromatography (PTLC) were performed on glass-backed silica-coated plates (Merck TLC Silicagel 60 F₂₅₄).

Visualization was done by UV light ($\lambda = 254 \text{ nm}$) and/or basic potassium permanganate (KMnO_4).

Infrared (IR) spectra were obtained using a Nicolet IR100 FT-IR spectrometer and were measured as thin films from CH_2Cl_2 on NaCl plates and all values are given as wavenumbers in cm^{-1} . Enantiomeric excess (ee) was determined by high performance liquid chromatography (HPLC) using an Agilent 1200 series HPLC system. Individual retention times and separation conditions are specified for the compounds analyzed by HPLC. High resolution mass spectrometry (HRMS) was performed at University of Illinois at Urbana-Champaign. Crystal structure determination was performed at University of Notre Dame.

II. Substrate scope of different sulfone donors

General procedure: A 5 mL vial was flame-dried with a magnetic stir bar inside, (*R, R, S, S, R, R*)-Cy-Tom ligand **L1** (8.4 mg, 6 mmol %.), $\text{CpPd}(\eta^3\text{-C}_3\text{H}_5)$ (2 mg, 5 mmol%), (phenylsulfonylmethyl)trimethylsilane **1a** (68 mg, 0.3 mmol) and 2-fluoro-2,3,4,5-tetrahydro-1,1'-biphenyl (35 mg, 0.2 mmol) were added and the system was placed under an atmosphere of argon. The system was then dissolved in dry *t*-BuOMe (0.5 mL) and stirred at RT for 10 min, and then the mixture was placed in an oil bath maintained at 50 °C for 6-12 h. The crude mixture was subjected to flash silica column chromatography (petroleum ether/EtOAc 80:20) to yield the compound (**3a**, 50 mg, 80% yield) as a white solid. The ee value of the pure compound is 94% which was determined by HPLC.

For the non-enantioselective transformations, the same conditions were applied with SPhos (**L6**, CAS: 657408-07-6) as the supporting ligand.

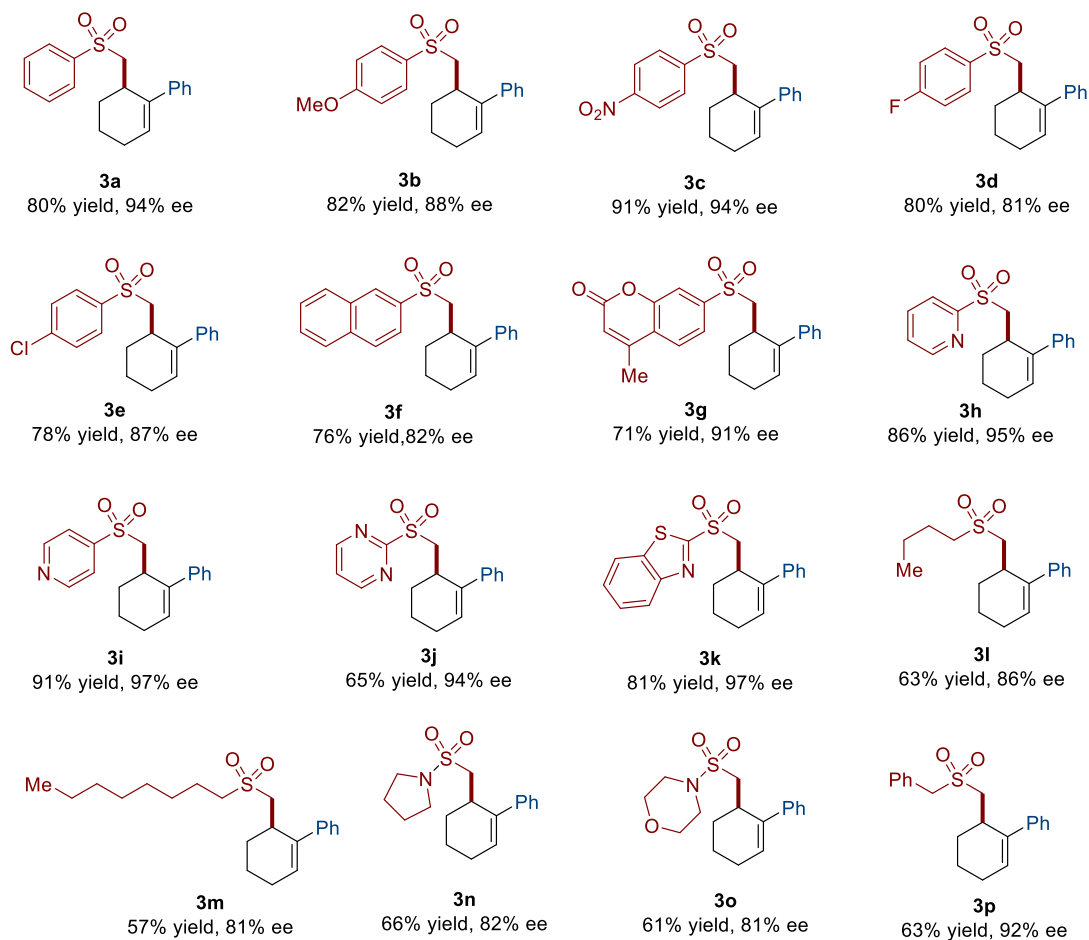
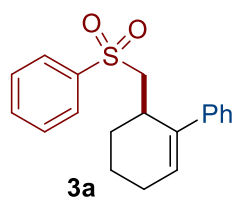


Figure S-1. Substrate scope of different sulfone donors



(R)-2-((Phenylsulfonyl)methyl)-2,3,4,5-tetrahydro-1,1'-biphenyl.

¹H-NMR (400 MHz, CDCl₃): δ 7.82-7.79 (m, 2H), 7.67-7.63 (m, 1H), 7.55-7.51 (m, 2H), 7.18-7.16 (m, 3H), 7.01-6.99 (m, 2H), 6.05-6.03 (m, 1H), 3.27-3.23 (m, 1H), 3.09 (dd, *J* = 16.0, 8.0 Hz, 1H), 2.97-2.93 (m, 1H), 2.30-2.24 (m, 1H), 2.19-2.15 (m, 2H), 1.94-1.86 (m, 1H), 1.74-1.69 (m, 1H), 1.63-1.55 (m, 1H).

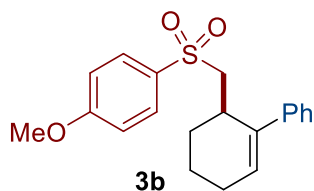
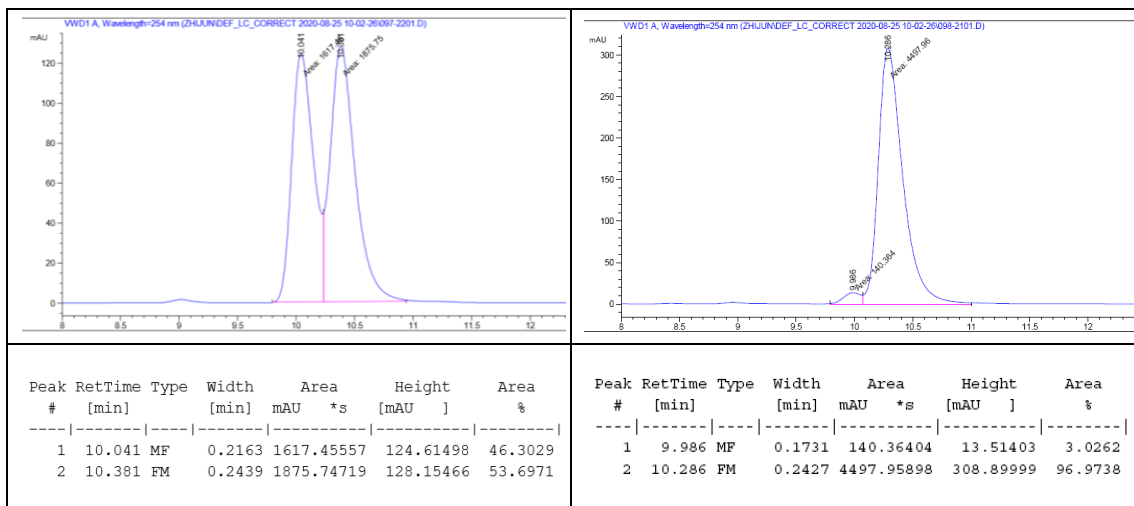
¹³C-NMR (101 MHz, CDCl₃): δ 140.2, 139.5, 138.0, 133.7, 129.4, 129.1, 128.6, 128.2, 127.2, 126.0, 58.1, 30.9, 26.7, 25.8, 17.7.

HRMS-ESI (M+Na)⁺: 335.1082, found: 335.1074.

IR (cm⁻¹): 1439, 1296, 1143, 1080, 806, 756, 737, 686.

[α]_D²³ = +88.6 (*c* = 5.3, CHCl₃).

Enantiomeric excess of the product (ee = 94%) was determined by high-performance liquid chromatography (HPLC) using a chiral stationary phase (IB column, flow rate = 0.8 mL min⁻¹, eluent: Hept/*i*-PrOH = 95:5, 254 nm absorbance), retention times: major enantiomer (*t*_R = 10.28 min), minor enantiomer (*t*_R = 9.99 min).



(R)-2-(((4-Methoxyphenyl)sulfonyl)methyl)-2,3,4,5-tetrahydro-1,1'-biphenyl.

The reaction was performed on 0.2 mmol scale, ((4-methoxyphenyl)sulfonyl)methyltrimethylsilane (77 mg, 0.3 mmol) and 2-fluoro-2,3,4,5-tetrahydro-1,1'-biphenyl (35 mg, 0.2 mmol) were used and **L1** (8.4 mg) was used as the supporting ligand. The product **3b** was obtained by flash silica column chromatography (petroleum ether/EtOAc 80:20) (56 mg, 82% yield) as a white solid.

¹H-NMR (400 MHz, CDCl₃): δ 7.72 (d, *J* = 8.0 Hz, 2H), 7.19-7.17 (m, 3H), 7.03-7.00 (m, 2H), 6.98 (d, *J* = 8.0 Hz, 2H), 6.03 (t, *J* = 4.0 Hz, 1H), 3.89 (s, 3H), 3.24-3.21 (m, 1H), 3.05 (dd, *J* = 16.0, 8.0 Hz, 1H), 2.92 (d, *J* = 16.0 Hz, 1H), 2.27-2.15 (m, 3H), 1.90-1.85 (m, 1H), 1.72-1.68 (m, 1H), 1.59-1.54 (m, 1H).

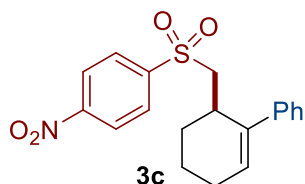
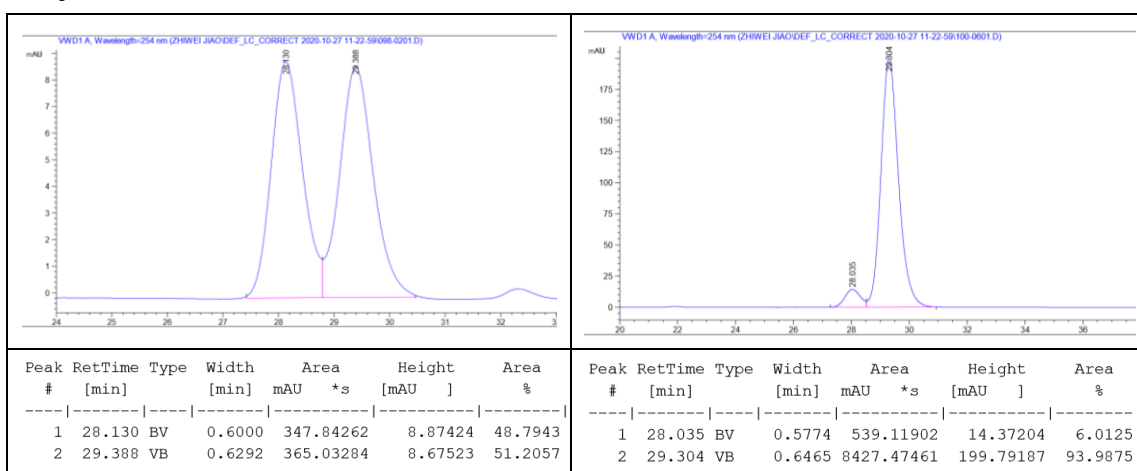
$^{13}\text{C-NMR}$ (101 MHz, CDCl_3): δ 163.7, 140.3, 138.17, 131.15, 130.3, 128.9, 128.6, 127.2, 126.1, 114.5, 58.4, 55.8, 31.0, 26.7, 25.9, 17.8.

HRMS-ESI ($\text{M}+\text{Na}$) $^+$: 365.1187, found: 365.1183.

IR (cm^{-1}): 1587, 1489, 1288, 1254, 1139, 1083, 756, 744, 695.

$[\alpha]_{\text{D}}^{23} = +94.6$ ($c = 5.1$, CHCl_3).

Enantiomeric excess ($ee = 88\%$) was determined by high-performance liquid chromatography (HPLC) using a chiral stationary phase (AD-H column, flow rate = 0.8 mL min^{-1} , eluent: Hept/*i*-PrOH = 95:5, 254 nm absorbance), retention times: major enantiomer ($t_{\text{R}} = 29.30\text{min}$), minor enantiomer ($t_{\text{R}} = 28.04 \text{ min}$).



(R)-2-(((4-Nitrophenyl)sulfonyl)methyl)-2,3,4,5-tetrahydro-1,1'-biphenyl.

The reaction was performed on 0.2 mmol scale, trimethyl(((4-nitrophenyl)sulfonyl)methyl)silane (82 mg, 0.3 mmol) and 2-fluoro-2,3,4,5-tetrahydro-1,1'-biphenyl (35 mg, 0.2 mmol) were used and **L1** (8.4 mg) was used as the supporting ligand. The product **3c** was obtained by flash silica column chromatography (petroleum ether/EtOAc 85:15) (65 mg, 91% yield) as a pale yellow solid.

$^1\text{H-NMR}$ (400 MHz, CDCl_3): δ 8.32 (d, $J = 8.0 \text{ Hz}$, 2H), 7.96 (d, $J = 8.0 \text{ Hz}$, 2H), 7.20-7.15 (m, 3H), 7.02-7.00 (m, 2H), 6.01 (t, $J = 4.0 \text{ Hz}$, 1H), 3.27-3.10 (m, 1H),

3.13 (dd, $J = 16.0, 8.0$ Hz, 1H), 2.98 (d, $J = 16.0$ Hz, 1H), 2.27-2.16 (m, 3H), 1.98-1.90 (m, 1H), 1.77-1.72 (m, 1H), 1.62-1.55 (m, 1H).

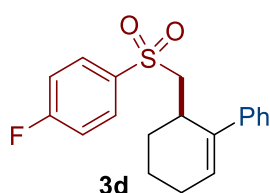
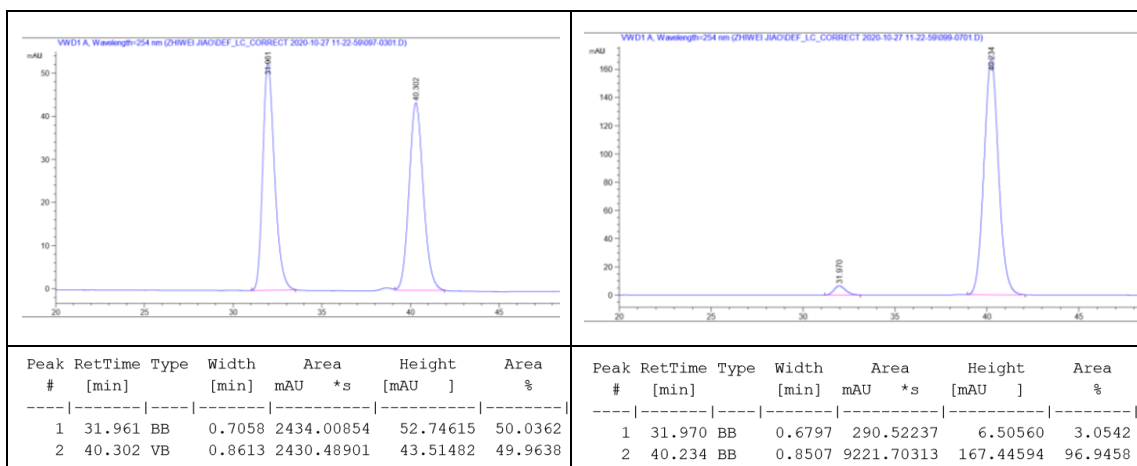
$^{13}\text{C-NMR}$ (101 MHz, CDCl_3): δ 150.8, 145.2, 140.2, 137.7, 129.52, 129.50, 128.6, 127.4, 126.2, 124.5, 58.1, 31.1, 26.9, 25.7, 17.6.

HRMS -ESI ($\text{M}+\text{Na}$) $^+$: 380.0932, found: 380.0927.

IR (cm^{-1}): 1629, 1603, 1526, 1342, 1302, 1143, 1079, 850, 754, 733, 692, 679.

$[\alpha]_{\text{D}}^{24} = +90.0$ ($c = 5.7, \text{CHCl}_3$).

Enantiomeric excess ($ee = 94\%$) was determined by high-performance liquid chromatography (HPLC) using a chiral stationary phase (AD-H column, flow rate = 0.8 mL min^{-1} , eluent: Hept/*i*-PrOH = 95:5, 254 nm absorbance), retention times: major enantiomer ($t_{\text{R}} = 40.23 \text{ min}$), minor enantiomer ($t_{\text{R}} = 31.97 \text{ min}$).



(*R*)-2-(((4-Fluorophenyl)sulfonyl)methyl)-2,3,4,5-tetrahydro-1,1'-biphenyl.

The reaction was performed on 0.2 mmol scale, (((4-fluorophenyl)sulfonyl)methyl)trimethylsilane (74 mg, 0.3 mmol) and 2-fluoro-2,3,4,5-tetrahydro-1,1'-biphenyl (35 mg, 0.2 mmol) were used and **L1** (8.3 mg) was used as the supporting ligand. The product **3c** was obtained by flash silica column chromatography (petroleum ether/EtOAc 85:15) (53 mg, 80% yield) as a white solid.

¹H-NMR (400 MHz, CDCl₃): δ 7.82-7.79 (m, 2H), 7.21-7.17 (m, 5H), 7.03-7.00 (m, 2H), 6.03 (t, *J* = 4.0 Hz, 1H), .25-3.22 (m, 1H), 3.07 (dd, *J* = 16.0, 8.0 Hz, 1H), 2.93 (d, *J* = 16.0 Hz, 1H), 2.28-2.22 (m, 1H), 2.19-2.16 (m, 2H), 1.94-1.87 (m, 1H), 1.75-1.68 (m, 1H), 1.61-1.54 (m, 1H).

¹⁹F NMR (376.6 MHz, CDCl₃): δ -104.15.

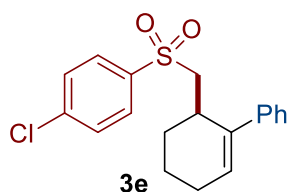
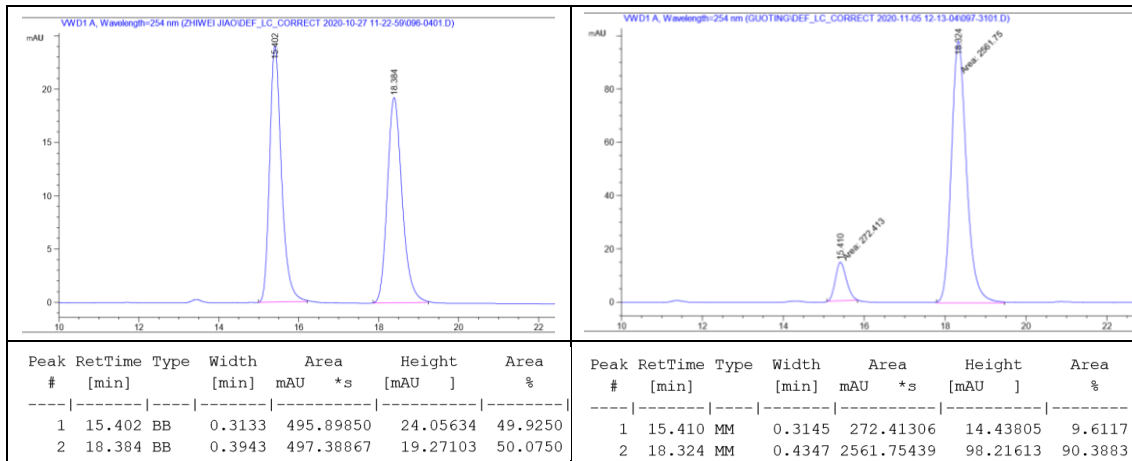
¹³C-NMR (101 MHz, CDCl₃): δ 165.9 (d, *J* = 256.5 Hz), 140.3, 138.1, 135.7 (d, *J* = 3.0 Hz), 131.0 (d, *J* = 9.1 Hz), 129.2, 128.6, 127.3, 126.1, 116.6 (d, *J* = 22.2 Hz), 58.3, 31.1, 26.8, 25.8, 17.7.

HRMS -ESI (M+Na)⁺: 353.0987, found: 353.0983.

IR (cm⁻¹): 1637, 1538, 1486, 1283, 1142, 833, 744, 695.

[α]_D²⁴ = +71.3 (*c* = 2.8, CHCl₃).

Enantiomeric excess (ee = 81%) was determined by high-performance liquid chromatography (HPLC) using a chiral stationary phase (AD-H column, flow rate = 0.8 mL min⁻¹, eluent: Hept/*i*-PrOH = 95:5, 254 nm absorbance), retention times: major enantiomer (*t*_R = 18.32 min), minor enantiomer (*t*_R = 15.41 min).



(R)-2-(((4-Chlorophenyl)sulfonyl)methyl)-2,3,4,5-tetrahydro-1,1'-biphenyl.

The reaction was performed on 0.2 mmol scale, (((4-chlorophenyl)sulfonyl)methyl)trimethylsilane (79 mg, 0.3 mmol) and

2-fluoro-2,3,4,5-tetrahydro-1,1'-biphenyl (35 mg, 0.2 mmol) were used and **L1** (8.3 mg) was used as the supporting ligand. The product **3e** was obtained by flash silica column chromatography (petroleum ether/EtOAc 85:15) (54 mg, 78% yield) as a colorless oil.

¹H-NMR (400 MHz, CDCl₃): δ 7.72 (d, *J* = 8.0 Hz, 2H), 7.48 (d, *J* = 8.0 Hz, 2H), 7.20-7.16 (m, 3H), 7.01-6.99 (m, 2H), 6.02 (t, *J* = 4.0 Hz, 1H), 3.22-3.21 (m, 1H), 3.07 (dd, *J* = 16.0, 8.0 Hz, 1H), 2.92 (d, *J* = 16.0 Hz 1H), 2.28-2.21 (m, 1H), 2.19-2.15 (m, 1H), 1.94-1.87 (m, 1H), 1.75-1.70 (m, 1H), 1.61-1.54 (m, 1H).

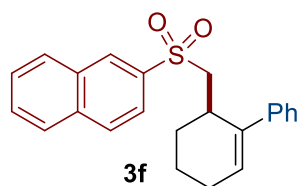
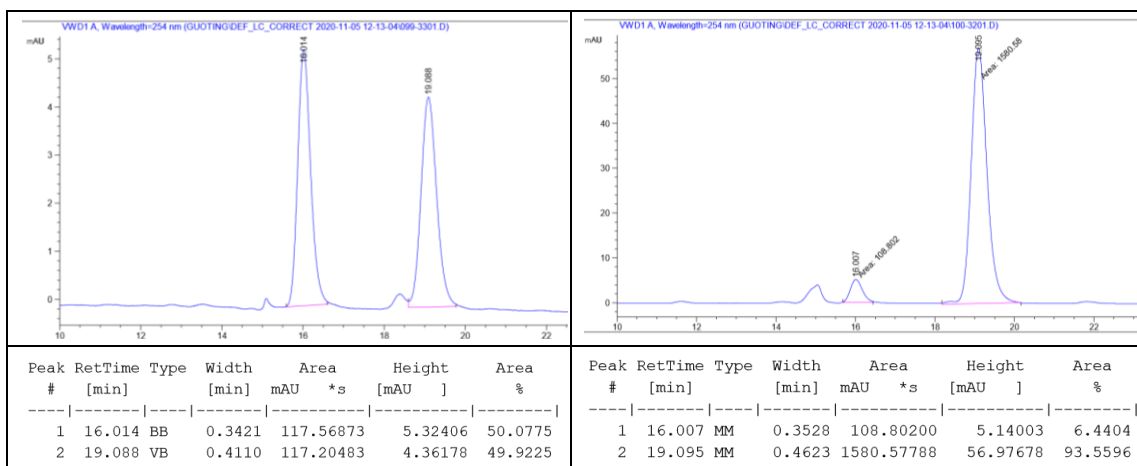
¹³C-NMR (101 MHz, CDCl₃): δ 140.5, 140.3, 138.0, 129.69, 129.66, 129.66, 129.2, 128.6, 127.3, 126.1, 58.2, 31.1, 26.8, 25.8, 17.7.

HRMS-ESI (M+Na)⁺: 369.0692, found: 369.0680.

IR (cm⁻¹): 1581, 1475, 1395, 1311, 1278, 1, 1088, 1013, 810, 758, 735, 698, 624.

[α]_D²⁴ = +163.8 (*c* = 3.0, CHCl₃).

Enantiomeric excess (ee = 87%) was determined by high-performance liquid chromatography (HPLC) using a chiral stationary phase (AD-H column, flow rate = 0.8 mL min⁻¹, eluent: Hept/*i*-PrOH = 95:5, 254 nm absorbance), retention times: major enantiomer (*t*_R = 19.10 min), minor enantiomer (*t*_R = 16.01 min).



(*R*)-2-(((2,3,4,5-Tetrahydro-[1,1'-biphenyl]-2-yl)methyl)sulfonyl)naphthalene

The reaction was performed on 0.2 mmol scale, trimethyl((naphthalen-2-ylsulfonyl)methyl)silane (84 mg, 0.3 mmol) and 2-fluoro-2,3,4,5-tetrahydro-1,1'-biphenyl (35 mg, 0.2 mmol) were used and **L1** (8.4 mg) was used as the supporting ligand. The product **3f** was obtained by flash silica column chromatography (petroleum ether/EtOAc 85:15) (55 mg, 76% yield) as a white solid.

¹H-NMR (400 MHz, CDCl₃): δ 8.40 (s, 1H), 7.97-7.94 (m, 3H), 7.75-7.64 (m, 3H), 7.09 (t, *J* = 8.0 Hz, 1H), 6.99 (t, *J* = 8.0 Hz, 2H), 6.92-6.90 (m, 2H), 6.01 (t, *J* = 4.0 Hz, 1H), 3.28-3.25 (m, 1H), 3.15 (dd, *J* = 16.0, 12.0 Hz, 1H), 3.03 (d, *J* = 16.0 Hz, 1H), 2.34-2.28 (m, 1H), 2.18-2.15 (m, 1H), 1.97-1.88 (m, 1H), 1.75-1.69 (m, 1H), 1.63-1.59 (m, 1H).

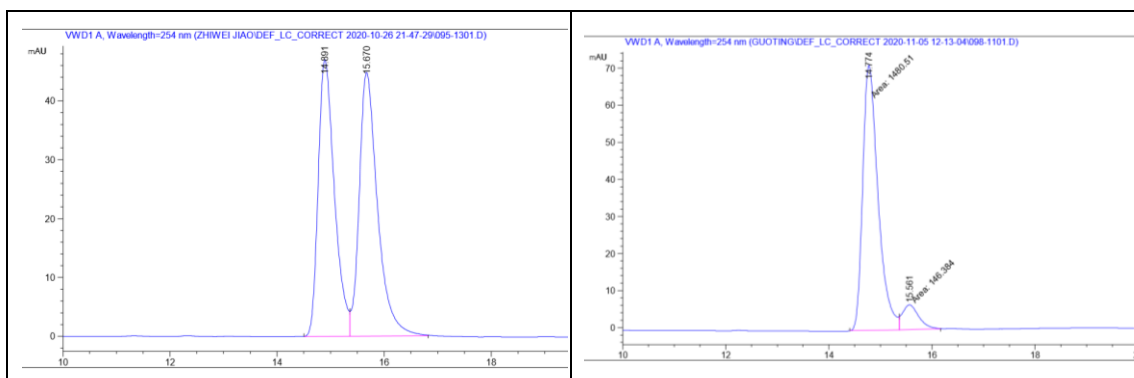
¹³C-NMR (101 MHz, CDCl₃): δ 140.2, 138.1, 136.3, 135.4, 132.3, 129.9, 129.64, 129.58, 129.4, 129.0, 128.5, 128.1, 127.8, 127.1, 126.0, 122.9, 58.2, 31.1, 26.8, 25.9, 17.8.

HRMS -ESI (M+Na)⁺: 385.1238, found: 385.1235.

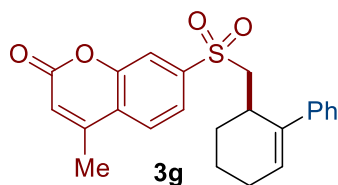
IR (cm⁻¹): 1447, 1346, 1304, 1268, 1242, 1189, 1148, 1125, 1072, 908, 870, 818, 754, 698, 658, 614.

$[\alpha]_D^{24} = +97.6$ (*c* = 3.4, CHCl₃).

Enantiomeric excess (ee = 82%) was determined by high-performance liquid chromatography (HPLC) using a chiral stationary phase (IB column, flow rate = 0.6 mL min⁻¹, eluent: Hept/*i*-PrOH = 95:5, 254 nm absorbance), retention times: major enantiomer (*t*_R = 15.56 min), minor enantiomer (*t*_R = 14.77 min).



Peak #	RetTime [min]	Type	Width [min]	Area mAU	Area *s	Height [mAU]	Area %	Peak #	RetTime [min]	Type	Width [min]	Area mAU	Area *s	Height [mAU]	Area %
1	14.037	BB	0.4031	2894.45313	108.97269	50.8622		1	14.774	MF	0.3450	1480.51392	71.51909	91.0023	
2	27.289	BB	0.9670	2796.32397	42.66730	49.1378		2	15.561	FM	0.3657	146.38376	6.67154	8.9977	



(*R*)-4-Methyl-7-(((2,3,4,5-tetrahydro-[1,1'-biphenyl]-2-yl)methyl)sulfonyl)-2H-chromen-2-one.

The reaction was performed on 0.2 mmol scale, 6-(((trimethylsilyl)methyl)sulfonyl)-2H-chromen-2-one (89 mg, 0.3 mmol) and 2-fluoro-2,3,4,5-tetrahydro-1,1'-biphenyl (35 mg, 0.2 mmol) were used and **L1** (8.3 mg) was used as the supporting ligand, as the solubility of this sulfone is not very good in *t*-BuOMe, 1,4-dioxane was used as solvent. The product **3g** was obtained by flash silica column chromatography (petroleum ether/EtOAc 60:40) (56 mg, 71% yield) as a yellow solid.

¹H-NMR (400 MHz, CDCl₃): δ 7.73-7.66 (m, 3H), 7.17-7.13 (m, 3H), 7.03-7.01 (m, 2H), 6.45 (s, 1H), 6.00 (t, *J* = 4.0 Hz, 1H), 3.28-3.26 (m, 1H), 3.11 (dd, *J* = 16.0, 12.0 Hz, 1H), 2.98 (d, *J* = 16.0 Hz, 1H), 2.49 (s, 3H), 2.24-2.15 (m, 3H), 1.97-1.90 (m, 1H), 1.73-1.70 (m, 1H), 1.62-1.53 (m, 1H).

¹³C-NMR (101 MHz, CDCl₃): δ 159.3, 153.4, 151.0, 142.3, 140.3, 137.9, 129.3, 128.5, 127.31, 126.2, 125.9, 124.0, 123.2, 118.0, 117.1, 58.2, 31.1, 26.9, 25.73, 18.9, 17.7.

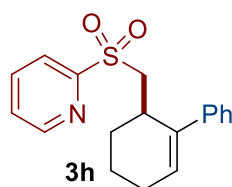
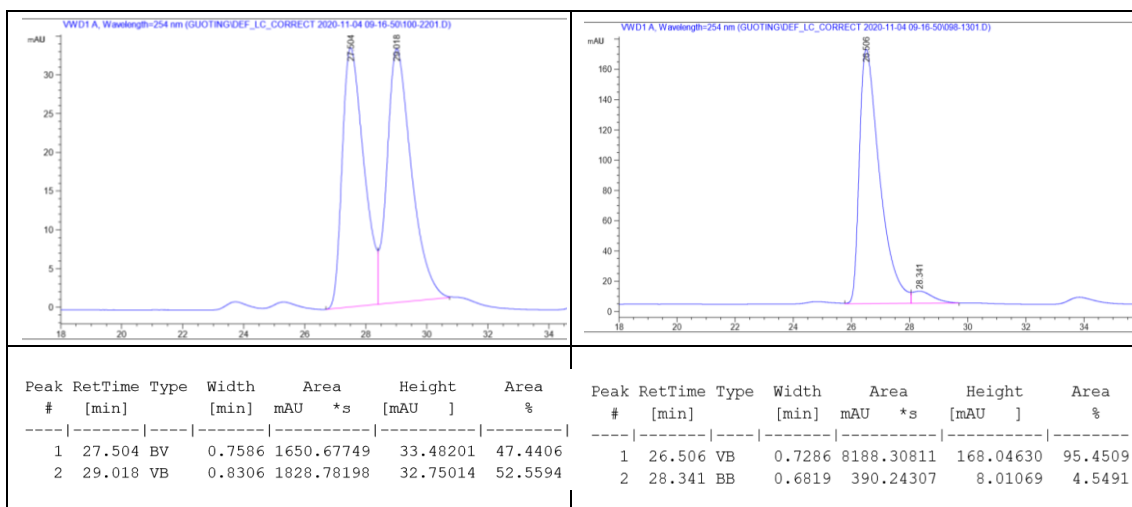
HRMS-ESI (M+H)⁺: 395.1317, found: 395.1304.

IR (cm⁻¹): 1742, 1627, 1444, 1403, 1328, 1308, 1246, 1223, 1177, 1145, 1086, 958, 870, 758, 700, 651, 622.

[α]_D²⁴ = +96.9 (*c* = 4.1, CHCl₃).

Enantiomeric excess (ee = 91%) was determined by high-performance liquid chromatography (HPLC) using a chiral stationary phase (IB column, flow rate = 0.8 mL min⁻¹, eluent: Hept/*i*-PrOH = 80:20, 254 nm absorbance), retention times: major

enantiomer ($t_R = 26.51$ min), minor enantiomer ($t_R = 28.34$ min).



(R)-2-(((2,3,4,5-Tetrahydro-[1,1'-biphenyl]-2-yl)methyl)sulfonyl)pyridine.

The reaction was performed on 0.2 mmol scale, 2-(((trimethylsilyl)methyl)sulfonyl)pyridine (69 mg, 0.3 mmol) and 2-fluoro-2,3,4,5-tetrahydro-1,1'-biphenyl (35 mg, 0.2 mmol) were used and **L1** (8.3 mg) was used as the supporting ligand. The product **3h** was obtained by flash silica column chromatography (petroleum ether/EtOAc 60:40) (54 mg, 86% yield) as a white solid. The compound was recrystallized for acetone/hexanes to afford the single crystal, which was subjected to X-ray diffraction.

¹H-NMR (400 MHz, CDCl₃): δ 8.63 (d, *J* = 8.0 Hz, 1H), 8.05 (d, *J* = 8.0 Hz, 1H), 7.93-7.90 (m, 1H), 7.53-7.50 (m, 1H), 7.24-7.19 (m, 3H), 7.16-7.14 (m 2H), 6.03 (t, *J* = 4.0 Hz, 1H), 3.41-3.40 (m, 1H), 3.38 (dd, *J* = 16.0, 8.0 Hz, 1H), 3.26 (d, *J* = 12.0 Hz, 1H), 2.19-2.14 (m, 3H), 1.90-1.84 (m, 1H), 1.70-1.61 (m, 2H).

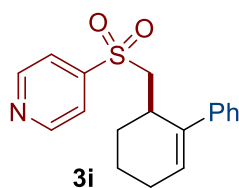
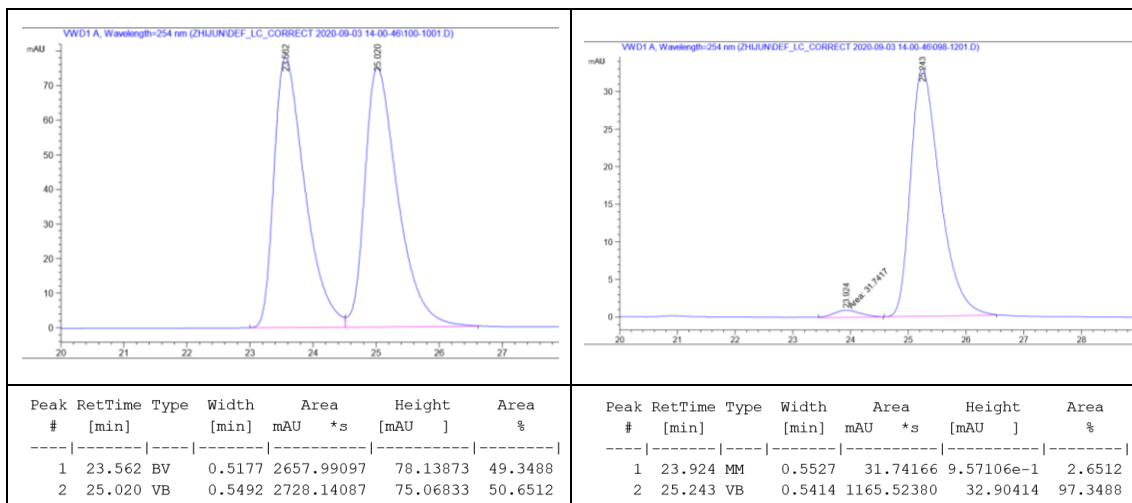
¹³C-NMR (101 MHz, CDCl₃): δ 157.6, 150.3, 140.4, 138.22, 138.20, 129.1, 128.6, 127.3, 127.2, 126.2, 122.2, 54.2, 30.7, 26.9, 25.8, 17.6.

HRMS-ESI (M+Na)⁺: 336.1034, found: 336.1027.

IR (cm⁻¹): 1577, 1451, 1427, 1306, 1162, 1111, 1081, 809, 751, 698.

$[\alpha]_{\text{D}}^{23} = +75.4$ ($c = 0.6$, CHCl_3).

Enantiomeric excess ($ee = 95\%$) was determined by high-performance liquid chromatography (HPLC) using a chiral stationary phase (IB column, flow rate = 0.8 mL min^{-1} , eluent: Hept/*i*-PrOH = 95:5, 254 nm absorbance), retention times: major enantiomer ($t_{\text{R}} = 25.24 \text{ min}$), minor enantiomer ($t_{\text{R}} = 23.92 \text{ min}$).



(R)-4-(((2,3,4,5-tetrahydro-[1,1'-biphenyl]-2-yl)methyl)sulfonyl)pyridine.

The reaction was performed on 0.2 mmol scale, 4-(((trimethylsilyl)methyl)sulfonyl)pyridine (69 mg, 0.3 mmol) and 2-fluoro-2,3,4,5-tetrahydro-1,1'-biphenyl (35 mg, 0.2 mmol) were used and **L1** (8.3 mg) was used as the supporting ligand. The product **3i** was obtained by flash silica column chromatography (petroleum ether/EtOAc 50:50) (57 mg, 91% yield) as a pale yellow oil.

$^1\text{H-NMR}$ (400 MHz, CDCl_3): δ 8.84 (d, $J = 4.0 \text{ Hz}$, 2H), 7.62 (d, $J = 4.0 \text{ Hz}$, 2H), 7.20-7.18 (m, 3H), 7.02-6.99 (m, 1H), 6.02 (t, $J = 4.0 \text{ Hz}$, 1H), 3.26-3.23 (m, 1H), 3.10 (dd, $J = 16.0, 12.0 \text{ Hz}$, 1H), 2.95 (d, $J = 12.0 \text{ Hz}$, 1H), 2.27-2.15 (m, 3H), 1.98-1.89 (m, 1H), 1.74-1.71 (m, 1H), 1.61-1.54 (m, 1H).

$^{13}\text{C-NMR}$ (101 MHz, CDCl_3): δ 151.3, 147.4, 140.1, 137.7, 129.4, 128.7, 127.4,

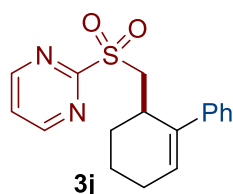
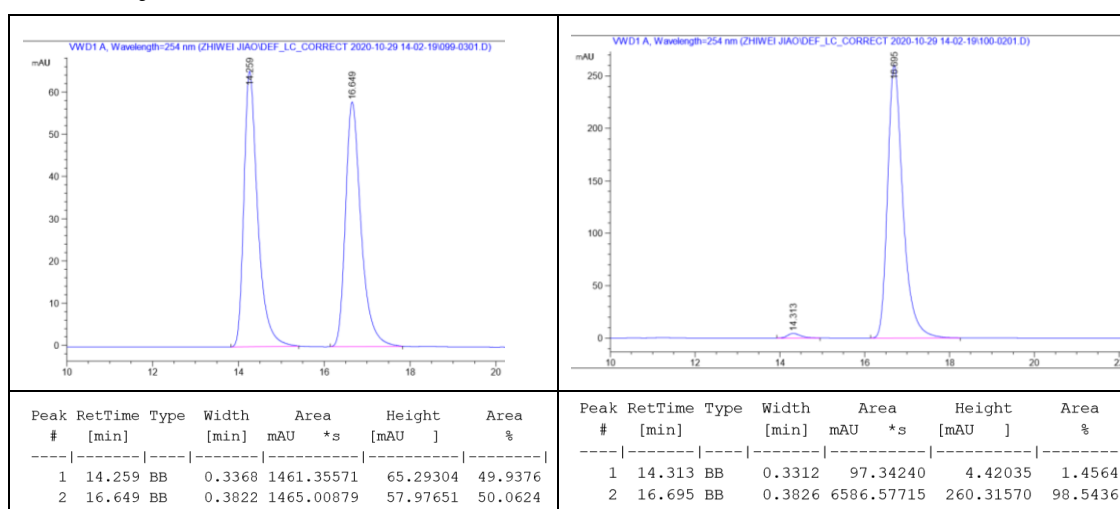
126.1, 121.2, 57.6, 31.0, 26.8, 25.7, 17.6.

HRMS-ESI (M+H)⁺: 314.1216, found: 314.1215.

IR (cm⁻¹): 2921, 1631, 1565, 1396, 1305, 1148, 1093, 813, 749, 696.

[α]_D²³ = +85.6 (*c* = 6.2, CHCl₃).

Enantiomeric excess (ee = 97%) was determined by high-performance liquid chromatography (HPLC) using a chiral stationary phase (AD-H column, flow rate = 0.8 mL min⁻¹, eluent: Hept/*i*-PrOH = 90:10, 254 nm absorbance), retention times: major enantiomer (*t*_R = 16.703 min), minor enantiomer (*t*_R = 14.31 min).



(R)-2-(((2,3,4,5-Tetrahydro-[1,1'-biphenyl]-2-yl)methyl)sulfonyl)pyrimidine.

The reaction was performed on 0.2 mmol scale, 2-(((trimethylsilyl)methyl)sulfonyl)pyrimidine (69 mg, 0.3 mmol) and 2-fluoro-2,3,4,5-tetrahydro-1,1'-biphenyl (35 mg, 0.2 mmol) were used and **L1** (8.3 mg) was used as the supporting ligand. The product **3j** was obtained by flash silica column chromatography (petroleum ether/EtOAc 50:50) (41 mg, 65% yield) as a yellow oil.

¹H-NMR (400 MHz, CDCl₃): δ 8.86 (s, 1H), 7.51 (t, *J* = 8.0 Hz, 1H), 7.25-7.20 (m, 5H), 6.05 (t, *J* = 4.0 Hz, 1H), 3.53-3.52 (m, 1H), 3.49 (t, *J* = 12.0 Hz, 1H), 3.42 (d, *J* =

12.0 Hz, 1H), 2.23-2.18 (m, 1H), 1.97-1.90 (m, 1H), 1.73-1.58 (m, 2H).

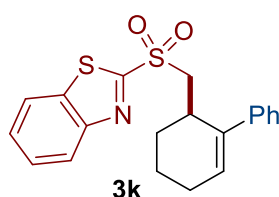
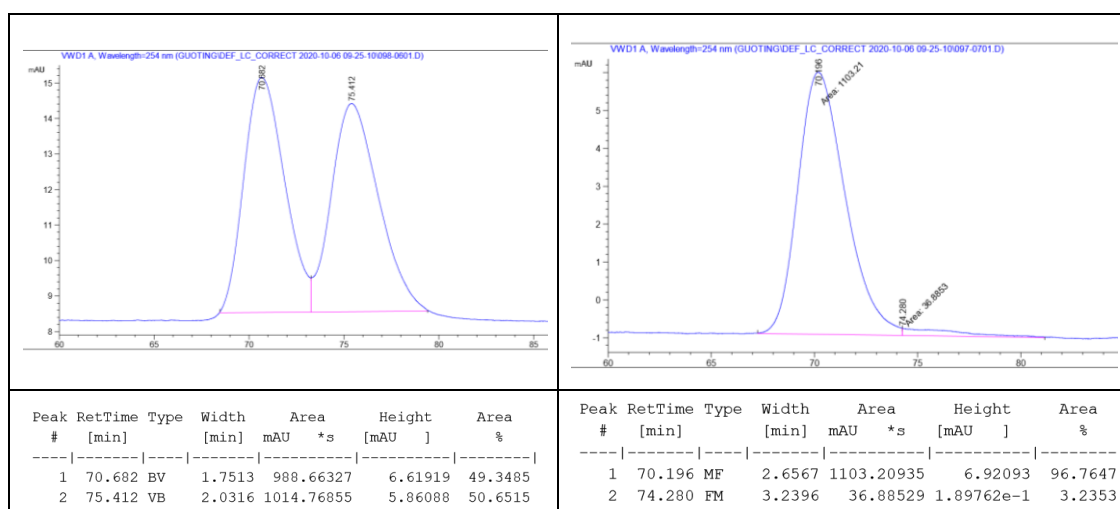
$^{13}\text{C-NMR}$ (101 MHz, CDCl_3): δ 166.1, 158.7, 140.5, 138.3, 129.3, 128.6, 127.3, 126.4, 123.7, 53.6, 30.7, 27.1, 25.8.

HRMS-ESI ($\text{M}+\text{Na}$) $^+$: 337.0987 found: 337.0977.

IR (cm^{-1}): 1670, 1565, 1445, 1386, 1312, 1250, 1213, 1123, 989, 814, 758, 699, 613.

$[\alpha]_{\text{D}}^{24} = +116.1$ ($c = 2.5$, CHCl_3).

Enantiomeric excess ($ee = 94\%$) was determined by high-performance liquid chromatography (HPLC) using a chiral stationary phase (OD-H column, flow rate = 0.8 mL min^{-1} , eluent: Hept/*i*-PrOH = 90:10, 254 nm absorbance), retention times: major enantiomer ($t_{\text{R}} = 70.20 \text{ min}$), minor enantiomer ($t_{\text{R}} = 74.28 \text{ min}$).



(R)-2-(((2,3,4,5-Tetrahydro-[1,1'-biphenyl]-2-yl)methyl)sulfonyl)benzo[d]thiazole.

The reaction was performed on 0.2 mmol scale, 2-(((trimethylsilyl)methyl)sulfonyl)benzo[d]thiazole (86 mg, 0.3 mmol) and 2-fluoro-2,3,4,5-tetrahydro-1,1'-biphenyl (35 mg, 0.2 mmol) were used and **L1** (8.3 mg) was used as the supporting ligand. The product **3k** was obtained by flash silica column chromatography (petroleum ether/EtOAc 85:15) (60 mg, 81% yield) as a yellow solid.

¹H-NMR (400 MHz, CDCl₃): δ 8.17 (d, *J* = 8.0 Hz, 1H), 8.00 (d, *J* = 8.0 Hz, 1H), 7.67-7.58 (m, 2H), 7.12-7.01 (m, 5H), 6.04 (t, *J* = 4.0 Hz, 1H), 3.52-3.48 (m, 1H), 3.45-3.36 (m, 2H), 2.29-2.23 (m, 1H), 2.21-2.19 (m, 2H), 2.00-1.93 (m, 1H), 1.76-1.71 (m, 1H), 1.68-1.60 (m, 1H).

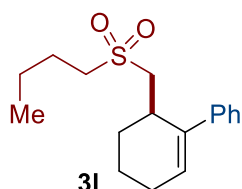
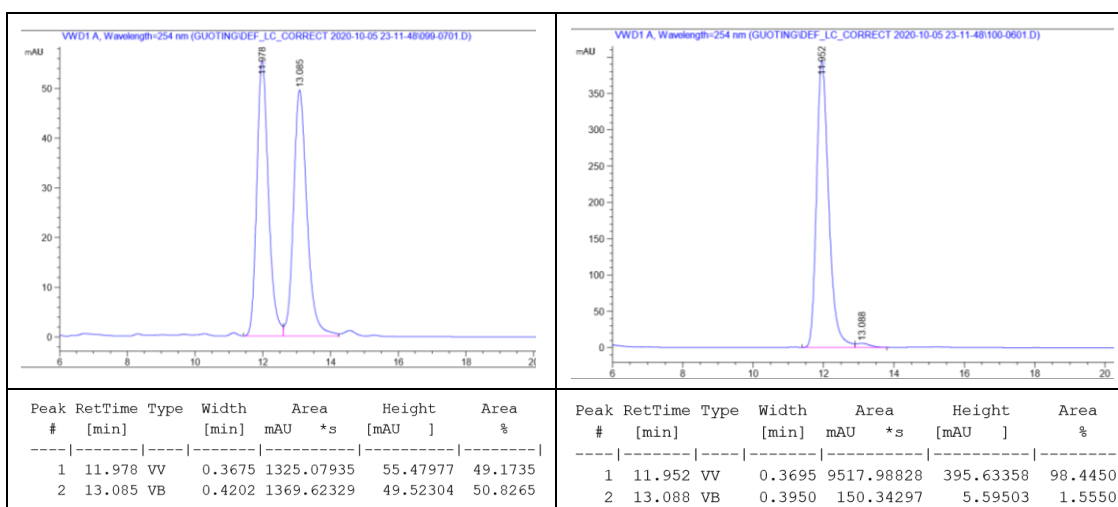
¹³C-NMR (101 MHz, CDCl₃): δ 166.0, 152.8, 140.1, 137.9, 137.0, 129.4, 128.5, 128.1, 127.7, 127.3, 126.2, 125.7, 122.4, 57.1, 31.1, 27.0, 25.8, 17.5.

HRMS-ESI (M+H)⁺: 370.0935, found: 370.0927.

IR (cm⁻¹): 1642, 1548, 1486, 1464, 1416, 1329, 1310, 1231, 1184, 1144, 1078, 1018, 864, 847, 756, 726, 694, 623.

[α]_D²⁴ = +106.0 (*c* = 5.6, CHCl₃).

Enantiomeric excess (ee = 97%) was determined by high-performance liquid chromatography (HPLC) using a chiral stationary phase (OD-H column, flow rate = 0.8 mL min⁻¹, eluent: Hept/*i*-PrOH = 90:10, 254 nm absorbance), retention times: major enantiomer (*t*_R = 13.09 min), minor enantiomer (*t*_R = 11.95 min).



(R)-2-((Butylsulfonyl)methyl)-2,3,4,5-tetrahydro-1,1'-biphenyl.

The reaction was performed on 0.2 mmol scale, ((butylsulfonyl)methyl)trimethylsilane (62 mg, 0.3 mmol) and

2-fluoro-2,3,4,5-tetrahydro-1,1'-biphenyl (35 mg, 0.2 mmol) were used and **L1** (8.3 mg) was used as the supporting ligand. The product **3I** was obtained by flash silica column chromatography (petroleum ether/EtOAc 90:10) (37 mg, 63% yield) as a white solid.

¹H-NMR (400 MHz, CDCl₃): δ 7.26-7.24 (m, 4H), 7.20-7.17 (m, 1H), 5.99 (t, *J* = 4.0 Hz, 1H), 3.41 (brs, 1H), 2.85-2.72 (m, 4H), 2.18-2.11 (m, 3H), 1.94-1.90 (m, 1H), 1.58-1.49 (m, 4H), 1.32-1.23 (m, 2H), 0.80 (t, *J* = 8.0 Hz, 3H).

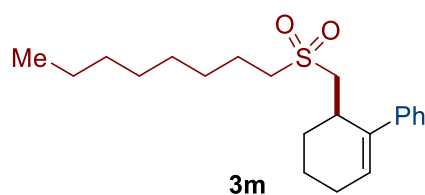
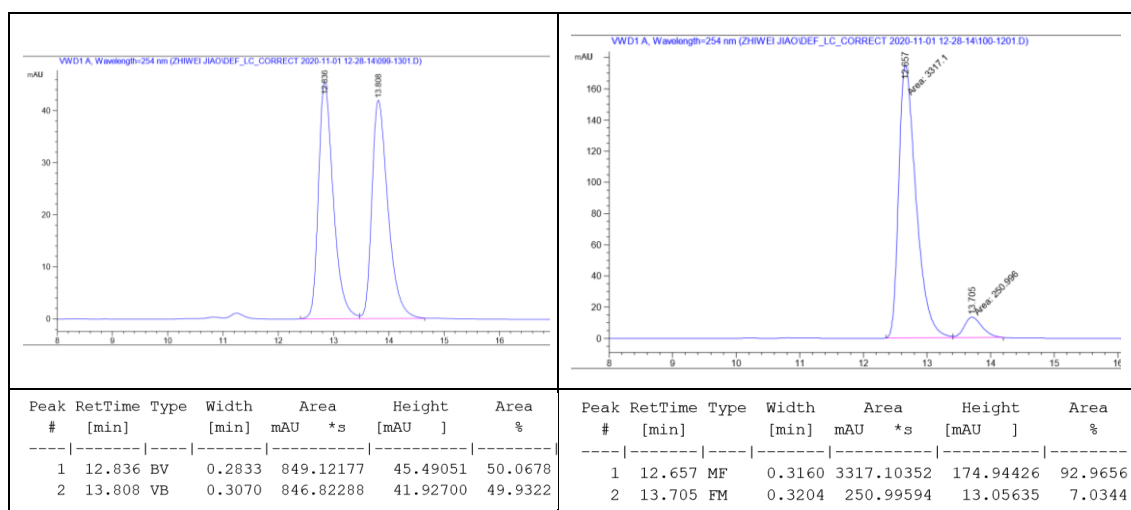
¹³C-NMR (101 MHz, CDCl₃): δ 140.7, 138.4, 129.1, 128.8, 127.5, 126.4, 54.6, 53.8, 30.5, 27.3, 25.8, 24.0, 21.8, 17.7, 13.6.

HRMS-ESI (M+Na)⁺: 315.1395, found: 315.1397

IR (cm⁻¹): 1451, 1312, 1295, 1271, 1130, 1099, 1066, 752, 694.

[α]_D²⁴ = +78.4 (*c* = 3.2, CHCl₃).

Enantiomeric excess (ee = 86%) was determined by high-performance liquid chromatography (HPLC) using a chiral stationary phase (IB column, flow rate = 0.8 mL min⁻¹, eluent: Hept/*i*-PrOH = 98:2, 254 nm absorbance), retention times: major enantiomer (*t*_R = 12.66 min), minor enantiomer (*t*_R = 13.71 min).



(R)-2-((Octylsulfonyl)methyl)-2,3,4,5-tetrahydro-1,1'-biphenyl.

The reaction was performed on 0.2 mmol scale, trimethyl((octylsulfonyl)methyl)silane (79 mg, 0.3 mmol) and 2-fluoro-2,3,4,5-tetrahydro-1,1'-biphenyl (35 mg, 0.2 mmol) were used and **L1** (8.3 mg) was used as the supporting ligand. The product **3m** was obtained by flash silica column chromatography (petroleum ether/EtOAc 90:10) (40 mg, 57% yield) as a colorless oil.

¹H-NMR (400 MHz, CDCl₃): δ 7.34-7.33 (m, 4H), 7.28-7.25 (m, 1H), 6.07 (t, *J* = 4.0 Hz, 1H), 3.48 (brs, 1H), 2.93-2.79 (m, 4H), 2.25-2.19 (m, 3H), 1.74-1.64 (m, 1H), 1.62-1.55 (m, 4H), 1.30-1.24 (m, 10H), 0.87 (t, *J* = 8.0 Hz, 3H).

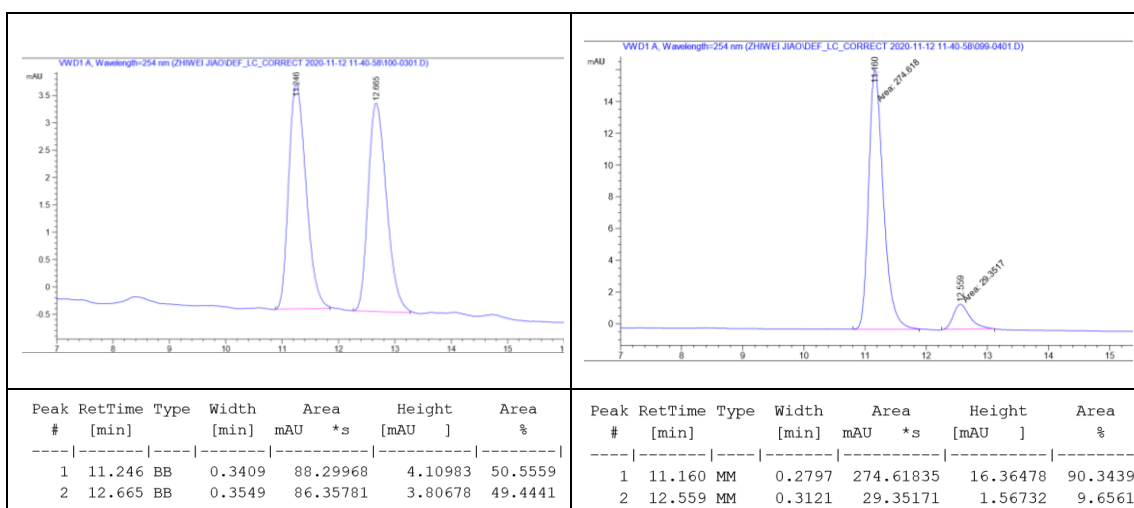
¹³C-NMR (101 MHz, CDCl₃): δ 140.8, 138.5, 129.2, 128.8, 127.5, 126.5, 54.6, 54.1, 31.8, 30.6, 29.1, 29.0, 28.6, 27.4, 25.9, 22.7, 22.1, 17.8, 14.2.

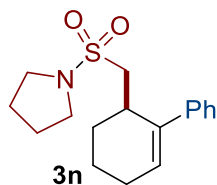
HRMS-ESI (M+Na)⁺: 371.2021, found: 371.2015.

IR (cm⁻¹): 1467, 1299, 1259, 1132, 757, 699, 618.

[α]_D²⁴ = +56.3 (*c* = 1.0, CHCl₃).

Enantiomeric excess (ee = 81%) was determined by high-performance liquid chromatography (HPLC) using a chiral stationary phase (IB column, flow rate = 0.8 mL min⁻¹, eluent: Hept/*i*-PrOH = 98:2, 254 nm absorbance), retention times: major enantiomer (*t*_R = 11.16 min), minor enantiomer (*t*_R = 12.56 min).





(*R*)-1-(((2,3,4,5-Tetrahydro-[1,1'-biphenyl]-2-yl)methyl)sulfonyl)pyrrolidine.

The reaction was performed on 0.2 mmol scale, 1-(((trimethylsilyl)methyl)sulfonyl)pyrrolidine (66 mg, 0.3 mmol) and 2-fluoro-2,3,4,5-tetrahydro-1,1'-biphenyl (35 mg, 0.2 mmol) were used and **L1** (8.3 mg) was used as the supporting ligand. The product **3n** was obtained by flash silica column chromatography (petroleum ether/EtOAc 85:15) (40 mg, 66% yield) as a pale yellow solid.

¹H-NMR (400 MHz, CDCl₃): δ 7.37-7.30 (m, 4H), 7.27-7.23 (m, 1H), 6.08 (t, *J* = 4.0 Hz, 1H), 3.39 (brs, 1H), 3.22-3.17 (m, 4H), 2.87 (d, *J* = 4.0 Hz, 2H), 2.29-2.17 (m, 3H), 1.98-1.92 (m, 1H), 1.86-1.82 (m, 4H), 1.76-1.71 (m, 1H), 1.66-1.59 (m, 1H).

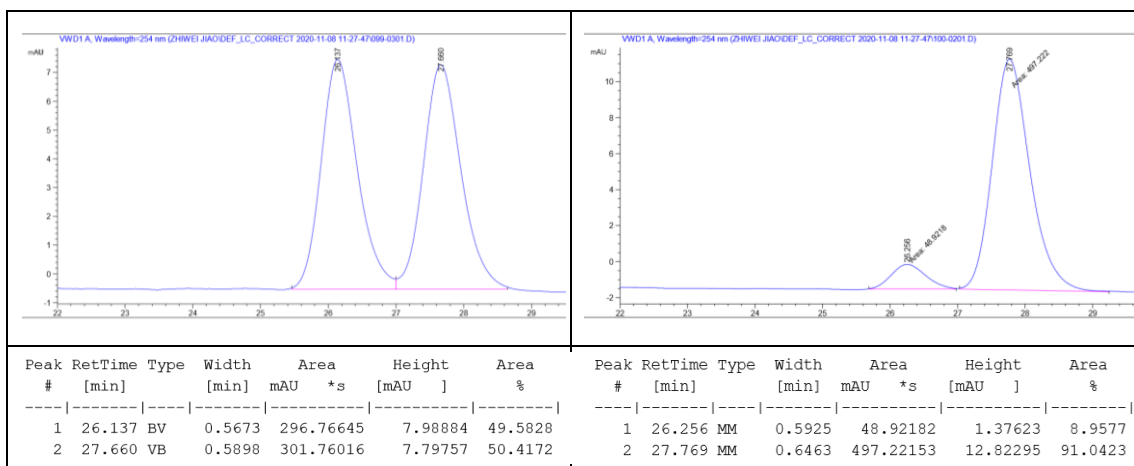
¹³C-NMR (101 MHz, CDCl₃): δ 140.8, 138.6, 128.7, 128.7, 127.3, 126.4, 51.4, 47.7, 31.6, 26.9, 26.0, 25.9, 17.9.

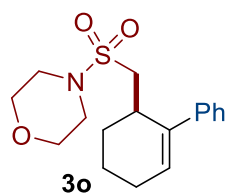
HRMS-ESI (M+Na)⁺: 328.1347, found: 328.1339.

IR (cm⁻¹): 1453, 1316, 1253, 1197, 1143, 1063, 1010, 795, 759, 695, 620.

[α]_D²⁴ = +34.9 (*c* = 1.2, CHCl₃).

Enantiomeric excess (ee = 82%) was determined by high-performance liquid chromatography (HPLC) using a chiral stationary phase (AD-H column, flow rate = 0.8 mL min⁻¹, eluent: Hept/*i*-PrOH = 99:1, 254 nm absorbance), retention times: major enantiomer (*t*_R = 27.77 min), minor enantiomer (*t*_R = 26.26 min).





(R)-4-(((2,3,4,5-Tetrahydro-[1,1'-biphenyl]-2-yl)methyl)sulfonyl)morpholine.

The reaction was performed on 0.2 mmol scale, 4-(((trimethylsilyl)methyl)sulfonyl)morpholine (71 mg, 0.3 mmol) and 2-fluoro-2,3,4,5-tetrahydro-1,1'-biphenyl (35 mg, 0.2 mmol) were used and **L1** (8.3 mg) was used as the supporting ligand. The product **3o** was obtained by flash silica column chromatography (petroleum ether/EtOAc 80:20) (39 mg, 61% yield) as a white solid.

¹H-NMR (400 MHz, CDCl₃): δ 7.35-7.33 m, 4H), 7.29-7.24 (m, 1H), 6.09 (t, *J* = 4.0 Hz, 1H), 3.68 (t, *J* = 4.0 Hz, 4H), 3.41 (brs, 1H), 3.08 (t, *J* = 4.0 Hz, 4H), 2.81-2.78 (m, 2H), 2.26-2.19 (m, 3H), 2.00-1.93 (m, 1H), 1.75-1.72 (m, 1H), 1.65-1.61 (m, 1H).

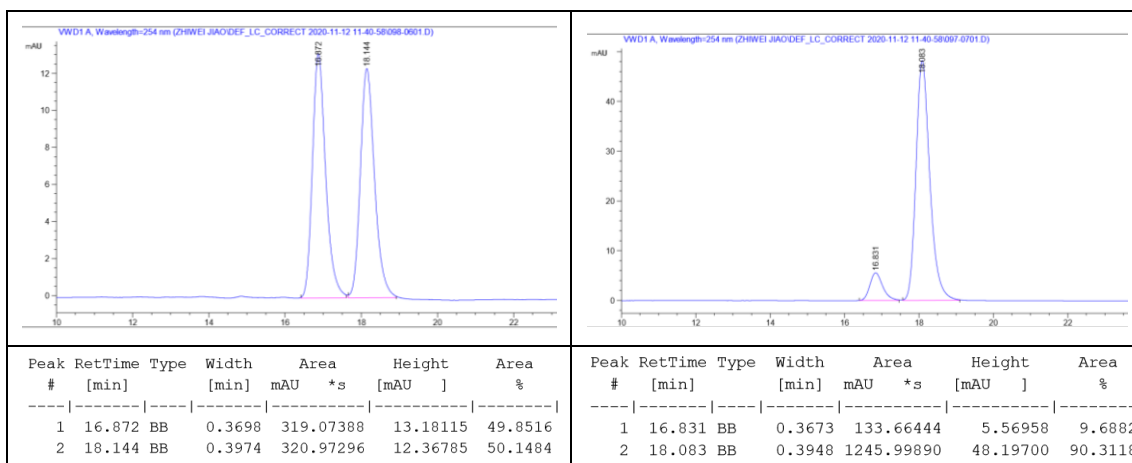
¹³C-NMR (101 MHz, CDCl₃): δ 140.8, 138.7, 129.0, 128.8, 127.5, 126.4, 66.6, 50.4, 45.7, 31.4, 26.9, 25.9, 17.9.

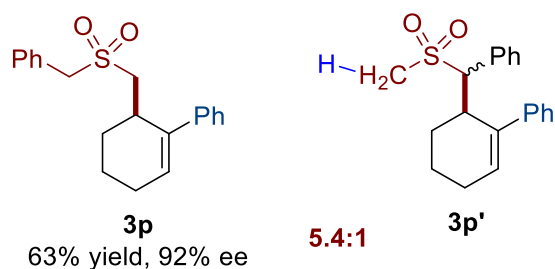
HRMS-ESI (M+Na)⁺: 344.1296, found: 344.1288.

IR (cm⁻¹): 1452, 1345, 1318, 1261, 1154, 1114, 1073, 950, 755, 697.

[α]_D²⁴ = +23.8 (*c* = 1.5, CHCl₃).

Enantiomeric excess (ee = 81%) was determined by high-performance liquid chromatography (HPLC) using a chiral stationary phase (AD-H column, flow rate = 0.8 mL min⁻¹, eluent: Hept/*i*-PrOH = 95:5, 254 nm absorbance), retention times: major enantiomer (*t*_R = 18.08 min), minor enantiomer (*t*_R = 16.83 min).





(*R*)-2-((benzylsulfonyl)methyl)-2,3,4,5-tetrahydro-1,1'-biphenyl

The reaction was performed on 0.2 mmol scale, ((benzylsulfonyl)methyl)trimethylsilane (73 mg, 0.3 mmol) and 2-fluoro-2,3,4,5-tetrahydro-1,1'-biphenyl (35 mg, 0.2 mmol) were used and **L1** (8.3 mg) was used as the supporting ligand. The product **3p** was obtained by flash silica column chromatography (petroleum ether/EtOAc 80:20) (41 mg, 63% yield) as a white solid.

¹H-NMR (400 MHz, CDCl₃): δ 7.30-7.26 (m, 8H), 7.17-7.15 (m, 2H), 6.04 (t, d, *J* = 4.0 Hz, 1H), 4.07 (s, 2H), 3.48 (brs, 1H), 2.83-2.78 (m, 2H), 2.19-2.15 (m, 3H), 2.01-1.96 (m, 1H), 1.71-1.67 (m, 1H), 1.55-1.50 (m, 1H).

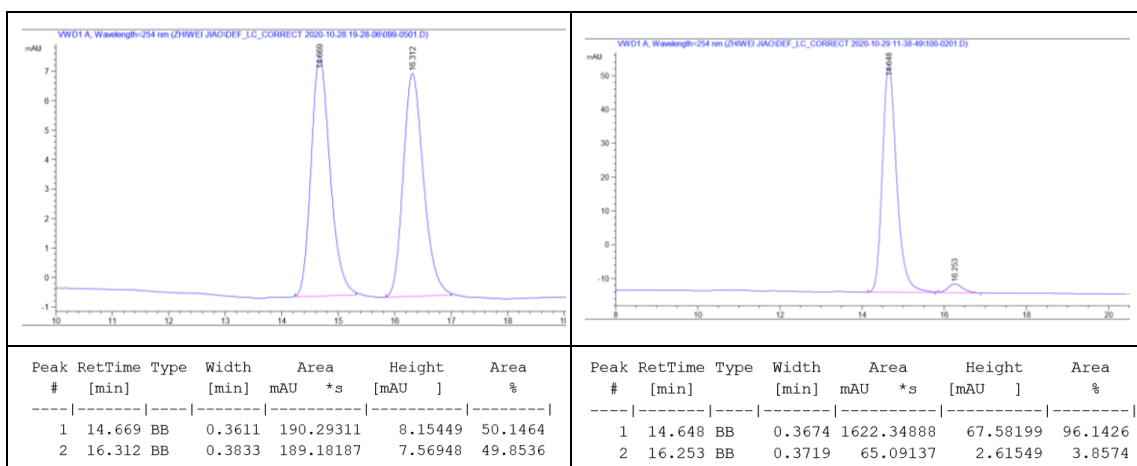
¹³C-NMR (101 MHz, CDCl₃): δ 140.6, 138.3, 130.7, 129.1, 129.0, 128.9, 128.8, 128.0, 127.4, 126.4, 60.8, 53.3, 30.4, 27.3, 25.8, 17.8.

IR (cm⁻¹): 1494, 1454, 1302, 1247, 1136, 1116, 781, 760, 698.

HRMS-ESI (M+Na)⁺: 349.1238, found: 349.1227.

[α]_D²⁴ = +151.0 (*c* = 4.6, CHCl₃).

Enantiomeric excess (ee = 92%) was determined by high-performance liquid chromatography (HPLC) using a chiral stationary phase (AD-H column, flow rate = 0.8 mL min⁻¹, eluent: Hept/*i*-PrOH = 98:2, 254 nm absorbance), retention times: major enantiomer (*t*_R = 14.65 min), minor enantiomer (*t*_R = 16.25 min).



III. Substrate scope of different allylic acceptors

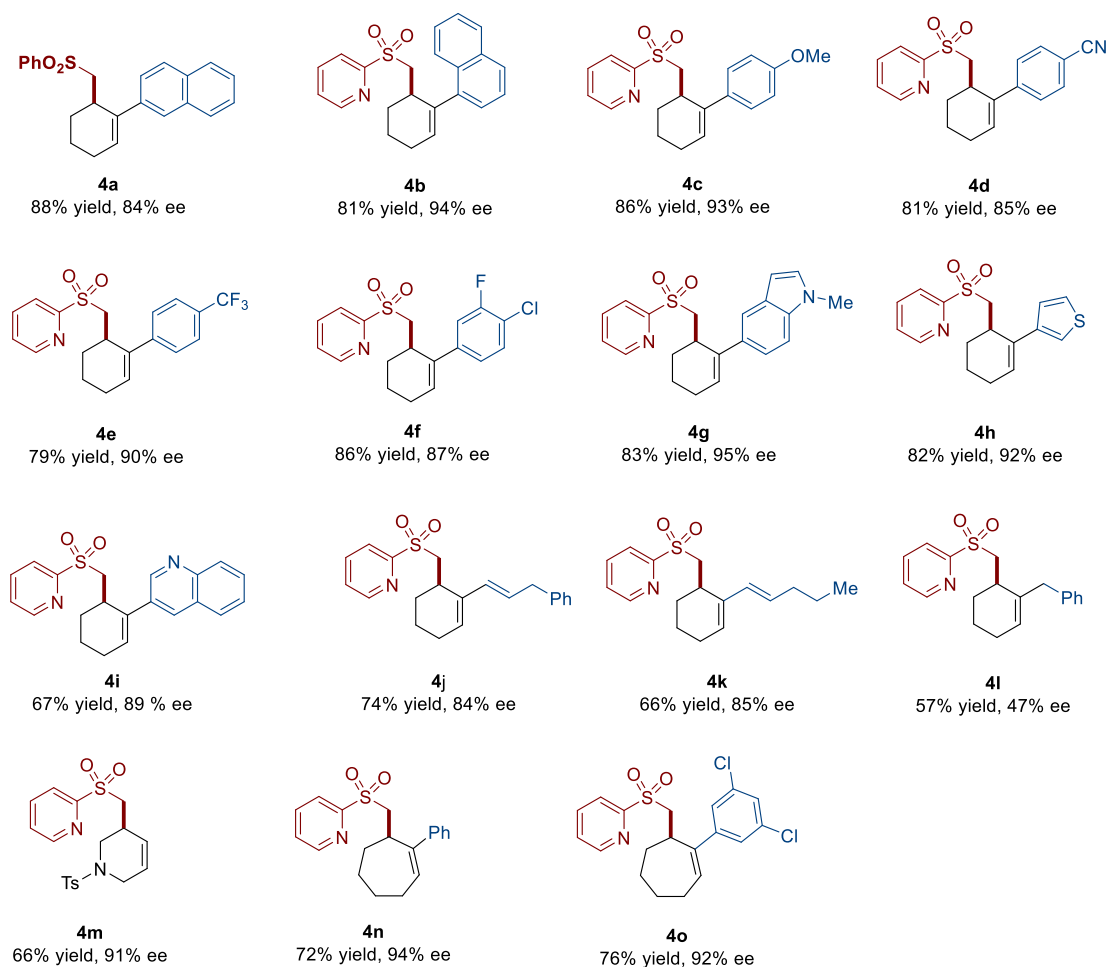
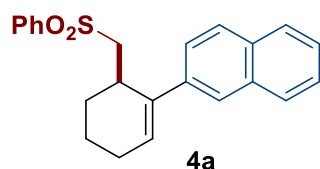


Figure S-2. Substrates scope of different allylic acceptors.



(R)-2-((benzylsulfonyl)methyl)-2,3,4,5-tetrahydro-1,1'-biphenyl

The reaction was performed on 0.2 mmol scale, trimethyl((phenylsulfonyl)methyl)silane (68 mg, 0.3 mmol) and 2-(6-fluorocyclohex-1-en-1-yl)naphthalene (45 mg, 0.2 mmol) were used and **L1** (8.3 mg) was used as the supporting ligand. The product **4a** was obtained by flash silica column chromatography (petroleum ether/EtOAc 85:15) (64 mg, 88% yield) as a yellow solid.

¹H-NMR (400 MHz, CDCl₃): δ 7.80-7.77 (m, 3H), 7.68-7.62 (m, 3H), 7.50-7.44 (m, 5H), 7.23 (d, *J* = 8.0 Hz, 1H), 6.19 (t, *J* = 4.0 Hz, 1H), 3.42 (brs, 1H), 3.11 (dd, *J* = 16.0, 8.0 Hz, 1H), 3.02 (d, *J* = 16.0 Hz, 1H), 2.39-2.32 (m, 1H), 2.24-2.23 (m, 1H), 2.01-1.92 (m, 1H), 1.79-1.74 (m, 1H), 1.69-1.62 (m, 1H).

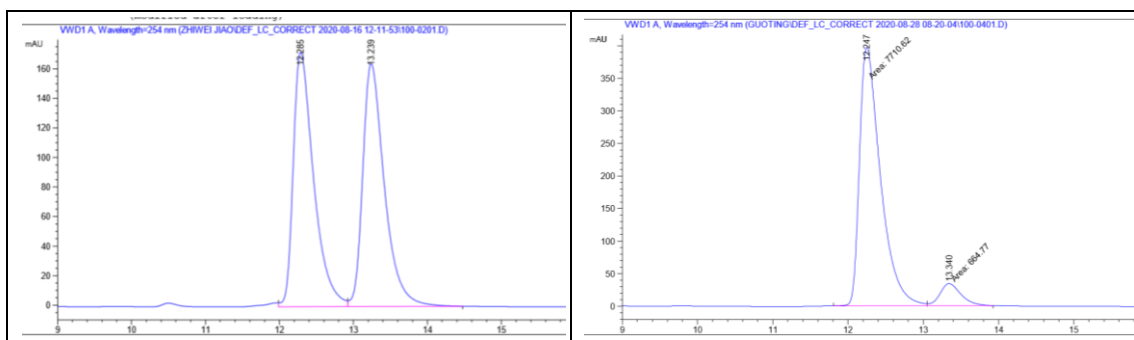
¹³C-NMR (101 MHz, CDCl₃): δ 139.5, 138.0, 137.5, 133.7, 133.4, 132.7, 129.8, 129.4, 128.2, 128.1, 127.6, 126.3, 125.9, 124.6, 124.5, 58.1, 30.9, 26.7, 26.0, 17.8.

IR (cm⁻¹): 1596, 1543, 1447, 1303, 1149, 859, 810, 752, 688.

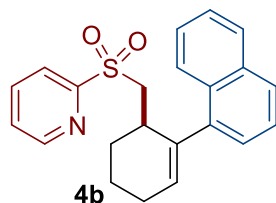
HRMS-ESI (M+Na)⁺: 385.1238, found: 385.1235.

[α]_D²⁴ = +24.8 (*c* = 1.5, CHCl₃).

Enantiomeric excess (ee = 84%) was determined by high-performance liquid chromatography (HPLC) using a chiral stationary phase (IB column, flow rate = 0.8 mL min⁻¹, eluent: Hept/*i*-PrOH = 95:5, 254 nm absorbance), retention times: major enantiomer (*t*_R = 12.25 min), minor enantiomer (*t*_R = 13.34 min).



Peak #	RetTime [min]	Type	Width [min]	Area mAU *s	Height [mAU]	Area %	Peak #	RetTime [min]	Type	Width [min]	Area mAU *s	Height [mAU]	Area %
1	12.285	VV	0.2895	3308.65723	172.34094	49.6402	1	12.247	MF	0.3230	7710.61768	397.80652	92.0628
2	13.239	VB	0.3079	3356.61670	164.53307	50.3598	2	13.340	FM	0.3259	664.77002	34.00153	7.9372



(R)-2-(((2-(Naphthalen-1-yl)cyclohex-2-en-1-yl)methyl)sulfonyl)pyridine.

The reaction was performed on 0.2 mmol scale, 2-(((trimethylsilyl)methyl)sulfonyl)pyridine (69 mg, 0.3 mmol) and 1-(6-fluorocyclohex-1-en-1-yl)naphthalene (45 mg, 0.2 mmol) were used and **L1** (8.3 mg) was used as the supporting ligand. The product **4b** was obtained by flash silica column chromatography (petroleum ether/EtOAc 60:40) (59 mg, 81% yield) as a white solid.

¹H-NMR (400 MHz, CDCl₃): δ 8.48 (d, *J* = 8.0 Hz, 1H), 8.02 (d, *J* = 8.0 Hz, 1H), 7.86 (t, *J* = 8.0 Hz, 1H), 7.79-7.77 (m, 1H), 7.74-7.71 (m, 2H), 7.62 (s, 1H), 7.46-7.40 (m, 3H), .34 (d, *J* = 8.0 Hz, 1H), 6.18 (t, *J* = 4.0 Hz, 1H), 3.57 (brs, 1H), 3.42 (dd, *J* = 16.0, 12.0 Hz, 1H), 3.33 (d, *J* = 16.0 Hz, 1H), 2.29-2.23 (m, 3H), 2.00-1.92 (m, 1H), 1.75-1.63 (m, 2H).

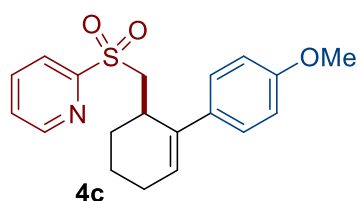
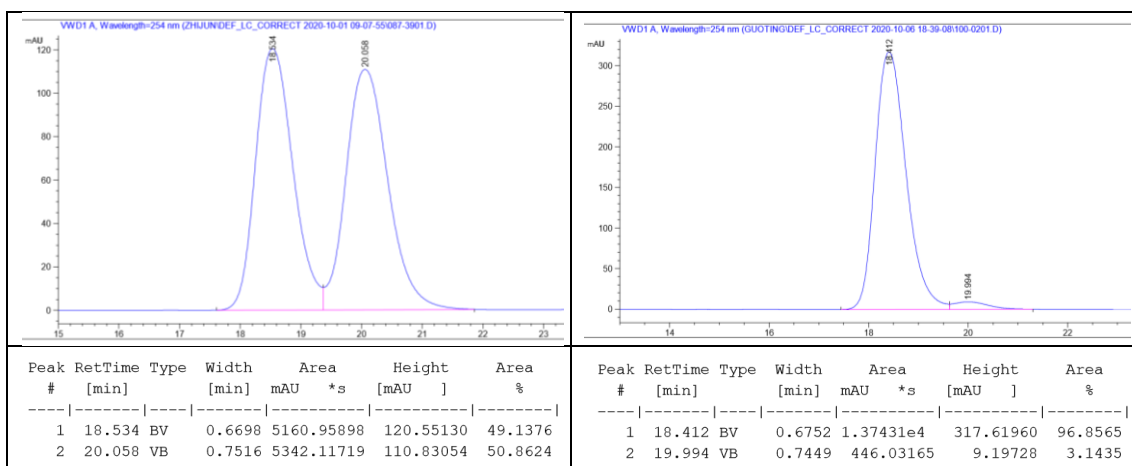
¹³C-NMR (101 MHz, CDCl₃): δ 157.6, 150.2, 138.3, 138.1, 137.8, 133.5, 132.7, 129.7, 128.3, 128.2, 127.6, 127.3, 126.2, 125.9, 124.83, 124.82, 122.0, 54.2, 30.7, 27.1, 25.9, 17.6.

IR (cm⁻¹): 1578, 1451, 1427, 1306, 1162, 1110, 1081, 859, 809, 748.

HRMS-ESI (M+H)⁺: 364.1371, found: 364.1361.

[α]_D²⁴ = +47.4 (*c* = 2.5, CHCl₃).

Enantiomeric excess (ee = 94%) was determined by high-performance liquid chromatography (HPLC) using a chiral stationary phase (IA column, flow rate = 0.8 mL min⁻¹, eluent: Hept/*i*-PrOH = 90:10, 254 nm absorbance), retention times: major enantiomer (*t*_R = 18.41 min), minor enantiomer (*t*_R = 19.99 min).



(R)-2-(((4'-Methoxy-2,3,4,5-tetrahydro-[1,1'-biphenyl]-2-yl)methyl)sulfonyl)pyridine.

The reaction was performed on 0.2 mmol scale, 2-(((trimethylsilyl)methyl)sulfonyl)pyridine (69 mg, 0.3 mmol) and 2-fluoro-4'-methoxy-2,3,4,5-tetrahydro-1,1'-biphenyl (41 mg, 0.2 mmol) were used and **L1** (8.3 mg) was used as the supporting ligand. The product **4c** was obtained by flash silica column chromatography (petroleum ether/EtOAc 60:40) (59 mg, 86% yield) as a white solid.

¹H-NMR (400 MHz, CDCl₃): δ 8.66 (d, *J* = 4.0 Hz, 1H), 8.06 (d, *J* = 8.0 Hz, 1H), 7.94 (t, *J* = 8.0 Hz, 1H), 7.54-7.51 (m, 1H), 7.11 (d, *J* = 8.0 Hz, 1H), 6.77 (d, *J* = 8.0 Hz, 1H), 5.96 (t, *J* = 4.0 Hz, 1H), 3.79 (s, 3H), 3.40 (s, 1H), 3.36 (d, *J* = 12.0 Hz, 1H), 3.26 (d, *J* = 12.0 Hz, 1H), 2.17-2.15 (m, 3H), 1.89-1.82 (m, 1H), 1.70-1.60 (m, 2H).

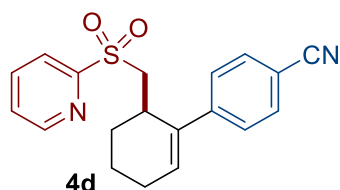
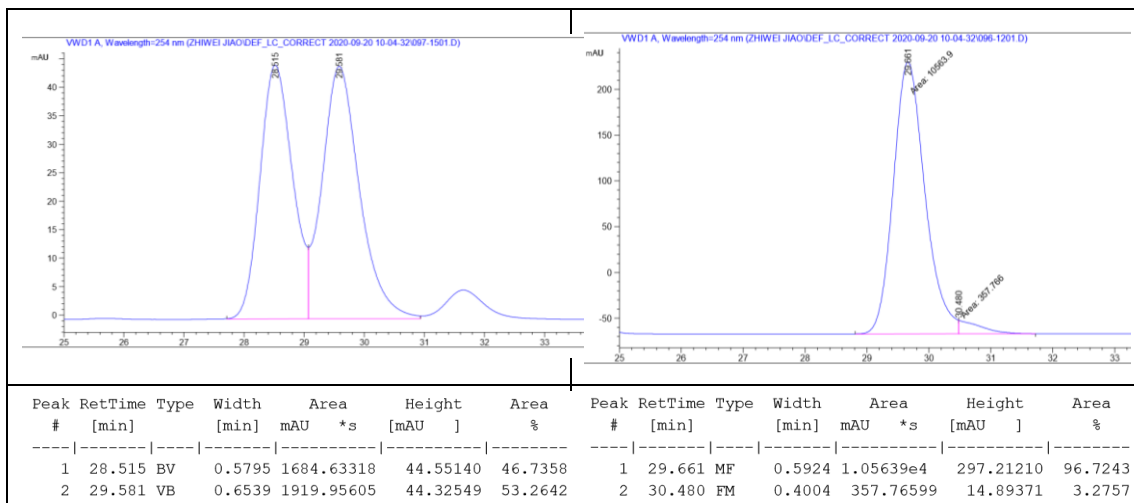
¹³C-NMR (101 MHz, CDCl₃): δ 158.9, 157.8, 150.3, 138.2, 137.7, 132.9, 127.7, 127.3, 122.2, 114.0, 55.4, 54.2, 30.7, 27.0, 25.8, 17.6.

IR (cm⁻¹): 1606, 1577, 1511, 1453, 1427, 1305, 1285, 1245, 1179, 1162, 1111, 1034, 838, 813, 790, 769, 748.

HRMS-ESI (M+Na)⁺: 366.1140, found: 366.1133.

$[\alpha]_{\text{D}}^{24} = +123.1$ ($c = 1.0$, CHCl_3).

Enantiomeric excess ($ee = 93\%$) was determined by high-performance liquid chromatography (HPLC) using a chiral stationary phase (AD-H column, flow rate = 0.8 mL min^{-1} , eluent: Hept/*i*-PrOH = 85:15, 254 nm absorbance), retention times: major enantiomer ($t_{\text{R}} = 29.66 \text{ min}$), minor enantiomer ($t_{\text{R}} = 30.48 \text{ min}$).



(*R*)-2'-((Pyridin-2-ylsulfonyl)methyl)-2',3',4',5'-tetrahydro-[1,1'-biphenyl]-4-carbonitrile.

The reaction was performed on 0.2 mmol scale, 2-(((trimethylsilyl)methyl)sulfonyl)pyridine (69 mg, 0.3 mmol) and 2'-fluoro-2',3',4',5'-tetrahydro-[1,1'-biphenyl]-4-carbonitrile (40 mg, 0.2 mmol) were used and **L1** (8.3 mg) was used as the supporting ligand. The product **4d** was obtained by flash silica column chromatography (petroleum ether/EtOAc 60:40) (55 mg, 81% yield) as a white solid.

$^1\text{H-NMR}$ (400 MHz, CDCl_3): δ 8.64 (d, $J = 8.0 \text{ Hz}$, 1H), 8.06 (d, $J = 8.0 \text{ Hz}$, 1H), 7.56-7.53 (m, 1H), 7.54 (d, $J = 8.0 \text{ Hz}$, 1H), 7.33 (d, $J = 8.0 \text{ Hz}$, 2H), 6.18 (t, $J = 4.0 \text{ Hz}$, 1H), 3.48-3.47 (m, 1H), 3.37 (dd, $J = 16.0, 8.0 \text{ Hz}$, 1H), 3.17 (d, $J = 16.0 \text{ Hz}$, 1H), 2.23-2.15 (m, 3H), 1.94-1.85 (m, 1H), 1.74-1.70 (m, 1H), 1.67-1.60 (m, 1H).

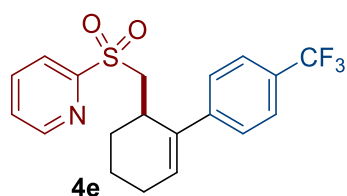
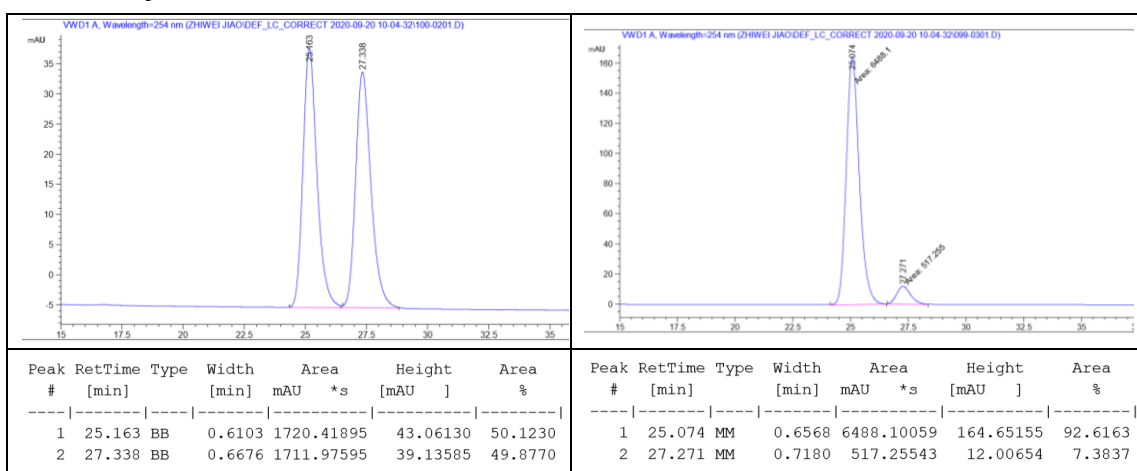
$^{13}\text{C-NMR}$ (101 MHz, CDCl_3): δ 157.7, 150.3, 144.9, 138.4, 137.1, 132.5, 132.3, 127.5, 126.8, 122.1, 119.0, 110.8, 53.9, 30.1, 27.0, 25.9, 17.4.

IR (cm^{-1}): 2226, 1603, 1578, 1452, 1427, 1306, 1162, 1111, 991, 846, 814, 761.

HRMS-ESI ($\text{M}+\text{H}$) $^+$: 339.1167, found: 339.1162.

$[\alpha]_{\text{D}}^{24} = +79.9$ ($c = 1.6$, CHCl_3).

Enantiomeric excess ($ee = 85\%$) was determined by high-performance liquid chromatography (HPLC) using a chiral stationary phase (AD-H column, flow rate = 0.8 mL min^{-1} , eluent: Hept/*i*-PrOH = 80:20, 254 nm absorbance), retention times: major enantiomer ($t_{\text{R}} = 25.07 \text{ min}$), minor enantiomer ($t_{\text{R}} = 27.27 \text{ min}$).



(*R*)-2-(((4'-(Trifluoromethyl)-2,3,4,5-tetrahydro-[1,1'-biphenyl]-2-yl)methyl)sulfonyl)pyridine.

The reaction was performed on 0.2 mmol scale, 2-(((trimethylsilyl)methyl)sulfonyl)pyridine (69 mg, 0.3 mmol) and 2-fluoro-4'-(trifluoromethyl)-2,3,4,5-tetrahydro-1,1'-biphenyl (49 mg, 0.2 mmol) were used and **L1** (8.3 mg) was used as the supporting ligand. The product **4e** was obtained by flash silica column chromatography (petroleum ether/EtOAc 80:20) (60 mg, 79% yield) as a colorless oil.

$^1\text{H-NMR}$ (400 MHz, CDCl_3): δ 8.59 (d, $J = 4.0 \text{ Hz}$, 1H), 8.05 (d, $J = 8.0 \text{ Hz}$, 1H),

7.94 (td, $J = 8.0, 4.0$ Hz, 1H), 7.54-7.50 (m, 1H), 7.49 (d, $J = 8.0$ Hz, 1H), 7.27 (d, $J = 8.0$ Hz, 2H), 6.11 (t, $J = 4.0$ Hz, 1H), 3.41 (brs, 1H), 3.36 (dd, $J = 16.0, 8.0$ Hz, 1H), 3.22 (d, $J = 16.0$ Hz, 1H), 2.21-2.16 (m, 3H), 1.93-1.87 (m, 1H), 1.74-1.62 (m, 2H).

^{19}F NMR (376.6 MHz, CDCl_3): δ -62.88.

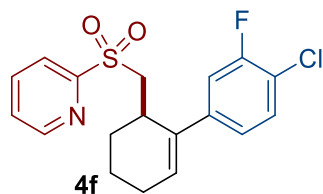
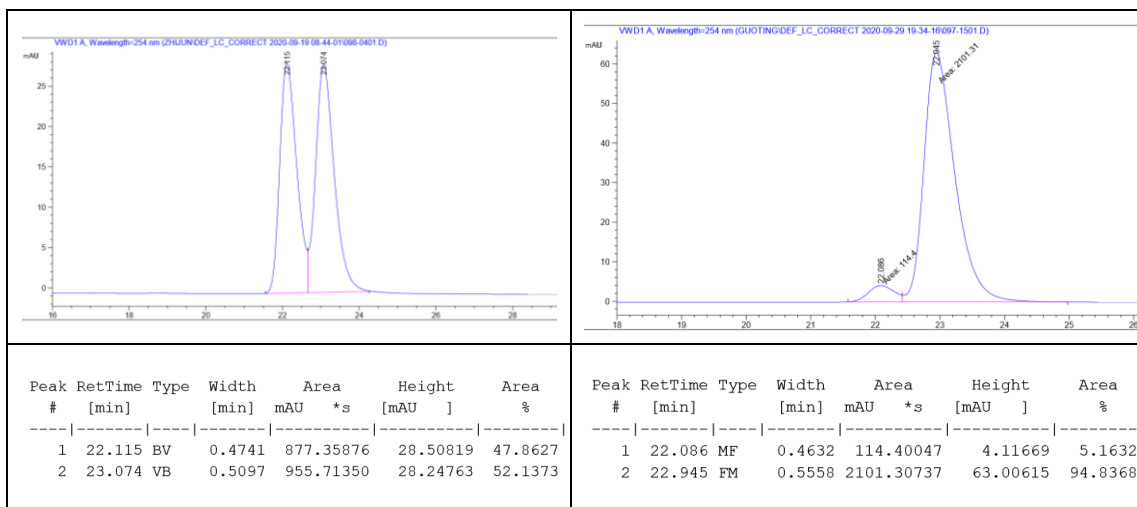
^{13}C -NMR (101 MHz, CDCl_3): δ 157.6, 150.3, 144.1, 138.3, 137.4, 131.1, 129.2 (q, $J = 32.3$ Hz), 127.5, 126.6, 126.6 (overlap), 125.6 (m), 122.2, 54.0, 30.6, 27.0, 25.8, 17.5.

IR (cm^{-1}): 1614, 1579, 1428, 1327, 1164, 1113, 1069, 848.

HRMS-ESI ($\text{M}+\text{H}^+$): 382.1089, found: 382.1086.

$[\alpha]_{\text{D}}^{24} = +85.4$ ($c = 1.5, \text{CHCl}_3$).

Enantiomeric excess (ee = 90%) was determined by high-performance liquid chromatography (HPLC) using a chiral stationary phase (IB column, flow rate = 0.8 mL min^{-1} , eluent: Hept/*i*-PrOH = 95:5, 254 nm absorbance), retention times: major enantiomer ($t_{\text{R}} = 22.94$ min), minor enantiomer ($t_{\text{R}} = 22.09$ min).



(*R*)-2-(((4'-Chloro-3'-fluoro-2,3,4,5-tetrahydro-[1,1'-biphenyl]-2-yl)methyl)sulfonyl)pyridine.

The reaction was performed on 0.2 mmol scale,

2-(((trimethylsilyl)methyl)sulfonyl)pyridine (69 mg, 0.3 mmol) and 4'-chloro-2,3'-difluoro-2,3,4,5-tetrahydro-1,1'-biphenyl (46 mg, 0.2 mmol) were used and **L1** (8.3 mg) was used as the supporting ligand. The product **4f** was obtained by flash silica column chromatography (petroleum ether/EtOAc 80:20) (60 mg, 82% yield) as a yellow oil.

¹H-NMR (400 MHz, CDCl₃): δ 8.65 (d, *J* = 4.0 Hz, 1H), 8.06 (d, *J* = 8.0 Hz, 1H), 7.96 (td, *J* = 8.0, 4.0 Hz, 1H), 7.56-7.53 (m, 1H), 7.27-7.23 (m, 1H), 6.94 (d, *J* = 8.0 Hz, 1H), 6.86 (dd, *J* = 8.0, 4.0 Hz, 1H), 6.08 (t, *J* = 4.0 Hz, 1H), 3.34-3.23 (m, 3H), 2.23-2.18 (m, 3H), 1.89-1.83 (m, 1H), 1.73-1.56 (m, *J* = 4.0 Hz, 2H).

¹⁹F NMR (376.6 MHz, CDCl₃): δ -115.6.,

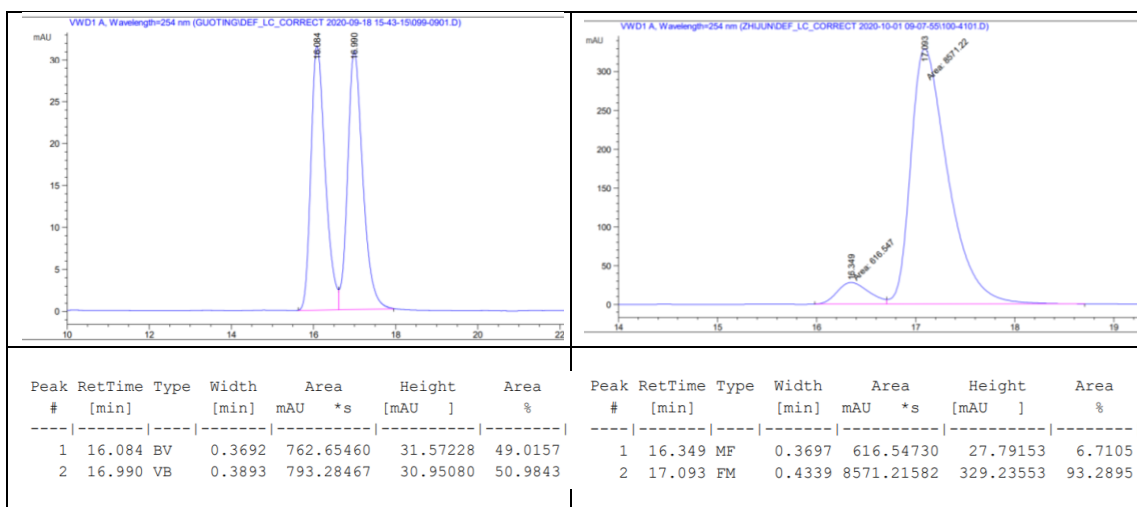
¹³C-NMR (101 MHz, CDCl₃): δ 159.3, 157.1 (d, *J* = 65.6 Hz), 150.4, 141.2 (d, *J* = 6.1 Hz), 138.3, 136.6 (d, *J* = 2.0 Hz), 130.6 (d, *J* = 4.0 Hz), 127.5, 122.7 (d, *J* = 4.0 Hz), 122.2, 119.6 (d, *J* = 17.2 Hz), 114.3 (d, *J* = 22.2 Hz), 54.0, 30.6, 26.8, 25.8, 17.3.

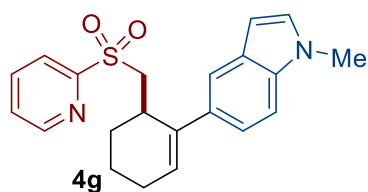
IR (cm⁻¹): 1569, 1489, 1452, 1427, 1307, 1248, 1182, 1162, 1111, 1061, 991, 855, 807, 748.

HRMS-ESI (M+H)⁺: 366.0731, found: 366.0723.

[α]_D²⁴ = +81.3 (*c* = 2.8, CHCl₃).

Enantiomeric excess (ee = 88%) was determined by high-performance liquid chromatography (HPLC) using a chiral stationary phase (IB column, flow rate = 0.8 mL min⁻¹, eluent: Hept/*i*-PrOH = 90:10, 254 nm absorbance), retention times: major enantiomer (*t*_R = 17.09 min), minor enantiomer (*t*_R = 16.35 min).





(R)-2-(((4'-Chloro-3'-fluoro-2,3,4,5-tetrahydro-[1,1'-biphenyl]-2-yl)methyl)sulfonyl)pyridine.

The reaction was performed on 0.2 mmol scale, 2-(((trimethylsilyl)methyl)sulfonyl)pyridine (69 mg, 0.3 mmol) and 5-(6-fluorocyclohex-1-en-1-yl)-1-methyl-1*H*-indole (46 mg, 0.2 mmol) were used and **L1** (8.3 mg) was used as the supporting ligand. The product **4g** was obtained by flash silica column chromatography (petroleum ether/EtOAc 50:50) (61 mg, 83% yield) as a white solid.

¹**H-NMR** (400 MHz, CDCl₃): δ 8.65 (d, *J* = 4.0 Hz, 1H), 8.06 (d, *J* = 8.0 Hz, 1H), 7.96 (td, *J* = 8.0, 4.0 Hz, 1H), 7.56-7.53 (m, 1H), 7.27-7.23 (m, 1H), 6.94 (d, *J* = 8.0 Hz, 1H), 6.86 (dd, *J* = 8.0, 4.0 Hz, 1H), 6.08 (t, *J* = 4.0 Hz, 1H), 3.34-3.23 (m, 3H), 2.23-2.18 (m, 3H), 1.89-1.83 (m, 1H), 1.73-1.56 (m, *J* = 4.0 Hz, 2H).

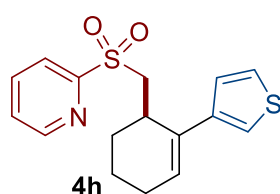
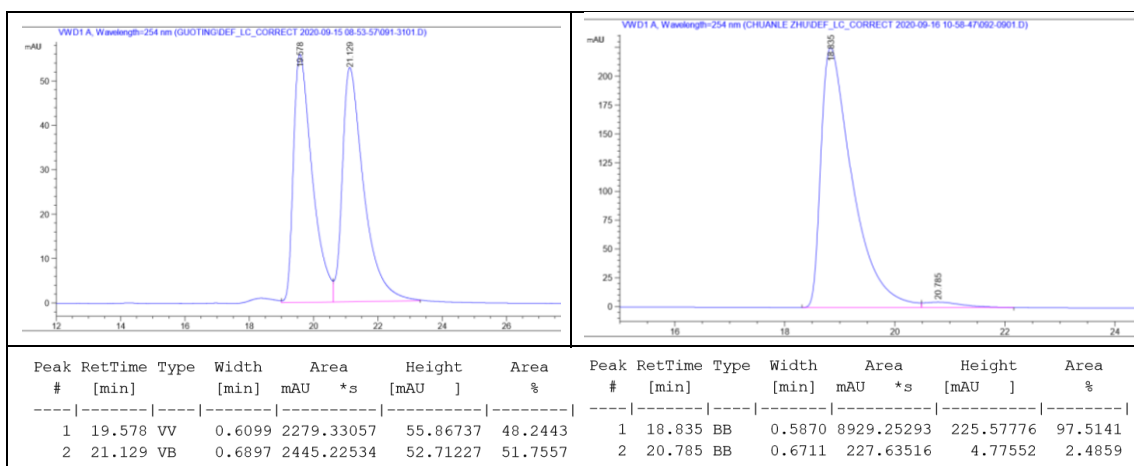
¹³**C-NMR** (101 MHz, CDCl₃): δ 157.7, 150.2, 139.2, 138.1, 136.2, 132.1, 129.3, 128.6, 127.6, 127.2, 122.1, 120.7, 118.5, 109.3, 101.3, 54.4, 33.0, 31.4, 27.1, 25.9, 17.8.

IR (cm⁻¹): 1579, 1512, 1489, 1427, 1305, 1249, 1161, 1110, 992, 756.

HRMS-ESI (M+Na)⁺: 389.1300, found: 389.1295.

[α]_D²⁴ = +56.7 (*c* = 1.7, CHCl₃).

Enantiomeric excess (ee = 95%) was determined by high-performance liquid chromatography (HPLC) using a chiral stationary phase (IB column, flow rate = 0.8 mL min⁻¹, eluent: Hept/*i*-PrOH = 80:20, 254 nm absorbance), retention times: major enantiomer (*t*_R = 18.84 min), minor enantiomer (*t*_R = 20.79 min).



(R)-2-(((2-(Thiophen-3-yl)cyclohex-2-en-1-yl)methyl)sulfonyl)pyridine.

The reaction was performed on 0.2 mmol scale, 2-(((trimethylsilyl)methyl)sulfonyl)pyridine (69 mg, 0.3 mmol) and 3-(6-fluorocyclohex-1-en-1-yl)thiophene (36 mg, 0.2 mmol) were used and **L1** (8.3 mg) was used as the supporting ligand. The product **4h** was obtained by flash silica column chromatography (petroleum ether/EtOAc 80:20) (52 mg, 82% yield) as a brown solid.

¹H-NMR (400 MHz, CDCl₃): δ 8.71 (d, *J* = 8.0 Hz, 1H), 8.10 (d, *J* = 8.0 Hz, 1H), 7.96 (td, *J* = 8.0, 4.0 Hz, 1H), 7.56-7.53 (m, 1H), 7.23-7.21 (m, 1H), 7.15-7.14 (m, 1H), 7.09 (dd, *J* = 8.0, 4.0 Hz, 1H), 6.19 (t, *J* = 4.0 Hz, 1H), 3.53-3.38 (m, 3H), 2.21-2.15 (m, 3H), 1.80-1.76 (m, 1H), 1.69-1.60 (m, 2H).

¹³C-NMR (101 MHz, CDCl₃): δ 157.9, 150.4, 141.4, 138.3, 133.1, 127.5, 127.4, 125.9, 125.4, 122.1, 119.3, 54.1, 30.4, 26.5, 25.5, 17.2.

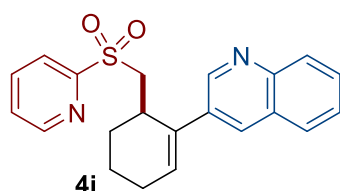
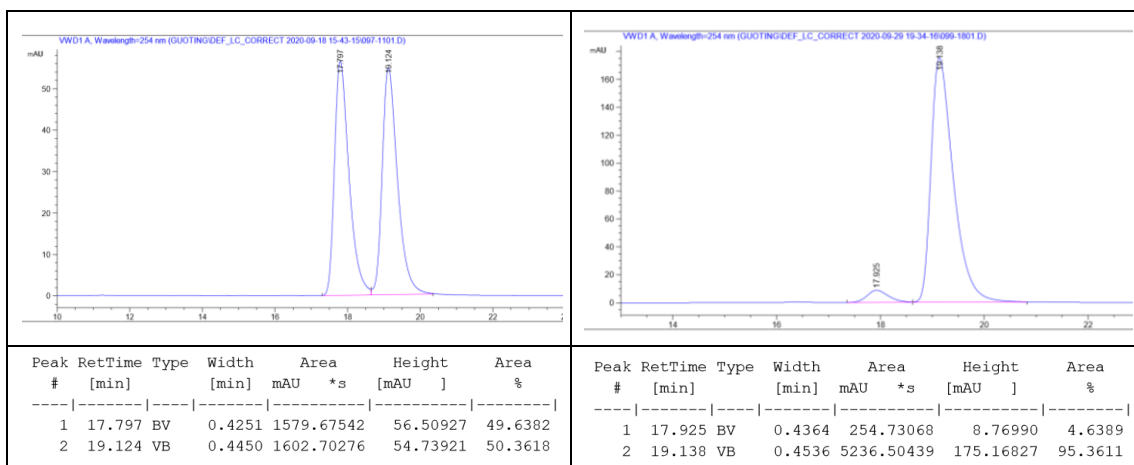
IR (cm⁻¹): 1578, 1452, 1427, 1329, 1304, 1246, 1162, 1111, 1081, 991, 851, 780, 763, 653.

HRMS-ESI (M+Na)⁺: 342.0598, found: 342.0596.

[α]_D²⁴ = +105.8 (*c* = 2.2, CHCl₃).

Enantiomeric excess (ee = 91%) was determined by high-performance liquid

chromatography (HPLC) using a chiral stationary phase (IB column, flow rate = 0.8 mL min⁻¹, eluent: Hept/*i*-PrOH = 90:10, 254 nm absorbance), retention times: major enantiomer ($t_R = 19.14$ min), minor enantiomer ($t_R = 17.93$ min).



(*R*)-3-(6-((Pyridin-2-ylsulfonyl)methyl)cyclohex-1-en-1-yl)quinoline.

The reaction was performed on 0.2 mmol scale, 2-(((trimethylsilyl)methyl)sulfonyl)pyridine (69 mg, 0.3 mmol) and 3-(6-fluorocyclohex-1-en-1-yl)quinoline (45 mg, 0.2 mmol) were used and **L1** (8.3 mg) was used as the supporting ligand. The product **4i** was obtained by flash silica column chromatography (petroleum ether/EtOAc 50:50) (48 mg, 66% yield) as a pale yellow oil.

¹H-NMR (400 MHz, CDCl₃): δ 8.77 (d, *J* = 4.0 Hz, 1H), 8.47 (d, *J* = 4.0 Hz, 1H), 8.06 (d, *J* = 8.0 Hz, 1H), 8.02 (d, *J* = 8.0 Hz, 1H), 7.95 (d, *J* = 8.0 Hz, 1H), 7.88 (t, 7.75 (d, *J* = 8.0 Hz, 1H), 7.68 (t, *J* = 8.0 Hz, 1H), 7.54 (t, *J* = 8.0 Hz, 1H), 7.44 (td, *J* = 8.0, 4.0 Hz, 1H), 6.25 (t, *J* = 4.0 Hz, 1H), 3.54 (brs, 1H), 3.45-3.31 (m, 1H), 2.32-2.25 (m, 3H), 1.99-1.92 (m, 1H), 1.79-1.67 (m, 2H).

¹³C-NMR (101 MHz, CDCl₃): δ 150.3, 149.7, 138.2, 135.6, 132.9, 132.2, 131.5, 129.4, 129.2, 128.2, 127.9, 127.5, 127.0, 122.0, 53.9, 30.5, 27.0, 26.0, 17.3.

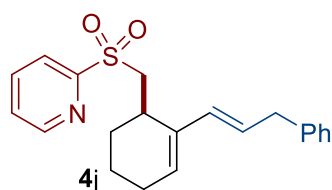
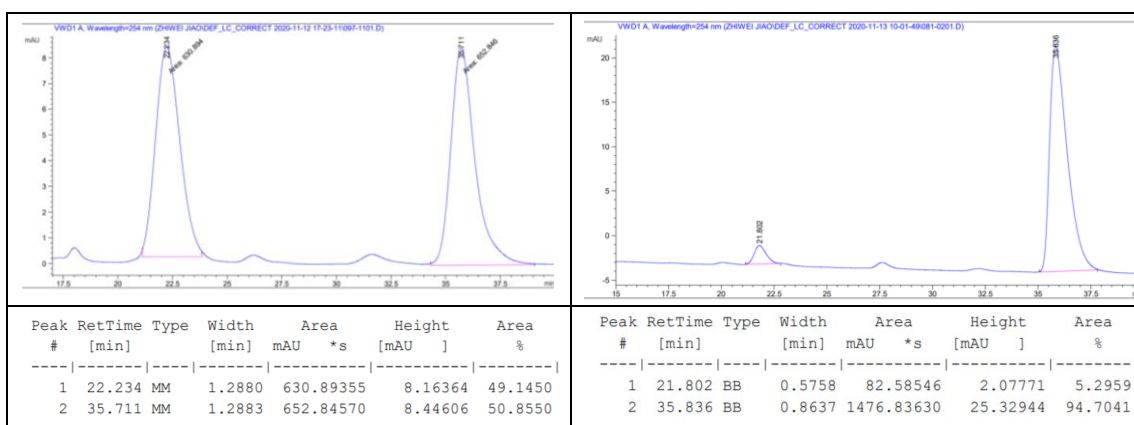
IR (cm⁻¹): 2926, 1492, 1452, 1427, 1306, 1258, 1162, 1111, 1082, 1022, 991, 973,

908, 849, 788, 754, 698, 664.

HRMS-ESI (M+H)⁺: 365.1324, found: 365.1317.

$[\alpha]_D^{24} = +5.9$ ($c = 1.7$, CHCl₃).

Enantiomeric excess (ee = 89%) was determined by high-performance liquid chromatography (HPLC) using a chiral stationary phase (AD-H column, flow rate = 0.8 mL min⁻¹, eluent: Hept/*i*-PrOH = 85:15, 254 nm absorbance), retention times: major enantiomer ($t_R = 35.84$ min), minor enantiomer ($t_R = 21.80$ min).



(*R,E*)-2-(((2-(3-Phenylprop-1-en-1-yl)cyclohex-2-en-1-yl)methyl)sulfonyl)pyridine

The reaction was performed on 0.2 mmol scale, 2-(((trimethylsilyl)methyl)sulfonyl)pyridine (69 mg, 0.3 mmol) and (*E*)-(3-(6-fluorocyclohex-1-en-1-yl)allyl)benzene (43 mg, 0.2 mmol) were used and **L1** (8.3 mg) was used as the supporting ligand. The product **4j** was obtained by flash silica column chromatography (petroleum ether/EtOAc 80:20) (52 mg, 74% yield) as a colorless oil.

¹H-NMR (400 MHz, CDCl₃): δ 8.58 (d, $J = 8.0$ Hz, 1H), 8.02 (d, $J = 8.0$ Hz, 1H), 7.88 (td, $J = 8.0, 4.0$ Hz, 1H), 7.46-7.43 (m, 1H), 7.29-7.25 (m, 2H), 7.21-7.17 (m, 1H), 7.15-7.13 (m, 2H), 5.89 (d, $J = 16.0$ Hz, 1H), 5.73 (t, $J = 4.0$ Hz, 1H), 5.66-5.59 (m, 2H), 3.52 (d, $J = 12.0$ Hz, 1H), 3.42 (d, $J = 12.0, 8.0$ Hz, 1H), 3.36 (d, $J = 8.0$ Hz,

2H), 3.15 (d, $J = 12.0$ Hz, 1H), 2.16-2.12 (m, 3H), 1.66-1.55 (m, 3H).

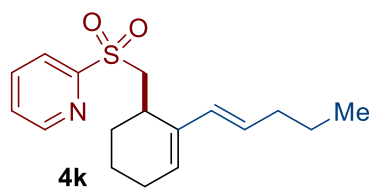
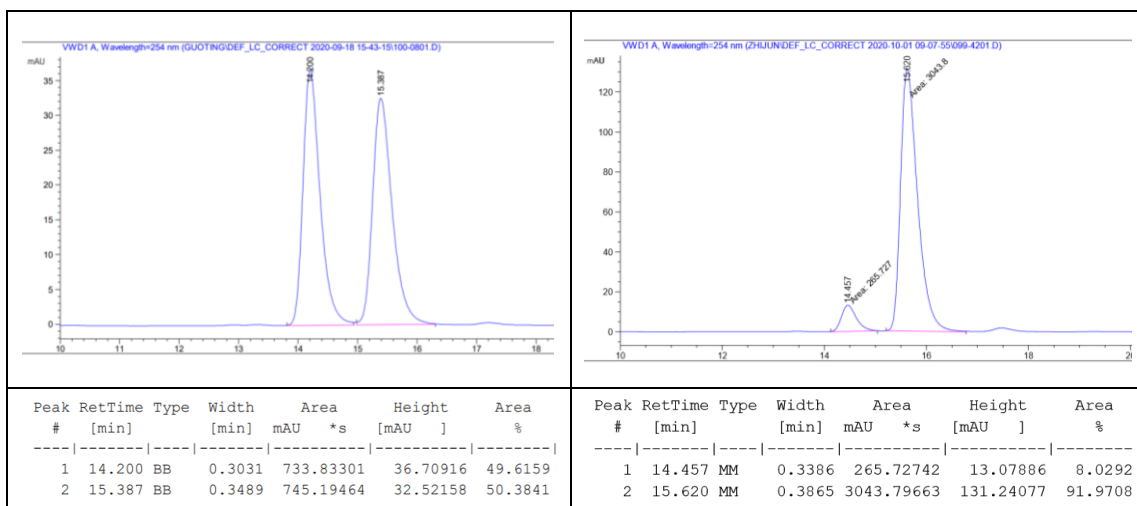
$^{13}\text{C-NMR}$ (101 MHz, CDCl_3): δ 157.8, 150.3, 140.6, 138.2, 136.0, 132.3, 130.9, 128.7, 128.5, 127.4, 126.1, 122.3, 54.0, 39.3, 28.0, 25.7, 25.5, 17.1.

IR (cm^{-1}): 1658, 1639, 1580, 1550, 1511, 1494, 1452, 1428, 1407, 1307, 1163, 1111, 991, 853, 756, 701.

HRMS-ESI ($\text{M}+\text{Na}$) $^+$: 376.1525, found: 376.1531.

$[\alpha]_{\text{D}}^{24} = +39.1$ ($c = 3.6$, CHCl_3).

Enantiomeric excess ($ee = 84\%$) was determined by high-performance liquid chromatography (HPLC) using a chiral stationary phase (IB column, flow rate = 0.8 mL min^{-1} , eluent: Hept/*i*-PrOH = 90:10, 254 nm absorbance), retention times: major enantiomer ($t_{\text{R}} = 15.62$ min), minor enantiomer ($t_{\text{R}} = 14.46$ min).



(*R,E*)-2-(((2-(Pent-1-en-1-yl)cyclohex-2-en-1-yl)methyl)sulfonyl)pyridine.

The reaction was performed on 0.2 mmol scale, 2-(((trimethylsilyl)methyl)sulfonyl)pyridine (69 mg, 0.3 mmol) and (*E*)-6-fluoro-1-(pent-1-en-1-yl)cyclohex-1-ene (34 mg, 0.2 mmol) were used and **L1** (8.3 mg) was used as the supporting ligand. The product **4k** was obtained by flash silica column chromatography (petroleum ether/EtOAc 80:20) (40 mg, 66% yield) as

a colorless oil.

$^1\text{H-NMR}$ (400 MHz, CDCl_3): δ 8.75 (d, $J = 4.0$ Hz, 1H), 8.12 (d, $J = 8.0$ Hz, 1H), 7.97 (t, $J = 8.0$ Hz, 1H), 7.57-7.53 (m, 1H), 5.81 (d, $J = 16.0$ Hz, 1H), 5.67 (t, $J = 4.0$ Hz, 1H), 5.58-5.51 (m, 1H), 3.53-3.40 (m, 2H), 3.16 (d, $J = 8.0$ Hz, 1H), 2.09 (brs, 1H), 2.06-1.97 (m, 2H), 1.65-1.55 (m, 3H), 1.40-1.31 (m, 2H), 0.87 (t, $J = 8.0$ Hz, 3H).

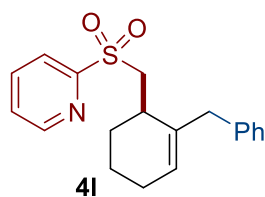
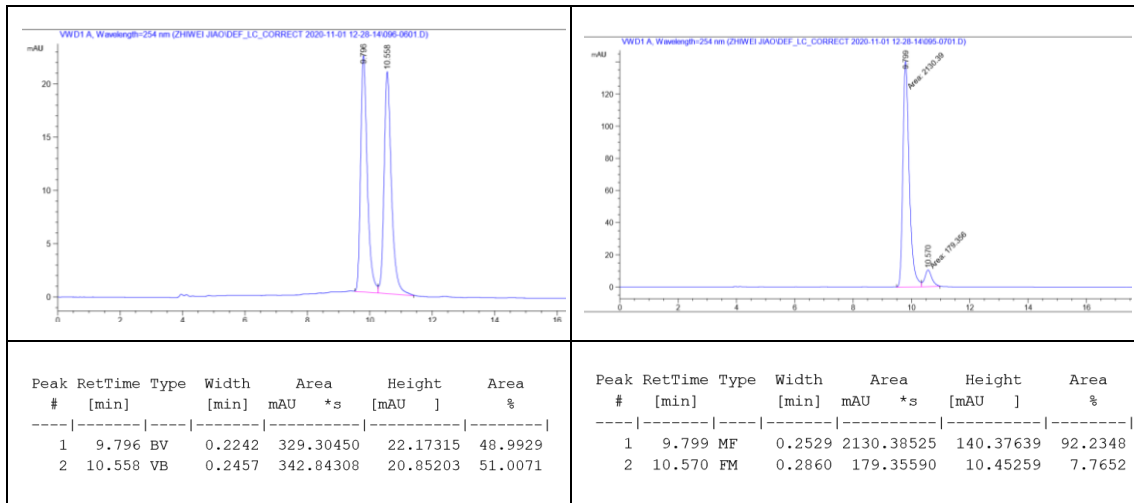
$^{13}\text{C-NMR}$ (101 MHz, CDCl_3): δ 158.1, 150.3, 138.3, 136.2, 131.0, 129.7, 128.0, 127.4, 122.2, 53.9, 35.1, 27.9, 25.8, 25.4, 22.7, 17.2, 13.8.

IR (cm^{-1}): 1578, 1453, 1427, 1307, 1163, 1111, 990, 971, 783, 757, 618.

HRMS-ESI ($\text{M}+\text{Na}$) $^+$: 328.1347, found: 328.1340.

$[\alpha]_{\text{D}}^{24} = +59.6$ ($c = 3.5$, CHCl_3).

Enantiomeric excess (ee = 85%) was determined by high-performance liquid chromatography (HPLC) using a chiral stationary phase (AD-H column, flow rate = 0.8 mL min^{-1} , eluent: Hept/*i*-PrOH = 90:10, 254 nm absorbance), retention times: major enantiomer ($t_{\text{R}} = 9.80$ min), minor enantiomer ($t_{\text{R}} = 10.57$ min).



(R)-2-(((2-Benzylcyclohex-2-en-1-yl)methyl)sulfonyl)pyridine.

The reaction was performed on 0.2 mmol scale,

2-(((trimethylsilyl)methyl)sulfonyl)pyridine (69 mg, 0.3 mmol) and ((6-fluorocyclohex-1-en-1-yl)methyl)benzene (38 mg, 0.2 mmol) were used and **L1** (8.3 mg) was used as the supporting ligand. The product **4I** was obtained by flash silica column chromatography (petroleum ether/EtOAc 80:20) (37 mg, 57% yield) as a pale yellow oil.

¹H-NMR (400 MHz, CDCl₃): δ 8.74 (d, *J* = 4.0 Hz, 1H), 8.05 (d, *J* = 8.0 Hz, 1H), 7.92 (td, *J* = 8.0, 4.0 Hz, 1H), 7.54-7.51 (m, 1H), 7.23-7.14 (m, 3H), 7.03 (d, *J* = 8.0 Hz, 2H), 5.51 (s, 1H), 3.60 (d, *J* = 16.0 Hz, 1H), 3.36 (dd, *J* = 16.0, 12.0 Hz, 1H), 3.27 (d, *J* = 16.0 Hz, 1H), 3.14 (d, *J* = 8.0 Hz, 1H), 3.55 (d, *J* = 8.0 Hz, 1H), 2.04-1.95 (m, 3H), 1.60-1.52 (m, 2H).

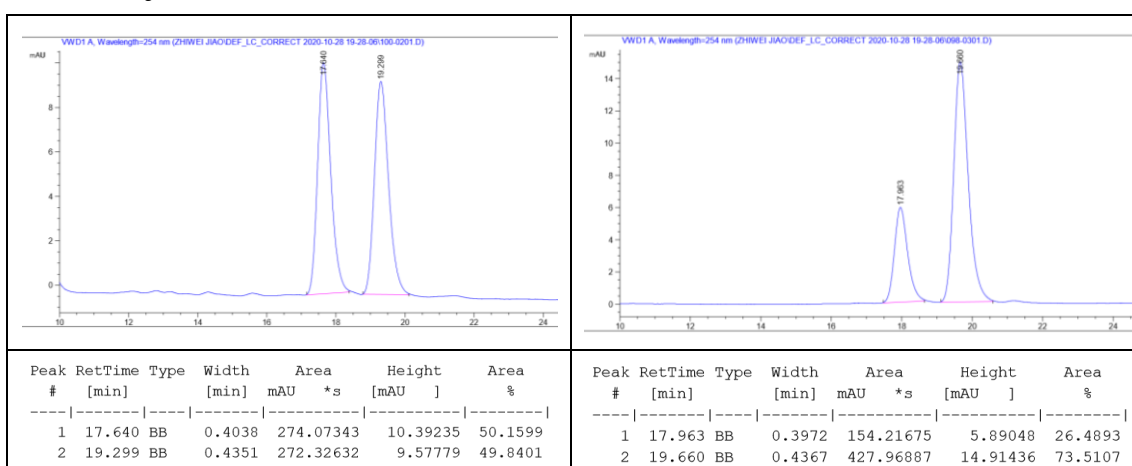
¹³C-NMR (101 MHz, CDCl₃): δ 157.6, 150.3, 139.5, 138.2, 136.9, 128.9, 128.3, 127.4, 127.2, 126.1, 122.3, 53.8, 41.6, 31.0, 26.8, 25.1, 17.3.

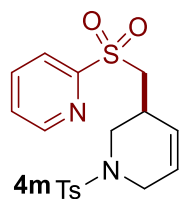
IR (cm⁻¹): 1578, 1452, 1428, 1306, 1163, 1110, 991, 65, 747, 701.

HRMS-ESI (M+Na)⁺: 350.1191, found: 350.1183.

[α]_D²⁴ = +21.3 (*c* = 3.2, CHCl₃).

Enantiomeric excess (ee = 47%) was determined by high-performance liquid chromatography (HPLC) using a chiral stationary phase (AD-H column, flow rate = 0.8 mL min⁻¹, eluent: Hept/*i*-PrOH = 90:10, 254 nm absorbance), retention times: major enantiomer (*t*_R = 19.66 min), minor enantiomer (*t*_R = 17.96 min).





(S)-2-(((1-Tosyl-1,2,3,6-tetrahydropyridin-3-yl)methyl)sulfonyl)pyridine.

The reaction was performed on 0.2 mmol scale, 2-(((trimethylsilyl)methyl)sulfonyl)pyridine (69 mg, 0.3 mmol) and 3-fluoro-1-tosyl-1,2,3,6-tetrahydropyridine (51 mg, 0.2 mmol) were used and **L1** (8.3 mg) was used as the supporting ligand. The product **4m** was obtained by flash silica column chromatography (petroleum ether/EtOAc 50:50) (52 mg, 66% yield) as a colorless oil.

¹H-NMR (400 MHz, CDCl₃): δ 8.76 (d, *J* = 4.0 Hz, 1H), 8.12 (d, *J* = 8.0 Hz, 1H), 7.99 (d, *J* = 8.0 Hz, 1H), 7.63 (d, *J* = 8.0 Hz, 2H), 7.59-7.57 (m, 1H), 7.31 (d, *J* = 8.0 Hz, 2H), 5.85-5.82 (m, 1H), 5.72-5.70 (m, 1H), 3.72 (d, *J* = 16.0 Hz, 1H), 3.57-3.46 (m, 2H), 3.42-3.32 (m, 2H), 3.04-3.01 (m, 2H), 2.43 (s, 3H).

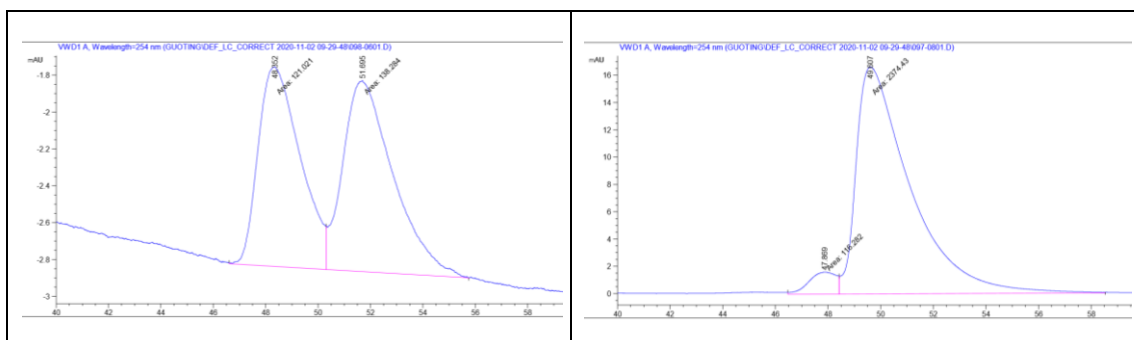
¹³C-NMR (101 MHz, CDCl₃): δ 157.6, 150.4, 144.0, 138.5, 133.1, 129.9, 127.8, 127.7, 127.0, 124.8, 122.2, 54.7, 47.2, 44.9, 30.3, 21.7.

IR (cm⁻¹): 1428, 1348, 1307, 1165, 1110, 976, 818, 759, 713, 696.

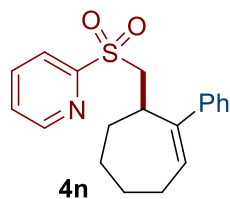
HRMS-ESI (M+H)⁺: 393.0943, found: 393.0935.

[α]_D²⁴ = +99.4 (*c* = 1.4, CHCl₃).

Enantiomeric excess (ee = 91%) was determined by high-performance liquid chromatography (HPLC) using a chiral stationary phase (IB column, flow rate = 0.8 mL min⁻¹, eluent: Hept/*i*-PrOH = 80:20, 254 nm absorbance), retention times: major enantiomer (*t*_R = 49.61 min), minor enantiomer (*t*_R = 47.87 min).



Peak #	RetTime [min]	Type	Width [min]	Area mAU *s	Height [mAU]	Area %	Peak #	RetTime [min]	Type	Width [min]	Area mAU *s	Height [mAU]	Area %
1	48.352	MF	1.8627	121.02113	1.08282	46.6712	1	47.869	MF	1.2057	116.28219	1.60736	4.6686
2	51.695	FM	2.2251	138.28441	1.03578	53.3288	2	49.607	FM	2.3786	2374.42944	16.63745	95.3314



(R)-2-(((2-Phenylcyclohept-2-en-1-yl)methyl)sulfonyl)pyridine.

The reaction was performed on 0.2 mmol scale, 2-(((trimethylsilyl)methyl)sulfonyl)pyridine (69 mg, 0.3 mmol) and 7-fluoro-1-phenylcyclohept-1-ene (38 mg, 0.2 mmol) were used and **L1** (8.3 mg) was used as the supporting ligand. The product **4n** was obtained by flash silica column chromatography (petroleum ether/EtOAc 75:25) (47 mg, 72% yield) as a pale yellow solid.

¹H-NMR (400 MHz, CDCl₃): δ 8.63 (d, *J* = 8.0 Hz, 1H), 7.94 (d, *J* = 8.0 Hz, 1H), 7.86 (td, *J* = 8.0, 4.0 Hz, 1H), 7.49-7.45 (m, 1H), 7.21-7.18 (m, 3H), 7.16-7.14 (m, 2H), 5.96 (t, *J* = 8.0 Hz, 1H), 3.82 (dd, *J* = 16.0, 12.0 Hz, 1H), 3.62 (dd, *J* = 16.0, 4.0 Hz, 1H), 3.51-3.47 (m, 1H), 2.34-2.24 (m, 2H), 2.15-2.10 (m, 1H), 1.94-1.81 (m, 3H), 1.78-1.73 (m, 1H), 1.51-1.41 (m, 1H).

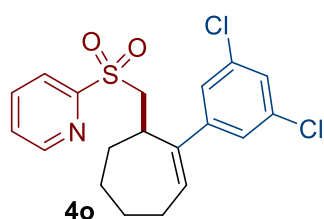
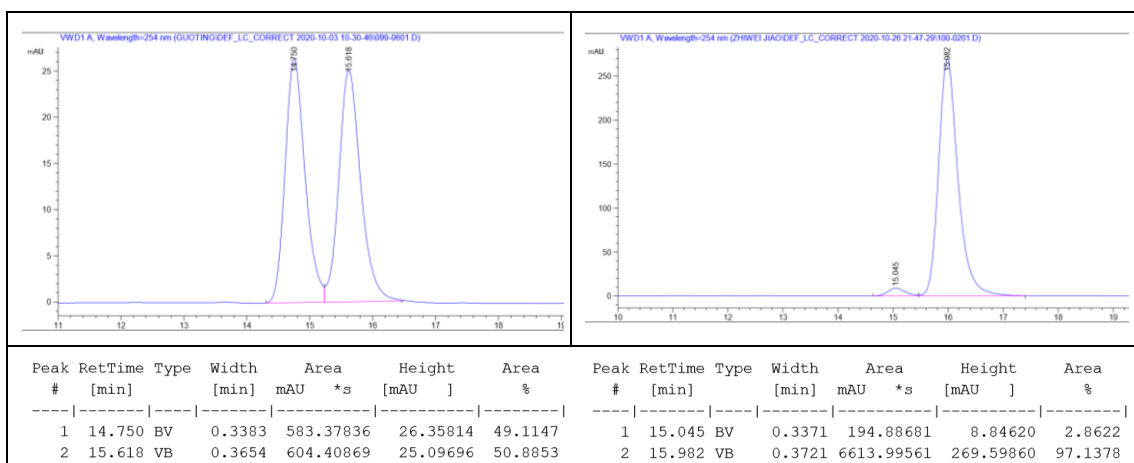
¹³C-NMR (101 MHz, CDCl₃): δ 157.5, 150.2, 145.0, 143.7, 138.1, 132.4, 128.3, 127.3, 126.9, 126.4, 122.2, 52.5, 37.6, 29.7, 27.9, 26.9, 25.7.

IR (cm⁻¹): 1578, 1447, 1427, 1309, 1162, 1110, 757, 700.

HRMS-ESI (M+Na)⁺: 350.1911, found: 350.1200.

[α]_D²⁴ = +29.8 (*c* = 1.7, CHCl₃).

Enantiomeric excess (ee = 94%) was determined by high-performance liquid chromatography (HPLC) using a chiral stationary phase (AD-H column, flow rate = 0.8 mL min⁻¹, eluent: Hept/*i*-PrOH = 85:15, 254 nm absorbance), retention times: major enantiomer (*t*_R = 15.98 min), minor enantiomer (*t*_R = 15.05 min).



(R)-2-(((2-(3,5-Dichlorophenyl)cyclohept-2-en-1-yl)methyl)sulfonyl)pyridine

The reaction was performed on 0.2 mmol scale, 2-(((trimethylsilyl)methyl)sulfonyl)pyridine (69 mg, 0.3 mmol) and 1-(3,5-dichlorophenyl)-7-fluorocyclohept-1-ene (49 mg, 0.2 mmol) were used and **L1** (8.3 mg) was used as the supporting ligand. The product **4o** was obtained by flash silica column chromatography (petroleum ether/EtOAc 80:20) (60 mg, 76% yield) as a pale yellow oil.

¹H-NMR (400 MHz, CDCl₃): δ 8.66 (d, *J* = 4.0 Hz, 1H), 7.95 (d, *J* = 8.0 Hz, 1H), 7.89 (td, *J* = 8.0, 4.0 Hz, 1H), 7.52-7.49 (m, 1H), 7.16 (t, *J* = 4.0 Hz, 1H), 6.97 (d, *J* = 4.0 Hz, 2H), 5.97 (t, *J* = 8.0 Hz, 1H), 3.32 (d, *J* = 8.0 Hz, 1H), 3.27-3.23 (m, 1H), 2.36-2.23 (m, 2H), 2.21-2.11 (m, 1H), 1.94-1.87 (m, 2H), 1.83-1.76 (m, 2H), 1.48-1.38 (m, 1H).

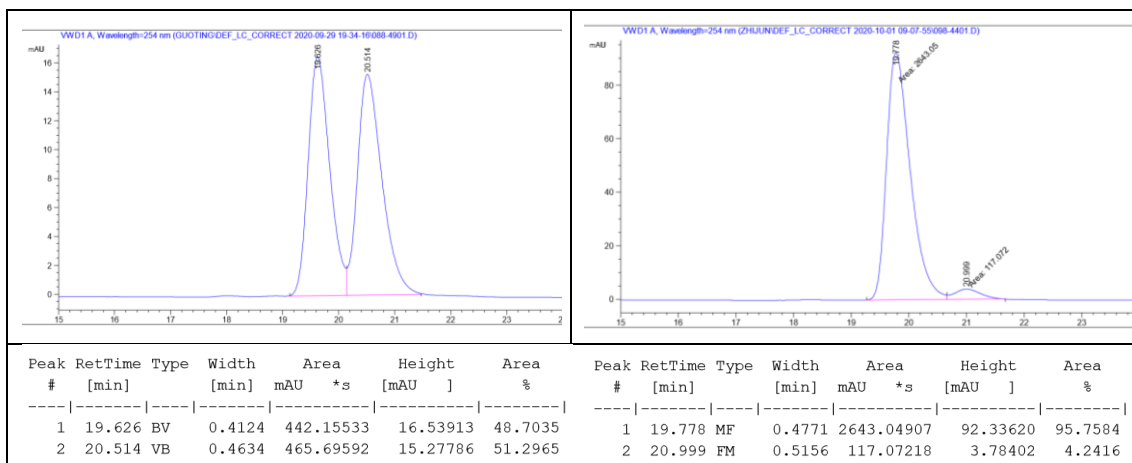
¹³C-NMR (101 MHz, CDCl₃): δ 157.0, 150.3, 146.9, 143.0, 138.1, 134.74, 134.67, 127.5, 126.8, 125.1, 122.2, 52.3, 37.6, 29.8, 27.9, 26.7, 25.6.

IR (cm⁻¹): 1580, 1557, 1450, 1427, 1313, 1162, 1110, 855, 797, 757, 687.

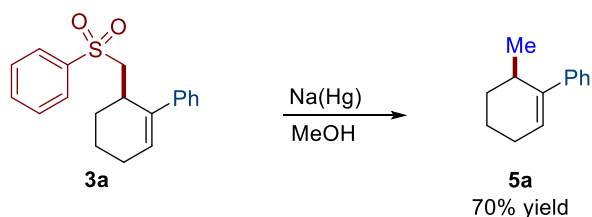
HRMS-ESI (M+H)⁺: 396.0592, found: 396.0583.

[α]_D²⁴ = +29.4 (*c* = 1.4, CHCl₃).

Enantiomeric excess (ee = 92%) was determined by high-performance liquid chromatography (HPLC) using a chiral stationary phase (IB column, flow rate = 0.8 mL min⁻¹, eluent: Hept/*i*-PrOH = 95:5, 254 nm absorbance), retention times: major enantiomer (*t*_R = 19.78 min), minor enantiomer (*t*_R = 21.00 min).



IV. Functional groups transformations



3a (62 mg, 0.2 mmol) was dissolved in MeOH (5 mL) and then was treated with 10% Na(Hg) (115 mg) and Na₂HPO₄ (93 mg, 0.6 mmol). The resulting suspension was stirred for 6 h at room temperature before it was quenched with aqueous NH₄Cl (5 mL) and extracted with Et₂O (50 mL x 2), and the combined organic phase was washed with brine (15 mL x 3) and dried (MgSO₄), filtered, and concentrated. The residue was purified by flash chromatography (hexanes/EtOAc 100:1), to afford **5a** (24 mg, 79% yield) as a colorless oil.

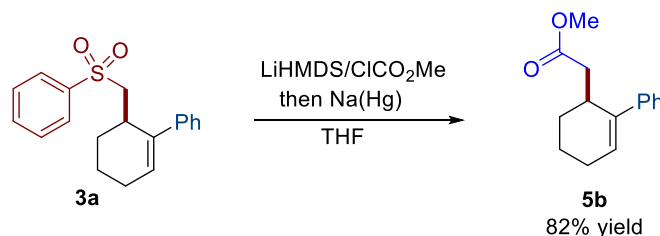
¹H-NMR (400 MHz, CDCl₃): δ 7.31-7.29 (m, 4H), 7.24-7.19 (m, 1H), 5.88 (t, d, *J* = 4.0 Hz, 1H), 2.83 (brs, 1H), 2.17-2.15 (m, 1H), 1.89-1.86 (m, 1H), 1.71-1.55 (m, 3H), 0.94 (d, *J* = 8.0 Hz, 3H).

¹³C-NMR (101 MHz, CDCl₃): δ 143.1, 142.9, 128.2, 126.5, 126.4, 125.6, 77.5, 77.2, 76.8, 31.2, 30.6, 26.4, 20.3, 19.0.

IR (cm⁻¹): 1598, 1542, 1493, 144, 1361, 997, 880, 75, 697.

HRMS-EI (M)⁺: 172.1252, found: 172.1254.

[α]_D²⁴ = +62.8 (*c* = 1.1, CHCl₃).



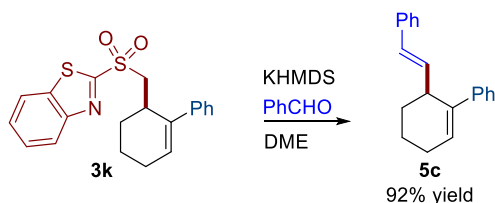
To a solution of sulfone **3a** (62 mg, 0.2 mmol) in THF (1 mL) was added LiHMDS (300 μ L, 1.0M in THF) at -78 °C. The resulting orange solution was stirred at -78 °C for 30 min before methyl chloroformate (18 μ L, 0.24 mmol) was added. The mixture was stirred at -78 °C for 2 h, and then saturated aqueous NH₄Cl (2 mL) was added. The organic phase was separated, and the aqueous layer was extracted with EtOAc (30 mL \times 3 mL). The combined organic phase was washed with brine (15 mL \times 3), dried over (MgSO₄), and then filtered and concentrated. The crude compound was dissolved in MeOH (5 mL) and then was treated with 10% Na(Hg) (115 mg) and Na₂HPO₄ (93 mg, 0.6 mmol). The resulting suspension was stirred for 1 h at room temperature before it was quenched with aqueous NH₄Cl (5 mL) and extracted with Et₂O (50 mL \times 3), and the combined organic phase was washed with brine (25 mL \times 3) and dried (MgSO₄), filtered, and concentrated. The residue was purified by flash chromatography (hexanes/EtOAc 95:5) to afford **5b** (38 mg, 82% yield over two steps) as colorless oil.

¹H-NMR (400 MHz, CDCl₃): δ 7.32-7.28 (m, 4H), 7.24-7.21 (m, 1H), 5.97 (t, *J* = 4.0 Hz, 1H), 3.59 (s, 3H), 3.26 (brs, 1H), 2.37 (dd, *J* = 12.0, 4.0 Hz, 1H), 2.20-2.16 (m, 3H), 1.88-1.84 (m, 1H), 1.70-1.61 (m, 3H).

¹³C-NMR (101 MHz, CDCl₃): δ 173.7, 141.8, 140.3, 128.5, 127.5, 127.0, 126.4, 51.6, 38.4, 32.8, 27.9, 26.2, 18.4.

IR (cm⁻¹): 1737, 1543, 1493, 1435, 1351, 1281, 1169, 759, 699.

[α]_D²⁴ = +75.9 (*c* = 0.8, CHCl₃).



To a solution of sulfone **3k** (74 mg, 0.2 mmol) in DME (1 mL) was added KHMDS (300 μ L, 1.0M in THF) at -78 $^{\circ}$ C. The resulting orange clear solution was stirred at -78 $^{\circ}$ C for 30 min and then fresh distilled benzaldehyde (31 μ L, 0.3 mmol) was added. The mixture was stirred at -78 $^{\circ}$ C for 2 h, and then saturated aqueous NH_4Cl (2 mL) was added. The organic phase was separated, and the aqueous layer was extracted with EtOAc (15 mL \times 3 mL). The combined organic phase was washed with brine (15 mL \times 3), dried over (MgSO_4), and then filtered and concentrated. The residue was purified by flash chromatography (pure hexanes) to afford **5c** (48 mg, 92% yield) as a colorless oil.

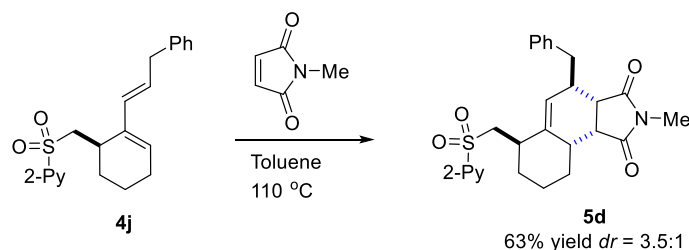
$^1\text{H-NMR}$ (400 MHz, CDCl_3): δ 7.40 (d, $J = 8.0$ Hz, 2H), 7.29-7.22 (m, 6H), 7.19-7.14 (m, 2H), 6.33-6.22 (m, 2H), 6.20 (t, $J = 4.0$ Hz, 1H), 3.55 (s, 1H), 2.26-2.25 (m, 2H).

$^{13}\text{C-NMR}$ (101 MHz, CDCl_3): δ 142.2, 138.6, 137.9, 133.8, 131.0, 128.5, 128.3, 127.1, 127.0, 126.6, 126.2, 126.1, 39.5, 29.7, 26.2, 18.1.

IR (cm^{-1}): 3023, 2861, 1494, 1445, 965, 757, 744, 693.

HRMS-EI (M^+): 260.1565, found: 260.1569.

$[\alpha]_{\text{D}}^{24} = +116.9$ ($c = 2.5$, CHCl_3).



To a solution of sulfone **4j** (38 mg, 0.12 mmol) in dry toluene (1.0 mL) was added 1-methyl-1H-pyrrole-2,5-dione (27 mg, 0.24 mmol) and then the mixture was heated at 110 $^{\circ}$ C for 12 hours. The mixture was purified by flash chromatography (hexanes/EtOAc 50:50) to afford **5d** as a mixture (35 mg, 63% yield, $dr = 3.5:1$) as

pale yellow foam.

¹H-NMR (400 MHz, CDCl₃): δ 8.71 (d, *J* = 8.0 Hz, 1H), 8.06-8.01 (m, 1H), 7.94 (t, *J* = 8.0 Hz, 1H), 7.55-7.52 (m, 1H), 7.30-7.26 (m, 5H), 7.24-7.20 (m, 1H), 5.39 (s, 1H), 3.75 (dd, *J* = 16.0, 8.0 Hz, 1H), 3.37-3.21 (m, 2H), 2.96-2.82 (m, 3H), 2.90 (m, 3H), 2.44 (brs, 1H), 2.29 (brs, 1H), 2.02-1.94 (m, 2H), 1.83-1.80 (m, 2H), 1.43-1.27 (m, 2H).

¹³C-NMR (101 MHz, CDCl₃): δ 177.9, 177.4, 158.1, 150.2, 142.3, 140.3, 138.4, 129.3, 129.3, 128.6, 127.5, 126.4, 123.6, 121.9, 53.6, 44.0, 42.7, 38.7, 37.3, 37.0, 32.4, 28.0, 24.7, 23.5, 20.6.

IR (cm⁻¹): 1696, 1431, 1382, 1308, 1163, 1111, 992, 754, 703.

HRMS-ESI (M+H)⁺: 465.1848, found: 465.1844.

[α]_D²⁴ = -2.1 (*c* = 2.5, CHCl₃)

V. Synthesis of the substrates

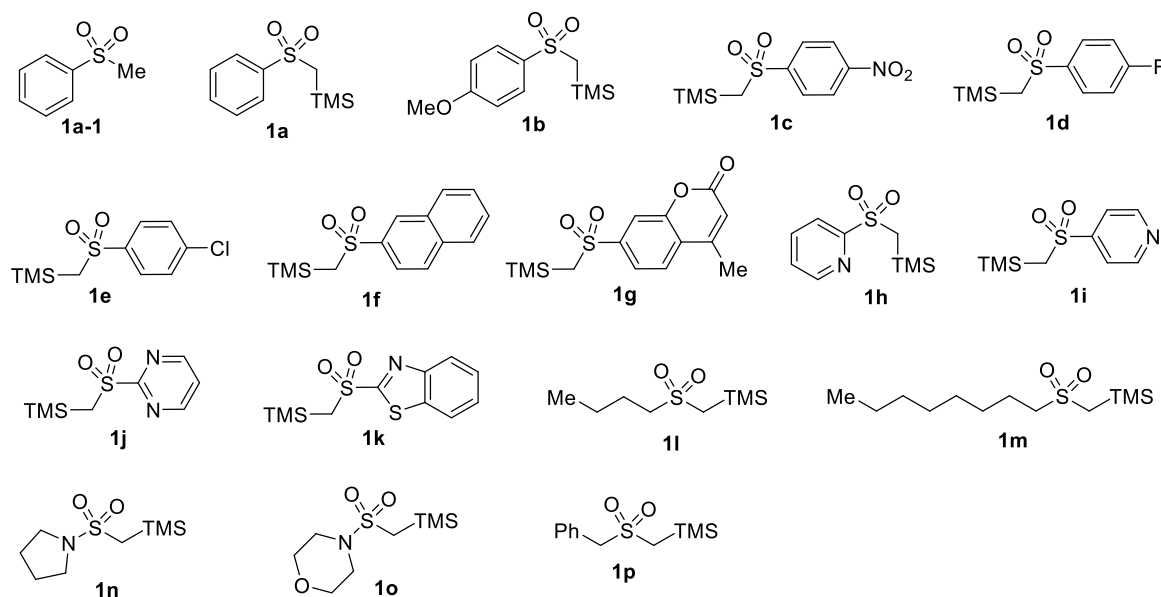
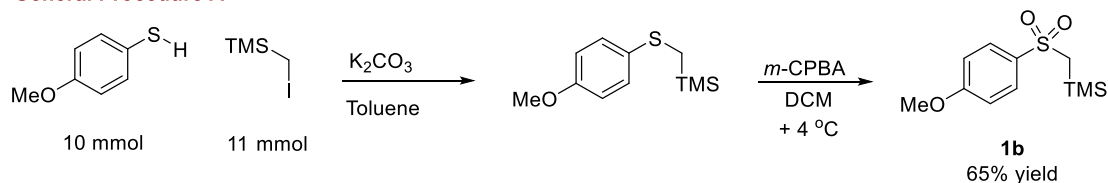


Figure S-3. Summary of different sulfone donors.

Methyl phenyl sulfone **1a-1** (CAS: 3112-85-4) and (phenylsulfonylmethyl)trimethylsilane **1a** (CAS: 17872-92-3) are commercial compounds in Aldrich; all the allylic compounds (**2a-2p**) were synthesized according

to our previous procedure (*J. Am. Chem. Soc.* **2019**, *141*, 11446–11451).

General Procedure A



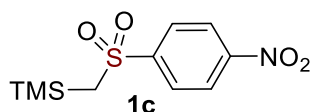
General procedure A: To a flame-dried 100 mL flask was added 4-methoxybenzenethiol (1.23 mL, 10 mmol), TMSCH₂I (1.63 mL, 11 mmol), K₂CO₃ (3.4 g, 25 mmol), 18-crown-6 (100 mg, cat.) and fresh distilled toluene (30 mL). The reaction mixture was heated to 110 °C and stirred for another for 6 hours, then the mixture was cooled to room temperature and the solid was removed via a short column on celite and the filtrate was concentrated under vacuum and the residue was used for the next steps.

Above residue was dissolved in DCM (30 mL) and *m*-CPBA (4.9 g, 77% Aldrich, 22 mmol) was added portion wise at 0 °C and the mixture was stirred at this temperature for another 30 min. The reaction was quenched with aqueous K₂CO₃ (20 mL) and extracted with EA (50 mL x 3), the combined organic solution was washed with Na₂S₂O₃ (15 mL x 2), brine (20 mL x 3) and then dried over MgSO₄ and concentrated *in vacuo*. The crude mixture was dissolved in EA/DCM (1:1, 2 mL) and hexanes (10 mL) was added to the mixture, the white solid was filtered which is pure enough for the further asymmetric transformation. (1.67 g, 75% yield over two steps).

¹H-NMR (400 MHz, CDCl₃): δ 7.82 (d, *J* = 8.0 Hz, 2H), 6.97 (d, *J* = 8.0 Hz, 2H), 3.85 (s, 3H), 2.76 (s, 2H), 0.25 (s, 9H).

¹³C-NMR (101 MHz, CDCl₃): δ 163.1, 135.8, 128.9, 114.3, 55.8, 49.0, -0.60.

HRMS-EI (M)⁺: 258.0746, found: 258.0755.



Trimethyl(((4-nitrophenyl)sulfonyl)methyl)silane.

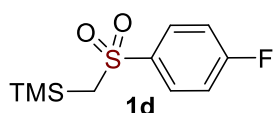
This compound was synthesized according to “**General Procedure A**” from

4-nitrobenzenethiol (930 mg, 6.0 mmol), and **1c** was obtained as a pale yellow solid (980 mg, 60% yield over two steps).

¹H-NMR (400 MHz, CDCl₃): δ 8.36 (d, *J* = 8.0 Hz, 2H), 8.10 (d, *J* = 8.0 Hz, 2H), 2.80 (s, 2H), 0.33 (s, 9H).

¹³C-NMR (101 MHz, CDCl₃): δ 149.2, 129.1, 128.3, 124.6, 48.3, -0.45.

HRMS-ESI (M+H)⁺: 274.0576, found: 274.0574.



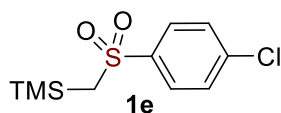
(((4-Fluorophenyl)sulfonyl)methyl)trimethylsilane.

This compound was synthesized according to “**General Procedure A**” from 4-fluorobenzenethiol (640 uL, 6.0 mmol), and **1d** was obtained as a white solid (910 mg, 62% yield over two steps).

¹H-NMR (400 MHz, CDCl₃): δ 7.92-7.89 (m, 2H), 7.20-7.16 (m, 2H), 2.77 (s, 2H), 0.27 (s, 9H).

¹⁹F NMR (376.6 MHz, CDCl₃): δ -105.6.

¹³C-NMR (101 MHz, CDCl₃): δ 165.3 (d, *J* = 256.5 Hz), 140.0 (d, *J* = 3.0 Hz), 129.6 (d, *J* = 9.1 Hz), 116.4 (d, *J* = 22.2 Hz), 48.8, -0.58.



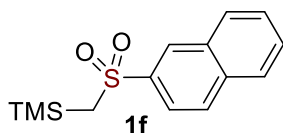
(((4-Chlorophenyl)sulfonyl)methyl)trimethylsilane.

This compound was synthesized according to “**General Procedure A**” from 4-chlorobenzenethiol (858 mg, 6.0 mmol), and **1c** was obtained as a white solid (1.1 g, 70% yield over two steps).

¹H-NMR (400 MHz, CDCl₃): δ 7.84 (d, *J* = 8.0 Hz, 2H), 7.49 (d, *J* = 8.0 Hz, 2H), 2.76 (s, 2H), 0.29 (s, 9H).

¹³C-NMR (101 MHz, CDCl₃): δ 142.4, 139.5, 129.5, 128.4, 48.7, -0.52.

HRMS -ESI (M+Na)⁺: 285.0148, found: 285.0150.



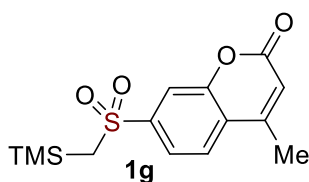
Trimethyl((naphthalen-2-ylsulfonyl)methyl)silane.

This compound was synthesized according to “**General Procedure A**” from naphthalene-2-thiol (960 mg, 6.0 mmol), and **1f** was obtained as a white solid (1.1 g, 66% yield over two steps).

¹H-NMR (400 MHz, CDCl₃): δ 8.47 (s, 1H), 7.98-7.96 (m, 2H), 7.91-7.87 (m, 2H), 7.66-7.58 (m, 2H), 2.86 (s, 2H), 0.31 (s, 9H).

¹³C-NMR (101 MHz, CDCl₃): δ 140.7, 135.0, 132.3, 129.6, 129.4, 128.9, 128.0, 127.9, 127.7, 122.2, 48.6, -0.49.

HRMS-EI (M)⁺: 278.0797, found: 278.0805.



4-Methyl-7-(((trimethylsilyl)methyl)sulfonyl)-2H-chromen-2-one.

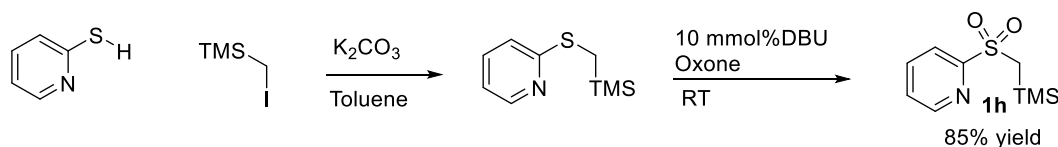
This compound was synthesized according to “**General Procedure A**” from 7-mercapto-4-methyl-2H-chromen-2-one (960 mg, 6.0 mmol), and **1g** was obtained as a pink solid (967 mg, 52% yield over two steps).

¹H-NMR (400 MHz, CDCl₃): δ 7.80-7.73 (m, 3H), 6.39 (s, 1H), 2.80 (s, 2H), 2.47 (s, 3H), 0.30 (s, 9H).

¹³C-NMR (101 MHz, CDCl₃): δ 159.4, 153.2, 151.0, 146.3, 125.8, 123.3, 121.9, 117.5, 115.6, 48.2, 18.7, -0.62.

HRMS-ESI (M+H)⁺: 295.0460, found: 295.0463.

General Procedure B



General procedure B: To a flame-dried 100 mL flask was added pyridine-2-thiol (1.1

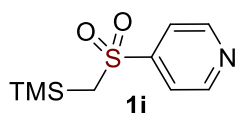
g, 10 mmol), TMSCH₂I (1.63 mL, 11 mmol), K₂CO₃ (3.4 g, 25 mmol), 18-crown-6 (100 mg, cat.) and fresh distilled toluene (30 mL). The reaction mixture was heated to 110 °C and stirred for another for 6 hours, then the mixture was cooled to room temperature and the solid was removed via a short column on celite and the filtrate was concentrated under vacuum and the residue was used for the next steps.

Above residue was dissolved in CH₃CN/H₂O (21 mL, 1:3) and Oxone (15 g, 25 mmol) and DBU (149 uL, 1.0 mmol) were added at room temperature, the mixture was stirred for another 10 mins. The reaction was extracted with EA (50 mL x 3), the combined organic solution was washed with Na₂S₂O₃ (15 mL x 2), brine (20 mL x 3) and then dried over MgSO₄ and concentrated *in vacuo*. The crude mixture was dissolved in EA/DCM (1:1, 2 mL) and hexanes (15 mL) was added to the mixture, the white solid was filtered which is pure enough for the further asymmetric transformation. (1.94 g, 85% yield over two steps).

¹H-NMR (400 MHz, CDCl₃): δ 8.68-8.66 (m, 1H), 8.02-7.99 (m, 1H), 7.93-7.81 (m, 1H), 7.50-7.40 (m, 1H), 2.99 (s, 3H), 0.25 (s, 9H).

¹³C-NMR (101 MHz, CDCl₃): δ 160.0, 149.9, 138.2, 127.0, 120.5, 42.9, -0.58.

HRMS-ESI (M+H)⁺: 230.0671, found: 230.0669.



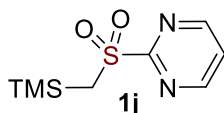
4-(((Trimethylsilyl)methyl)sulfonyl)pyridine.

This compound was synthesized according to “**General Procedure A**” from pyridine-4-thiol (666 mg, 6.0 mmol), and **1i** was purified by flash silica column chromatography (petroleum ether/ EtOAc 50: 50), affording the title compound (577 mg, 42% yield over two steps) as a yellow oil.

¹H-NMR (400 MHz, CDCl₃): δ 8.82 (d, *J* = 8.0 Hz, 2H), 7.72 (d, *J* = 8.0 Hz, 2H), 2.75 (s, 2H), 0.27 (s, 9H).

¹³C-NMR (101 MHz, CDCl₃): δ 151.2, 120.0., 47.6, -0.54.

HRMS-ESI (M+H)⁺: 230.0671, found: 230.0665.



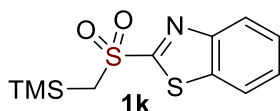
2-(((Trimethylsilyl)methyl)sulfonyl)pyrimidine

This compound was synthesized according to “**General Procedure B**” from pyrimidine-2-thiol (672 mg, 6.0 mmol), and **1j** was purified by flash silica column chromatography (petroleum ether/ EtOAc 40: 60), affording the title compound (1.13 g, 82% yield over two steps) as a colorless oil.

¹H-NMR (400 MHz, CDCl₃): δ 8.85 (d, *J* = 4.0 Hz, 2H), 7.51 (t, *J* = 4.0 Hz, 1H), 3.05 (s, 2H), 0.21 (s, 9H).

¹³C-NMR (101 MHz, CDCl₃): δ 167.2, 158.5, 123.6, 41.9, -0.67.

HRMS-ESI (M+H)⁺: 231.0623, found: 231.0621.



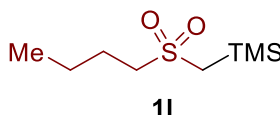
2-(((Trimethylsilyl)methyl)sulfonyl)benzo[*d*]thiazole.

This compound was synthesized according to “**General Procedure B**” from benzo[*d*]thiazole-2-thiol (996 mg, 6.0 mmol), and **1k** was obtained as a white solid (1.0 g, 58% yield over two steps).

¹H-NMR (400 MHz, CDCl₃): δ 8.14 (d, *J* = 8.0 Hz, 1H), 7.95 (dd, *J* = 8.0, 4.0 Hz, 1H), 7.60-7.51 (m, 2H), 3.19 (s, 2H), 0.34 (s, 9H).

¹³C-NMR (101 MHz, CDCl₃): δ 169.2, 152.5, 136.3, 127.8, 127.5, 125.2, 122.4, 45.8, -0.50.

HRMS-ESI (M+H)⁺: 286.0392, found: 286.0395.



((Butylsulfonyl)methyl)trimethylsilane.

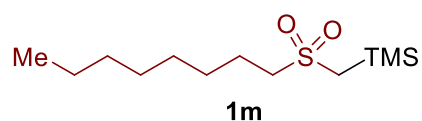
This compound was synthesized according to “**General Procedure A**” from benzo[*d*]thiazole-2-thiol (996 mg, 6.0 mmol), and **1l** was purified by flash silica

column chromatography (petroleum ether/ EtOAc 85: 15), affording the title compound (470 mg, 38% yield over two steps) as a colorless oil.

$^1\text{H-NMR}$ (400 MHz, CDCl_3): δ 2.92 (t, $J = 8.0$ Hz, 2H), 2.56 (s, 2H), 1.79-1.72 (m, 2H), 1.44-1.36 (m, 2H), 0.90 (t, $J = 8.0$ Hz, 3H), 0.23 (s, 9H).

$^{13}\text{C-NMR}$ (101 MHz, CDCl_3): δ 57.1, 43.3, 24.8, 21.7, 13.6, -0.60.

HRMS-ESI ($\text{M}+\text{Na}$) $^+$: 231.0851, found: 231.0847.



Trimethyl((octylsulfonyl)methyl)silane.

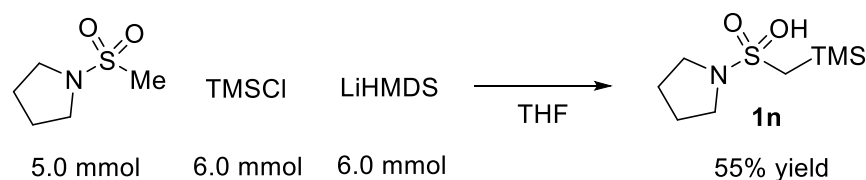
This compound was synthesized according to “**General Procedure A**” from octane-1-thiol (1.0 mL, 6.0 mmol), and **1m** was purified by flash silica column chromatography (petroleum ether/ EtOAc 90: 10), affording the title compound (740 mg, 47% yield over two steps) as a white solid

$^1\text{H-NMR}$ (400 MHz, CDCl_3): δ 2.94 (t, $J = 8.0$ Hz, 2H), 2.57 (s, 2H), 1.81-1.77 (m, 2H), 1.39-1.38 (m, 2H), 1.30-1.20 (m, 8H), 0.85 (t, $J = 8.0$ Hz, 3H), 0.25 (s, 9H).

$^{13}\text{C-NMR}$ (101 MHz, CDCl_3): δ 57.4, 43.4, 31.8, 29.1, 29.0, 28.5, 22.9, 22.6, 14.1, -0.53.

HRMS-EI (M) $^+$: 264.1579, found: 264.1583.

General Procedure C



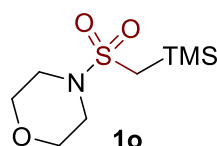
General Procedure C: To a solution of 1-(methylsulfonyl)pyrrolidine (750 mg, 5.0 mmol) in THF (10 mL) was added LiHMDS (6.0 mL, 1.0M in THF) at -78 °C. The resulting orange solution was stirred at -78 °C for 1 hour before TMSCl (760 μL , 6.0 mmol) was added. The mixture was stirred at -78 °C for 1 h, and then saturated

aqueous NH_4Cl (10 mL) was added. The organic phase was separated, and the aqueous layer was extracted with EtOAc (50 mL \times 3 mL). The combined organic phase was washed with brine (25 mL \times 3), dried over (MgSO_4), and then filtered and concentrated. The residue was purified by flash chromatography (hexanes/EtOAc 90:10) to afford **1n** (607 mg, 55% yield) as a white solid.

$^1\text{H-NMR}$ (400 MHz, CDCl_3): δ 2.94 (t, $J = 8.0$ Hz, 2H), 2.57 (s, 2H), 1.81-1.77 (m, 2H), 1.39-1.38 (m, 2H), 1.30-1.20 (m, 8H), 0.85 (t, $J = 8.0$ Hz, 3H), 0.25 (s, 9H).

$^{13}\text{C-NMR}$ (101 MHz, CDCl_3): δ 47.1, 46.3, 25.7, 1.00.

HRMS-ESI ($\text{M}+\text{H}$) $^+$: 222.0984, found: 222.0979.



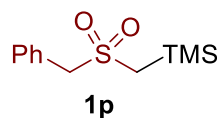
((Butylsulfonyl)methyl)trimethylsilane.

This compound was synthesized according to “**General Procedure C**” from 4-(methylsulfonyl)morpholine (830 mg, 5.0 mmol), and **1o** was purified by flash silica column chromatography (petroleum ether/ EtOAc 80: 20), affording the title compound (663 mg, 56% yield over two steps) as a colorless oil.

$^1\text{H-NMR}$ (400 MHz, CDCl_3): δ 3.75 (t, $J = 4.0$ Hz, 2H), 3.09 (t, $J = 4.0$ Hz, 2H), 2.37 (s, 2H), 0.24 (s, 9H).

$^{13}\text{C-NMR}$ (101 MHz, CDCl_3): δ 66.3, 46.0, 35.7, -0.83.

HRMS-ESI ($\text{M}+\text{H}$) $^+$: 238.0933, found: 238.0928.



((Benzylsulfonyl)methyl)trimethylsilane.

This compound was synthesized according to “**General Procedure A**” from 4-nitrobenzenethiol (930 mg, 6.0 mmol), and **1p** was obtained as a white solid (1.02 g, 70% yield over two steps).

$^1\text{H-NMR}$ (400 MHz, CDCl_3): δ 4.07 (s, 2H), 2.32 (s, 2H), 0.10 (s, 9H).

¹³C-NMR (101 MHz, CDCl₃): δ 130.7, 129.4, 129.1, 128.9, 63.8, 41.9, -0.48.

HRMS-ESI (M+Na)⁺: 265.0694, found: 265.0693.

checkCIF/PLATON report

Structure factors have been supplied for datablock(s) zjd783

THIS REPORT IS FOR GUIDANCE ONLY. IF USED AS PART OF A REVIEW PROCEDURE FOR PUBLICATION, IT SHOULD NOT REPLACE THE EXPERTISE OF AN EXPERIENCED CRYSTALLOGRAPHIC REFEREE.

No syntax errors found. CIF dictionary Interpreting this report

Datablock: zjd783

Bond precision: C-C = 0.0031 A Wavelength=1.54178

Cell: a=9.1212(5) b=8.4842(4) c=20.1475(10)
 alpha=90 beta=90.270(2) gamma=90

Temperature: 120 K

	Calculated	Reported
Volume	1559.12(14)	1559.12(14)
Space group	P 21	P 21
Hall group	P 2yb	P 2yb
Moiety formula	C18 H19 N O2 S	C18 H19 N O2 S
Sum formula	C18 H19 N O2 S	C18 H19 N O2 S
Mr	313.40	313.40
Dx,g cm-3	1.335	1.335
Z	4	4
Mu (mm-1)	1.894	1.894
F000	664.0	664.0
F000'	667.07	
h,k,lmax	11,10,24	11,10,24
Nref	5962[3197]	5761
Tmin,Tmax	0.775,0.899	0.688,1.000
Tmin'	0.613	

Correction method= # Reported T Limits: Tmin=0.688 Tmax=1.000
AbsCorr = NUMERICAL

Data completeness= 1.80/0.97 Theta(max)= 70.362

R(reflections)= 0.0258(5643) wR2(reflections)= 0.0652(5761)

S = 1.022 Npar= 397

The following ALERTS were generated. Each ALERT has the format

test-name_ALERT_alert-type_alert-level.

Click on the hyperlinks for more details of the test.

● Alert level C

PLAT987_ALERT_1_C The Flack x is >> 0 - Do a BASF/TWIN Refinement Please Check

● Alert level G

PLAT033_ALERT_4_G Flack x Value Deviates > 3.0 * sigma from Zero . 0.046 Note
PLAT720_ALERT_4_G Number of Unusual/Non-Standard Labels 2 Note
PLAT791_ALERT_4_G Model has Chirality at C8 (Sohnke SpGr) R Verify
PLAT791_ALERT_4_G Model has Chirality at C8A (Sohnke SpGr) R Verify
PLAT912_ALERT_4_G Missing # of FCF Reflections Above STh/L= 0.600 22 Note
PLAT978_ALERT_2_G Number C-C Bonds with Positive Residual Density. 11 Info

0 **ALERT level A** = Most likely a serious problem - resolve or explain
0 **ALERT level B** = A potentially serious problem, consider carefully
1 **ALERT level C** = Check. Ensure it is not caused by an omission or oversight
6 **ALERT level G** = General information/check it is not something unexpected

1 ALERT type 1 CIF construction/syntax error, inconsistent or missing data
1 ALERT type 2 Indicator that the structure model may be wrong or deficient
0 ALERT type 3 Indicator that the structure quality may be low
5 ALERT type 4 Improvement, methodology, query or suggestion
0 ALERT type 5 Informative message, check

It is advisable to attempt to resolve as many as possible of the alerts in all categories. Often the minor alerts point to easily fixed oversights, errors and omissions in your CIF or refinement strategy, so attention to these fine details can be worthwhile. In order to resolve some of the more serious problems it may be necessary to carry out additional measurements or structure refinements. However, the purpose of your study may justify the reported deviations and the more serious of these should normally be commented upon in the discussion or experimental section of a paper or in the "special_details" fields of the CIF. checkCIF was carefully designed to identify outliers and unusual parameters, but every test has its limitations and alerts that are not important in a particular case may appear. Conversely, the absence of alerts does not guarantee there are no aspects of the results needing attention. It is up to the individual to critically assess their own results and, if necessary, seek expert advice.

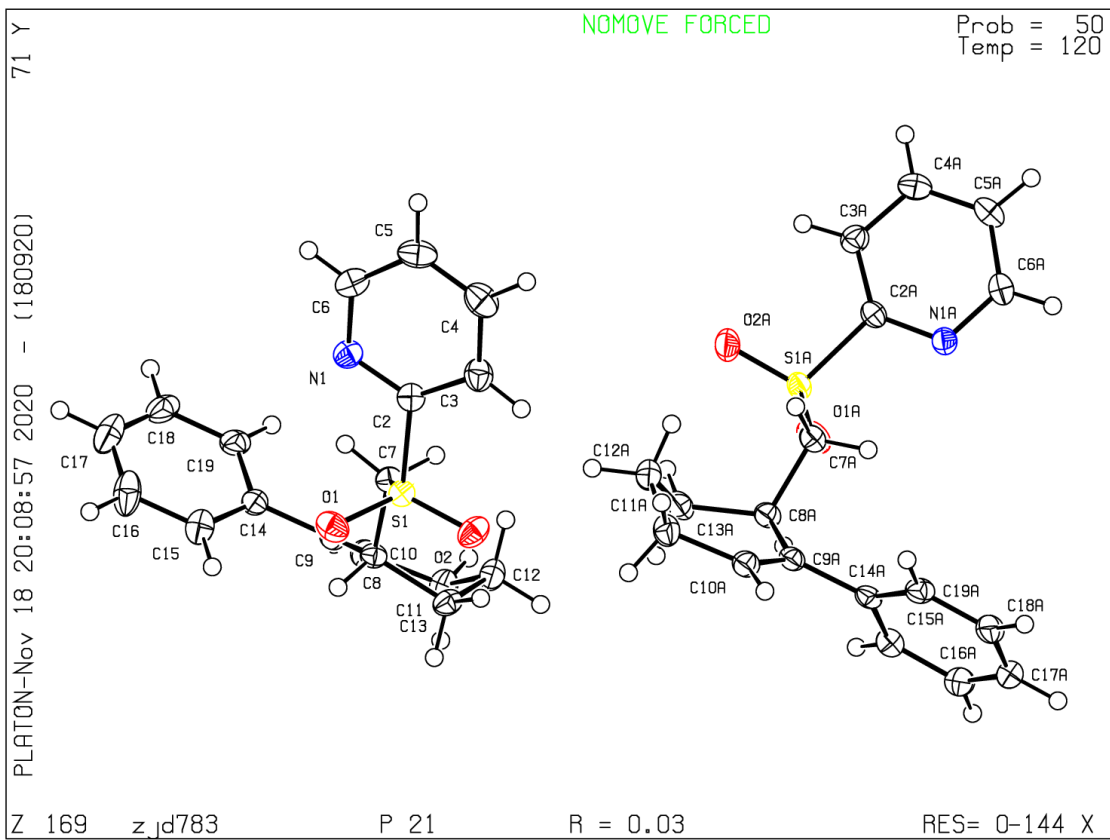
Publication of your CIF in IUCr journals

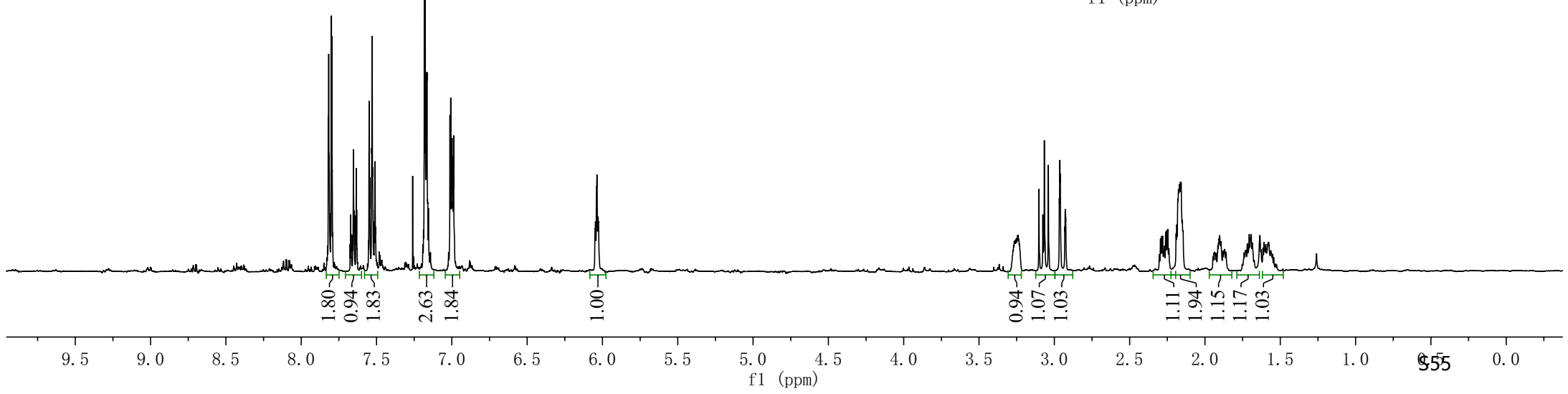
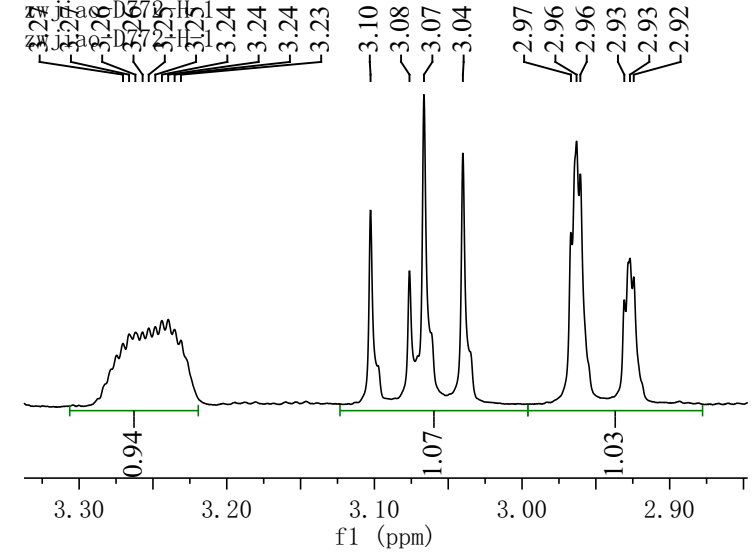
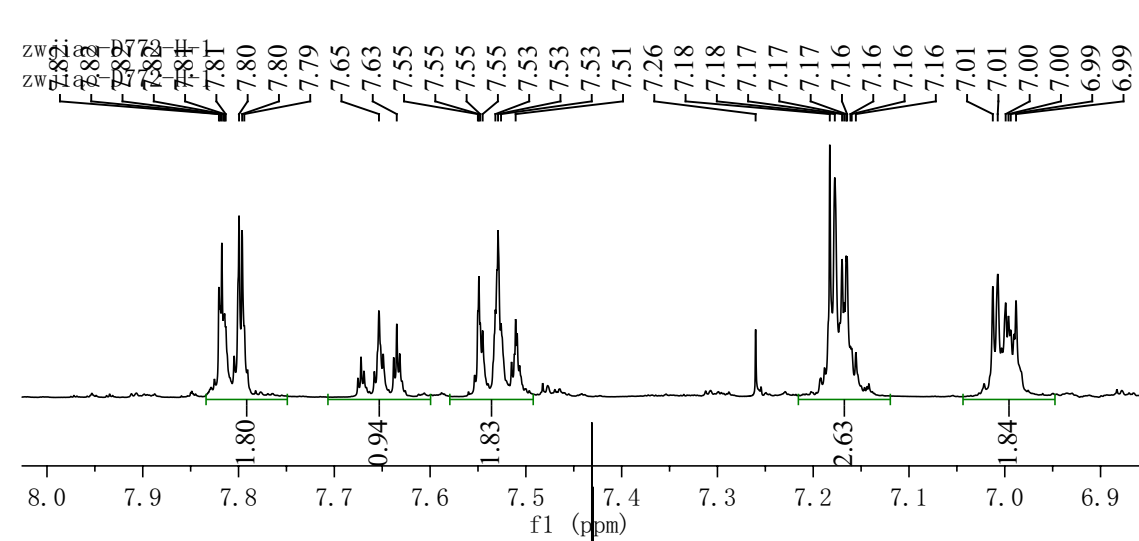
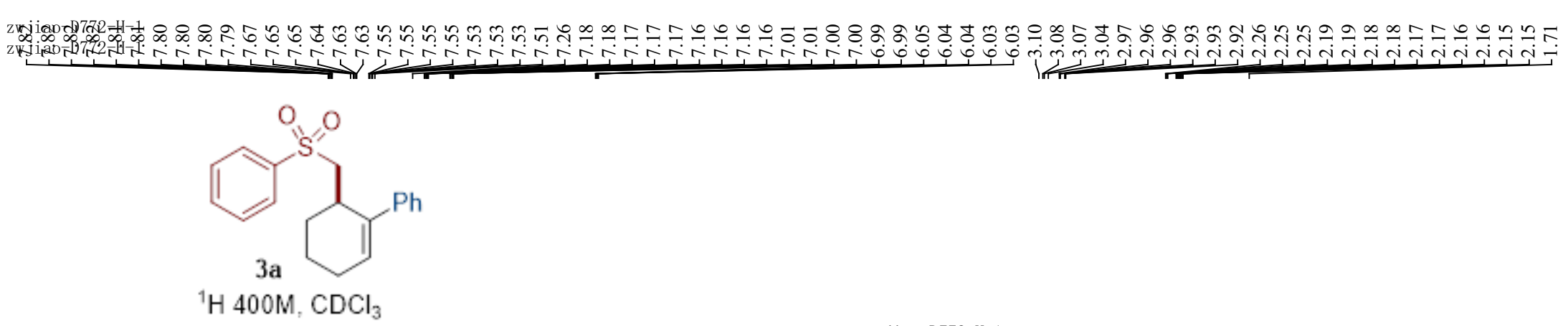
A basic structural check has been run on your CIF. These basic checks will be run on all CIFs submitted for publication in IUCr journals (*Acta Crystallographica*, *Journal of Applied Crystallography*, *Journal of Synchrotron Radiation*); however, if you intend to submit to *Acta Crystallographica Section C* or *E* or *IUCrData*, you should make sure that full publication checks are run on the final version of your CIF prior to submission.

Publication of your CIF in other journals

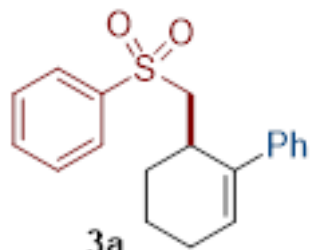
Please refer to the *Notes for Authors* of the relevant journal for any special instructions relating to CIF submission.

PLATON version of 18/09/2020; check.def file version of 20/08/2020





zwjiao-D772-C
zwjiao-D772-C



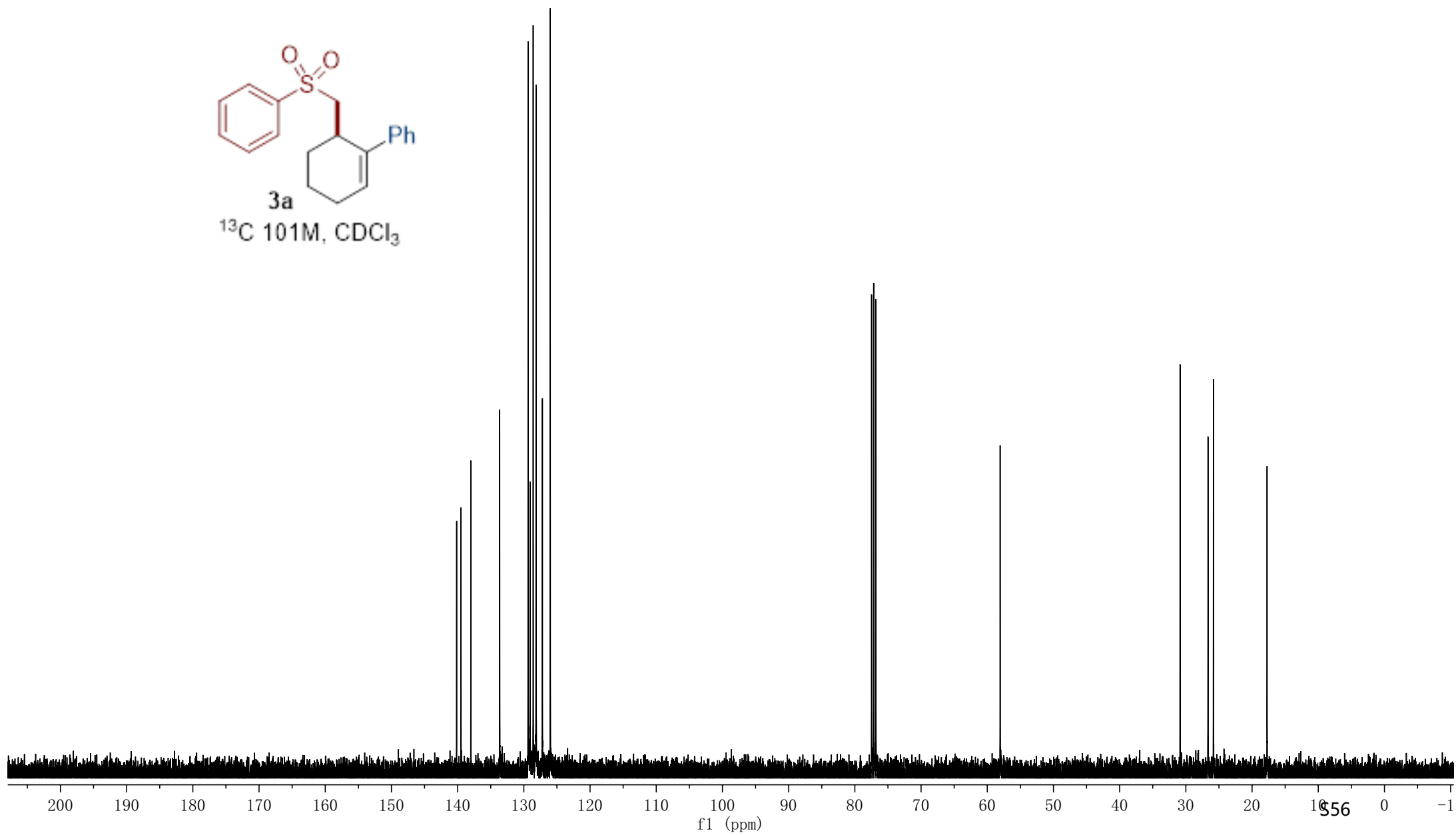
¹³C 101M, CDCl₃

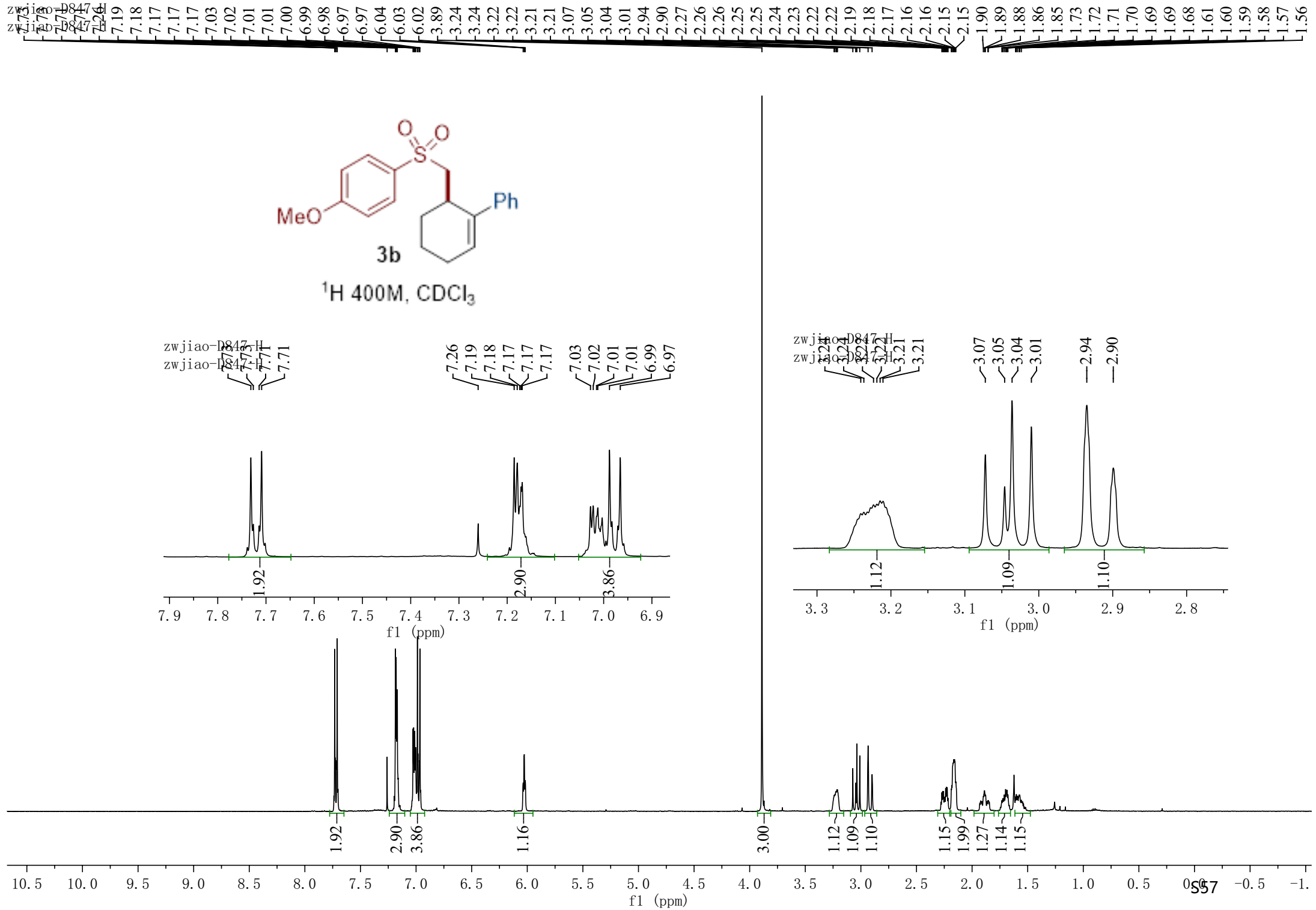
140.15
139.49
138.01
133.65
129.36
129.06
128.59
128.16
127.20
126.01

77.48
77.16
76.84

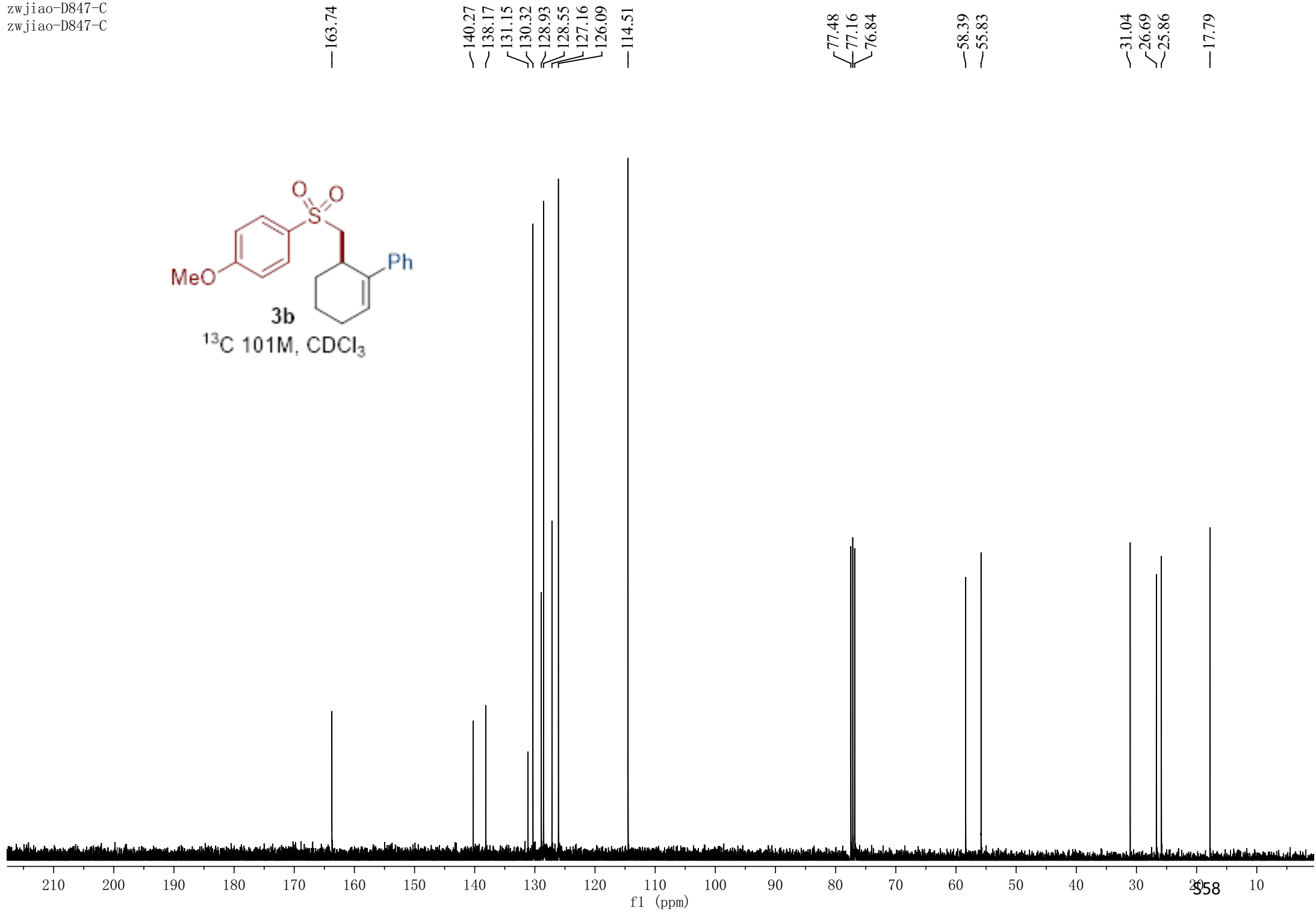
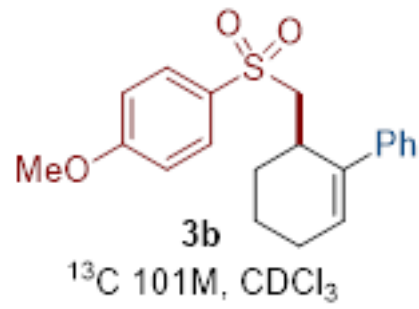
58.05

30.88
26.65
25.84
17.73

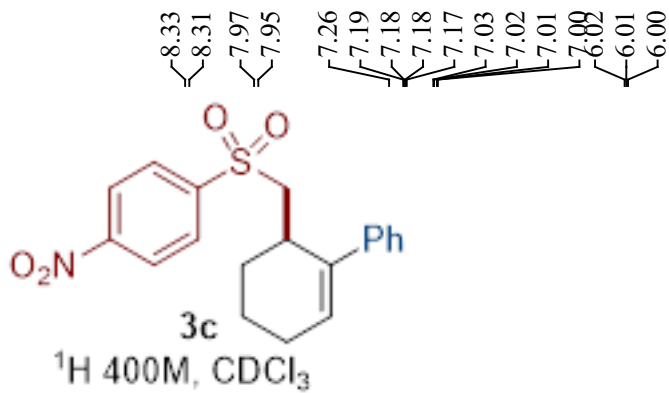




zwjiao-D847-C
zwjiao-D847-C

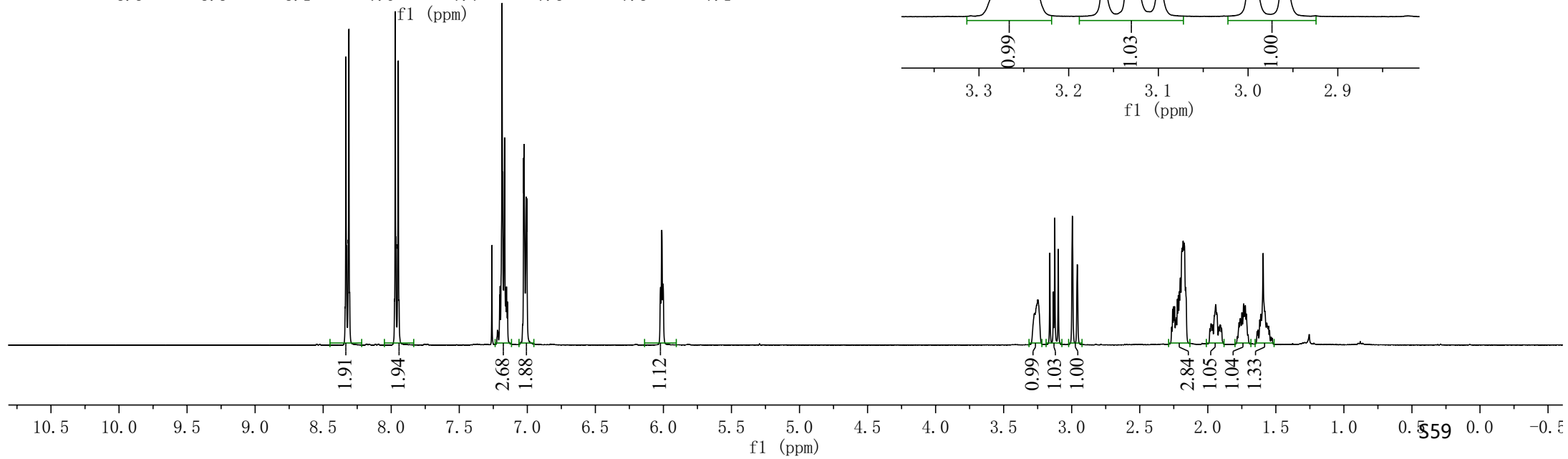
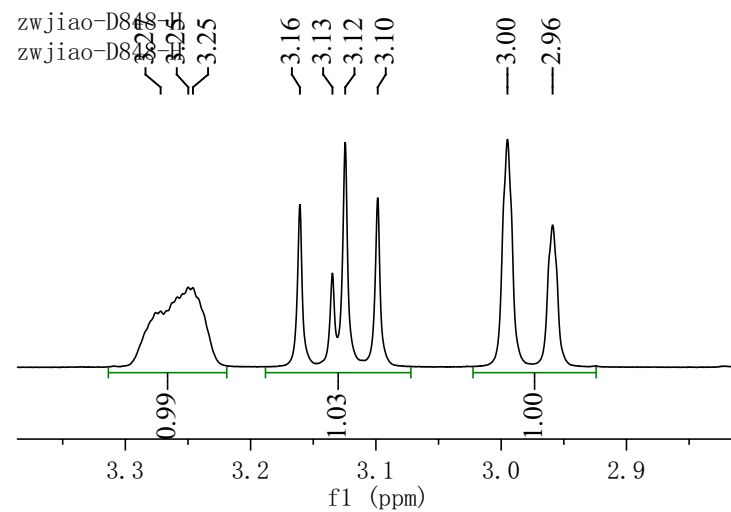
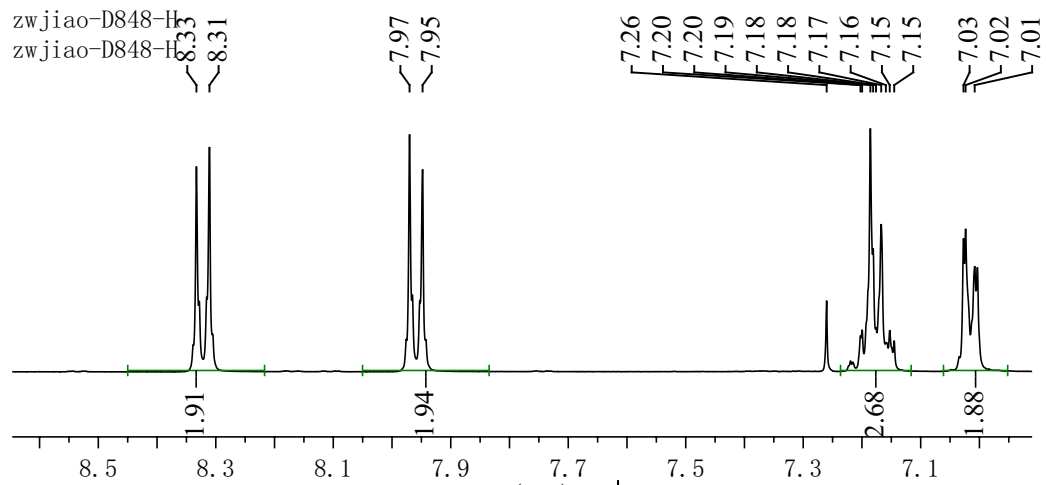


zwjiao-D848-H
zwjiao-D848-H

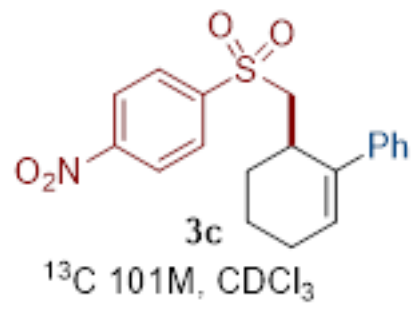


8.33
8.31
7.97
7.95
7.26
7.19
7.18
7.18
7.17
7.03
7.02
7.01
7.00
6.01
6.00

3.27
3.25
3.25
3.16
3.13
3.12
3.10
3.00
2.96
2.26
2.25
2.24
2.22
2.22
2.21
2.20
2.19
2.18
2.17
2.16
1.94
1.93
1.75
1.74
1.73
1.72
1.72
1.50



zwjiao-D848-C
zwjiao-D848-C



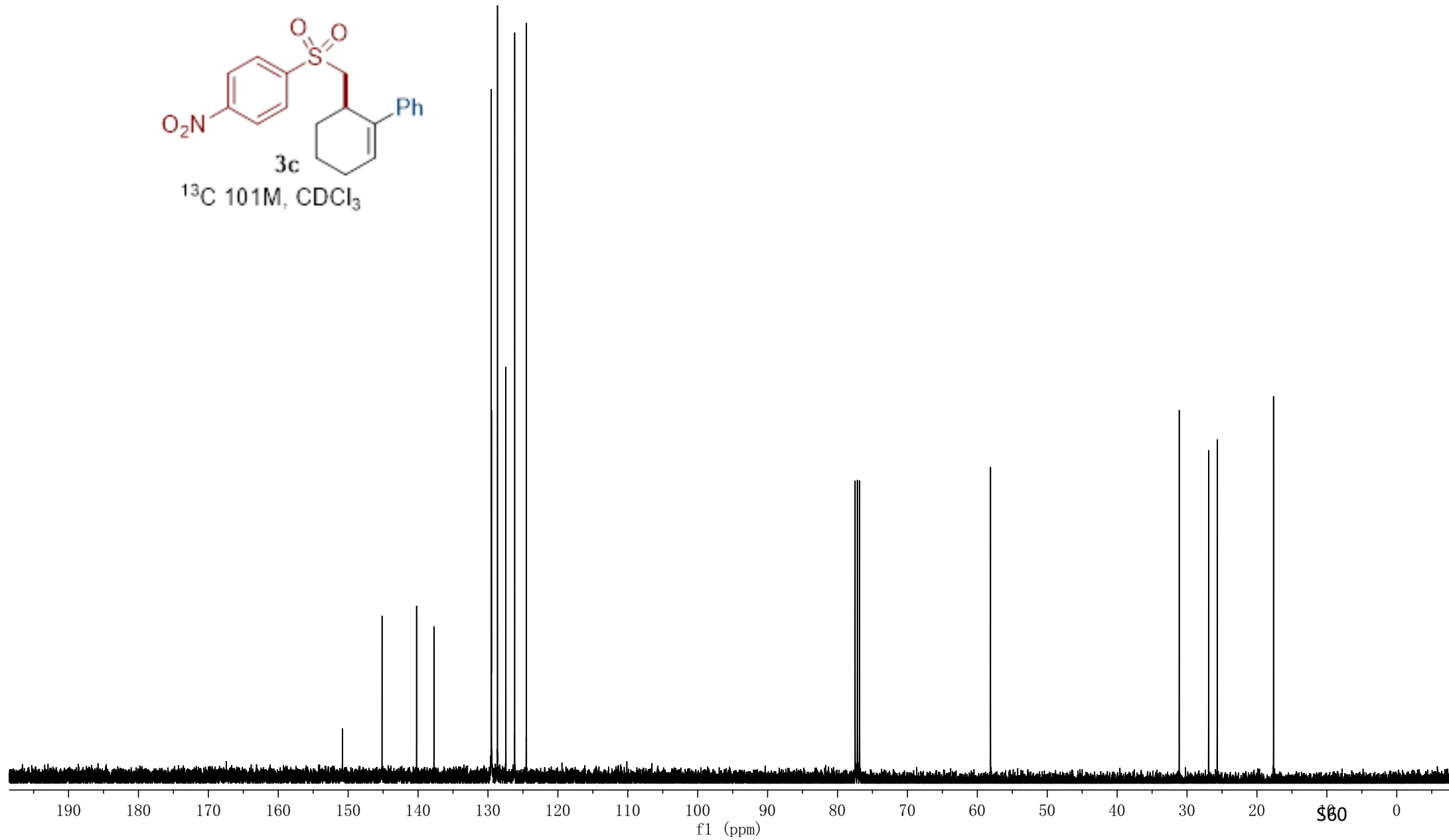
150.81
145.15
140.21
137.73
129.52
129.50
128.64
127.44
126.18
124.51

77.48
77.16
76.84

58.11

31.12
26.91
25.69

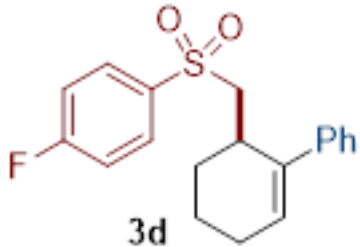
17.63



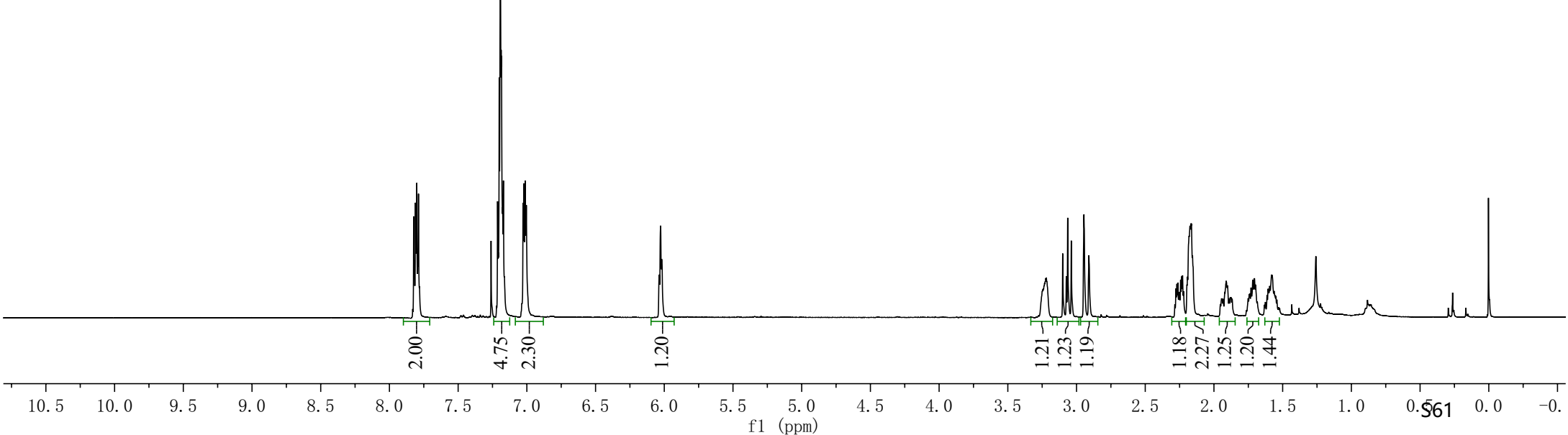
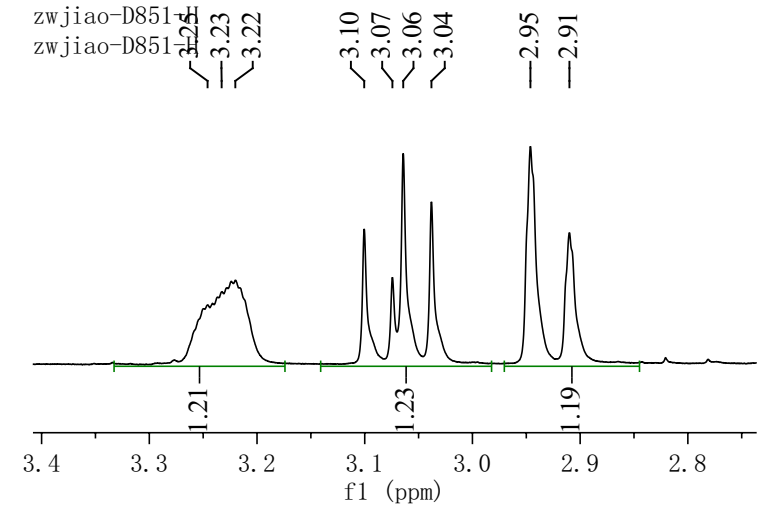
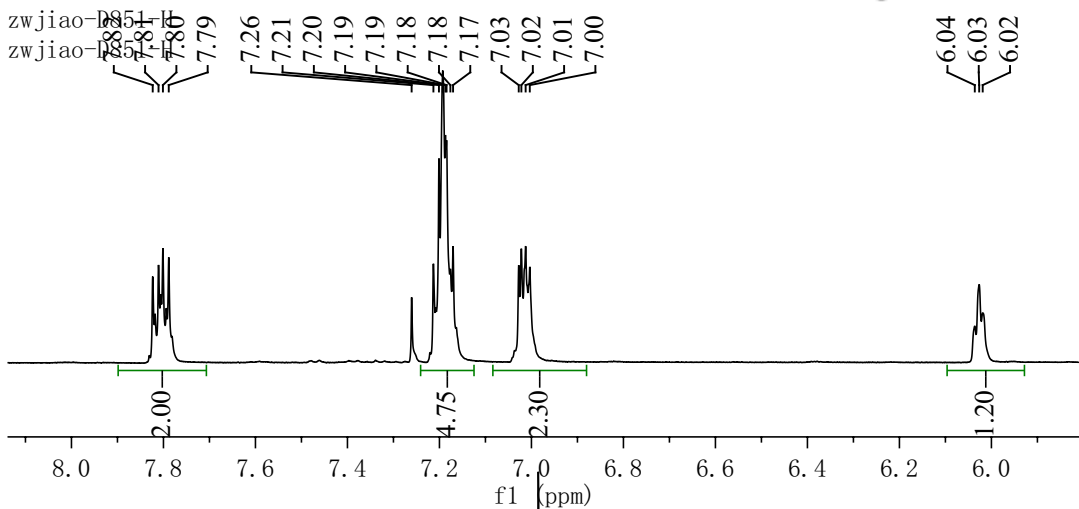
zwjiao-D851-H
zwjiao-D851-H

7.82
7.81
7.80
7.79
7.20
7.19
7.19
7.18
7.17
7.02
7.04
6.03
6.02

3.25
3.23
3.22
3.10
3.07
3.06
3.04
2.95
2.91
2.27
2.26
2.24
2.24
2.23
2.19
2.17
2.17
2.16
2.16
1.91
1.90
1.73
1.72
1.71
1.70
1.59
1.58
1.58

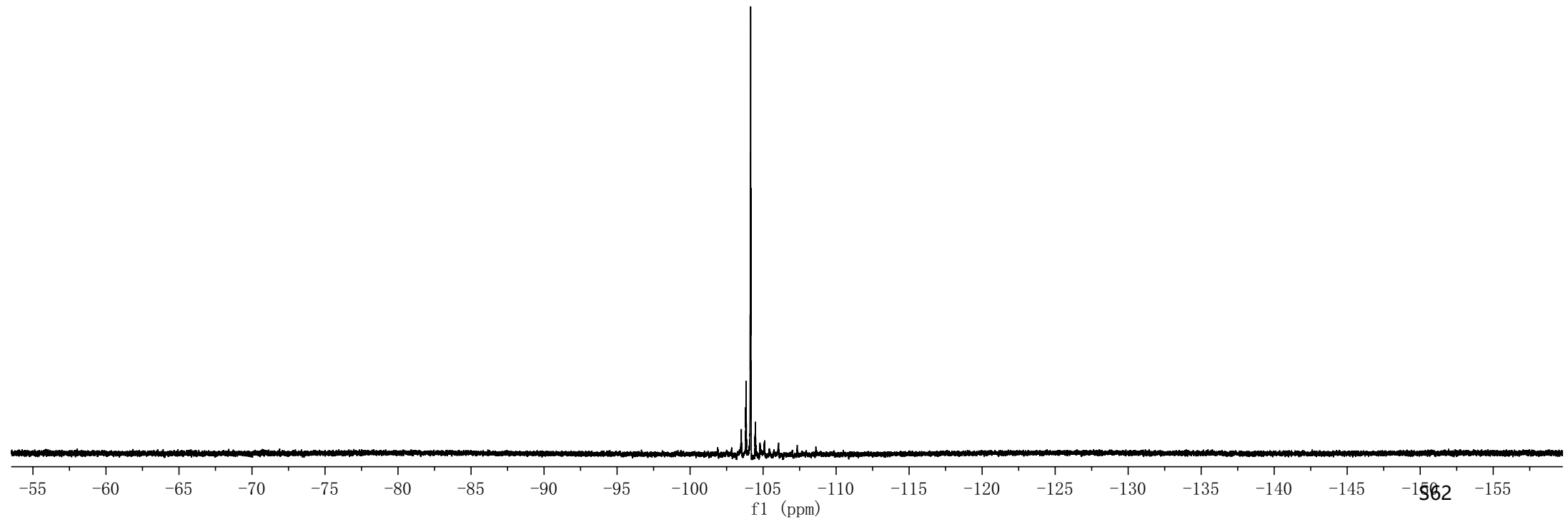
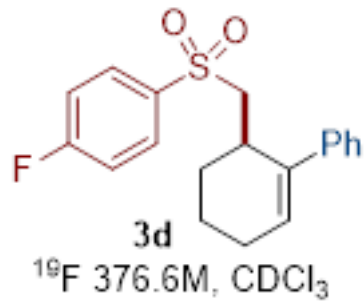


¹H 400M, CDCl₃

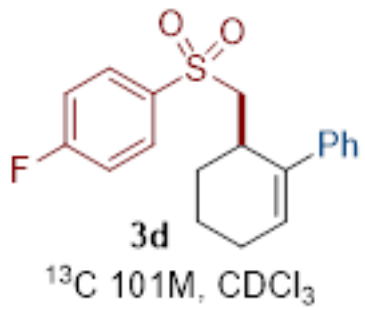


zwjiao-D851-F
zwjiao-D851-F

---104.15



zwjiao-D851-C
zwjiao-D851-C



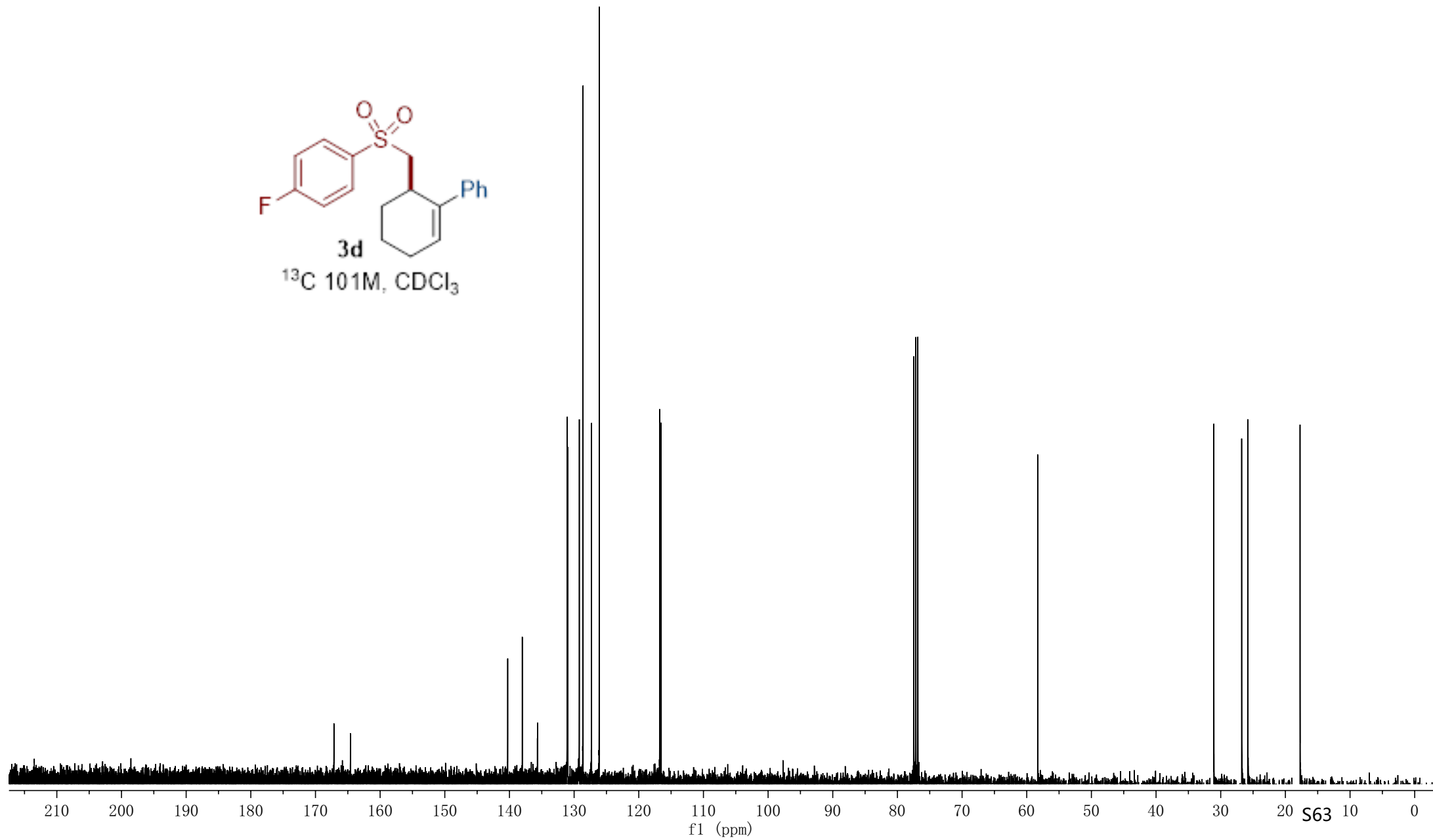
167.14
164.60
140.27
138.01
135.68
135.65
131.06
130.97
129.20
128.62
127.31
126.11
116.76
116.54

77.48
77.16
76.84

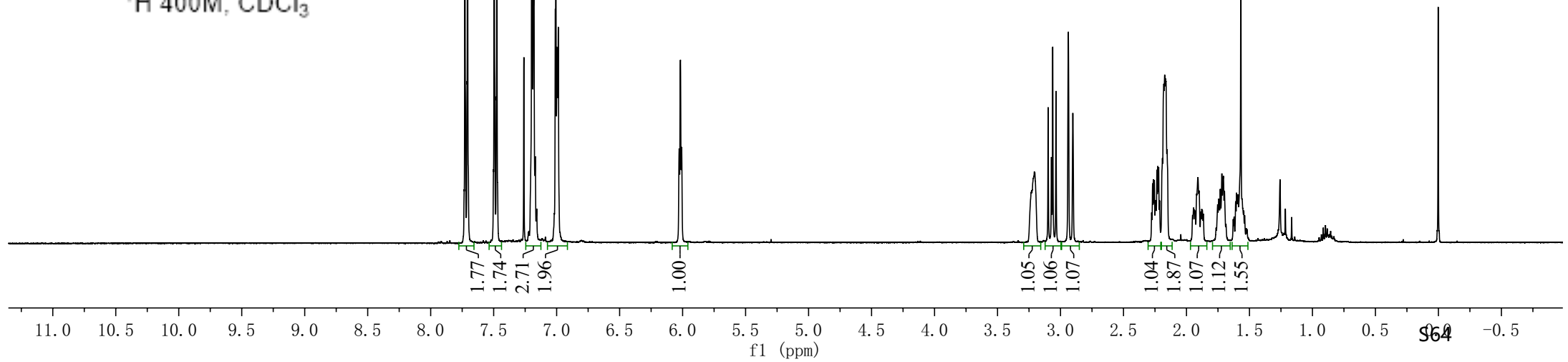
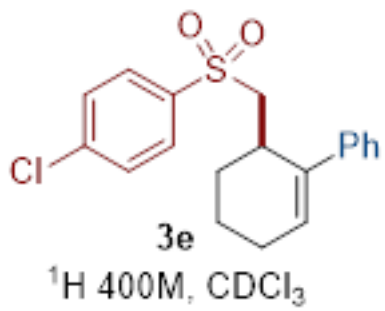
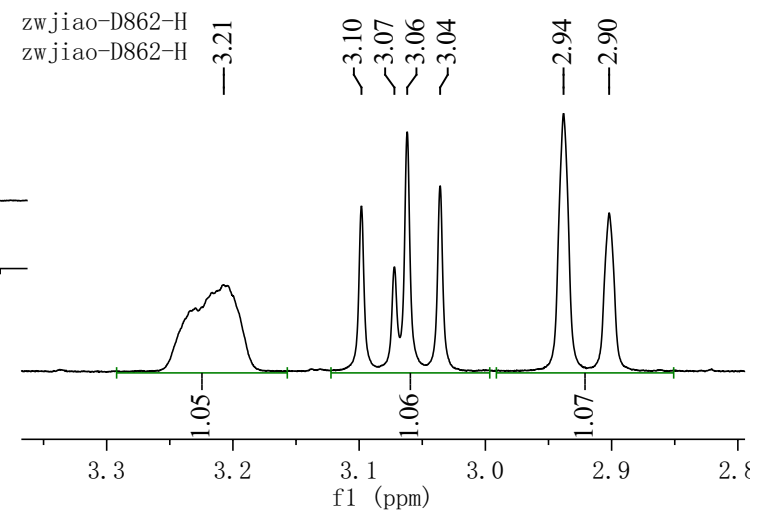
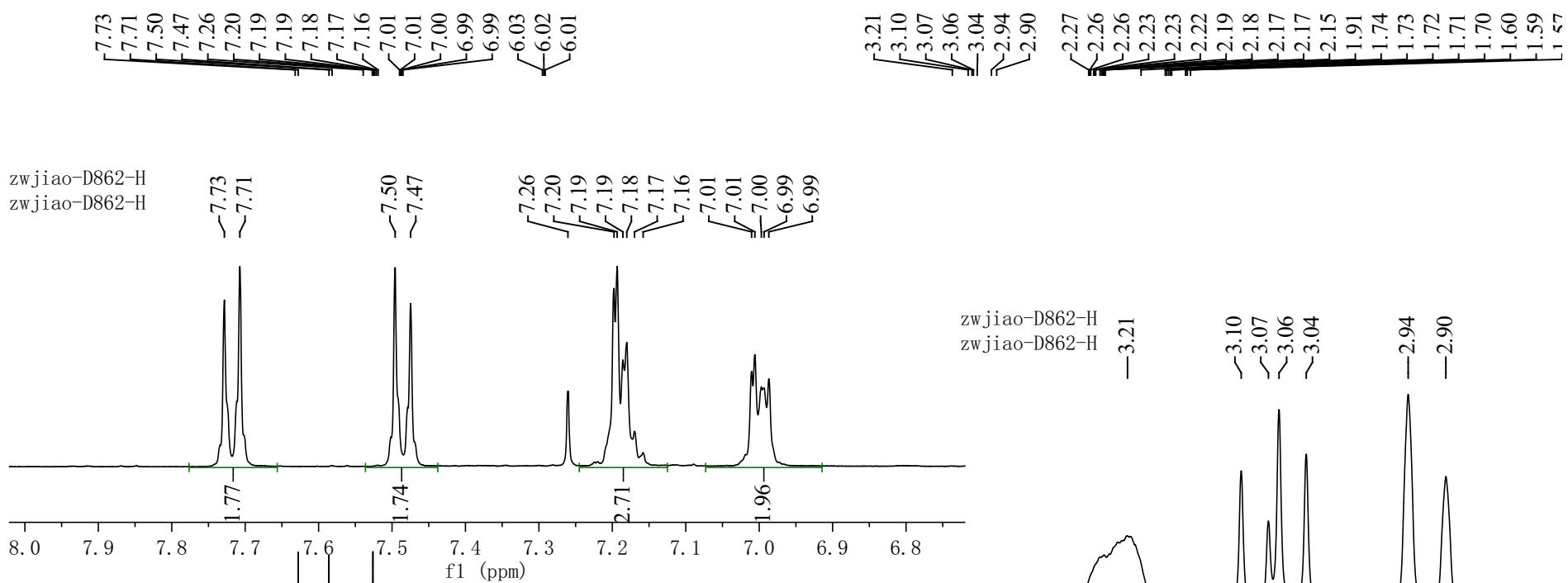
58.30

31.07
26.76
25.82

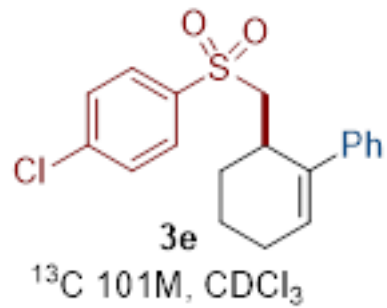
17.73



zwjiao-D862-H
zwjiao-D862-H



zwjiao-D862-C
zwjiao-D862-C



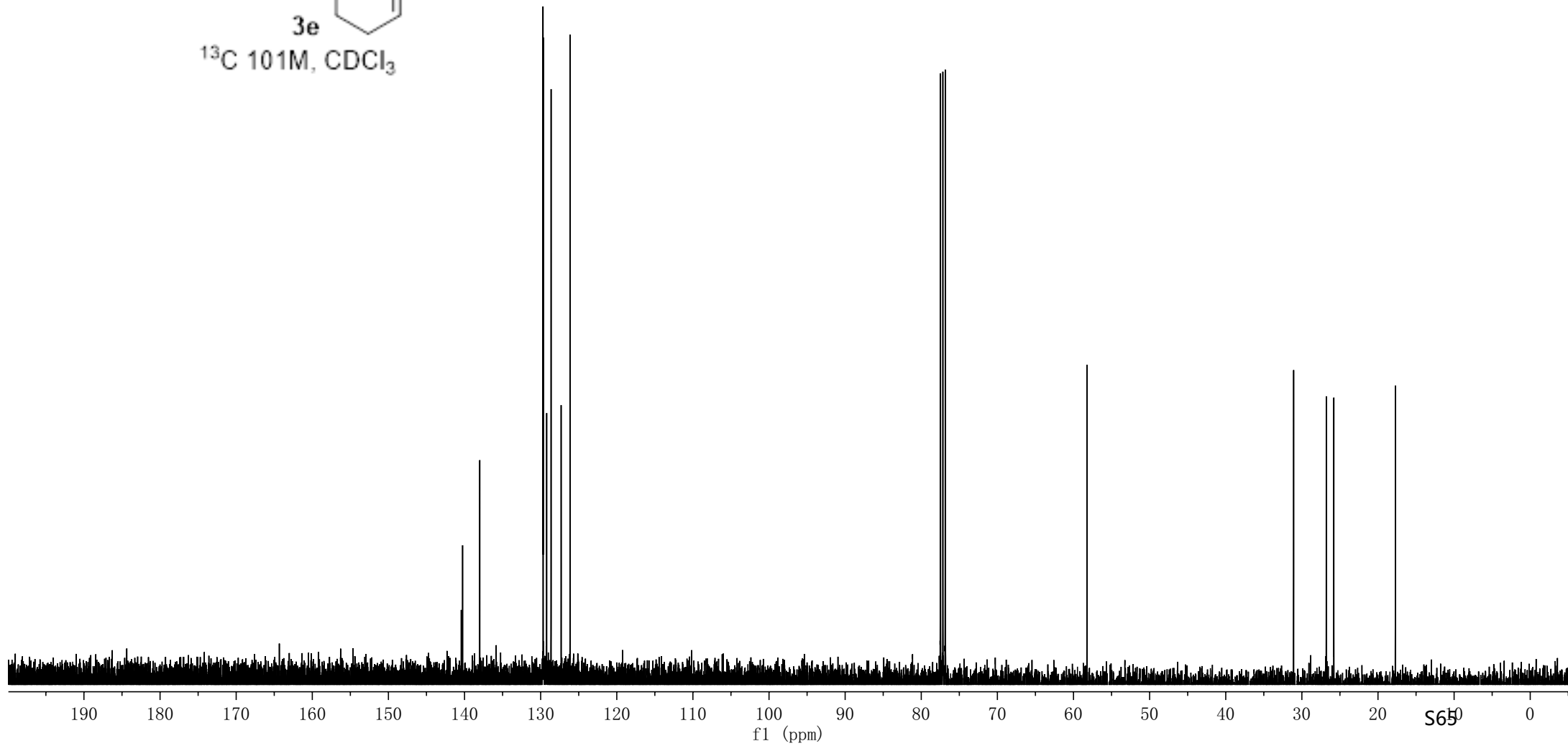
140.46
140.25
138.00
129.69
129.66
129.66
129.21
128.63
127.31
126.13

77.48
77.16
76.84

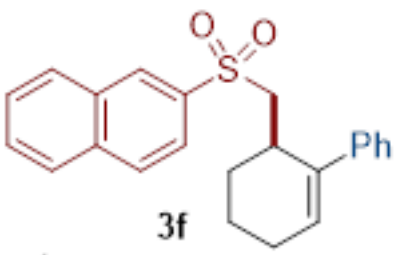
58.23

31.08
26.79
25.80

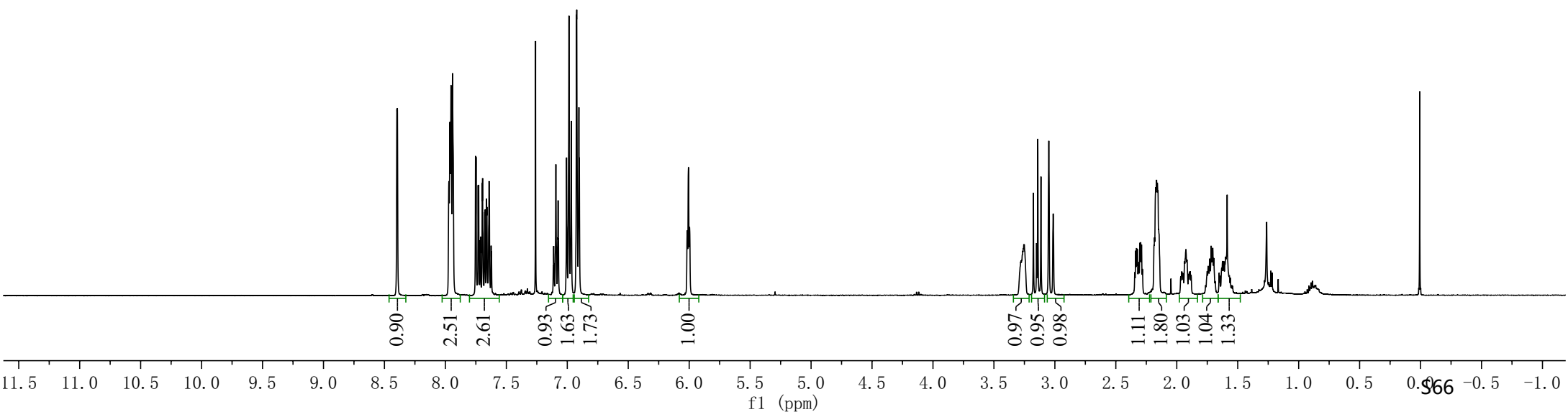
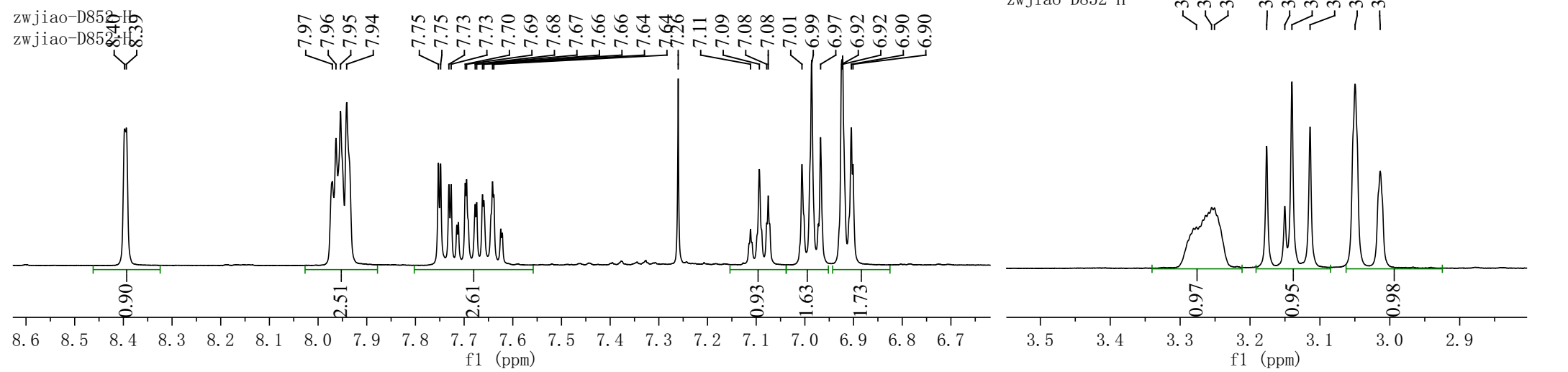
17.71



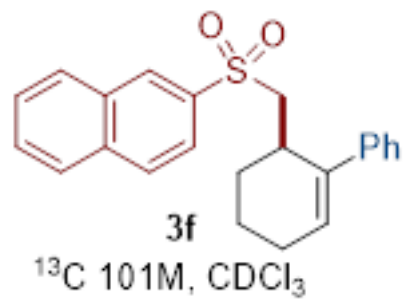
8.40, 8.39, 8.38, 7.97, 7.96, 7.95, 7.94, 7.75, 7.75, 7.73, 7.73, 7.72, 7.71, 7.70, 7.69, 7.68, 7.67, 7.66, 7.66, 7.64, 7.64, 7.62, 7.62, 7.26, 7.11, 7.09, 7.08, 7.08, 7.01, 6.99, 6.97, 6.92, 6.92, 6.90, 6.90, 6.02, 6.01, 6.00, 3.28, 3.26, 3.25, 3.18, 3.15, 3.14, 3.11, 3.05, 3.01, 2.34, 2.33, 2.32, 2.31, 2.30, 2.30, 2.29, 2.18, 2.17, 2.17, 2.16, 2.15, 2.15, 1.94, 1.93, 1.92, 1.73, 1.72, 1.70, 1.70, 1.62, 1.61, 1.60, 1.59



^1H 400M, CDCl_3



zwjiao-D852-C
zwjiao-D852-C



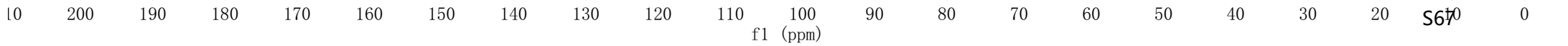
140.17
138.14
136.33
135.37
132.32
129.92
129.64
129.58
129.38
129.00
128.46
128.07
127.80
127.14
126.04
122.94

77.48
77.16
76.84

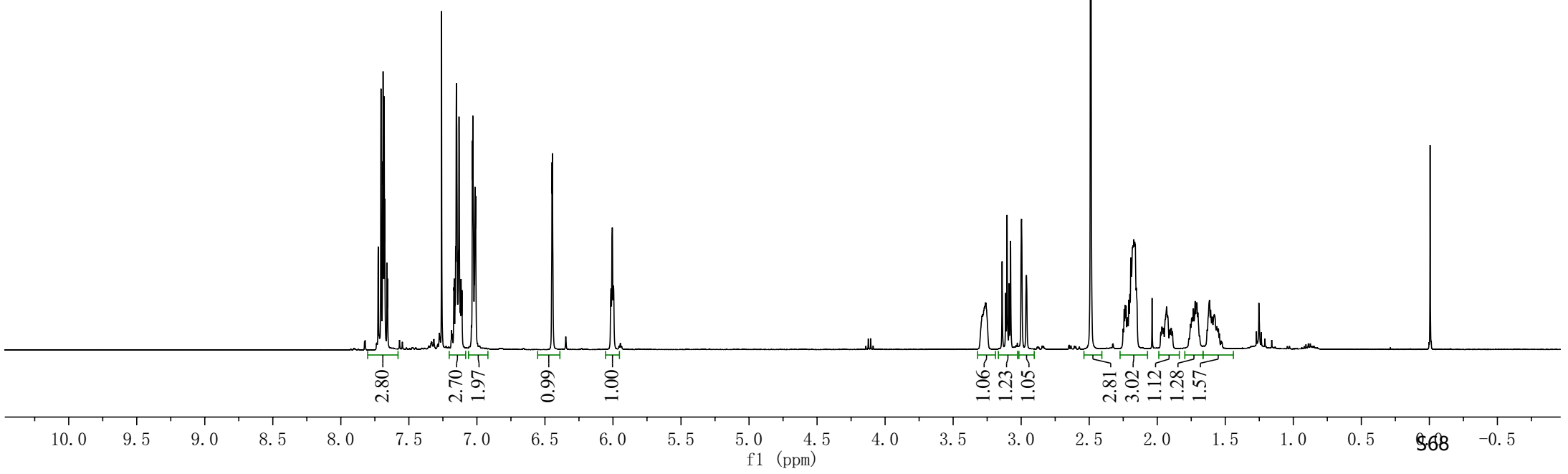
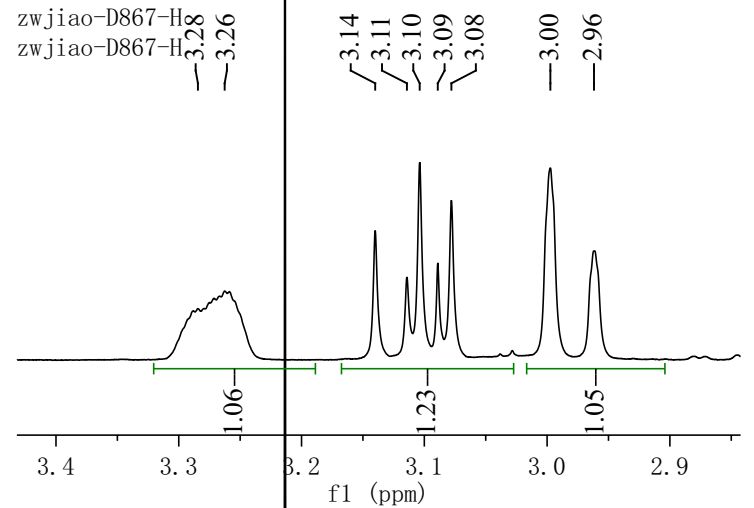
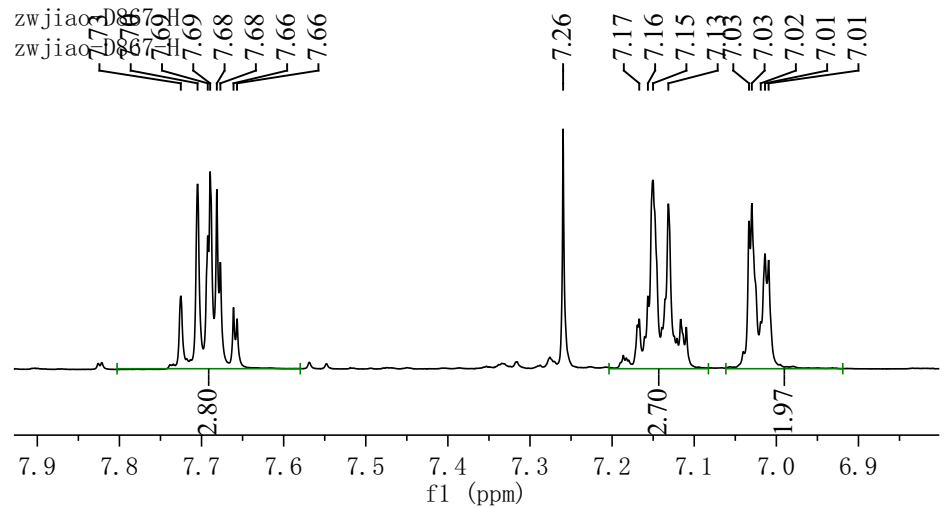
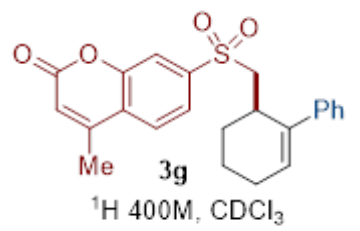
58.19

31.08
26.78
25.85

17.77



7.73, 7.70, 7.69, 7.68, 7.68, 7.66, 7.66, 7.26, 7.17, 7.17, 7.16, 7.15, 7.14, 7.13, 7.12, 7.11, 7.03, 7.03, 7.02, 7.01, 7.01, 6.45, 6.44, 6.01, 6.00, 6.00, 3.28, 3.26, 3.14, 3.11, 3.10, 3.10, 3.09, 3.08, 3.08, 3.00, 2.96, 2.96, 2.49, 2.49, 2.24, 2.24, 2.23, 2.22, 2.22, 2.21, 2.20, 2.20, 2.19, 2.18, 2.17, 2.17, 2.16, 2.15, 1.97, 1.95, 1.93, 1.92, 1.91, 1.90, 1.75, 1.74, 1.73, 1.72, 1.71, 1.70, 1.62, 1.61, 1.60, 1.58, 1.56, 1.55



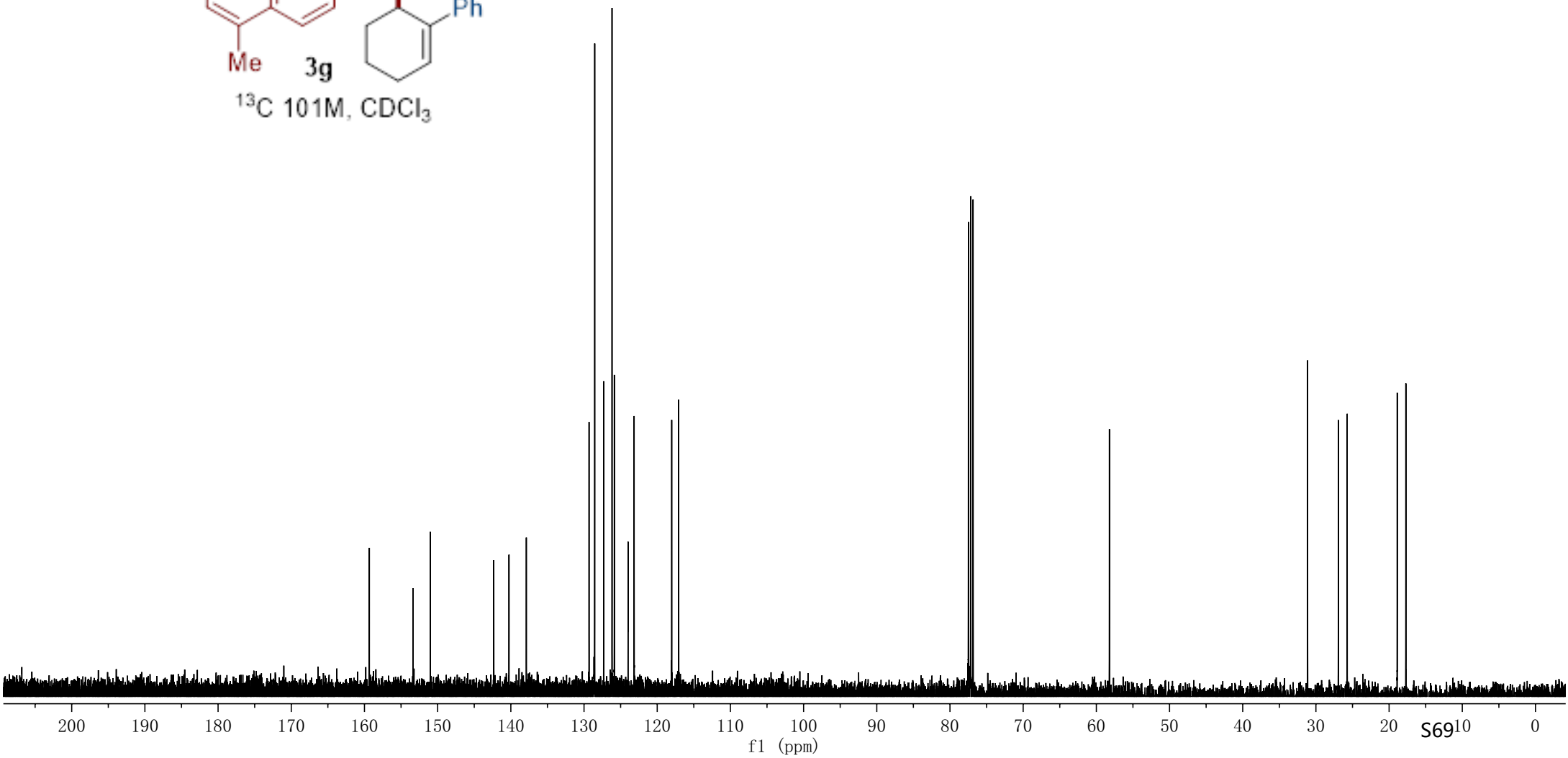
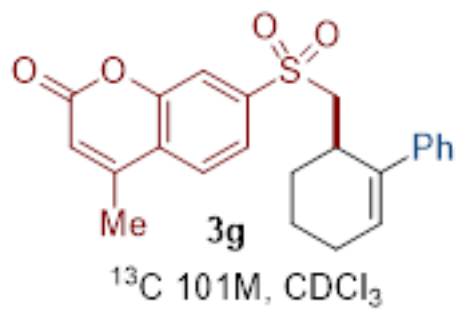
zwjiao-D867-C
zwjiao-D867-C

159.33
153.36
151.01
142.33
140.25
137.88
129.31
128.54
127.31
126.17
125.86
123.98
123.15
118.02
117.06

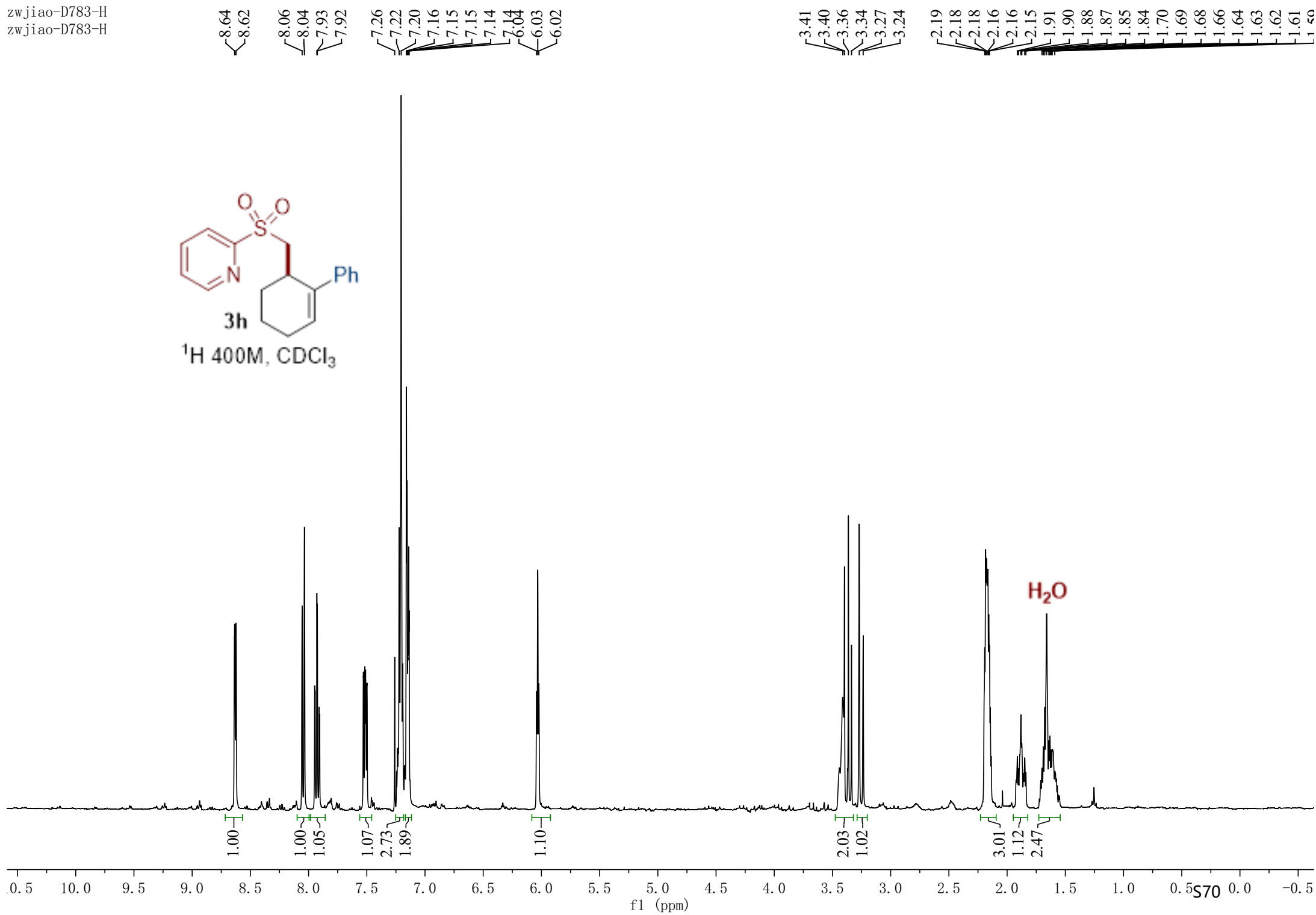
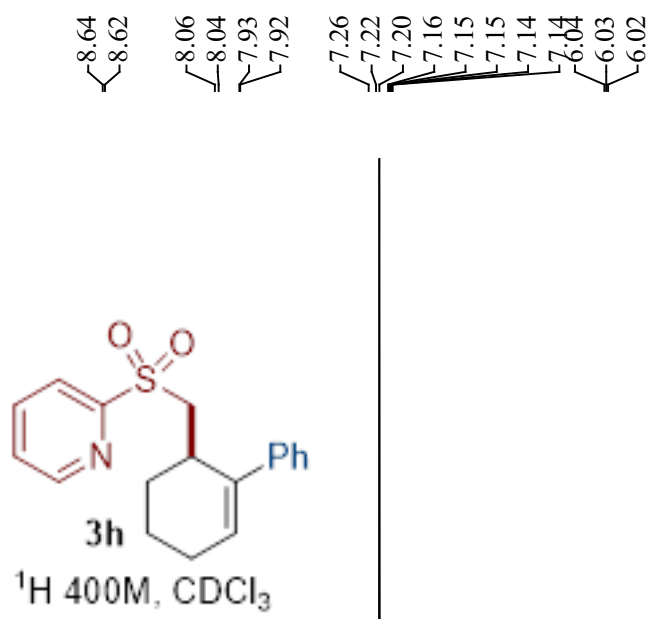
77.48
77.16
76.84

58.22

31.14
26.93
25.73
18.89
17.71



zwjiao-D783-H
zwjiao-D783-H



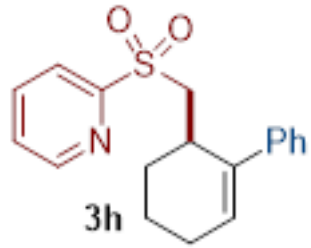
zwjiao-D783-C-3
zwjiao-D783-C

—157.63
—150.30
140.36
138.22
138.20
129.09
128.58
127.34
127.21
126.22
122.16

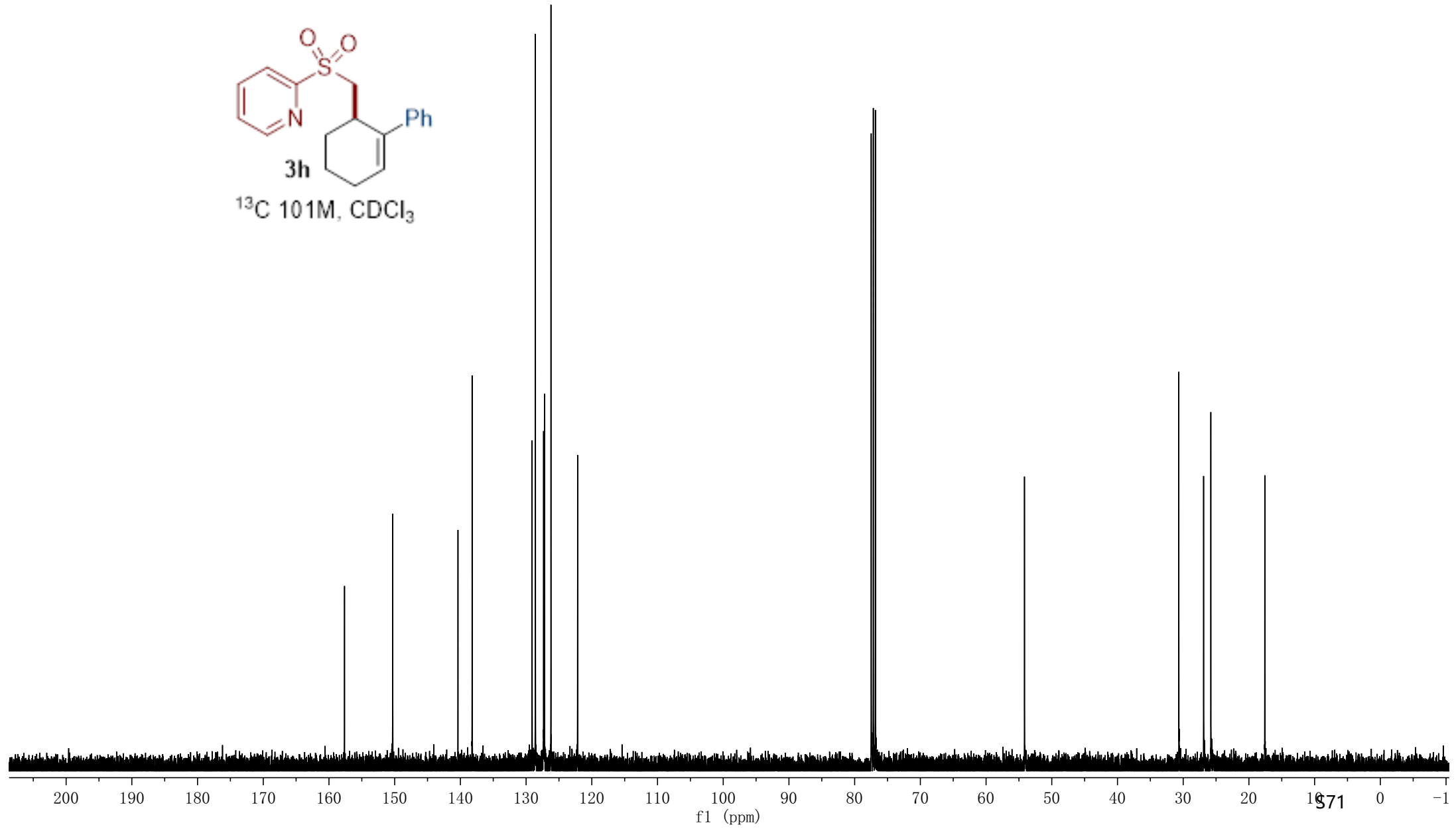
77.48
77.16
76.84

—54.15

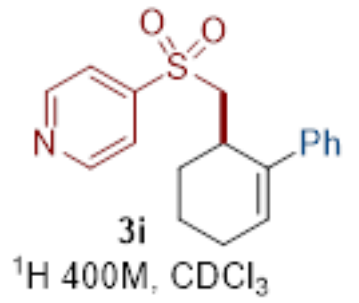
30.66
26.89
25.79
—17.58



¹³C 101M, CDCl₃

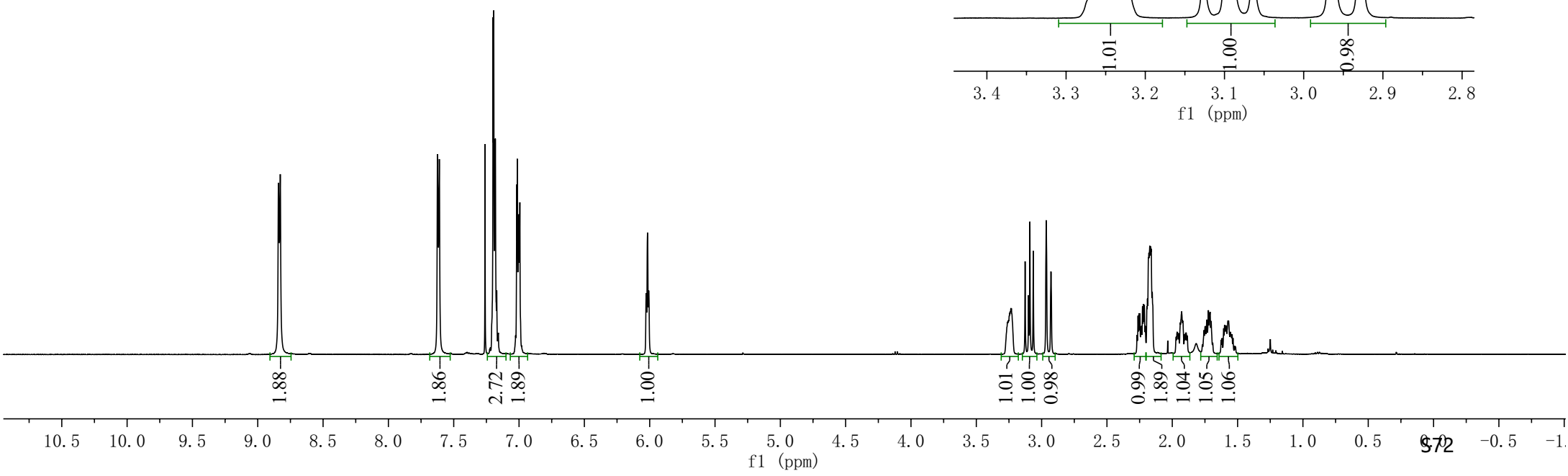
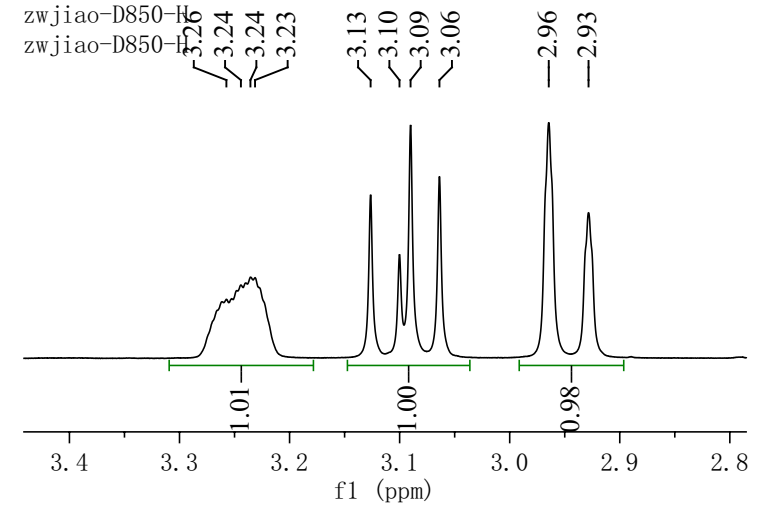
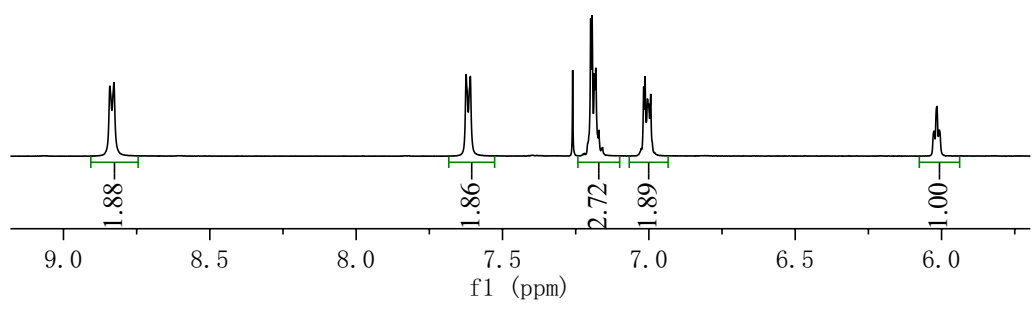


8.84
8.83
7.62
7.60
7.26
7.24
7.20
7.19
7.19
7.18
7.02
7.01
7.00
7.00
6.99
6.03
6.02
6.01
3.26
3.24
3.24
3.23
3.13
3.10
3.09
3.06
2.96
2.93
2.27
2.26
2.26
2.25
2.24
2.24
2.23
2.22
2.21
2.21
2.19
2.19
2.18
2.17
2.16
2.16
2.15
1.96
1.96
1.95
1.94
1.93
1.92
1.91
1.90
1.89
1.89
1.76
1.75
1.74
1.74
1.72
1.72
1.71
1.70
1.61
1.60
1.59
1.57
1.57
1.56
1.54

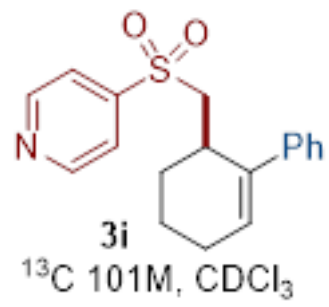


zwjiao-D850-H
zwjiao-D850-H

7.62
7.61
7.26
7.20
7.19
7.19
7.18
7.02
7.01
7.00
7.00
6.99
6.03
6.02
6.01



zwjiao-D850-C
zwjiao-D850-C



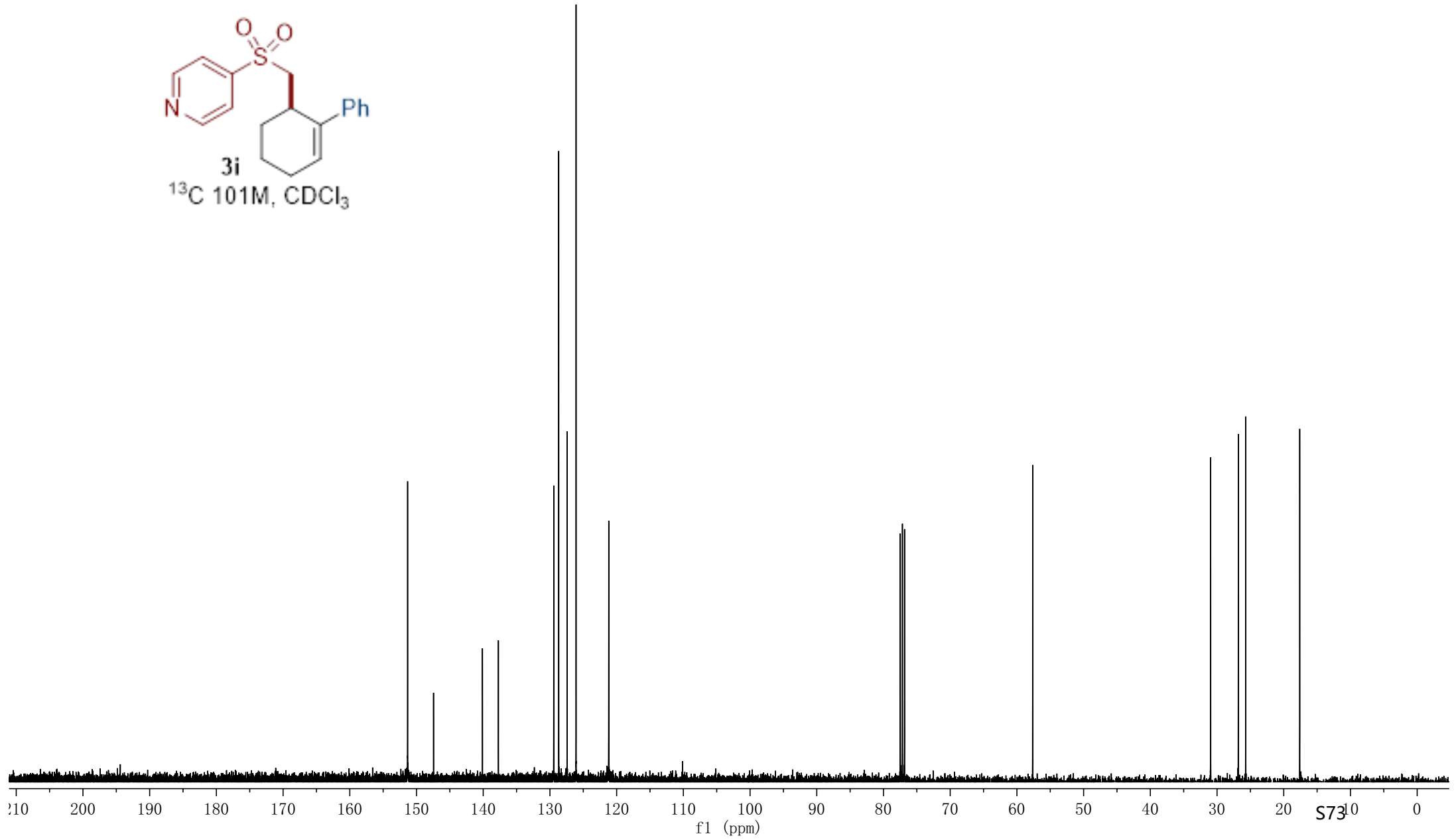
—151.33
—147.44
—140.12
—137.72
—129.42
—128.68
—127.42
—126.08
—121.18

—77.48
—77.16
—76.84

—57.63

—30.95
—26.81
—25.70

—17.60



zwjiao-D817-H
zwjiao-D817-H

8.86
8.85
7.52
7.51
7.49
7.26
7.25
7.24
7.24
7.23
7.22
7.21
7.21
7.21
7.20
6.06
6.05
6.04

3.53
3.52
3.49
3.46
3.43
3.40
2.23
2.22
2.21
2.20
2.19
2.18
2.04
1.97
1.94
1.93
1.90
1.72
1.71
1.69
1.68
1.67
1.66
1.65
1.64
1.63
1.58
1.26

zwjiao-D817-H
zwjiao-D817-H

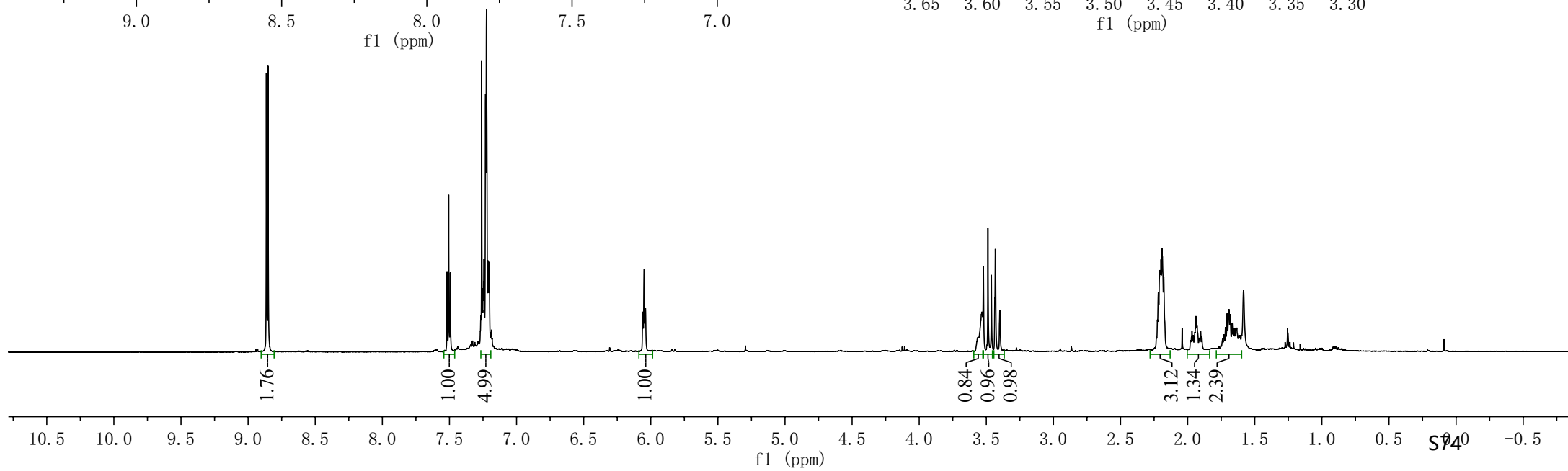
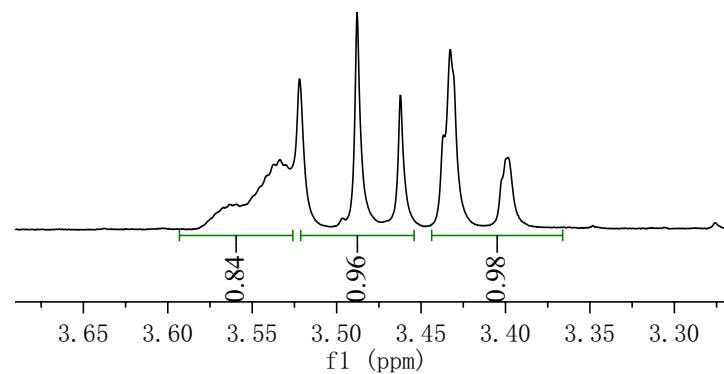
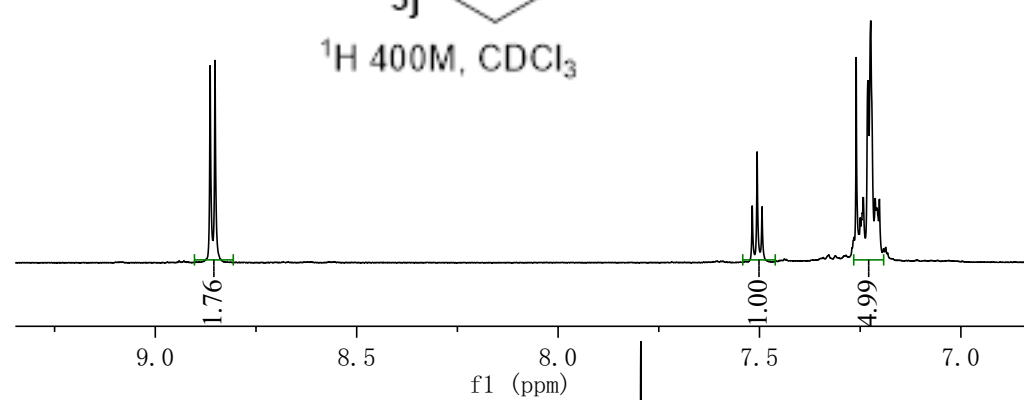


¹H 400M, CDCl₃

7.52
7.51
7.49
7.26
7.24
7.23
7.22
7.21
7.21
7.20

zwjiao-D817-H
zwjiao-D817-H

3.53
3.52
3.49
3.46
3.43
3.40



zwjiao-D817-C
zwjiao-D817-C

—166.08

—158.67

~140.53

~138.27

~129.30

~128.64

~127.28

~126.41

~123.72

~77.48

~77.16

~76.84

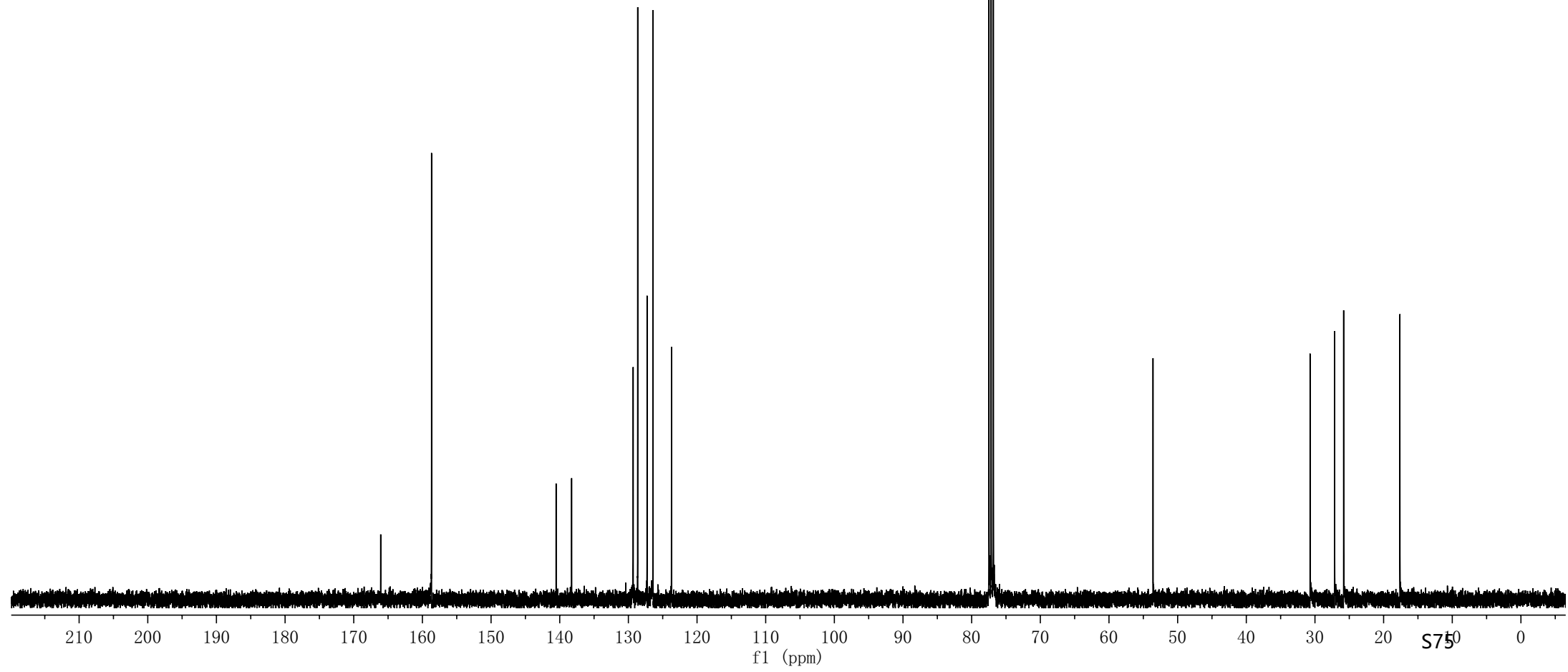
—53.59

~30.71

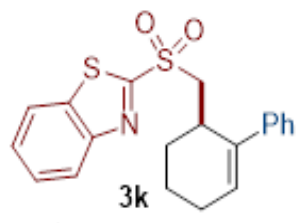
~27.14

~25.82

—17.63



8.18
8.18
8.16
8.08
8.04
7.99
7.99
7.67
7.66
7.65
7.64
7.63
7.62
7.62
7.62
7.60
7.60
7.58
7.58
7.26
7.12
7.10
7.08
7.08
7.06
7.06
7.04
7.02
7.01
6.05
6.04
6.03
3.52
3.48
3.45
3.42
3.40
3.40
3.36
3.36
2.29
2.28
2.27
2.27
2.26
2.25
2.25
2.24
2.23
2.21
2.20
2.19
2.19
2.00
2.00
1.99
1.96
1.96
1.93
1.76
1.75
1.74
1.73
1.71
1.71
1.67
1.66
1.65
1.64
1.63
1.60



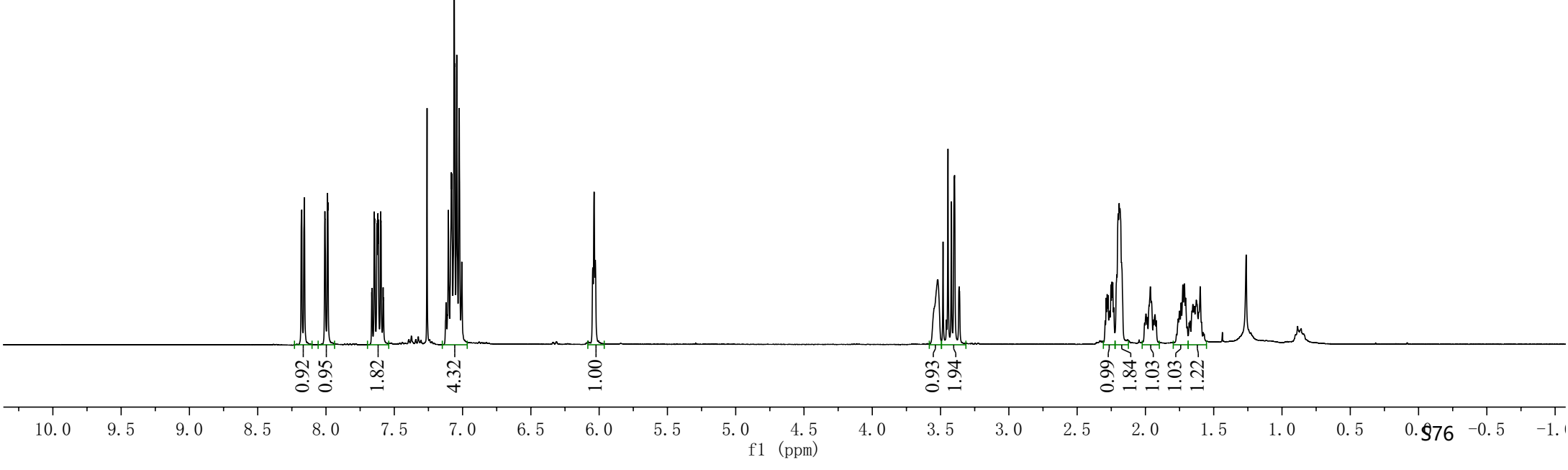
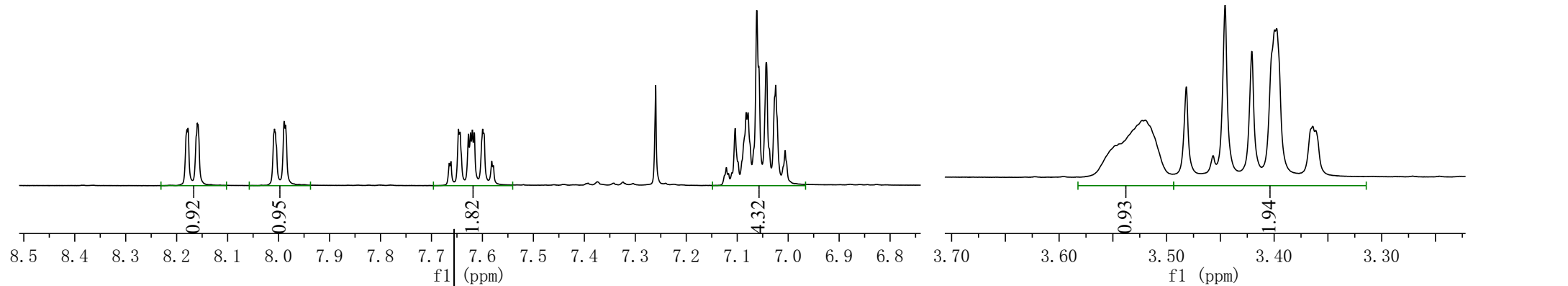
¹H 400M, CDCl₃

zwjiao-D834-H
zwjiao-D834-H

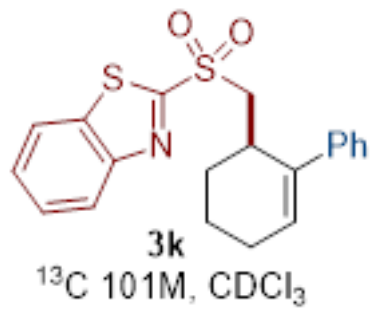
8.18
8.18
8.16
8.01
7.99
7.99
7.67
7.66
7.65
7.64
7.63
7.62
7.62
7.62
7.60
7.60
7.58
7.58
7.26
7.12
7.10
7.08
7.08
7.06
7.06
7.04
7.02
7.01
6.05
6.04
6.03
3.52
3.48
3.45
3.42
3.40
3.40
3.36
3.36

zwjiao-D834-H
zwjiao-D834-H

3.52
3.48
3.45
3.42
3.40
3.40
3.36
3.36



zwjiao-D834-C
zwjiao-D834-C



—165.95

—152.78

140.12

137.85

137.04

129.42

128.50

128.13

127.71

127.30

126.17

125.68

122.42

77.48

77.16

76.84

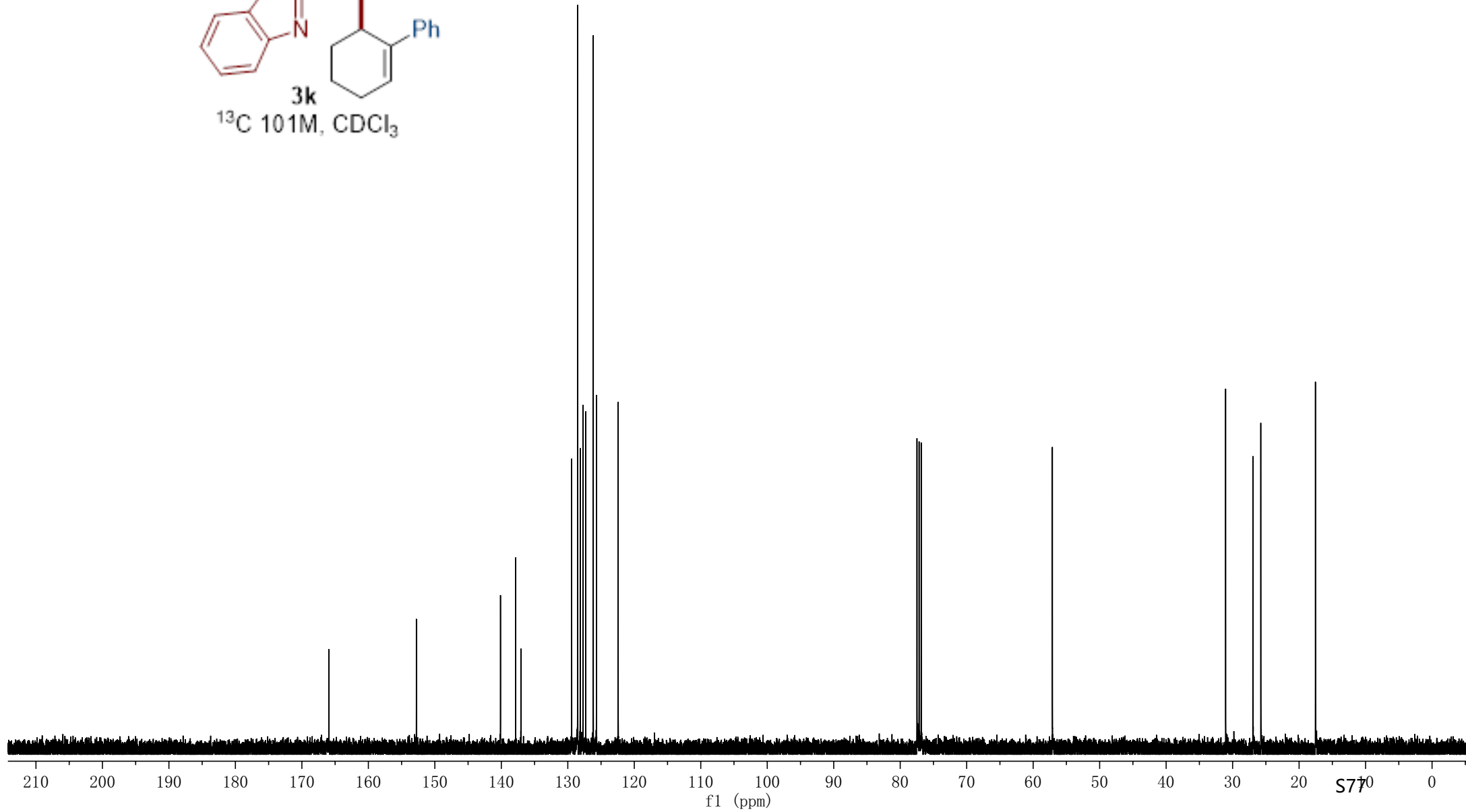
—57.11

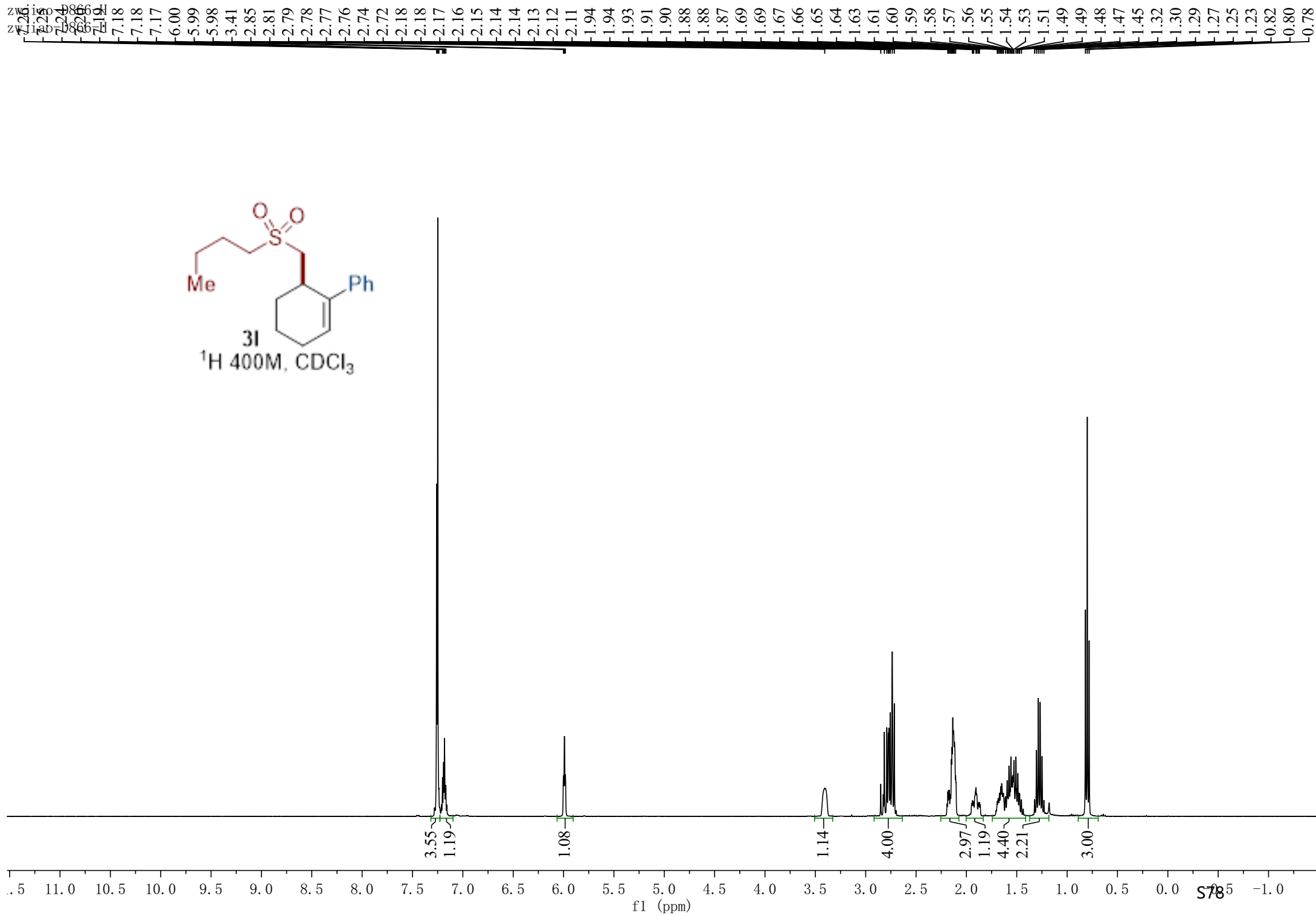
31.05

26.95

25.76

—17.54





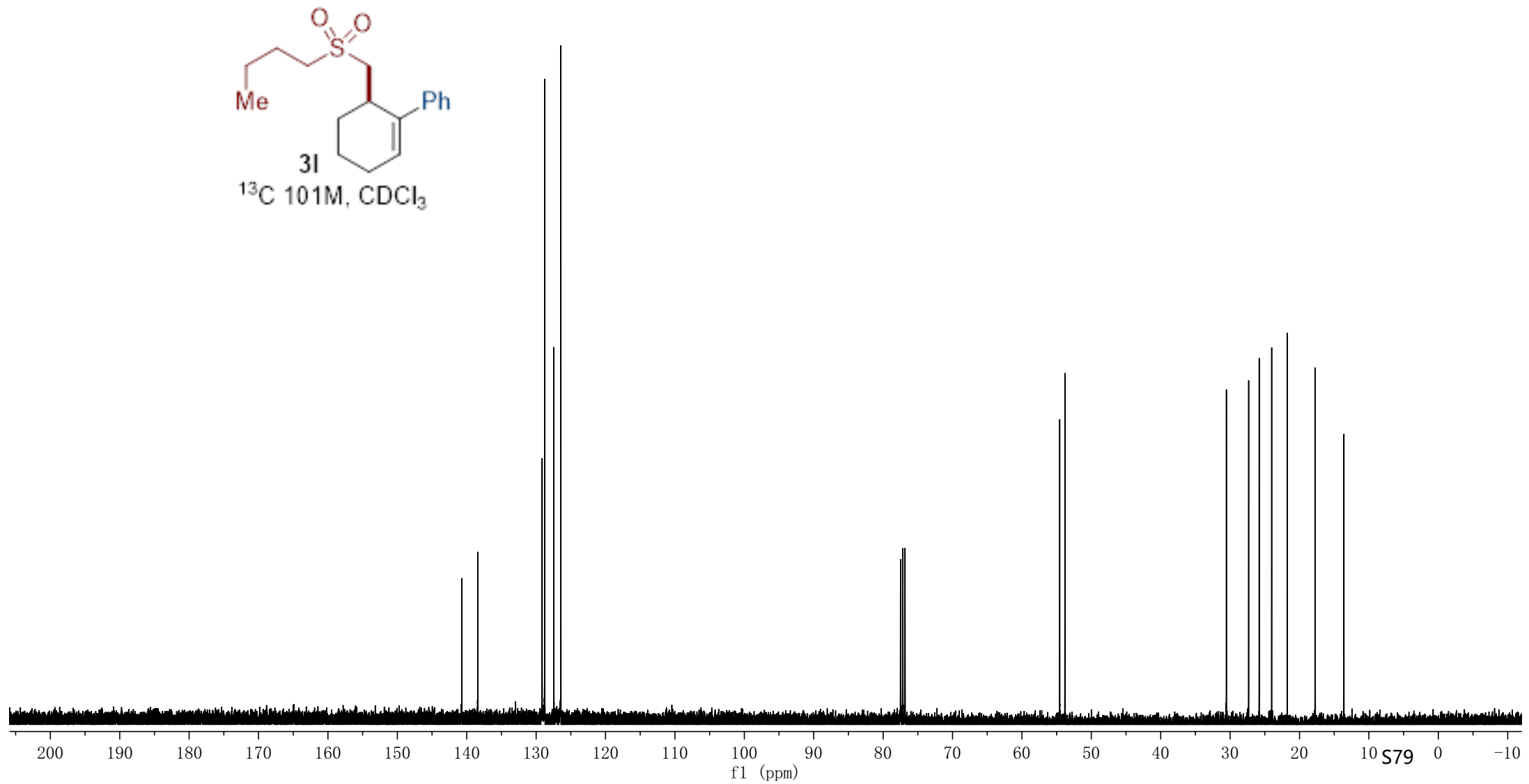
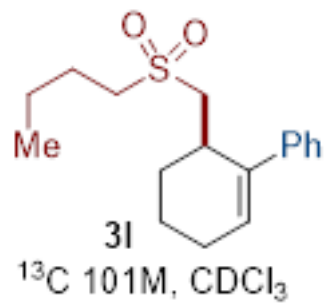
zwjiao-D866-C
zwjiao-D866-C

~140.70
~138.41
~129.13
~128.76
~127.45
~126.43

~77.48
~77.16
~76.84

~54.55
~53.81

~30.53
~27.33
~25.81
~24.01
~21.77
~17.74
~13.60



zwjiao-D881-H
zwjiao-D881-H

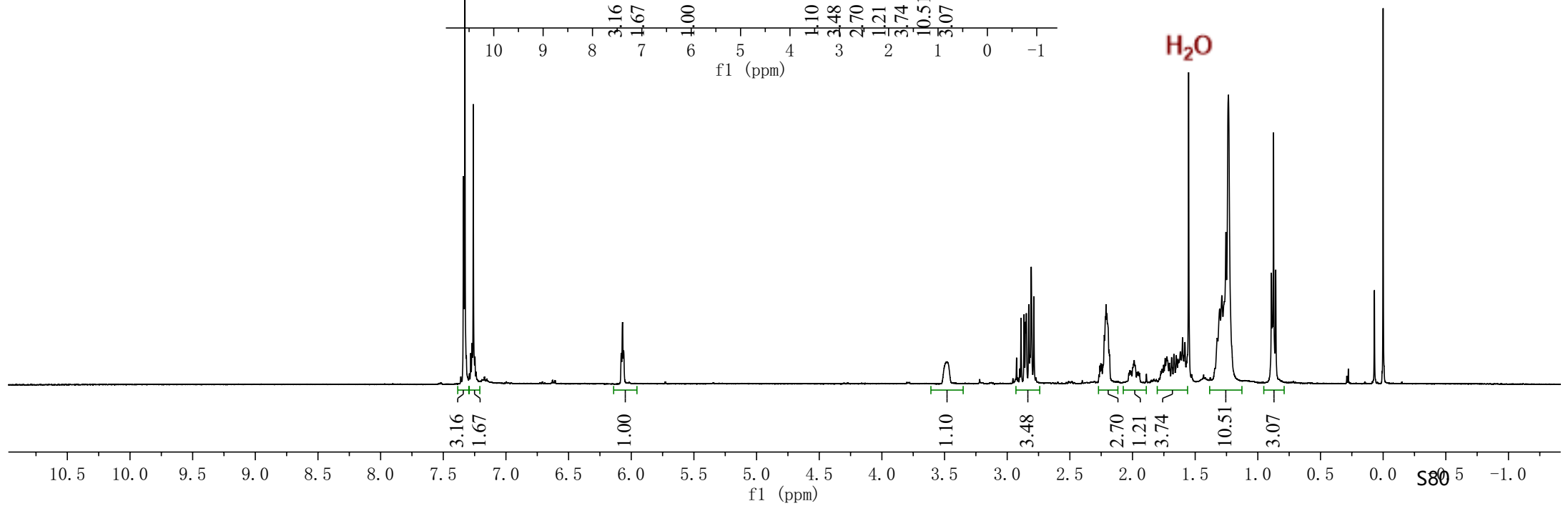
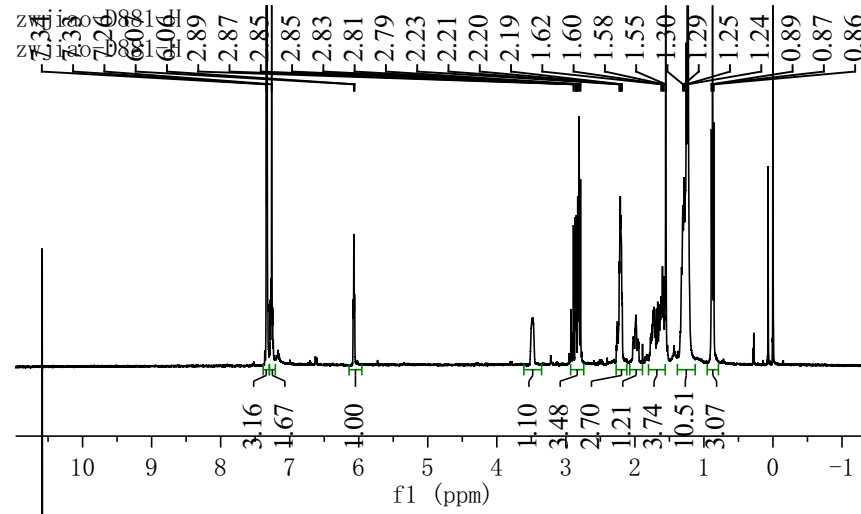
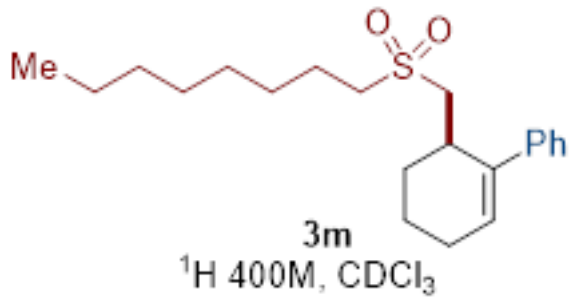
7.34
7.33
7.28
7.26
7.25

6.08
6.07
6.06

3.48

2.85
2.83
2.81
2.79

2.23
2.21
2.20
2.19
1.99
1.74
1.73
1.69
1.67
1.65
1.64
1.62
1.60
1.58
1.55
1.30
1.29
1.25
1.24
0.89
0.87



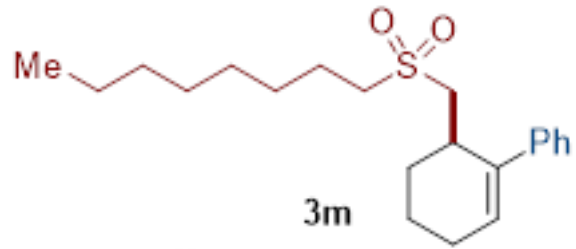
zwjiao-D881-C
zwjiao-D881-C

140.75
138.46
129.19
128.81
127.50
126.47

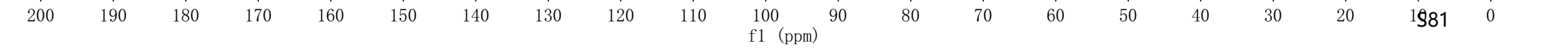
77.48
77.16
76.84

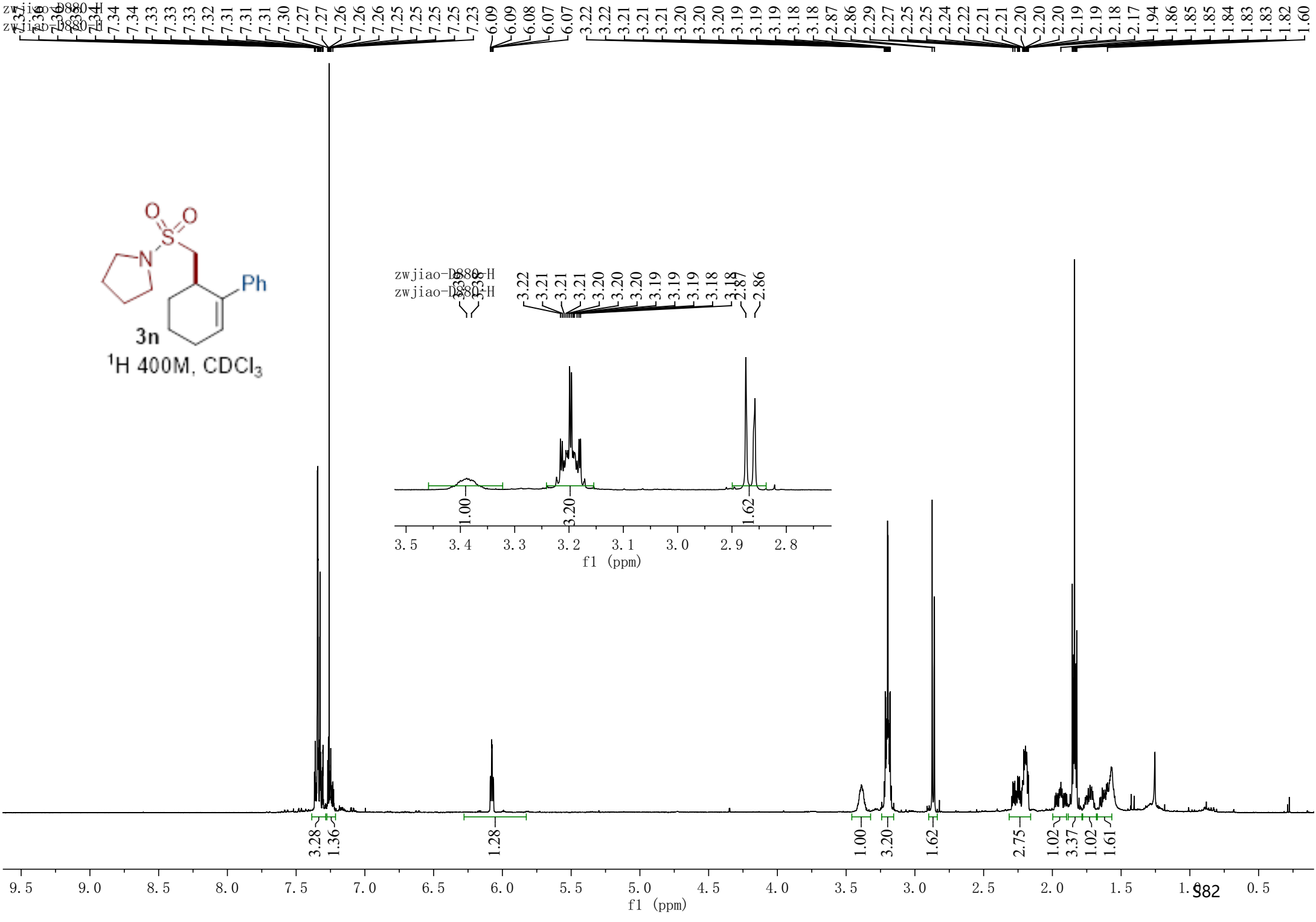
54.60
54.13

31.83
30.58
29.11
29.04
28.55
27.37
25.85
22.72
22.10
17.79
14.21



¹³C 101M, CDCl₃





zwjiao-D880-C--1
zwjiao-D880-C

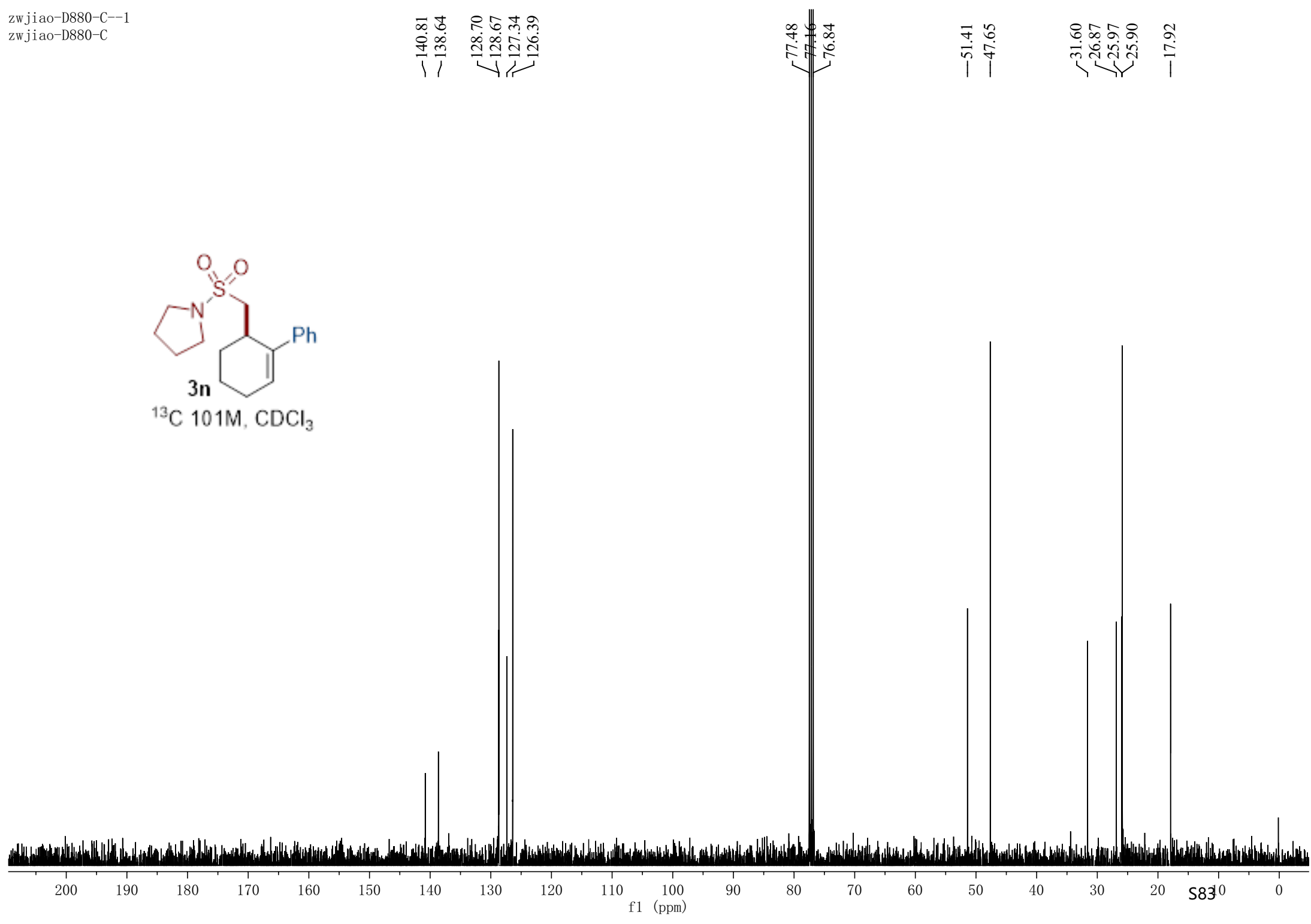
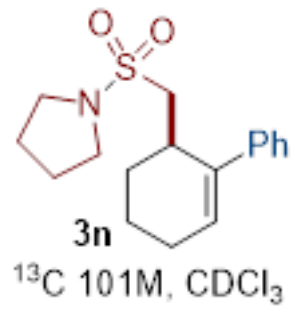
~140.81
~138.64
128.70
128.67
127.34
126.39

77.48
77.16
76.84

—51.41
—47.65

31.60
26.87
25.97
25.90

—17.92



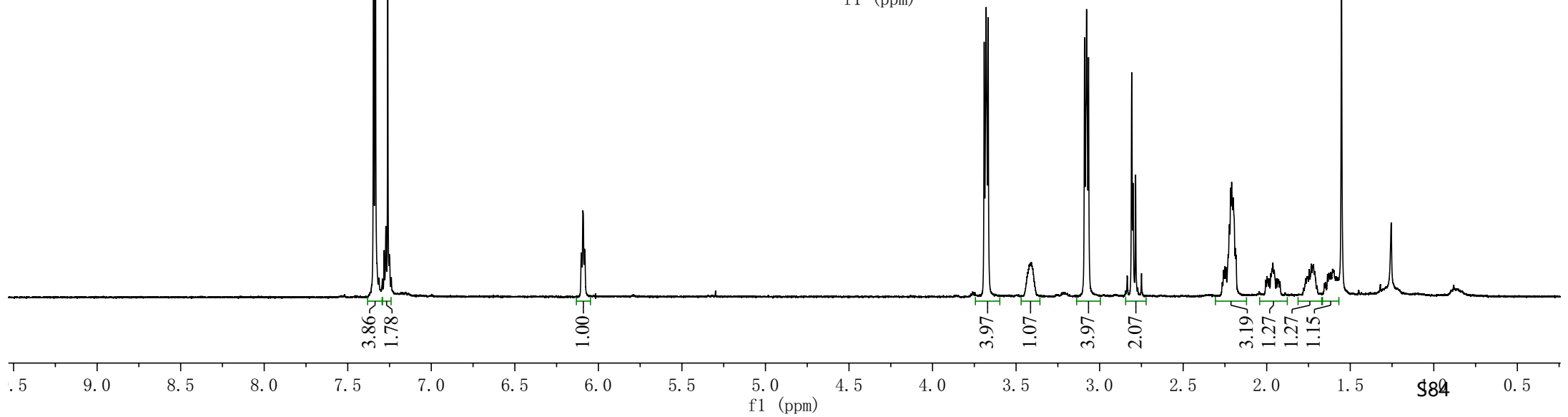
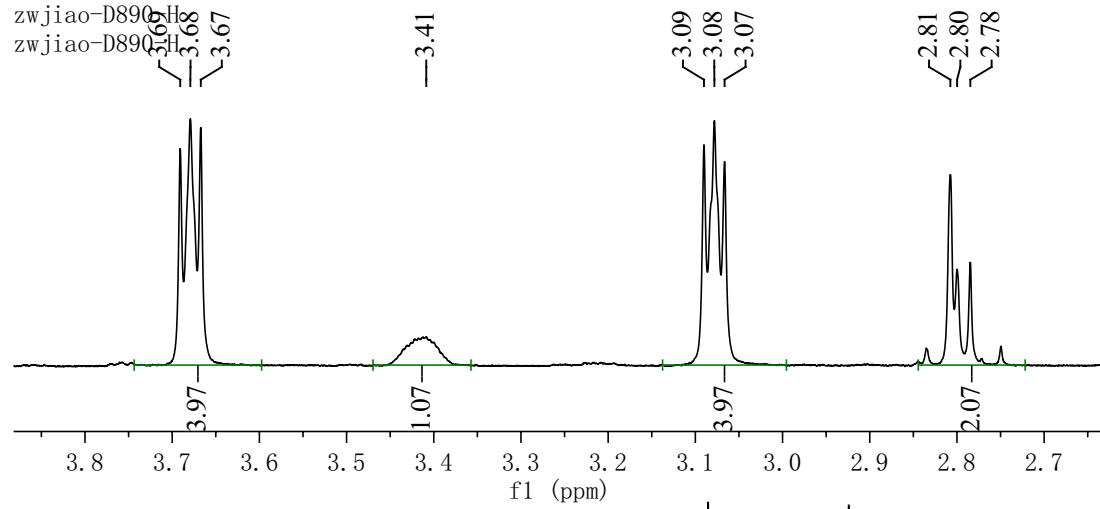
zwjiao-D890-H
zwjiao-D890-H

7.35
7.33
7.29
7.28
7.27
7.26
7.25
7.24

6.10
6.09
6.08

3.69
3.68
3.67
3.41

3.09
3.08
3.07
2.81
2.78
2.26
2.25
2.24
2.22
2.22
2.21
2.20
2.19
2.00
1.96
1.75
1.73
1.72
1.64
1.63
1.62
1.61



zwjiao-D890-C
zwjiao-D890-C

~140.78
~138.66

↘128.98
↘128.77
↘127.47
↘126.35

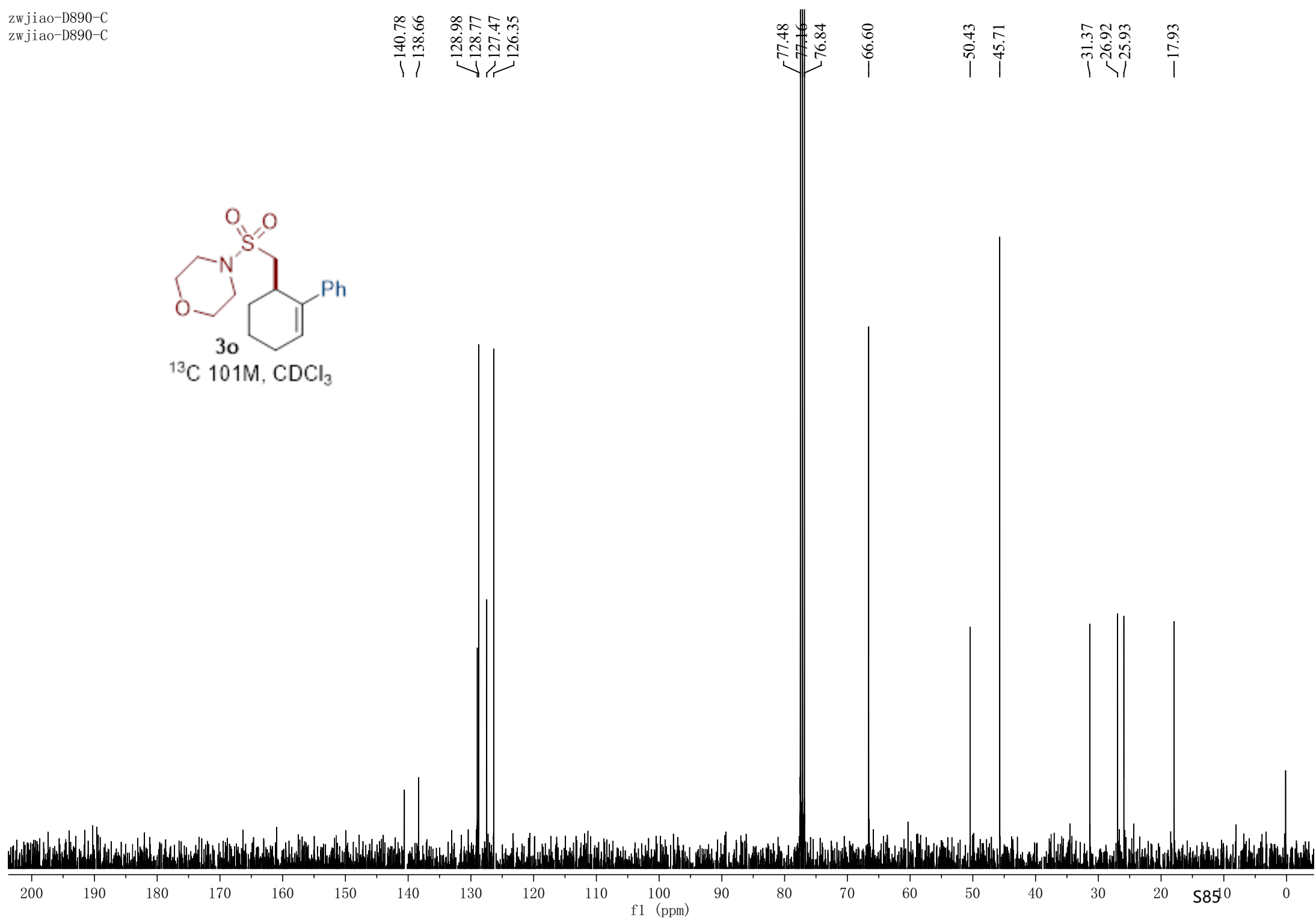
77.48
77.16
76.84

—66.60

—50.43
—45.71

~31.37
↘26.92
~25.93

—17.93



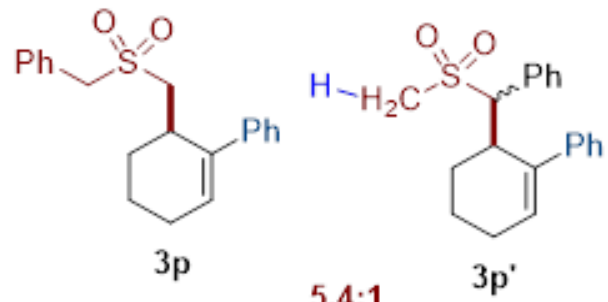
zwjiao-D849-H
zwjiao-D849-H

7.40
7.32
7.31
7.30
7.30
7.30
7.28
7.28
7.27
7.26
7.25
7.25
7.17
7.16
7.15
6.05
6.04
6.03

4.07

3.48

2.83
2.83
2.80
2.78
2.77
2.74
2.19
2.18
2.17
2.17
2.16
2.15
2.00
2.00
1.99
1.97
1.96
1.70
1.69
1.68
1.67
1.55
1.55
1.53
1.53



10.0 9.5 9.0 8.5 8.0 7.5 7.0 6.5 6.0 5.5 5.0 4.5 4.0 3.5 3.0 2.5 2.0 1.5 1.0 0.5 0.0 -0

f1 (ppm)

7.99
1.81
0.90
2.00
1.06
2.05
3.21
1.27
1.08
1.01

586

zwjiao-D849-C
zwjiao-D849-C

140.59
138.26
130.65
129.12
129.00
128.94
128.78
127.97
127.37
126.35

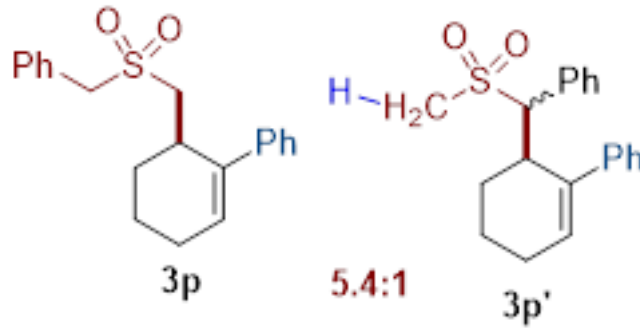
77.48
77.16
76.84

60.76

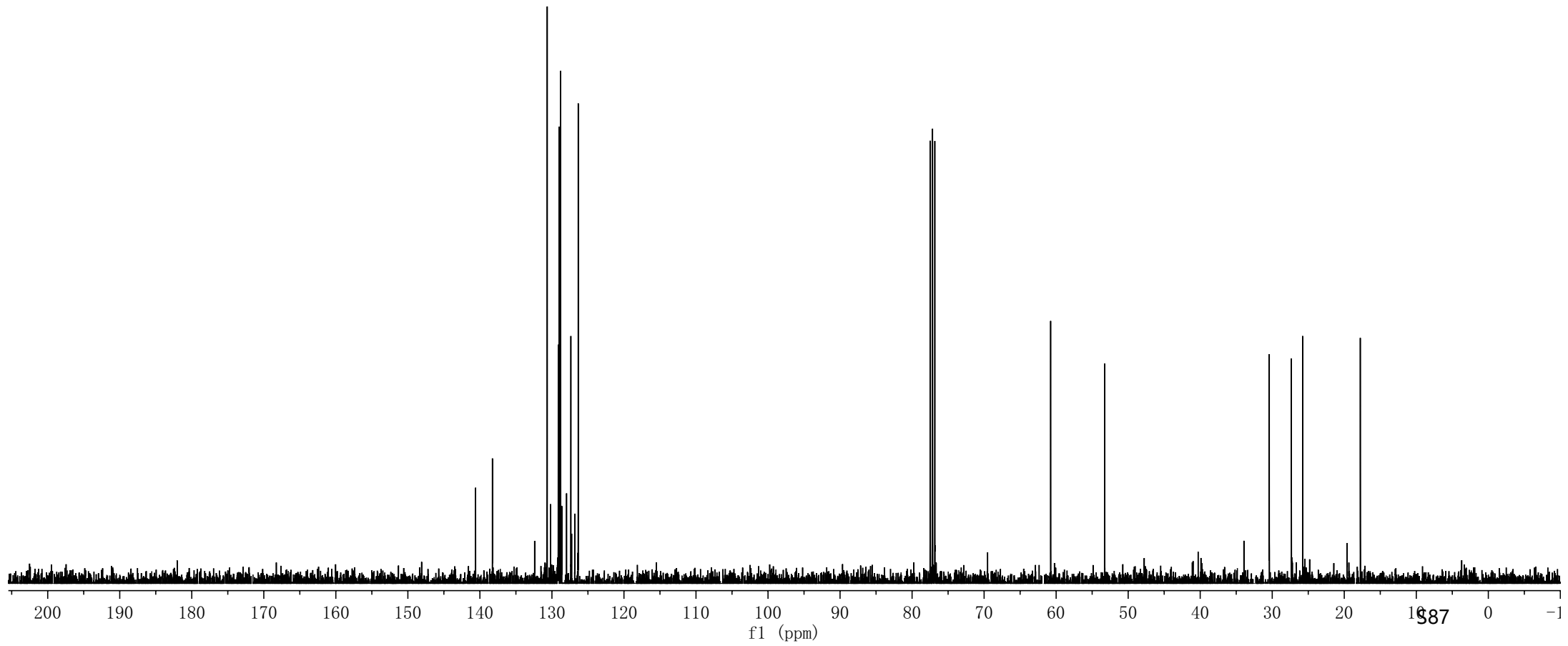
53.27

30.41
27.34
25.78

17.77



¹³C 101M, CDCl₃



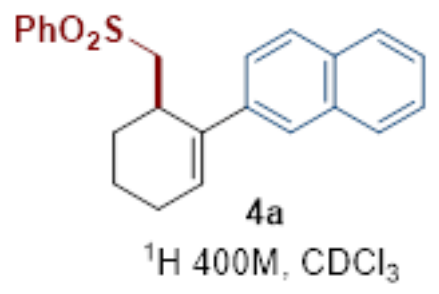
zwjiao-D779-H

zwjiao-D779-H-1

7.80
7.79
7.78
7.77
7.68
7.68
7.66
7.65
7.63
7.62
7.62
7.50
7.48
7.47
7.46
7.45
7.44
7.44
7.26
7.24
7.24
7.22
7.22
6.20
6.19
6.18

3.42
3.15
3.13
3.12
3.09
3.03
2.99

2.38
2.37
2.37
2.35
2.35
2.34
2.33
2.24
2.24
2.23
1.97
1.96
1.93
1.78
1.77
1.76
1.75
1.74
1.66
1.65
1.64

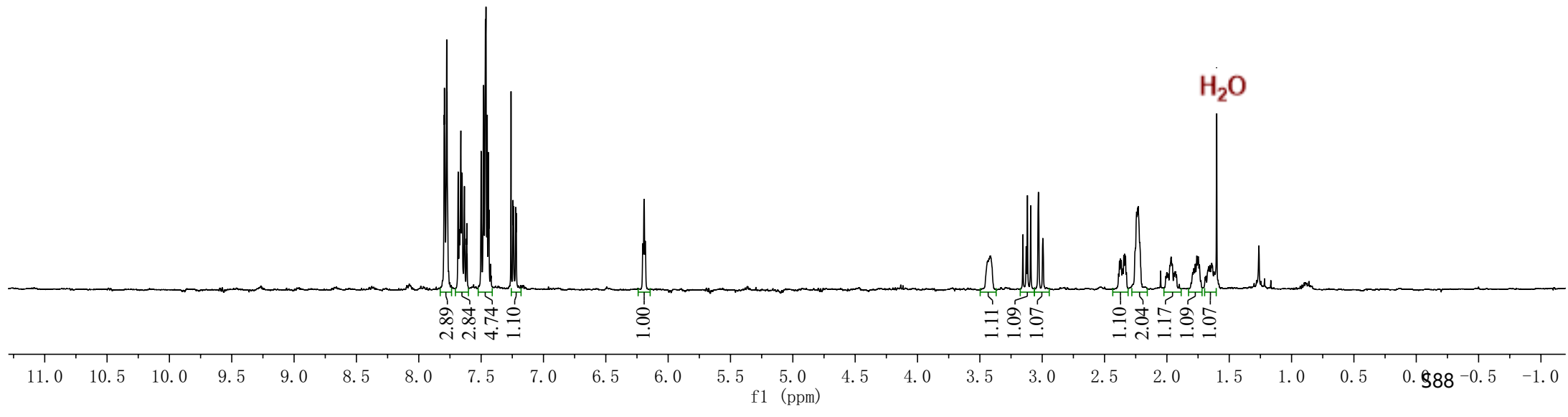
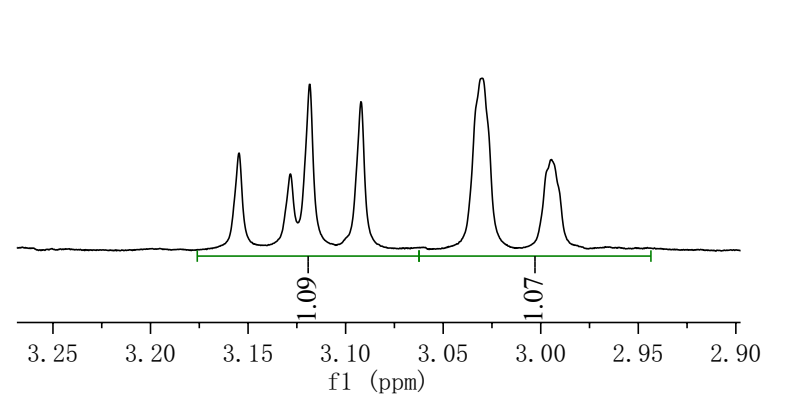
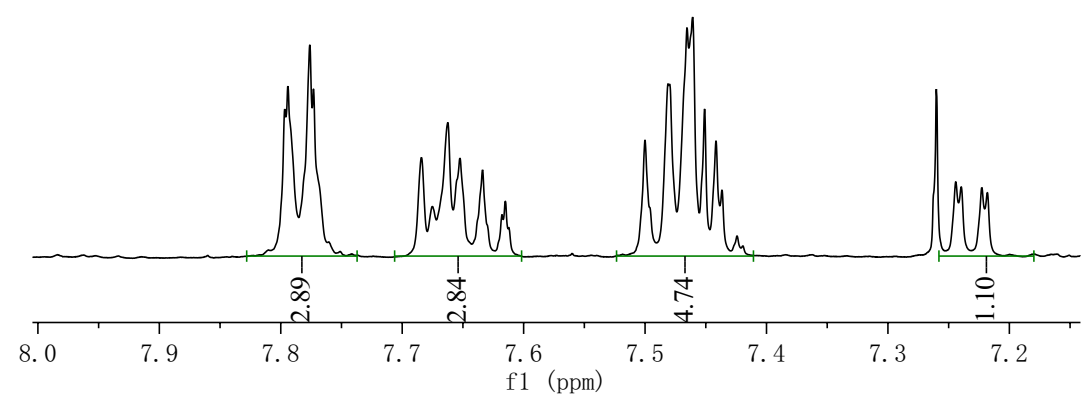


zwjiao-D779-H
zwjiao-D779-H-1

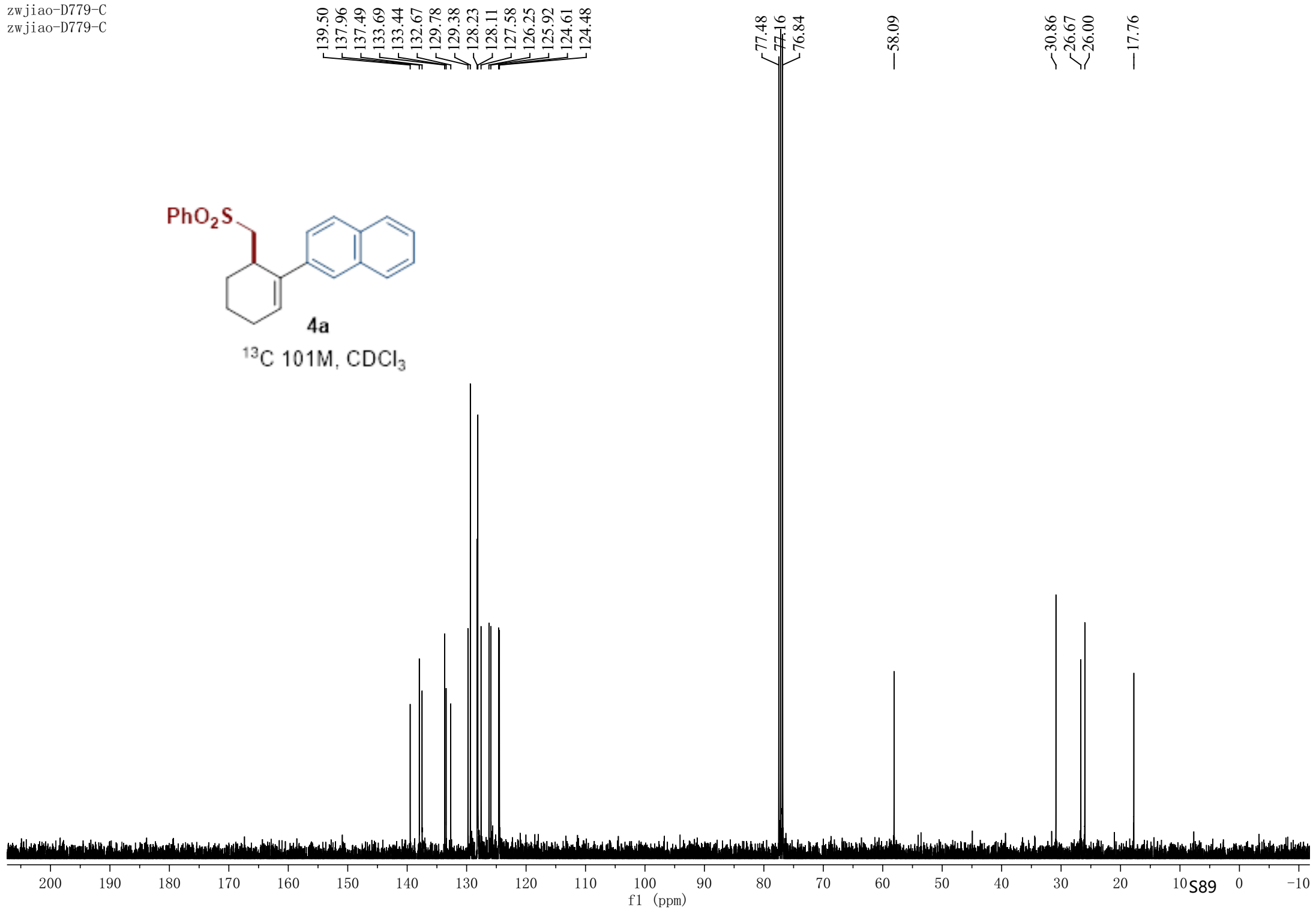
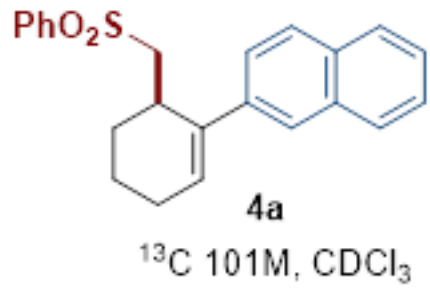
7.80
7.79
7.78
7.77
7.68
7.68
7.66
7.65
7.63
7.62
7.50
7.48
7.47
7.46
7.45
7.44
7.44
7.26
7.24
7.24
7.22
7.22

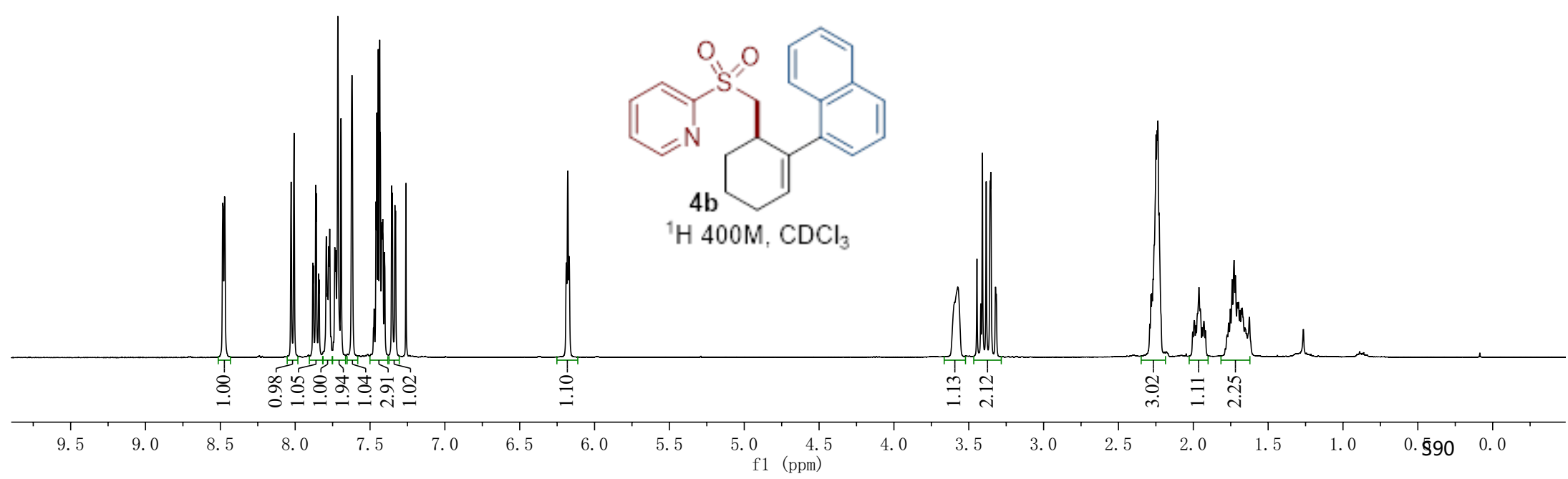
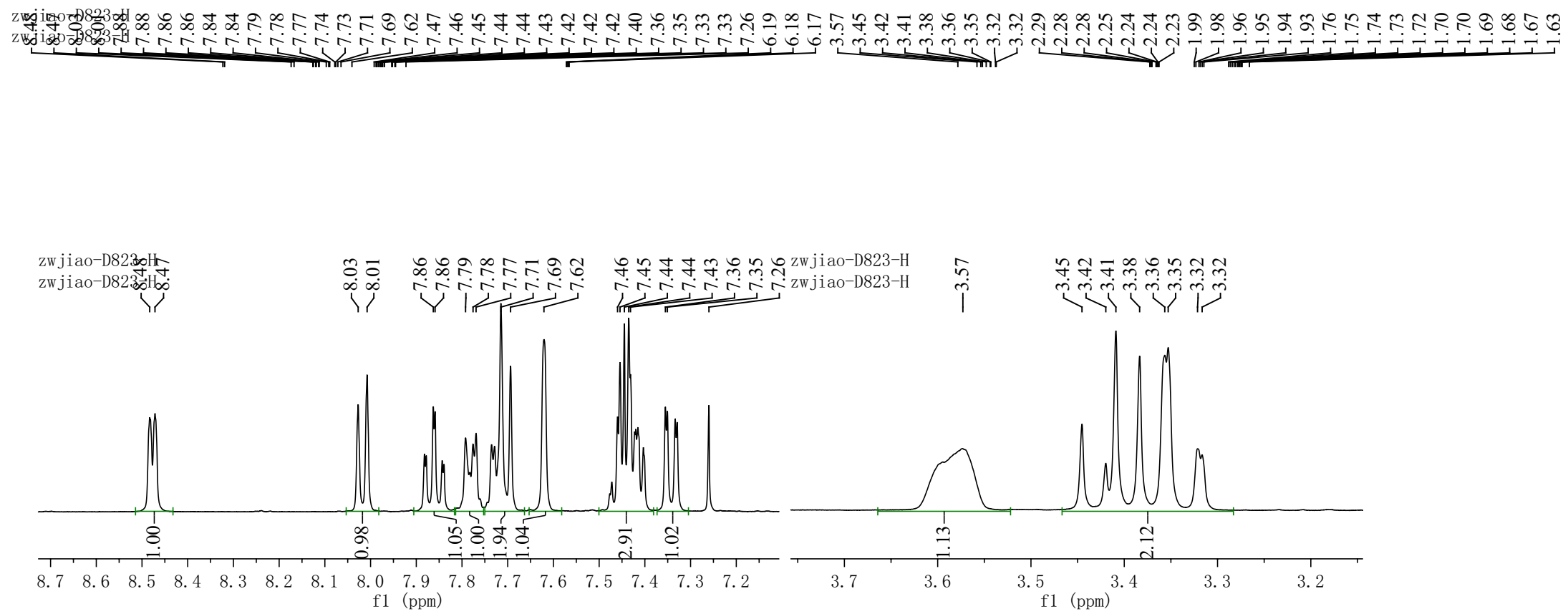
zwjiao-D779-H
zwjiao-D779-H-1

3.15
3.13
3.12
3.09
3.03
2.99

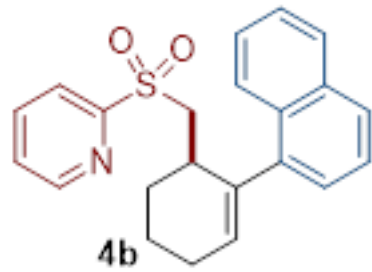


zwjiao-D779-C
zwjiao-D779-C





zwjiao-D823-C
zwjiao-D823-C



¹³C 101M, CDCl₃

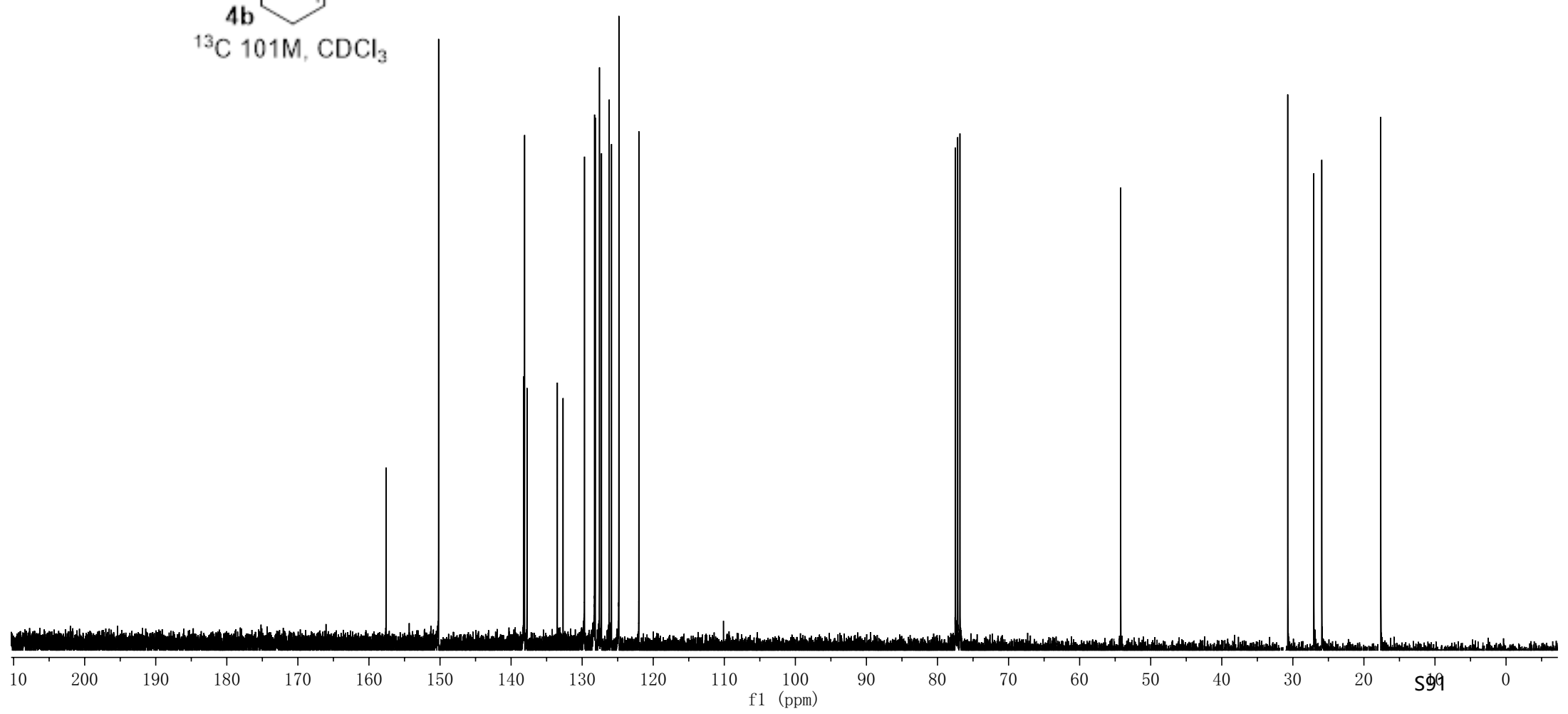
—157.60
—150.20
138.25
138.10
137.76
133.49
132.69
129.67
128.26
128.15
127.56
127.28
126.19
125.87
124.83
124.82
122.02

77.48
77.16
76.84

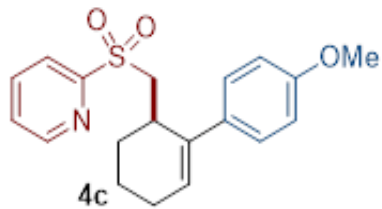
—54.23

30.72
27.06
25.93

—17.63

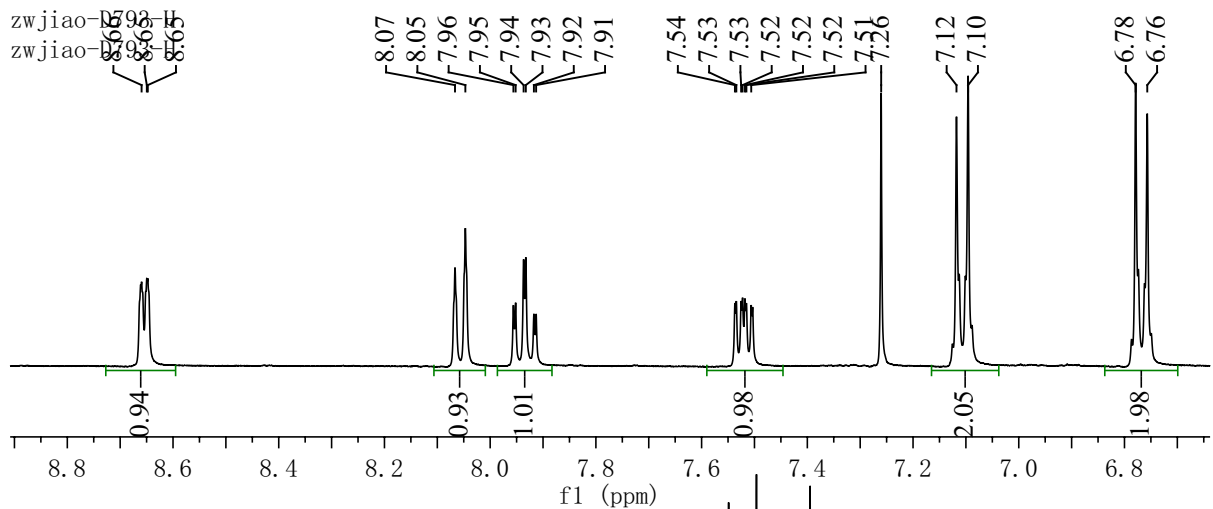


zwjiao-D793-H
zwjiao-D793-H

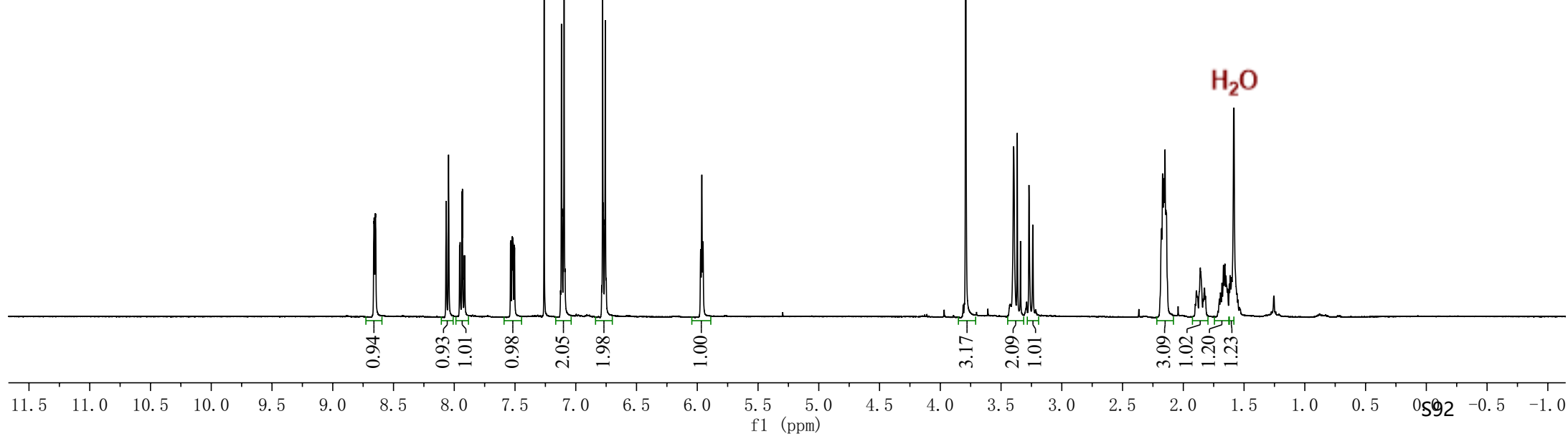
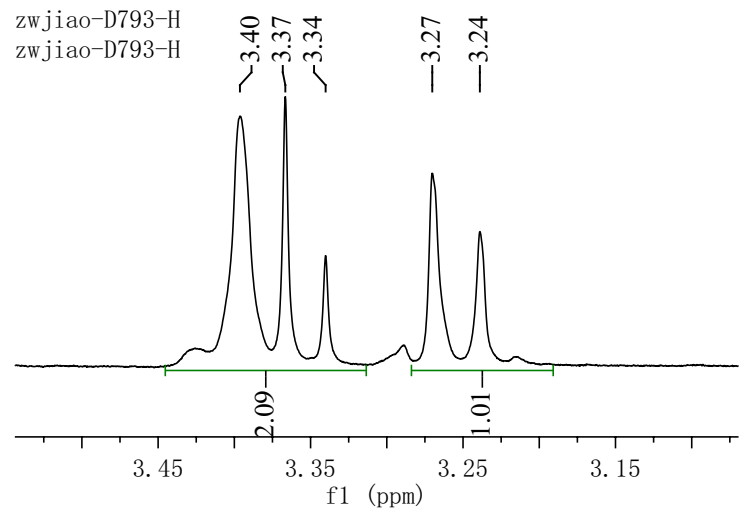


¹H 400M, CDCl₃

8.66
8.65
8.65
8.05
7.94
7.93
7.53
7.52
7.52
7.26
7.12
7.10
6.78
6.76
5.96
5.95



3.79
3.40
3.37
3.34
3.27
3.24
2.17
2.16
2.15
1.89
1.86
1.83
1.82
1.70
1.69
1.68
1.67
1.66
1.65
1.63
1.62
1.61
1.60



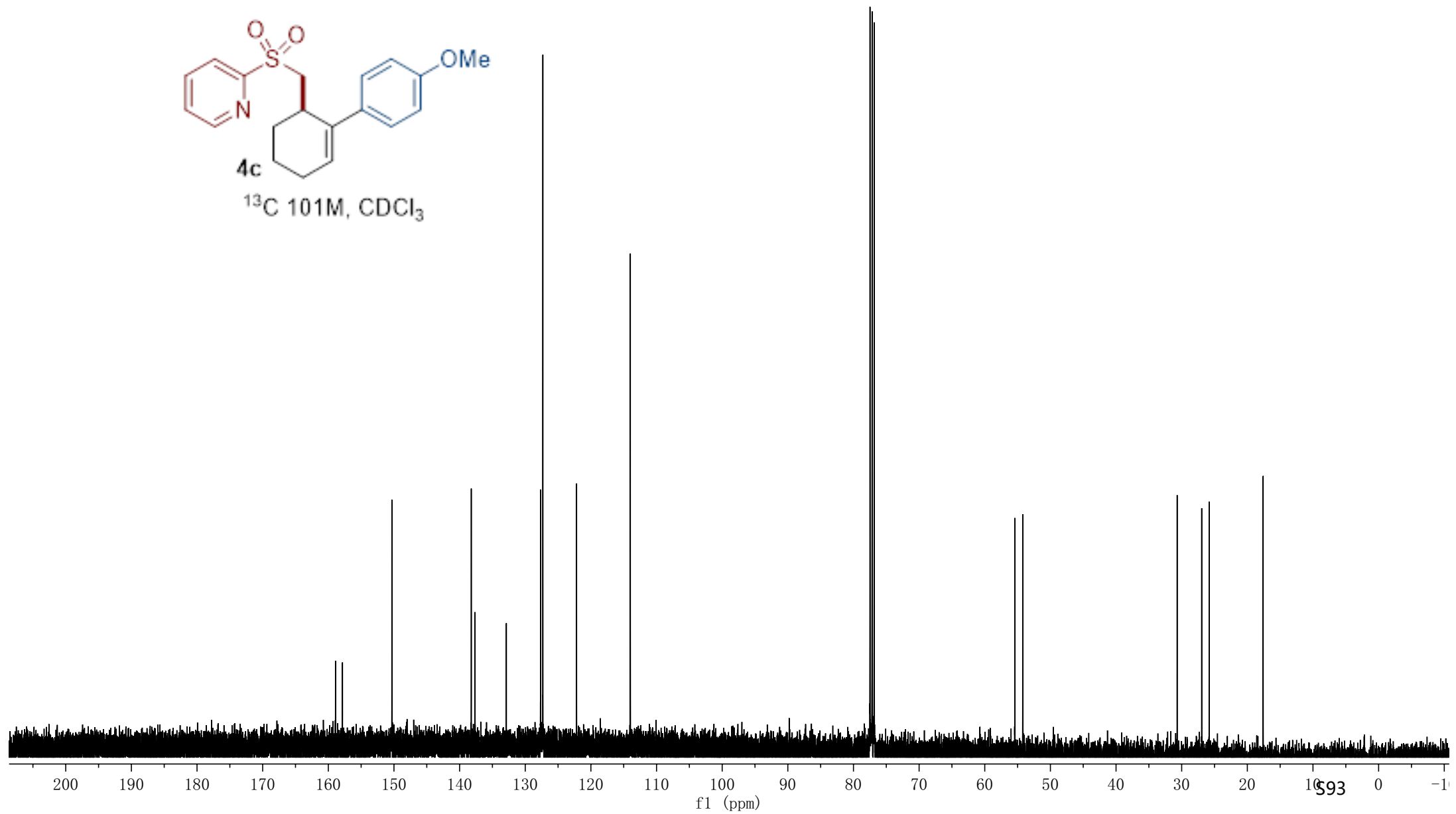
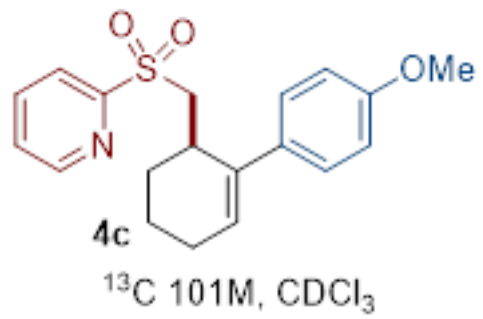
zwjiao-D793-C
zwjiao-D793-C

158.91
157.84
150.31
138.22
137.66
132.88
127.67
127.32
122.18
113.99

77.48
77.16
76.84

55.41
54.21

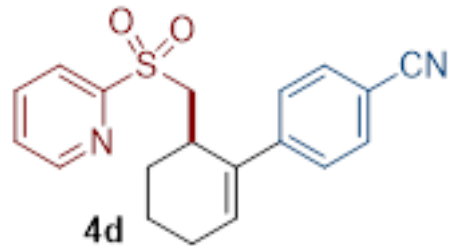
30.69
26.95
25.81
17.59



zwjiao-D794-H
zwjiao-D794-H

8.65
8.63
8.05
7.96
7.95
7.96
7.56
7.55
7.53
7.34
7.32
7.26
6.19
6.18
6.17

3.48
3.47
3.40
3.37
3.36
3.34
3.19
3.15
2.23
2.22
2.22
2.21
2.19
2.19
2.18
2.17
2.17
2.16
2.15
1.93
1.89
1.89
1.73
1.72
1.71
1.70
1.69
1.63

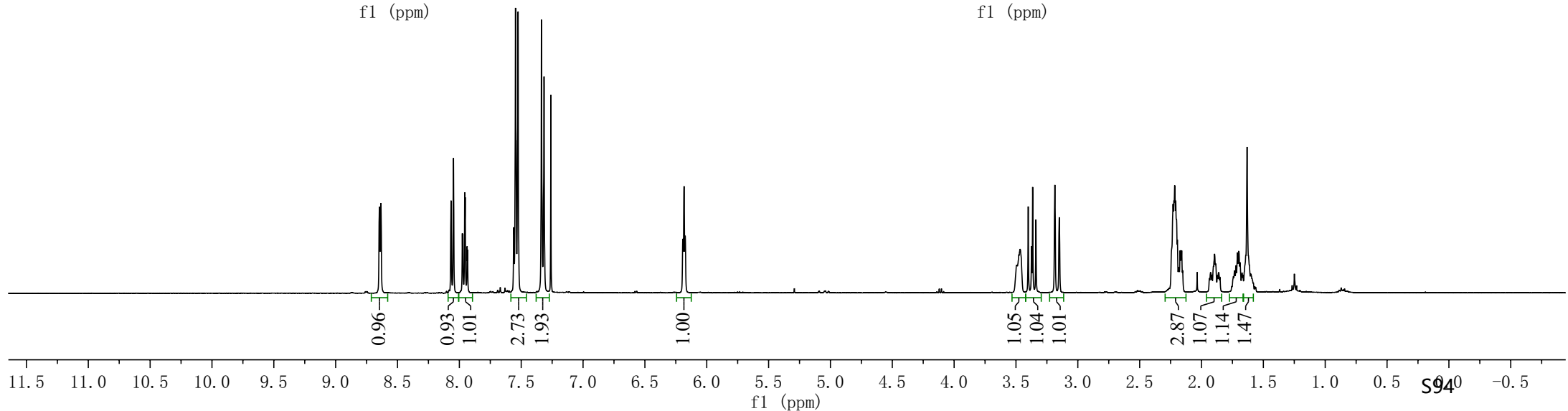
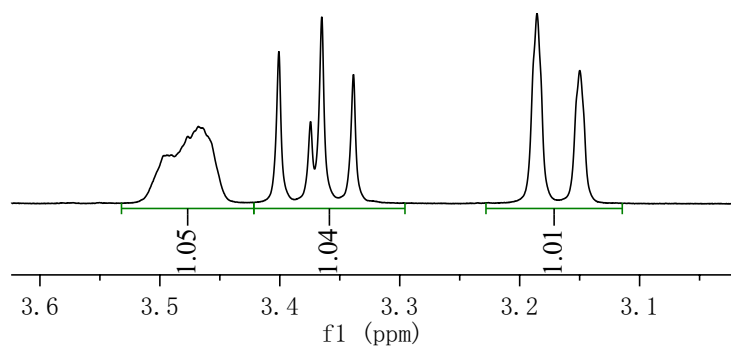
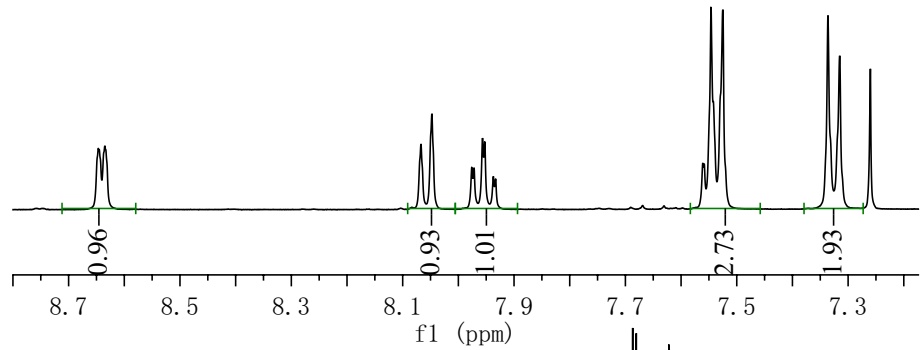


¹H 400M, CDCl₃

zwjiao-D794-H
zwjiao-D794-H

8.07
8.05
7.98
7.97
7.96
7.95
7.94
7.93
7.56
7.56
7.55
7.53
7.34
7.32
7.26

zwjiao-D794-H
zwjiao-D794-H
3.48
3.47
3.40
3.37
3.36
3.34
3.19
3.15



zwjiao-D794-C-1
zwjiao-D794-C

— 157.68
— 150.28
— 144.93
~ 138.38
~ 137.12
~ 132.46
~ 132.27
~ 127.54
~ 126.82
~ 122.07
~ 118.95

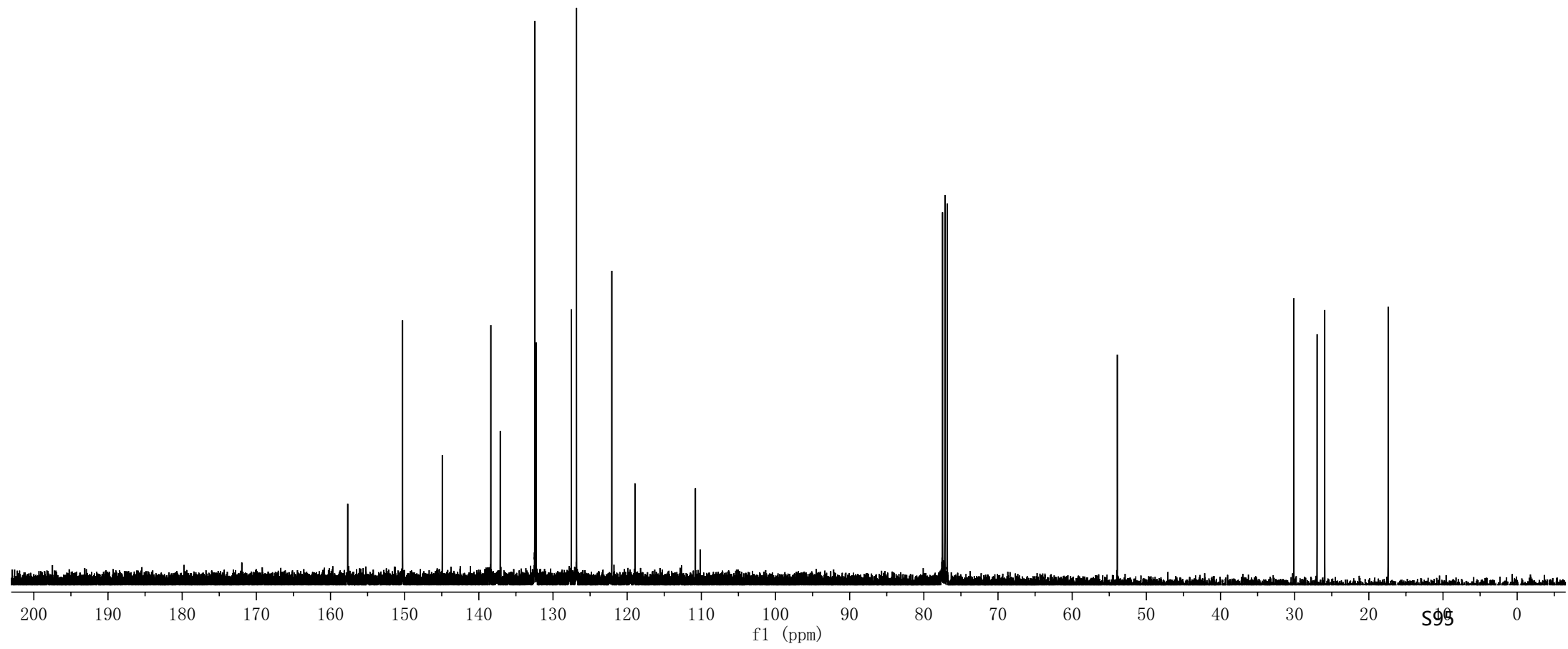
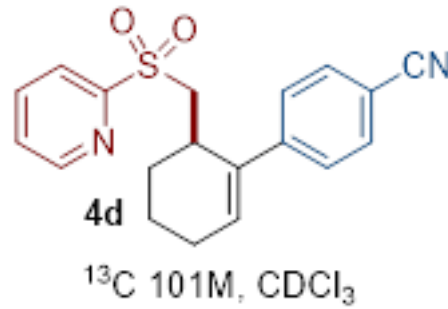
— 110.79

~ 77.48
~ 77.16
~ 76.84

— 53.91

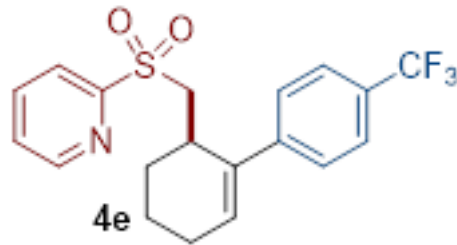
~ 30.10
~ 26.98
~ 25.94

— 17.40



ZWJIAO-d798-h
zwjiao-d798-h

8.60 8.60 8.60 8.59 8.59
8.04 7.94 7.93
7.53 7.52 7.52 7.48 7.46 7.28 7.26 7.26 6.11 6.10
3.41 3.39 3.36 3.35 3.33 3.24 3.20
2.21 2.21 2.20 2.18 2.18 2.17 1.95



¹H 400M, CDCl₃

ZWJIAO-d798-h
zwjiao-d798-h

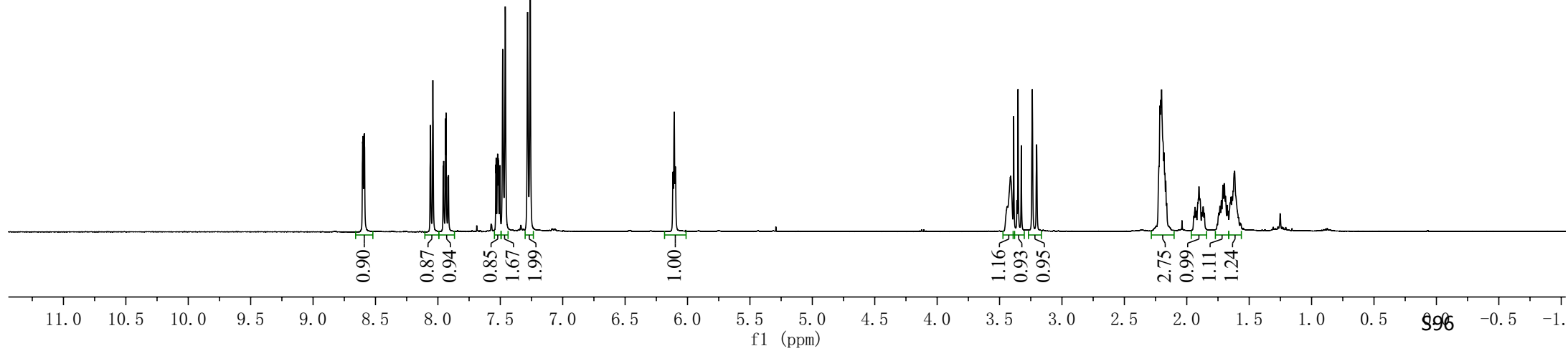
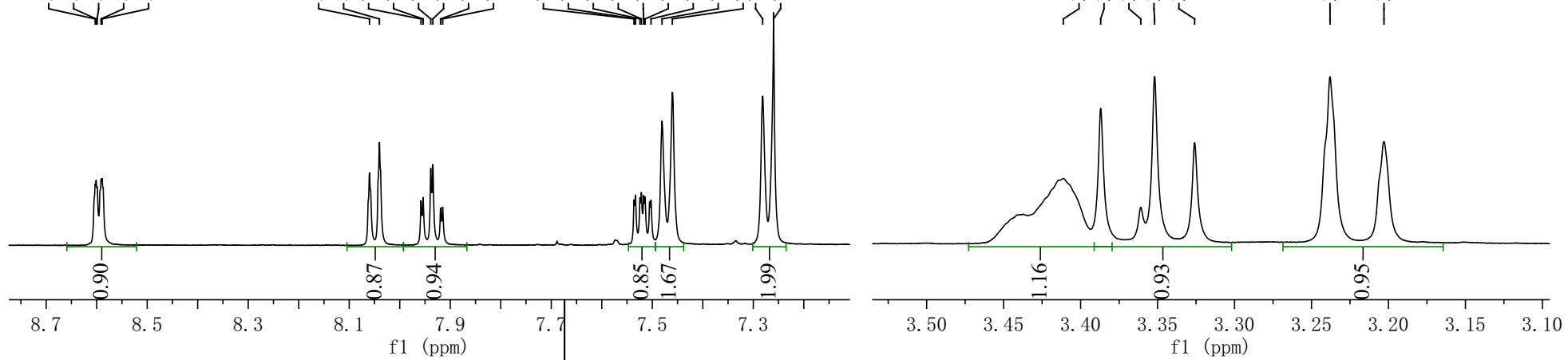
8.06 8.04 7.96 7.95 7.94 7.93 7.92 7.91

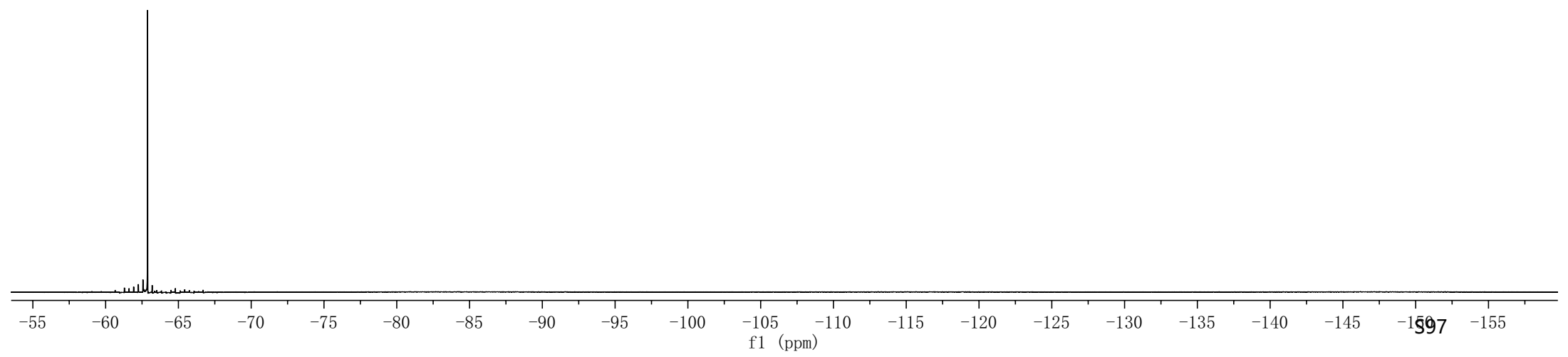
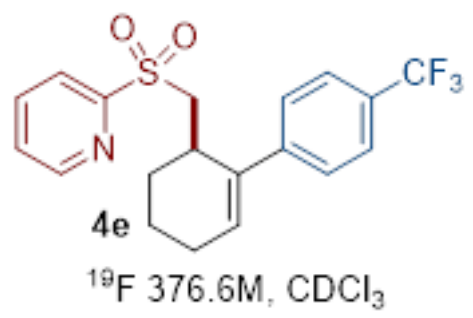
7.54 7.53 7.52 7.52 7.52 7.51 7.50 7.48 7.46 7.26

ZWJIAO-d798-h
zwjiao-d798-h

3.41 3.39 3.36 3.35 3.33

3.24 3.20





zwjiao-D798-C
zwjiao-D798-C

— 157.56
— 150.30
~ 144.08
~ 138.28
~ 137.42
~ 131.10
~ 129.68
~ 129.36
~ 129.04
~ 128.70
~ 127.46
~ 126.58
~ 125.60
~ 125.57
~ 125.53
~ 125.49
~ 122.15

~ 77.48
~ 77.16
~ 76.84

— 53.96

~ 30.61
~ 27.02
~ 25.84

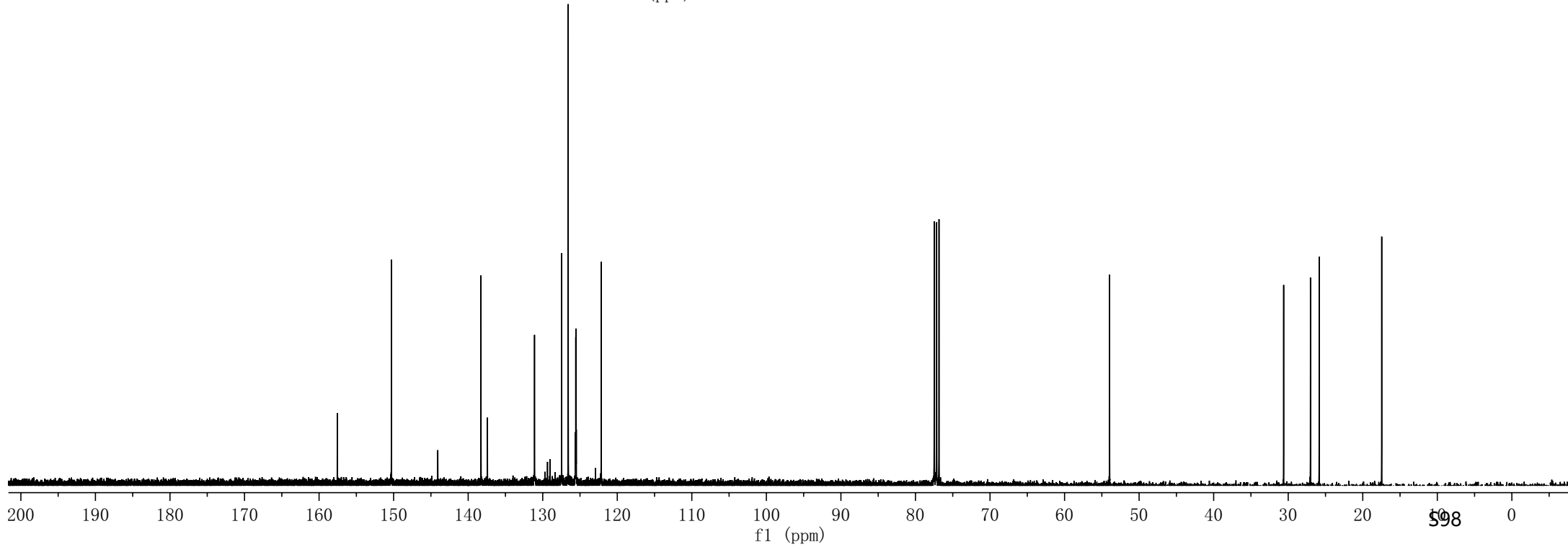
— 17.46

zwjiao-D798-C
zwjiao-D798-C

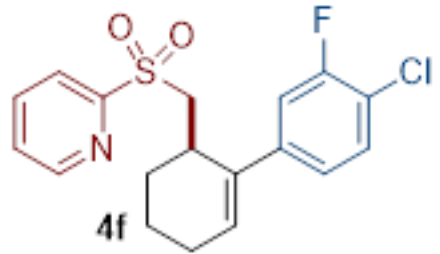
— 131.10
— 129.68
— 129.36
— 129.04
— 128.70
— 127.46
— 126.58
~ 125.60
~ 125.57
~ 125.53
~ 125.49



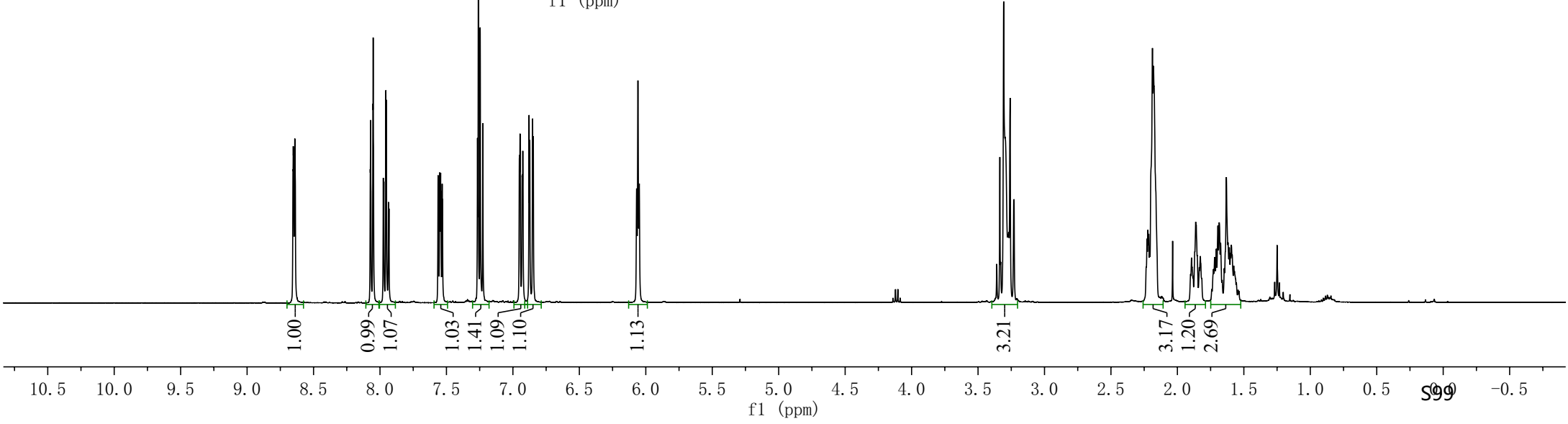
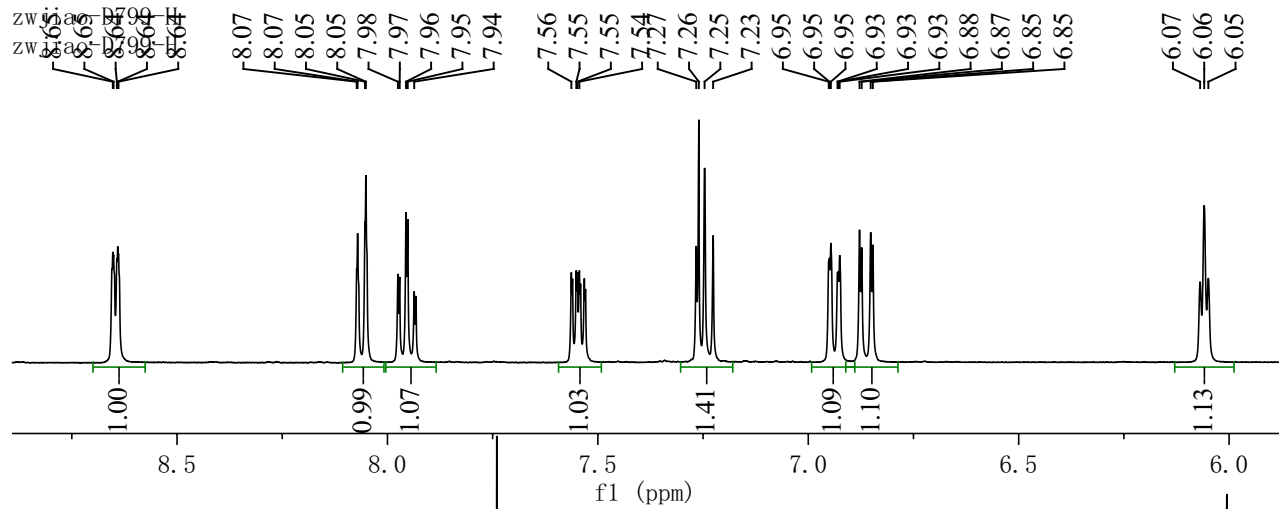
133 132 131 130 129 128 127 126 125
f1 (ppm)



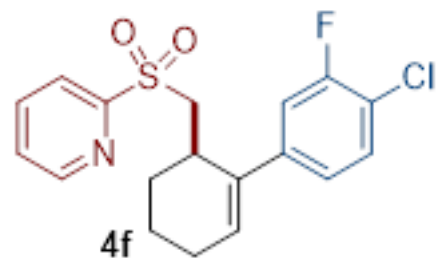
8.63
8.62
8.61
8.60
8.59
8.58
8.57
8.56
8.55
8.54
8.53
8.52
8.51
8.50
8.49
8.48
8.47
8.46
8.45
8.44
8.43
8.42
8.41
8.40
8.39
8.38
8.37
8.36
8.35
8.34
8.33
8.32
8.31
8.30
8.29
8.28
8.27
8.26
8.25
8.24
8.23
8.22
8.21
8.20
8.19
8.18
8.17
8.16
8.15
8.14
8.13
8.12
8.11
8.10
8.09
8.08
8.07
8.06
8.05
8.04
8.03
8.02
8.01
8.00
7.99
7.98
7.97
7.96
7.95
7.94
7.93
7.92
7.91
7.90
7.89
7.88
7.87
7.86
7.85
7.84
7.83
7.82
7.81
7.80
7.79
7.78
7.77
7.76
7.75
7.74
7.73
7.72
7.71
7.70
7.69
7.68
7.67
7.66
7.65
7.64
7.63
7.62
7.61
7.60
7.59
7.58
7.57
7.56
7.55
7.54
7.53
7.52
7.51
7.50
7.49
7.48
7.47
7.46
7.45
7.44
7.43
7.42
7.41
7.40
7.39
7.38
7.37
7.36
7.35
7.34
7.33
7.32
7.31
7.30
7.29
7.28
7.27
7.26
7.25
7.24
7.23
7.22
7.21
7.20
7.19
7.18
7.17
7.16
7.15
7.14
7.13
7.12
7.11
7.10
7.09
7.08
7.07
7.06
7.05
7.04
7.03
7.02
7.01
7.00
6.99
6.98
6.97
6.96
6.95
6.94
6.93
6.92
6.91
6.90
6.89
6.88
6.87
6.86
6.85
6.84
6.83
6.82
6.81
6.80
6.79
6.78
6.77
6.76
6.75
6.74
6.73
6.72
6.71
6.70
6.69
6.68
6.67
6.66
6.65
6.64
6.63
6.62
6.61
6.60
6.59
6.58
6.57
6.56
6.55
6.54
6.53
6.52
6.51
6.50
6.49
6.48
6.47
6.46
6.45
6.44
6.43
6.42
6.41
6.40
6.39
6.38
6.37
6.36
6.35
6.34
6.33
6.32
6.31
6.30
6.29
6.28
6.27
6.26
6.25
6.24
6.23
6.22
6.21
6.20
6.19
6.18
6.17
6.16
6.15
6.14
6.13
6.12
6.11
6.10
6.09
6.08
6.07
6.06
6.05
6.04
6.03
6.02
6.01
6.00
5.99
5.98
5.97
5.96
5.95
5.94
5.93
5.92
5.91
5.90
5.89
5.88
5.87
5.86
5.85
5.84
5.83
5.82
5.81
5.80
5.79
5.78
5.77
5.76
5.75
5.74
5.73
5.72
5.71
5.70
5.69
5.68
5.67
5.66
5.65
5.64
5.63
5.62
5.61
5.60
5.59
5.58
5.57
5.56
5.55
5.54
5.53
5.52
5.51
5.50
5.49
5.48
5.47
5.46
5.45
5.44
5.43
5.42
5.41
5.40
5.39
5.38
5.37
5.36
5.35
5.34
5.33
5.32
5.31
5.30
5.29
5.28
5.27
5.26
5.25
5.24
5.23
5.22
5.21
5.20
5.19
5.18
5.17
5.16
5.15
5.14
5.13
5.12
5.11
5.10
5.09
5.08
5.07
5.06
5.05
5.04
5.03
5.02
5.01
5.00
4.99
4.98
4.97
4.96
4.95
4.94
4.93
4.92
4.91
4.90
4.89
4.88
4.87
4.86
4.85
4.84
4.83
4.82
4.81
4.80
4.79
4.78
4.77
4.76
4.75
4.74
4.73
4.72
4.71
4.70
4.69
4.68
4.67
4.66
4.65
4.64
4.63
4.62
4.61
4.60
4.59
4.58
4.57
4.56
4.55
4.54
4.53
4.52
4.51
4.50
4.49
4.48
4.47
4.46
4.45
4.44
4.43
4.42
4.41
4.40
4.39
4.38
4.37
4.36
4.35
4.34
4.33
4.32
4.31
4.30
4.29
4.28
4.27
4.26
4.25
4.24
4.23
4.22
4.21
4.20
4.19
4.18
4.17
4.16
4.15
4.14
4.13
4.12
4.11
4.10
4.09
4.08
4.07
4.06
4.05
4.04
4.03
4.02
4.01
4.00
3.99
3.98
3.97
3.96
3.95
3.94
3.93
3.92
3.91
3.90
3.89
3.88
3.87
3.86
3.85
3.84
3.83
3.82
3.81
3.80
3.79
3.78
3.77
3.76
3.75
3.74
3.73
3.72
3.71
3.70
3.69
3.68
3.67
3.66
3.65
3.64
3.63
3.62
3.61
3.60
3.59
3.58
3.57
3.56
3.55
3.54
3.53
3.52
3.51
3.50
3.49
3.48
3.47
3.46
3.45
3.44
3.43
3.42
3.41
3.40
3.39
3.38
3.37
3.36
3.35
3.34
3.33
3.32
3.31
3.30
3.29
3.28
3.27
3.26
3.25
3.24
3.23
3.22
3.21
3.20
3.19
3.18
3.17
3.16
3.15
3.14
3.13
3.12
3.11
3.10
3.09
3.08
3.07
3.06
3.05
3.04
3.03
3.02
3.01
3.00
2.99
2.98
2.97
2.96
2.95
2.94
2.93
2.92
2.91
2.90
2.89
2.88
2.87
2.86
2.85
2.84
2.83
2.82
2.81
2.80
2.79
2.78
2.77
2.76
2.75
2.74
2.73
2.72
2.71
2.70
2.69
2.68
2.67
2.66
2.65
2.64
2.63
2.62
2.61
2.60
2.59
2.58
2.57
2.56
2.55
2.54
2.53
2.52
2.51
2.50
2.49
2.48
2.47
2.46
2.45
2.44
2.43
2.42
2.41
2.40
2.39
2.38
2.37
2.36
2.35
2.34
2.33
2.32
2.31
2.30
2.29
2.28
2.27
2.26
2.25
2.24
2.23
2.22
2.21
2.20
2.19
2.18
2.17
2.16
2.15
2.14
2.13
2.12
2.11
2.10
2.09
2.08
2.07
2.06
2.05
2.04
2.03
2.02
2.01
2.00
1.99
1.98
1.97
1.96
1.95
1.94
1.93
1.92
1.91
1.90
1.89
1.88
1.87
1.86
1.85
1.84
1.83
1.82
1.81
1.80
1.79
1.78
1.77
1.76
1.75
1.74
1.73
1.72
1.71
1.70
1.69
1.68
1.67
1.66
1.65
1.64
1.63
1.62
1.61
1.60
1.59
1.58



4f
¹H 400M, CDCl₃

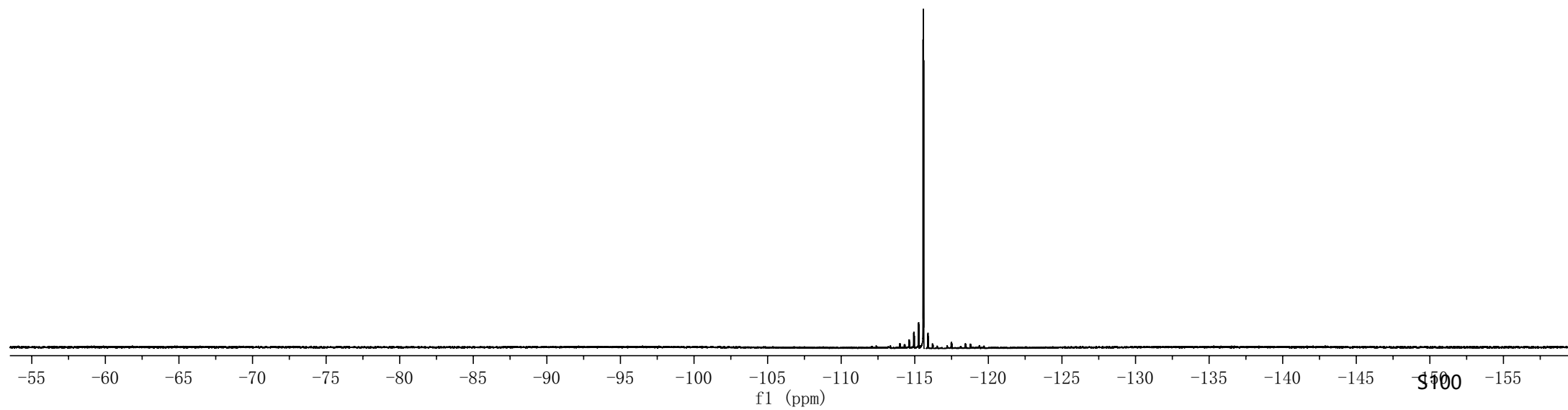


zwjiao-D799-F
zwjiao-D799-F

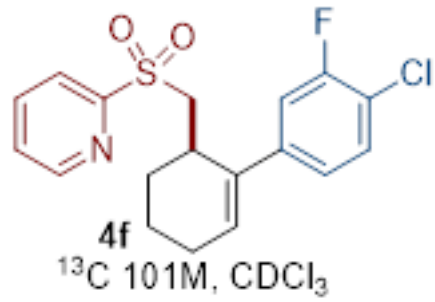


^{19}F 376.6M, CDCl_3

—115.58



zwjiao-D799-C
zwjiao-D799-C



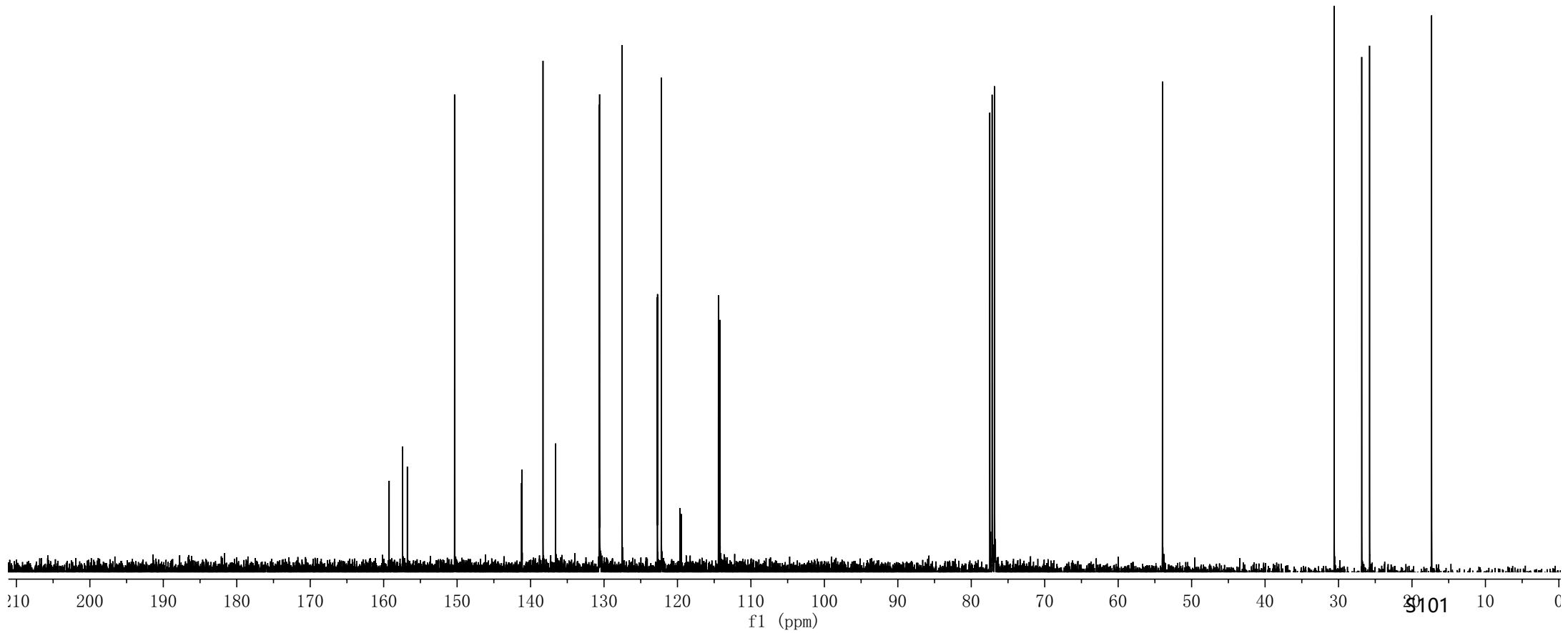
159.25
157.43
156.78
150.35
141.23
141.17
138.30
136.61
136.59
130.65
130.61
127.54
122.75
122.71
122.20
119.66
119.49
114.43
114.21

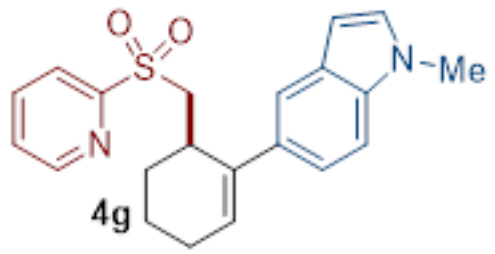
77.48
77.16
76.84

53.97

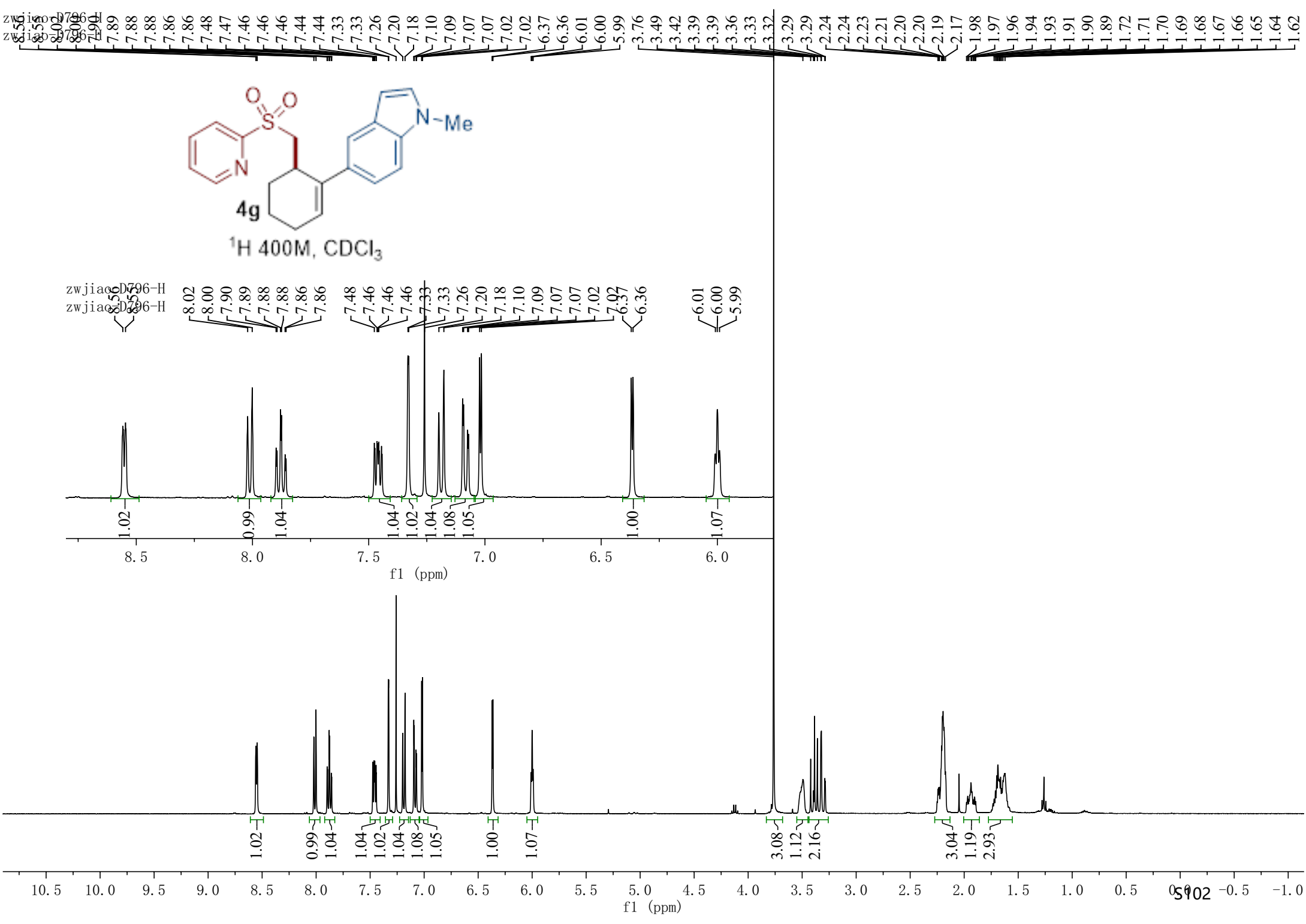
30.59
26.84
25.77

17.33

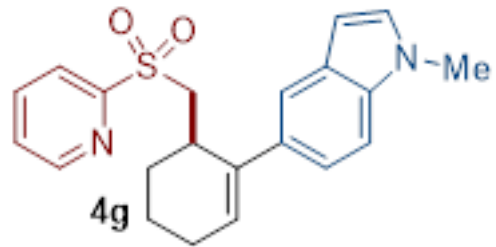




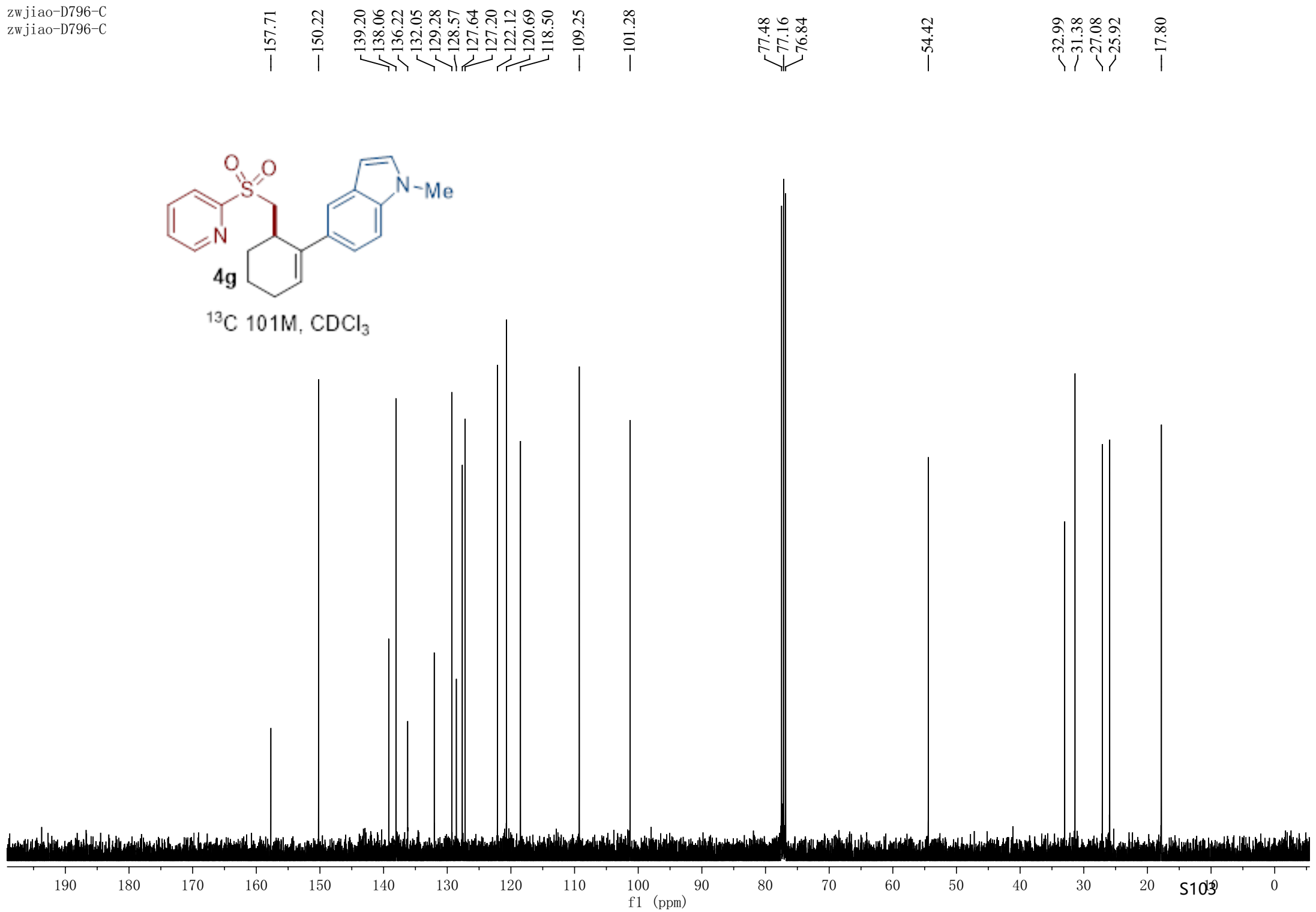
¹H 400M, CDCl₃



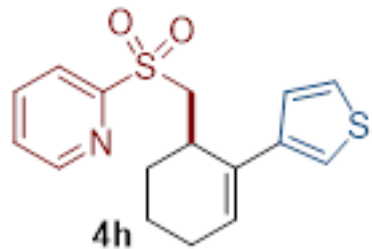
zwjiao-D796-C
zwjiao-D796-C



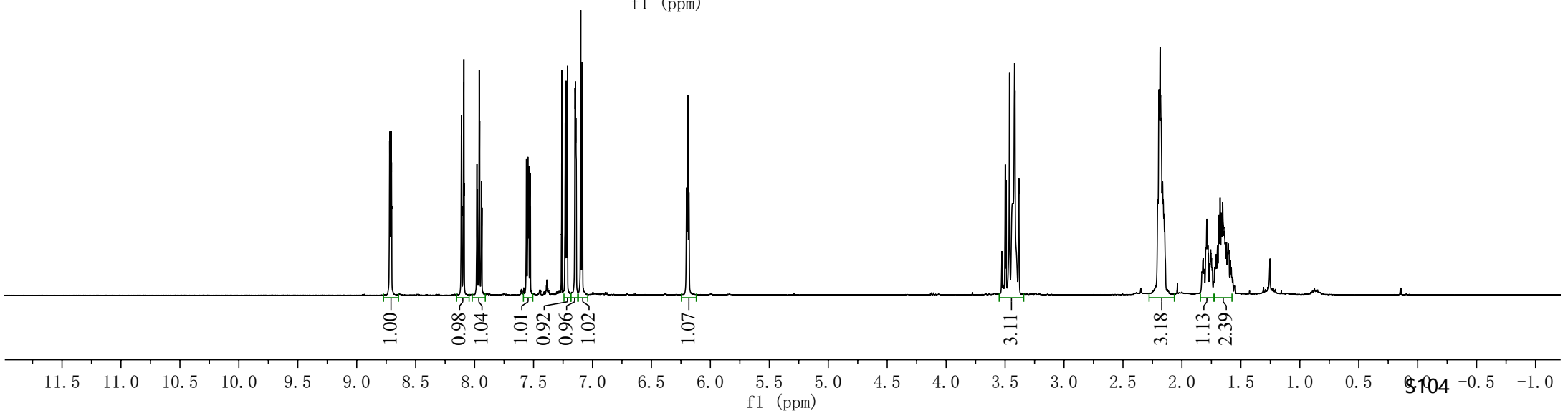
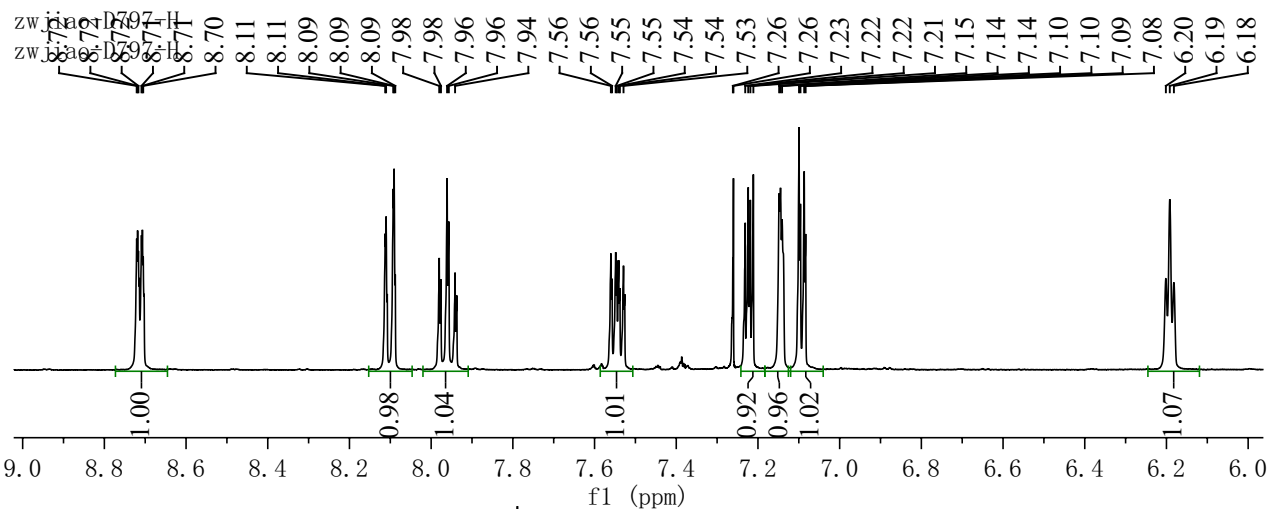
¹³C 101M, CDCl₃



8.72, 8.71, 8.70, 8.11, 8.11, 8.11, 8.09, 8.09, 8.09, 7.98, 7.98, 7.96, 7.96, 7.94, 7.94, 7.56, 7.56, 7.55, 7.55, 7.54, 7.54, 7.53, 7.53, 7.26, 7.26, 7.23, 7.22, 7.22, 7.21, 7.15, 7.14, 7.14, 7.10, 7.10, 7.09, 7.08, 6.20, 6.19, 6.18, 6.18, 3.50, 3.49, 3.46, 3.42, 3.42, 3.38, 2.21, 2.19, 2.19, 2.18, 2.18, 2.17, 2.16, 2.15, 2.15, 1.79, 1.78, 1.70, 1.69, 1.68, 1.67, 1.65, 1.64, 1.64, 1.63, 1.62, 1.61



¹H 400M, CDCl₃



zwjiao-D797-C
zwjiao-D797-H

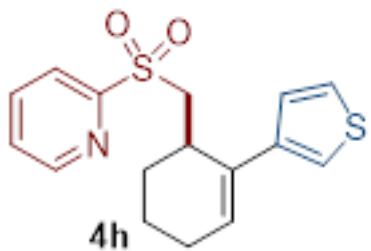
—157.90
—150.36
~141.35
~138.33
~133.07
~127.48
~127.43
~125.88
~125.38
~122.14
~119.29

~77.48
~77.16
~76.84

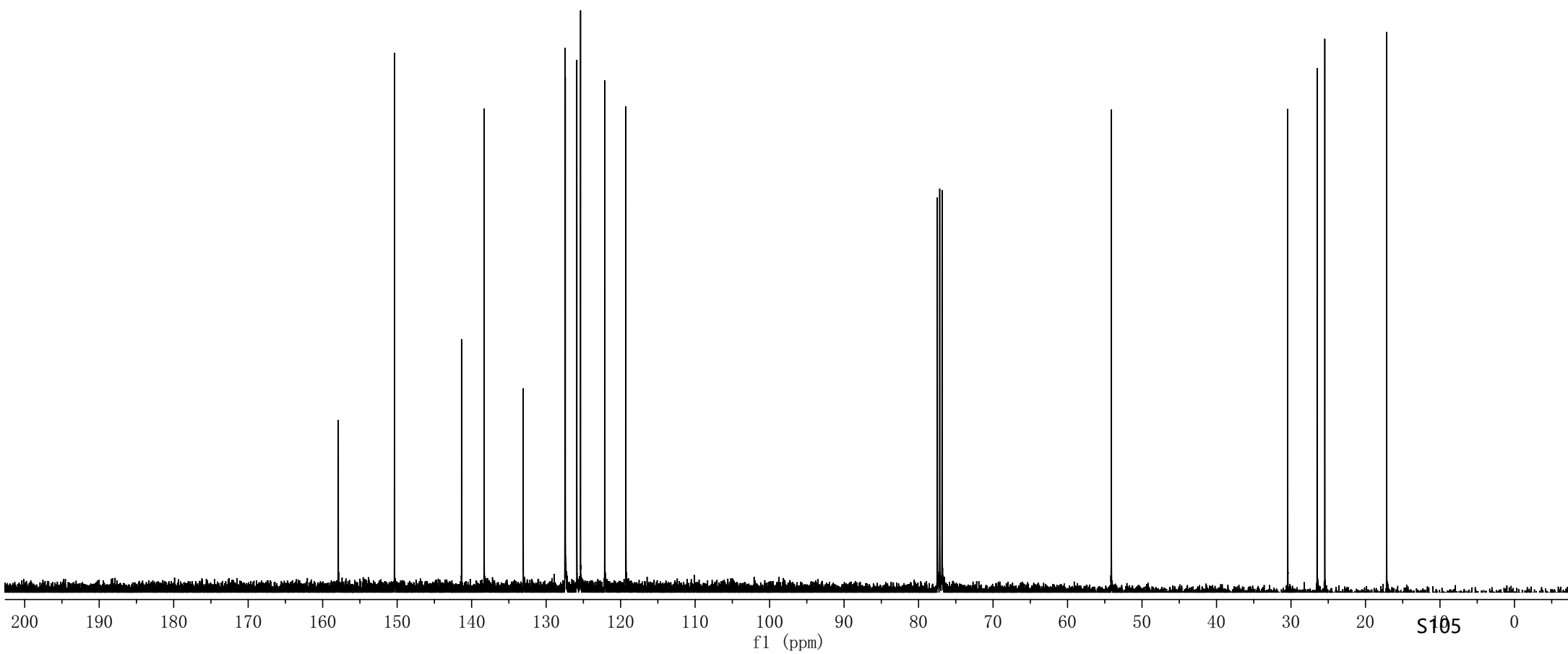
—54.12

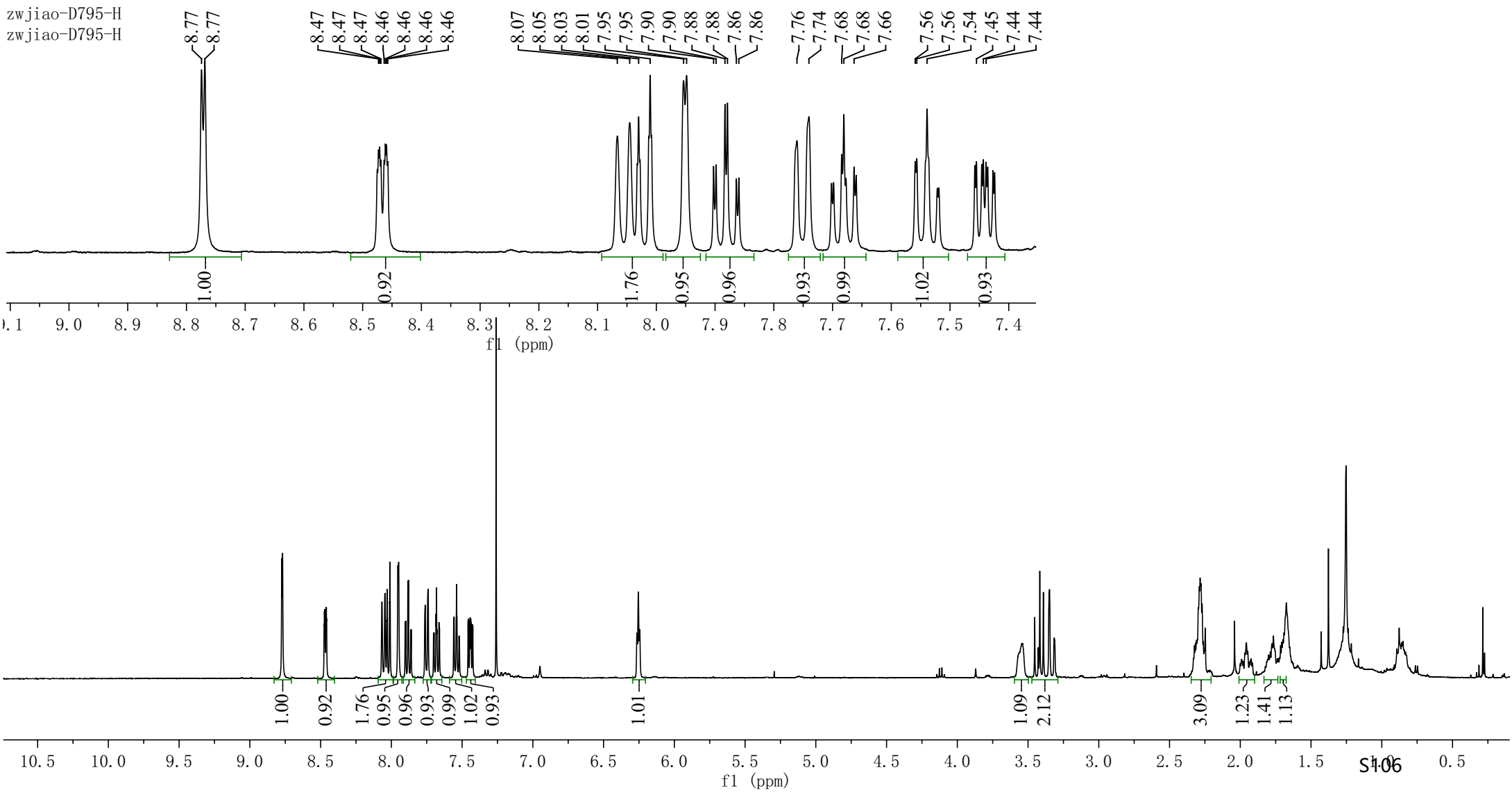
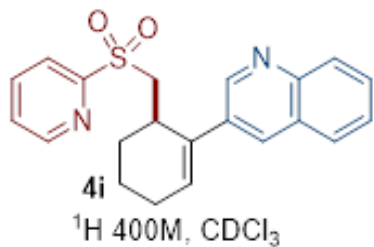
~30.44
~26.50
~25.46

—17.16



¹³C 101M, CDCl₃





zwjiao-D795C-1
zwjiao-D795C

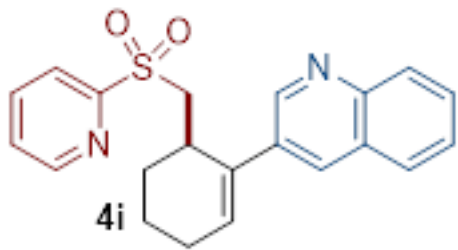
157.56
150.26
149.71
147.43
138.24
132.92
132.17
131.51
129.38
129.16
128.24
127.46
127.97

77.48
77.16
76.84

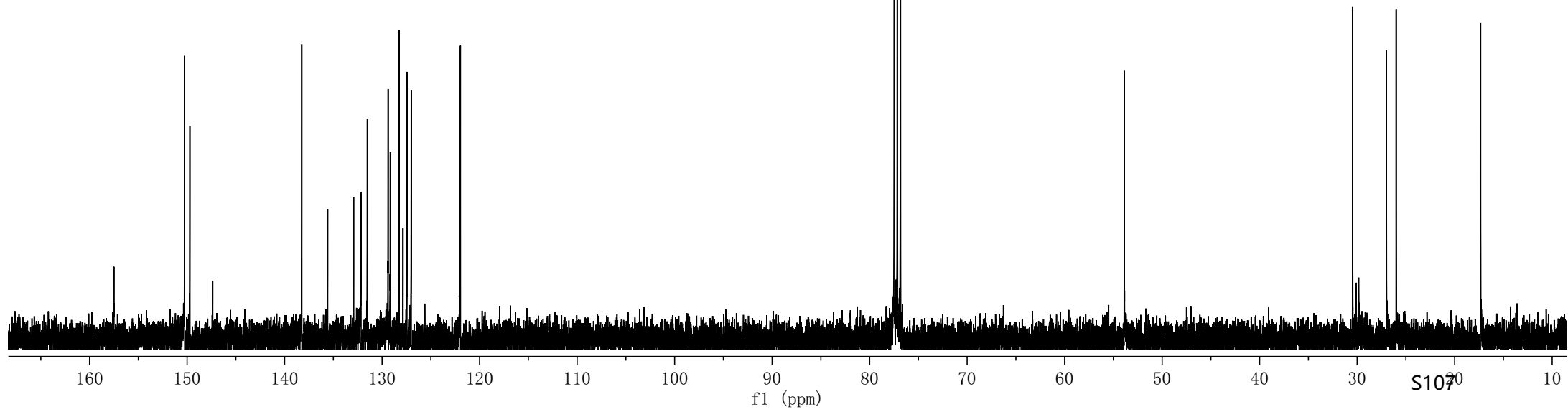
53.88

30.47
27.00
26.00

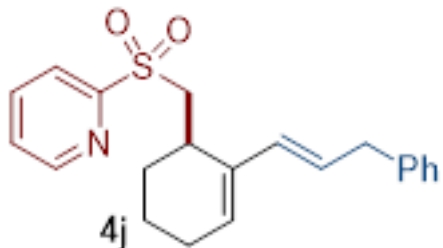
17.34



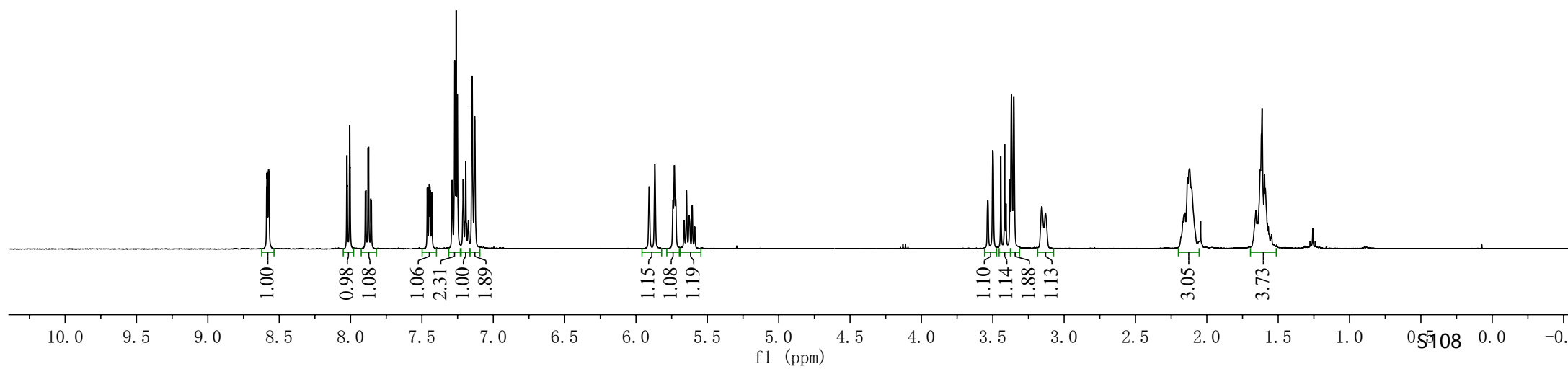
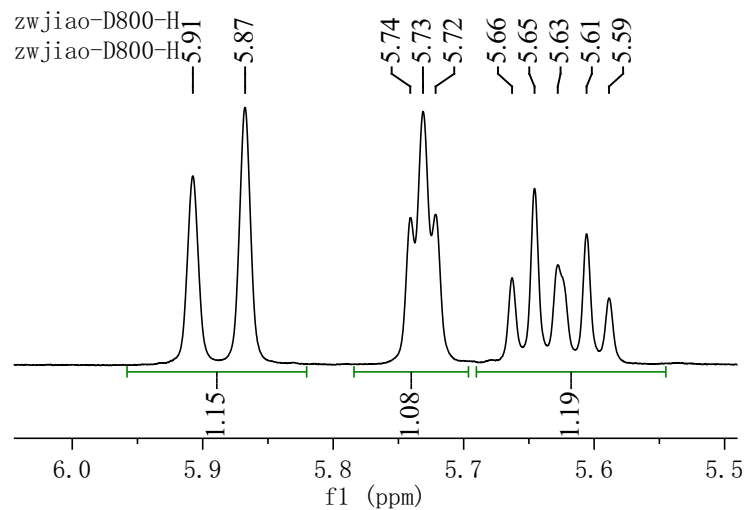
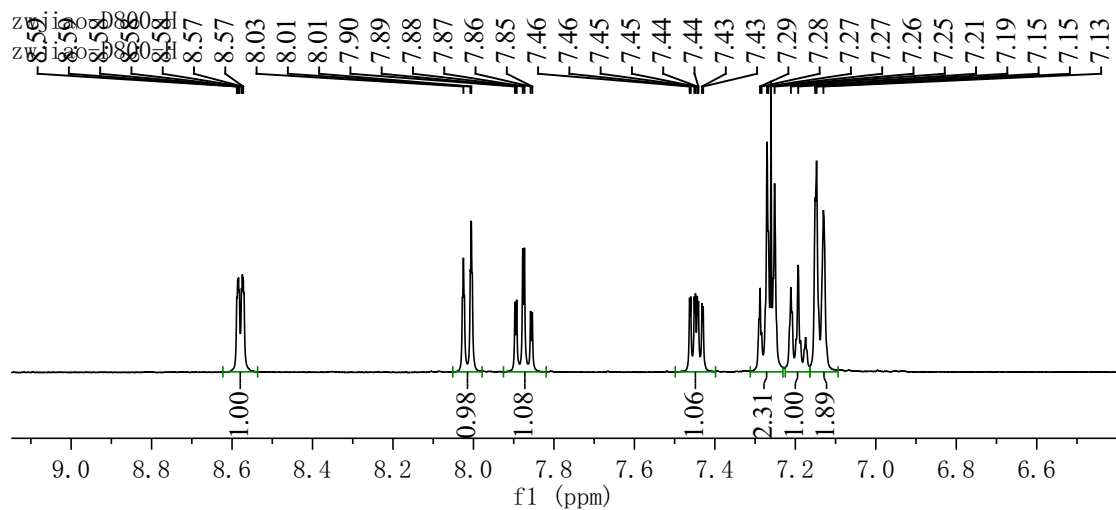
¹³C 101M, CDCl₃



8.59
8.59
8.59
8.58
8.58
8.58
8.58
8.57
8.57
8.57
8.03
8.01
8.01
7.90
7.89
7.88
7.87
7.86
7.85
7.46
7.46
7.45
7.45
7.44
7.44
7.43
7.43
7.29
7.28
7.27
7.27
7.26
7.25
7.21
7.19
7.19
7.17
7.15
7.15
7.13
5.91
5.87
5.74
5.73
5.72
5.66
5.65
5.63
5.61
5.59
3.53
3.50
3.44
3.42
3.41
3.38
3.37
3.35
3.16
3.13
2.16
2.15
2.14
2.12
2.12
2.04
1.66
1.65
1.61
1.60
1.59
1.58
1.57



^1H 400M, CDCl_3



zwjiao-D800-C
zwjiao-D800-C

—157.82
—150.32
140.55
138.22
135.96
132.27
130.87
128.69
128.50
127.38
126.09
122.26

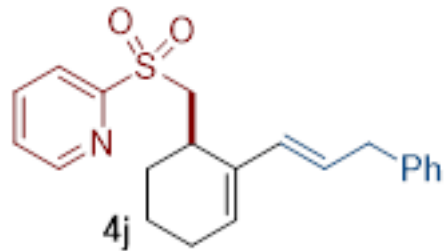
77.48
77.16
76.84

—54.00

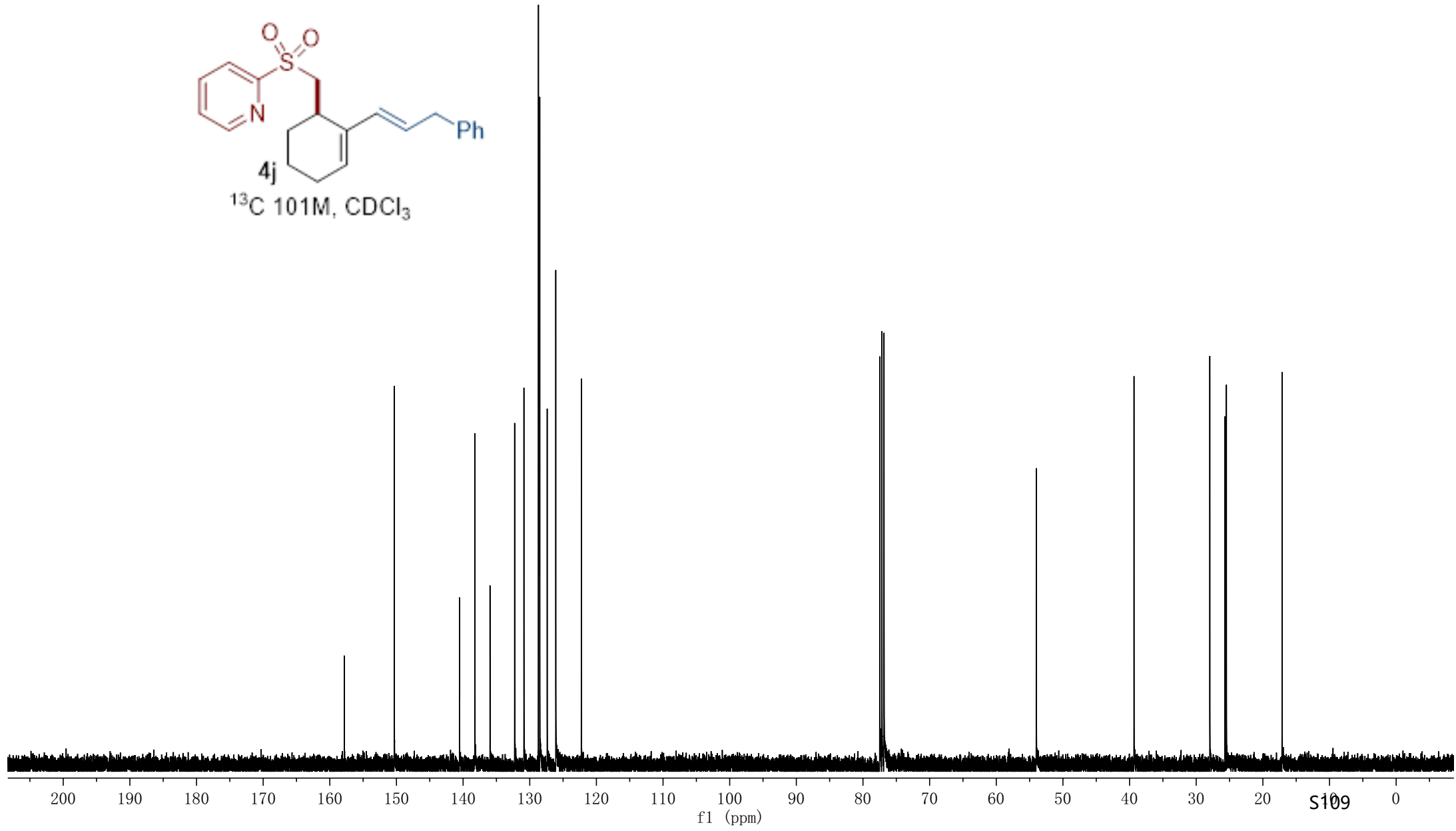
—39.34

27.96
25.71
25.47

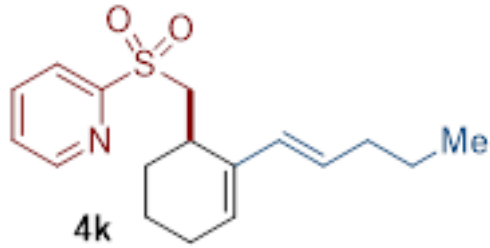
—17.12



¹³C 101M, CDCl₃

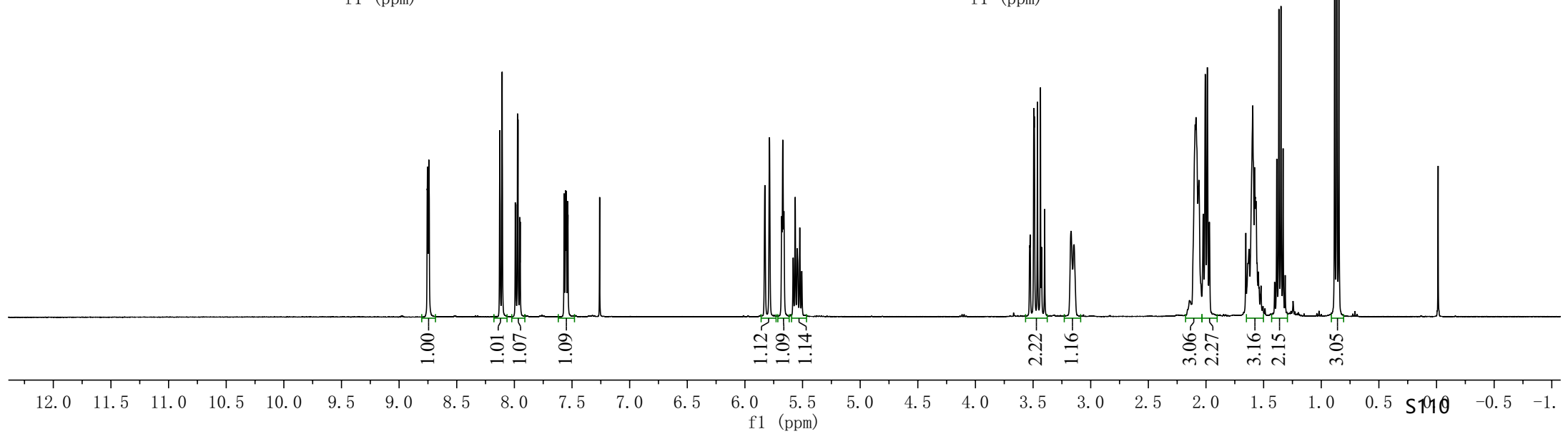
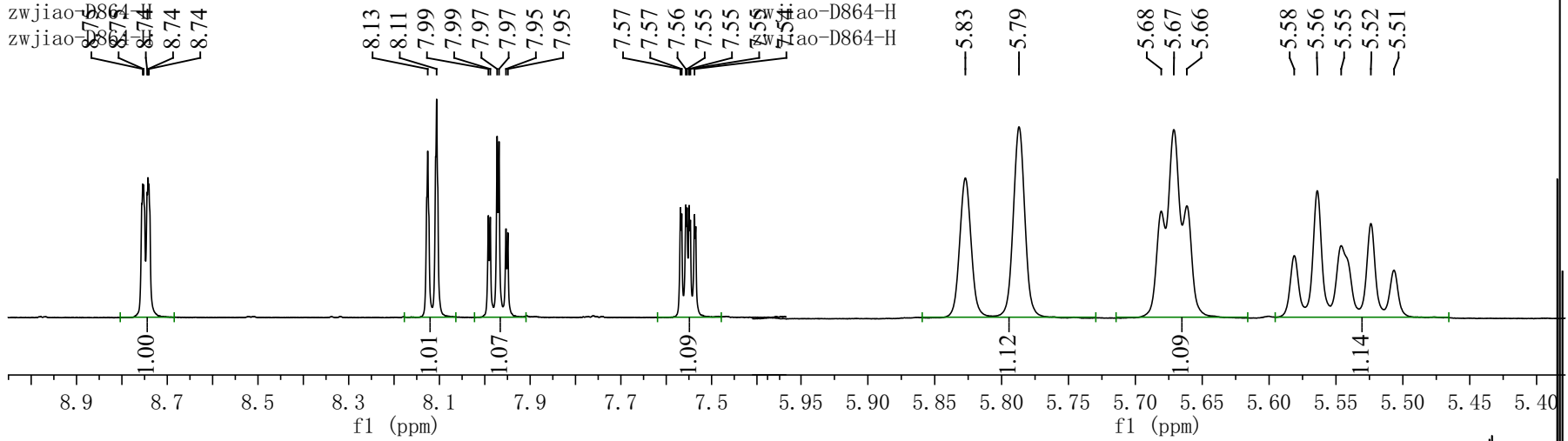


zwjiao-D864-H
zwjiao-D864-H



¹H 400M, CDCl₃

8.75 8.75 8.74 8.74 8.74
8.13 8.11 7.97 7.97 7.57 7.57 7.56 7.55 7.55 7.55 7.26 7.26 7.54 7.54 5.79 5.68 5.67 5.66 5.58 5.56 5.55 5.52 5.51
3.53 3.53 3.49 3.49 3.46 3.44 3.43 3.40 3.17 3.15
2.09 2.09 2.01 1.99 1.59 1.37 1.35 0.87 0.85



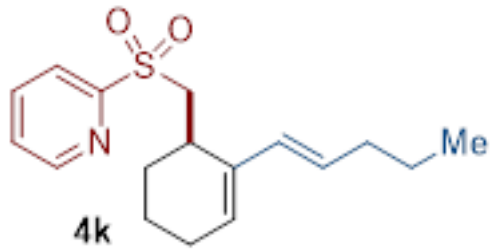
zwjiao-D864-C
zwjiao-D864-C

—158.09
—150.34
~138.31
~136.17
~130.95
~129.66
~127.96
~127.43
~122.19

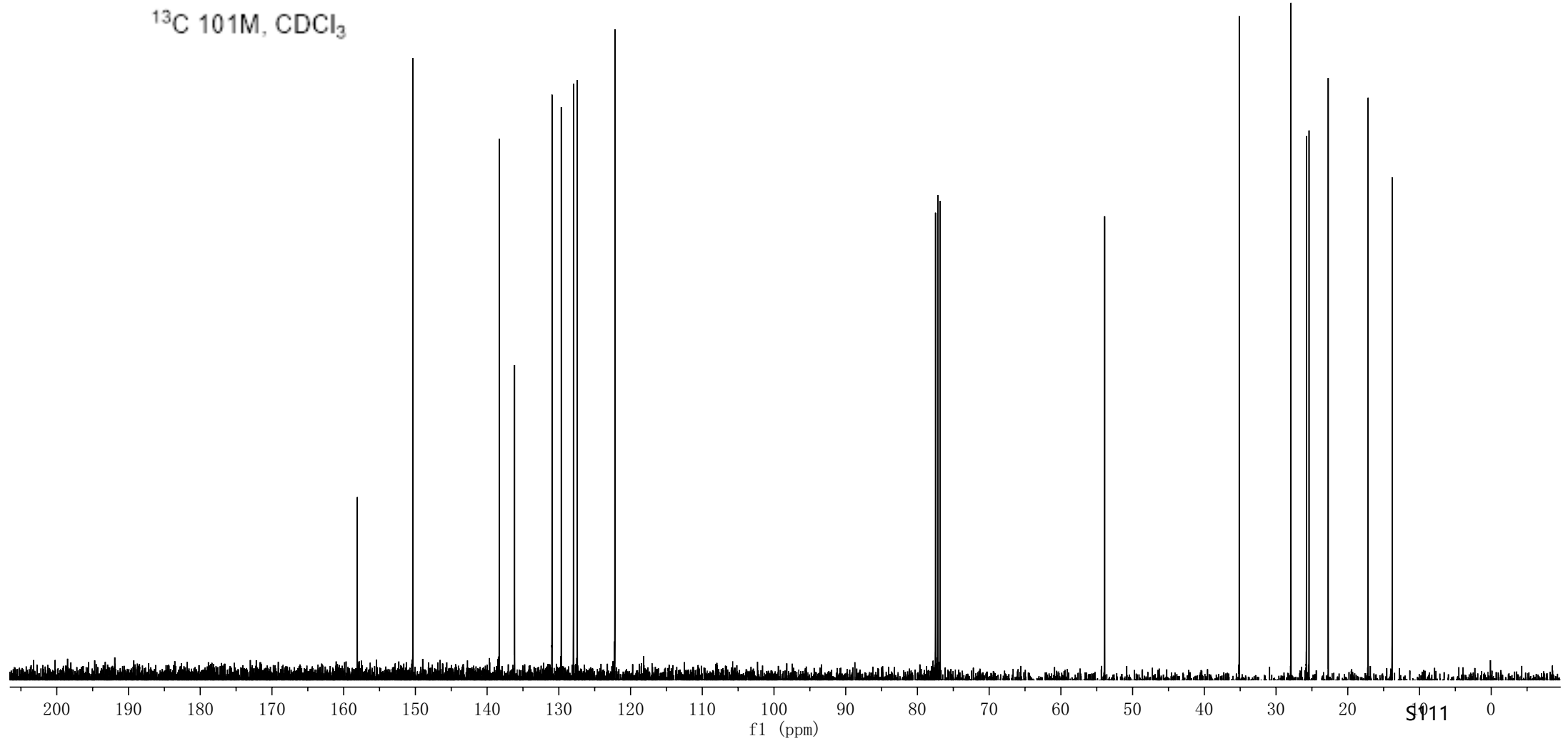
~77.48
~77.16
~76.84

—53.89

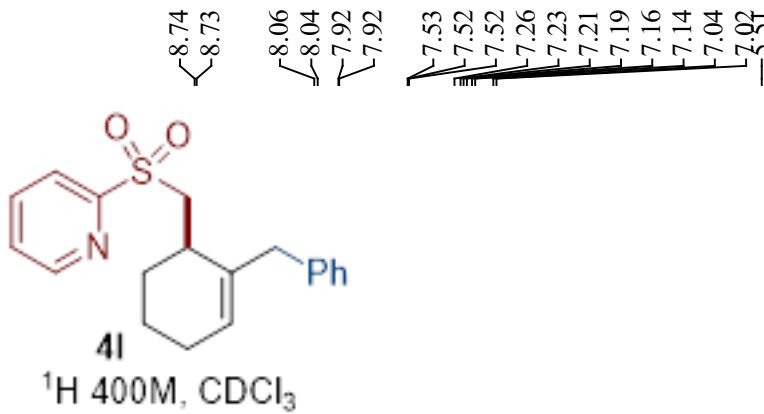
—35.13
~27.92
~25.75
~25.40
~22.72
~17.17
~13.80



¹³C 101M, CDCl₃



zwjiao-D827-H
zwjiao-D827-H



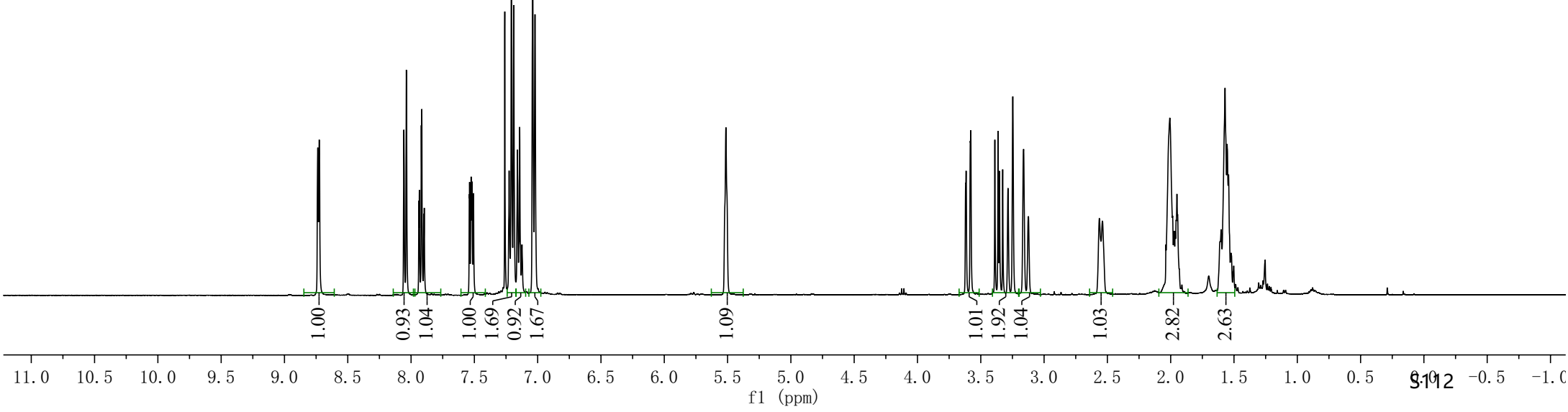
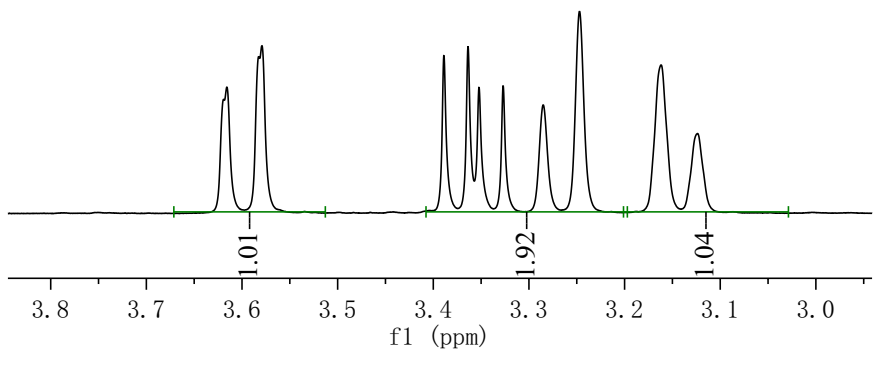
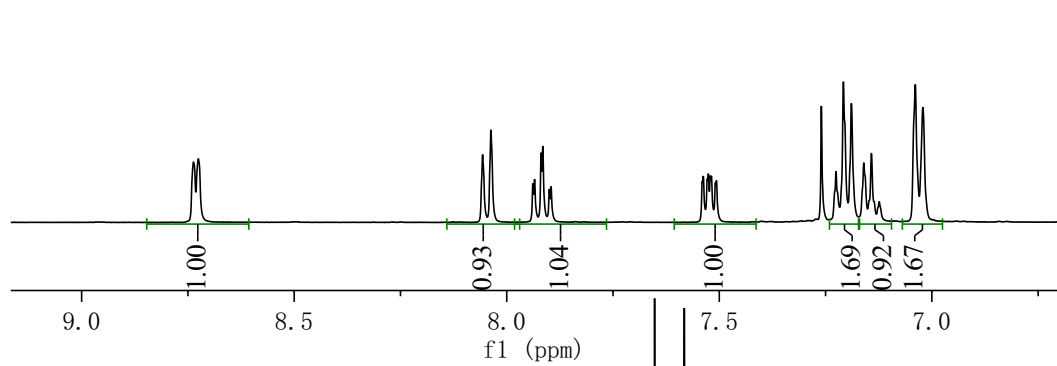
8.74
8.73
8.06
8.04
7.92
7.92
7.53
7.52
7.52
7.26
7.23
7.21
7.19
7.16
7.14
7.04
7.02
3.91

3.62
3.58
3.58
3.39
3.36
3.35
3.33
3.29
3.25
3.16
3.12
2.56
2.54
2.04
2.01
1.98
1.97
1.96
1.96
1.95
1.60
1.57
1.55
1.54
1.52

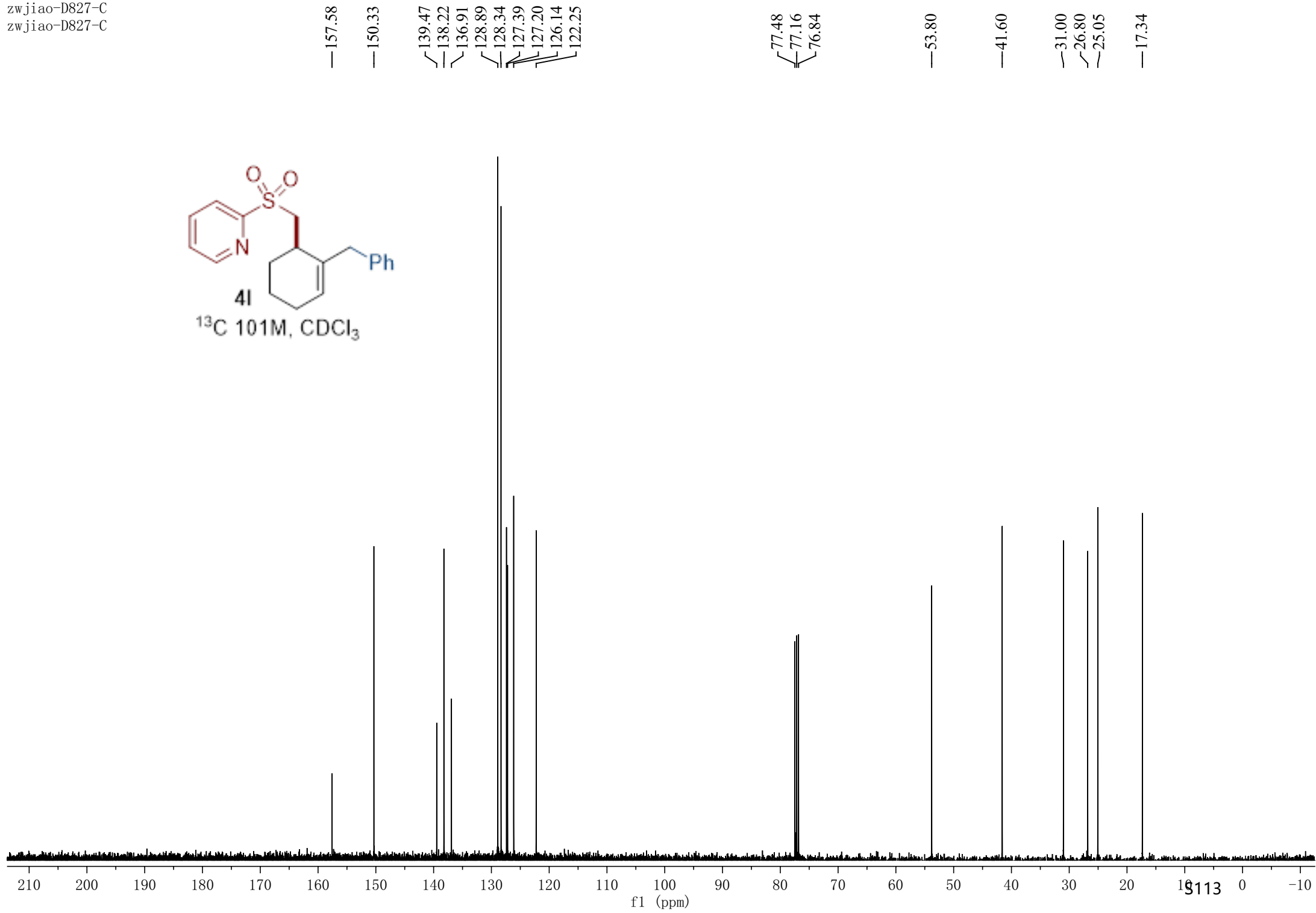
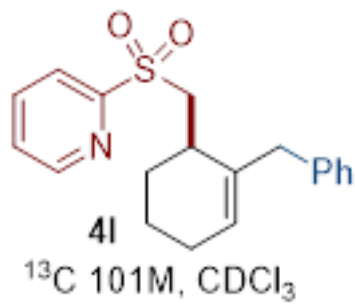
zwjiao-D827-H
zwjiao-D827-H

8.74
8.73
8.06
8.04
7.94
7.93
7.92
7.92
7.90
7.90
7.54
7.53
7.52
7.52
7.26
7.23
7.21
7.19
7.16
7.14
7.04
7.02

zwjiao-D827-H
zwjiao-D827-H
3.62
3.58
3.58
3.39
3.36
3.35
3.33
3.29
3.25
3.16
3.12



zwjiao-D827-C
zwjiao-D827-C



zwjiao-D828-p-H
zwjiao-D828-p-H

8.76
8.75
8.13
8.11
7.99
7.99
7.64
7.62
7.59
7.58
7.58
7.57
7.32
7.30
7.26
5.85
5.84
5.83
5.82
5.82
5.72
5.70
3.74
3.70
3.54
3.52
3.51
3.49
3.42
3.40
3.39
3.37
3.36
3.33
3.32
3.04
3.03
3.01
2.92

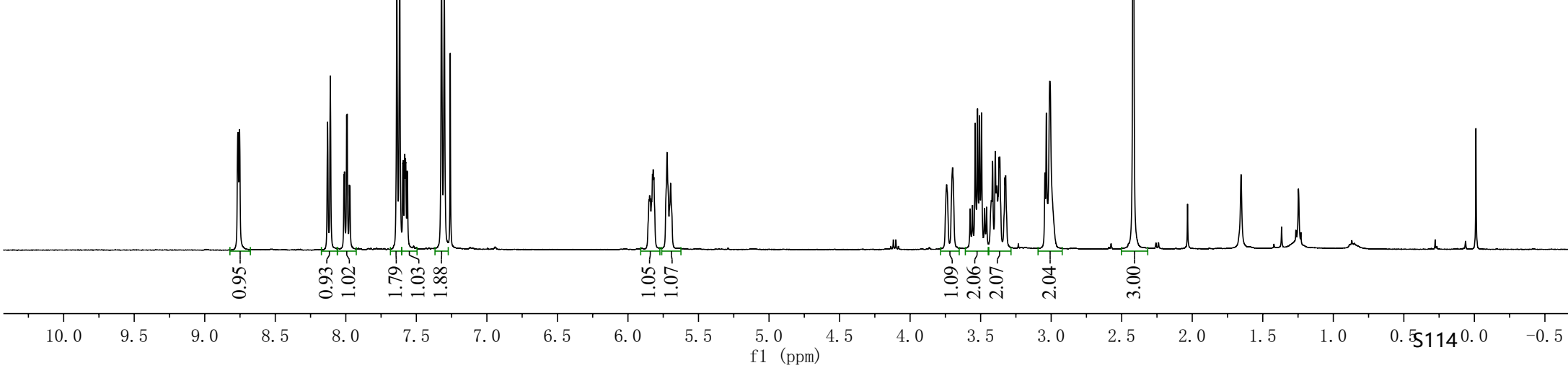
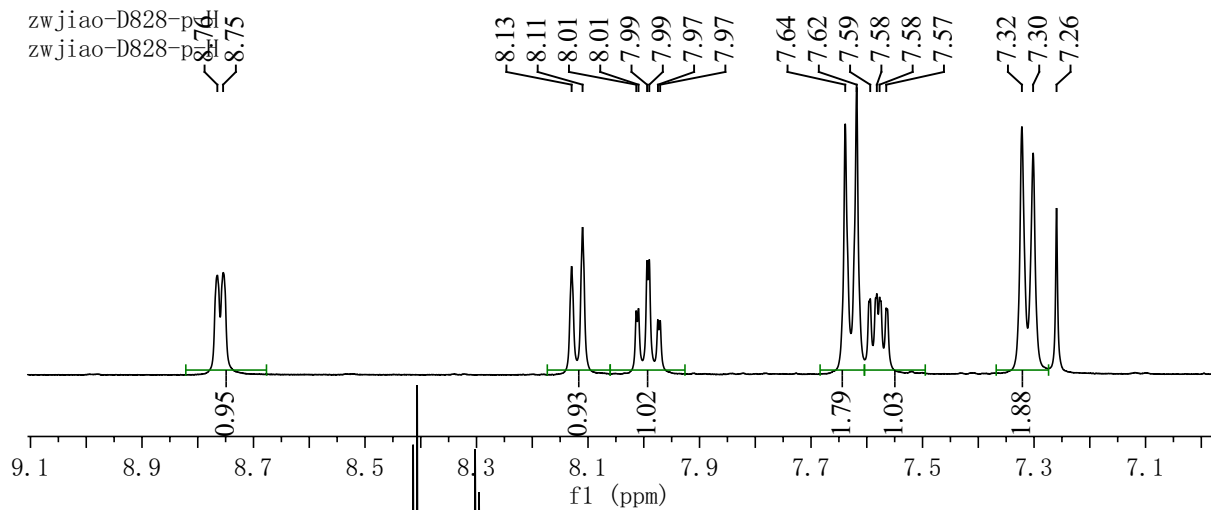


4mTs

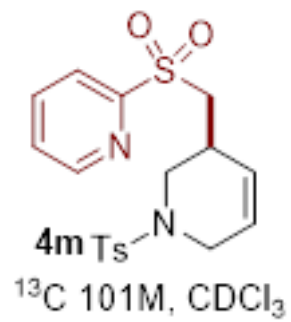
¹H 400M, CDCl₃

zwjiao-D828-p-H
zwjiao-D828-p-H

8.76
8.75
8.13
8.11
8.01
8.01
7.99
7.99
7.97
7.97
7.64
7.62
7.59
7.58
7.58
7.57
7.32
7.30
7.26



zwjiao-D828-p-C
zwjiao-D828-p-C



— 157.57
— 150.44
~ 143.97
~ 138.50
~ 133.05
~ 129.90
~ 127.75
~ 127.70
~ 127.00
~ 124.75
~ 122.22

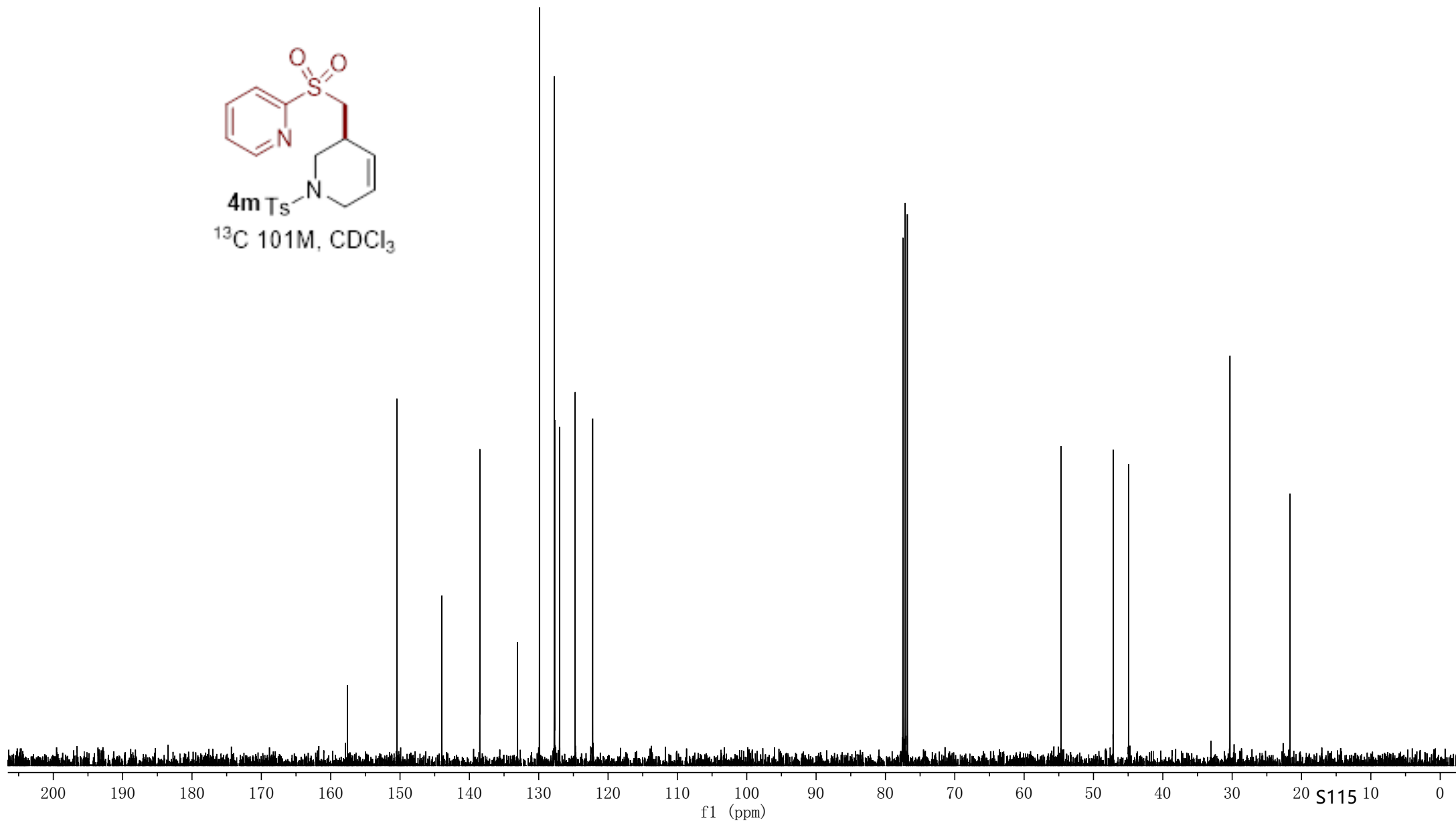
77.48
77.16
76.84

— 54.68

~ 47.15
~ 44.93

— 30.31

— 21.66





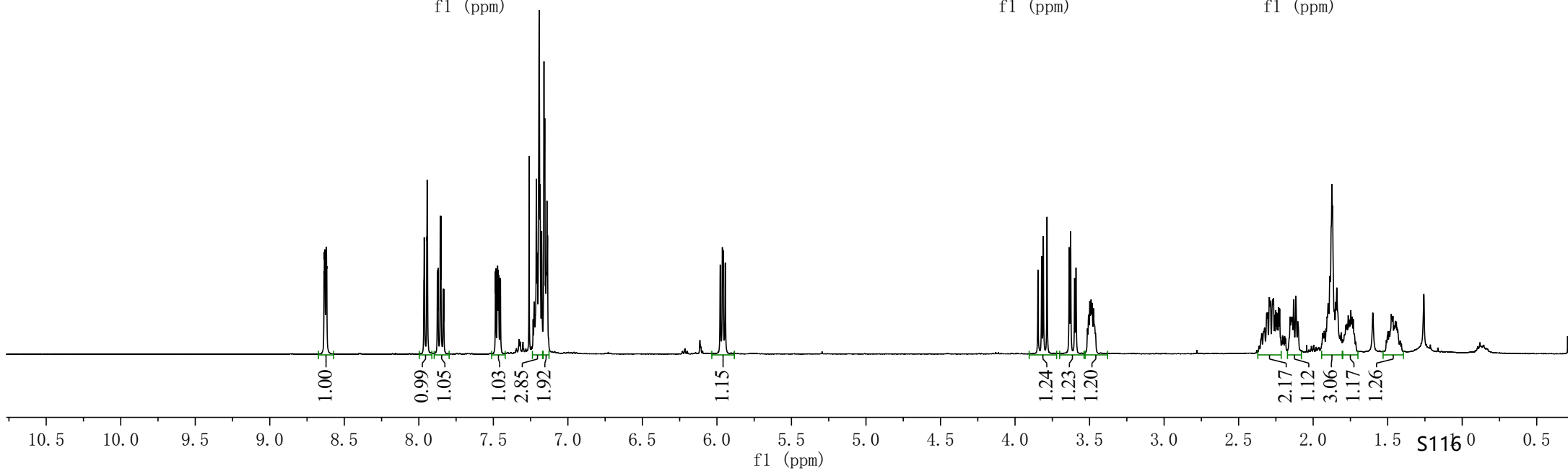
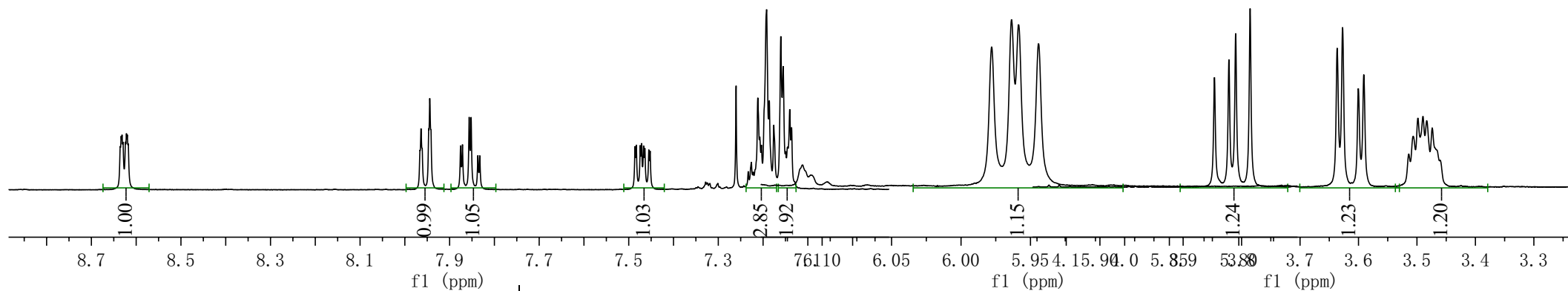
zwjiao-D825-H
 zwjiao-D825-H
 8.63
 8.62
 8.62

7.96
 7.95
 7.94
 7.88
 7.87
 7.86
 7.85
 7.84
 7.83

7.49
 7.48
 7.47
 7.47
 7.47
 7.26
 7.21
 7.19
 7.18
 7.16
 7.16
 7.15
 7.14
 7.14
 5.98
 5.96
 5.96
 5.94
 3.85
 3.82
 3.81
 3.79
 3.64
 3.63
 3.60
 3.59
 3.50
 3.49
 3.48
 3.47

5.98
 5.96
 5.96
 5.94
 zwjiao-D825-H
 zwjiao-D825-H

3.85
 3.82
 3.81
 3.79
 3.64
 3.63
 3.60
 3.59
 3.51
 3.51
 3.50
 3.49
 3.48
 3.47



zwjiao-D825-C
zwjiao-d825-C

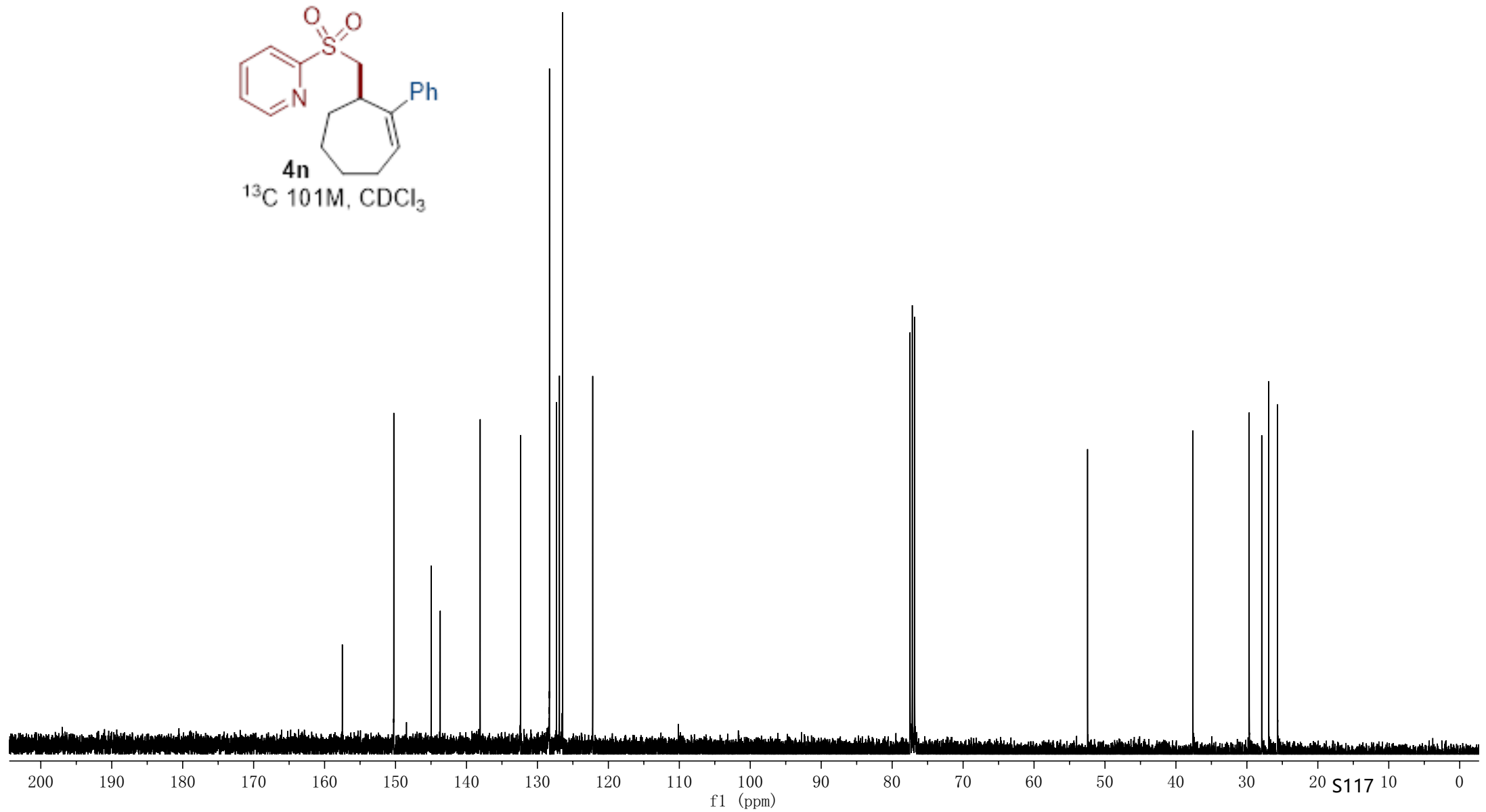


157.50
150.24
144.98
143.69
138.06
132.37
128.30
127.31
126.90
126.44
122.20

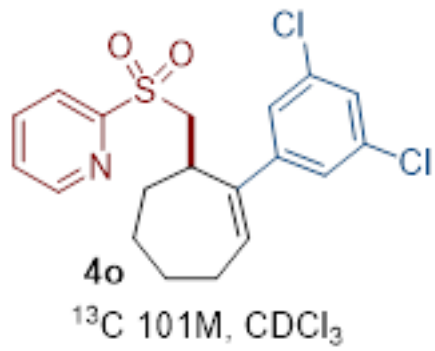
77.48
77.16
76.84

52.46

37.61
29.68
27.91
26.93
25.69



zwjiao-D821-C
zwjiao-D821-C

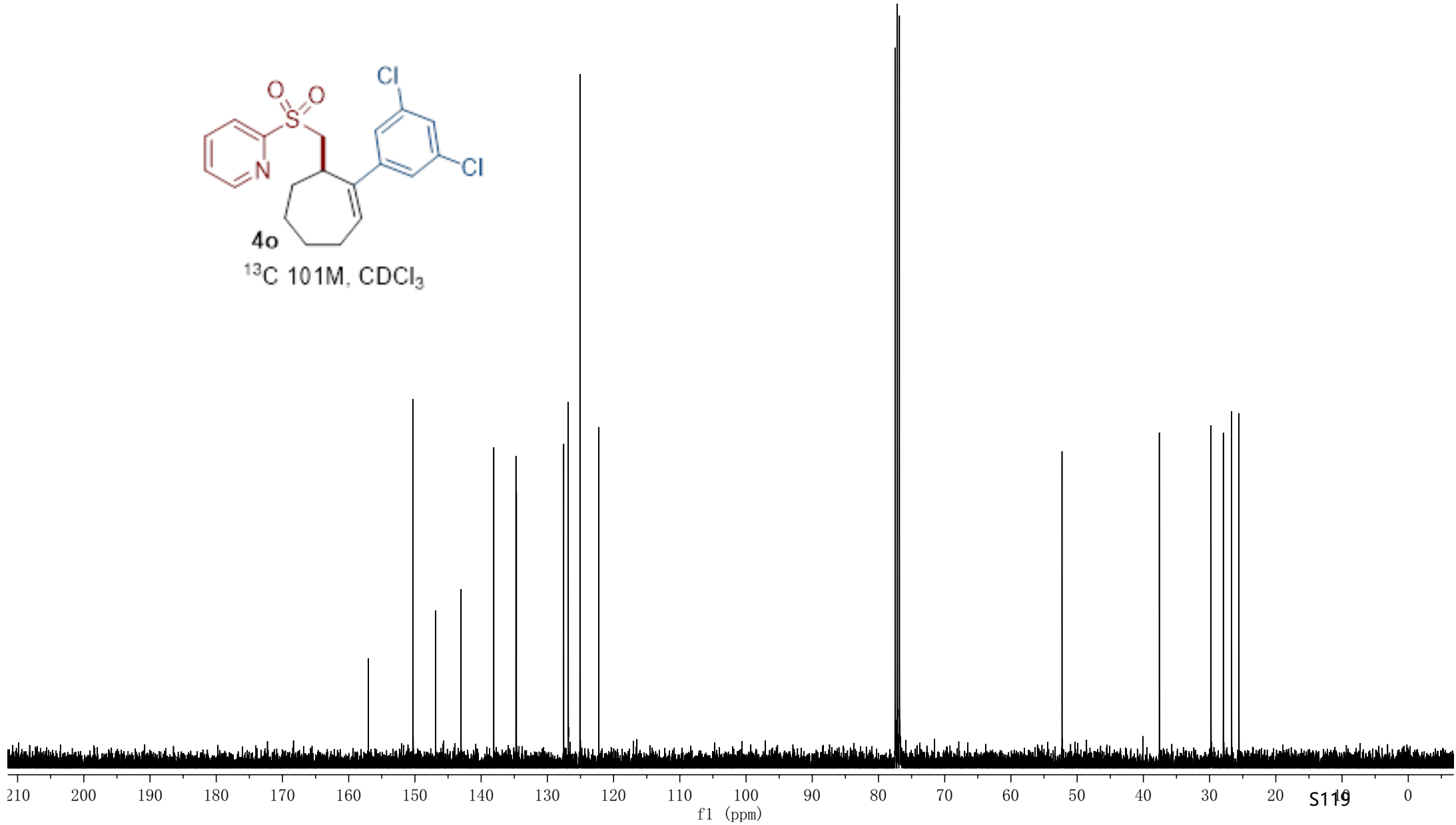


—157.03
—150.31
—146.87
—143.03
—138.09
—134.74
—134.67
—127.54
—126.84
—125.08
—122.24

—77.48
—77.16
—76.84

—52.28

—37.59
—29.79
—27.93
—26.68
—25.57

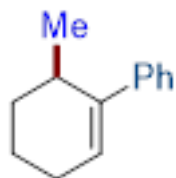


zwjiao-D897-H
zwjiao-D897-H

7.31
7.29
7.26
7.24
7.23
7.22
7.21
7.20
7.19

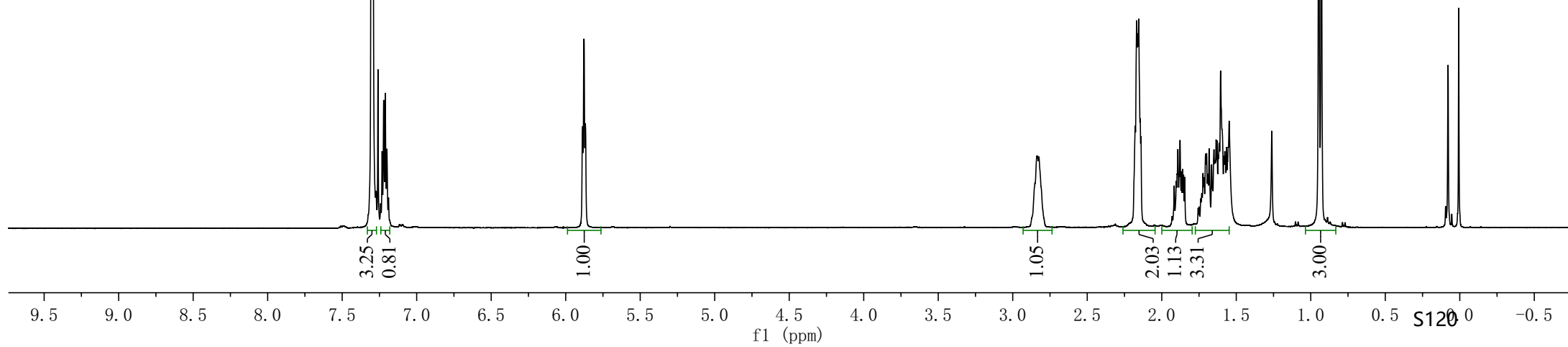
5.89
5.88
5.87

2.83
2.83
2.17
2.16
2.15
1.88
1.64
1.63
1.61
1.61
1.57
1.55
1.55
0.93



5a

^1H 400M, CDCl_3



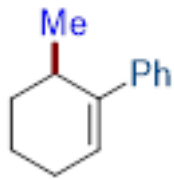
zwjiao-D897-C
zwjiao-D897-C

143.06
142.89

128.24
126.49
126.37
125.60

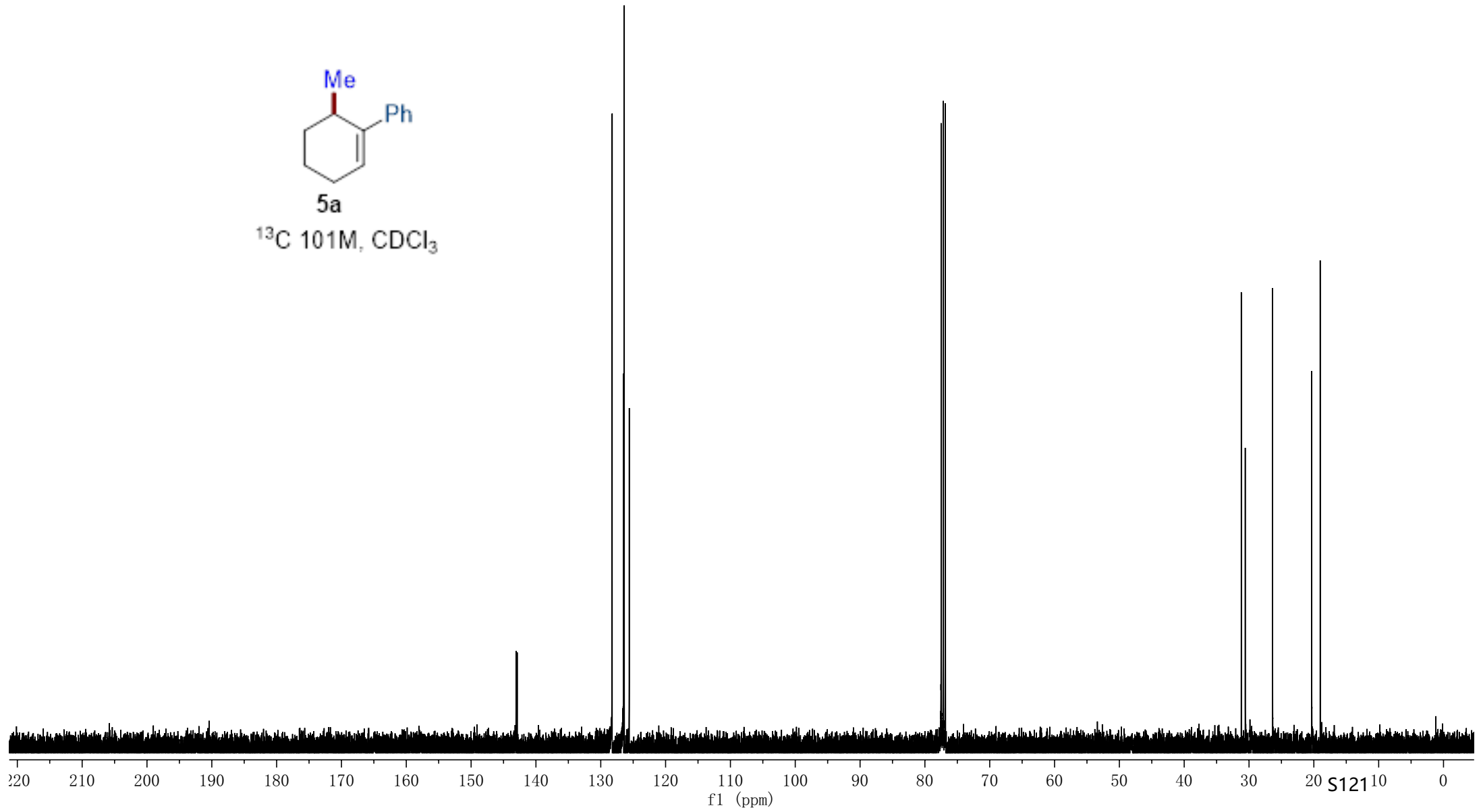
77.48
77.16
76.84

31.20
30.58
26.38
20.34
19.02



5a

^{13}C 101M, CDCl_3



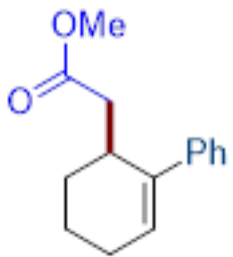
S12110

zwjiao-D895-H
zwjiao-D895-H

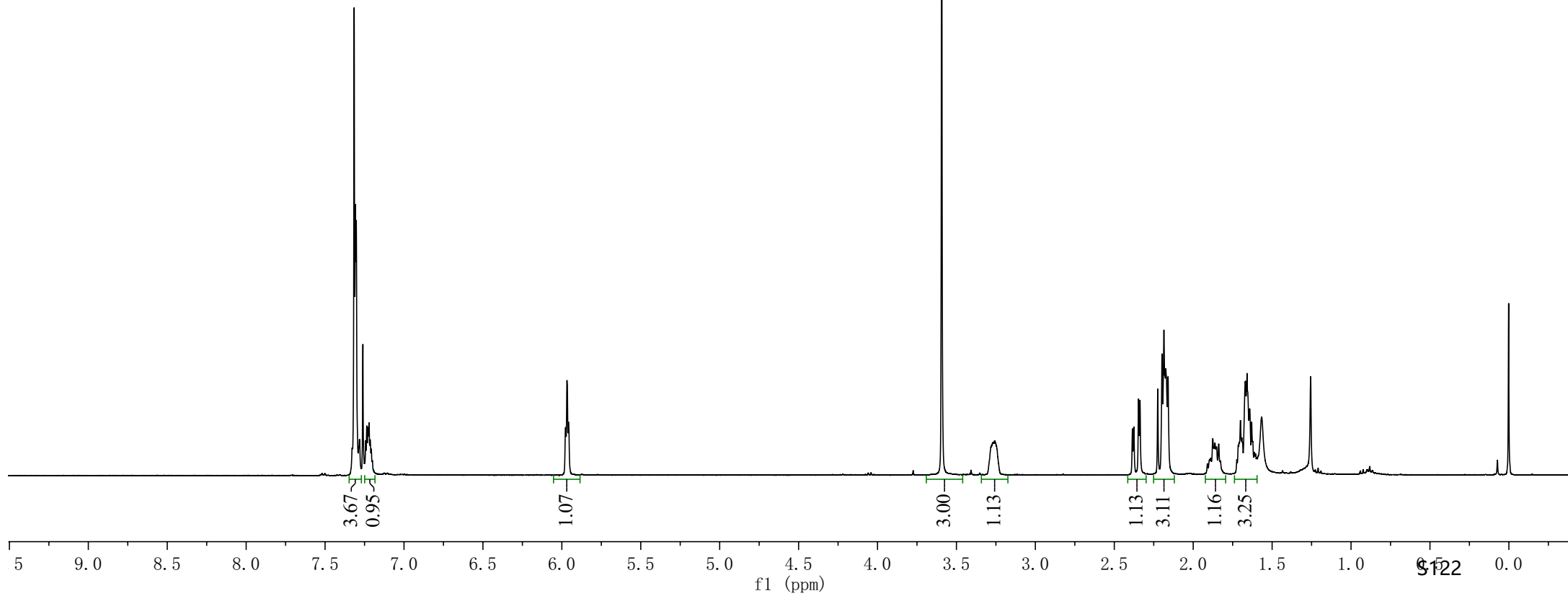
7.32
7.31
7.30
7.28
7.26
7.24
7.24
7.23
7.22
7.21
7.21

5.98
5.97
5.96

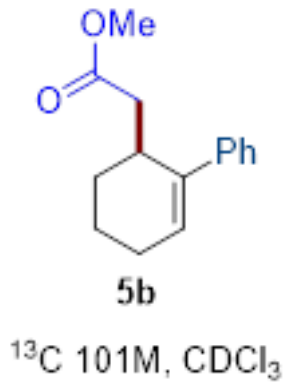
3.59
3.26
2.38
2.38
2.35
2.34
2.20
2.19
2.18
2.17
2.16
1.88
1.86
1.85
1.84
1.70
1.69
1.67
1.66
1.64
1.63
1.61



5b
¹H 400M, CDCl₃



zwjiao-D895-C
zwjiao-D895-C



—173.68

∩141.75
∩140.30

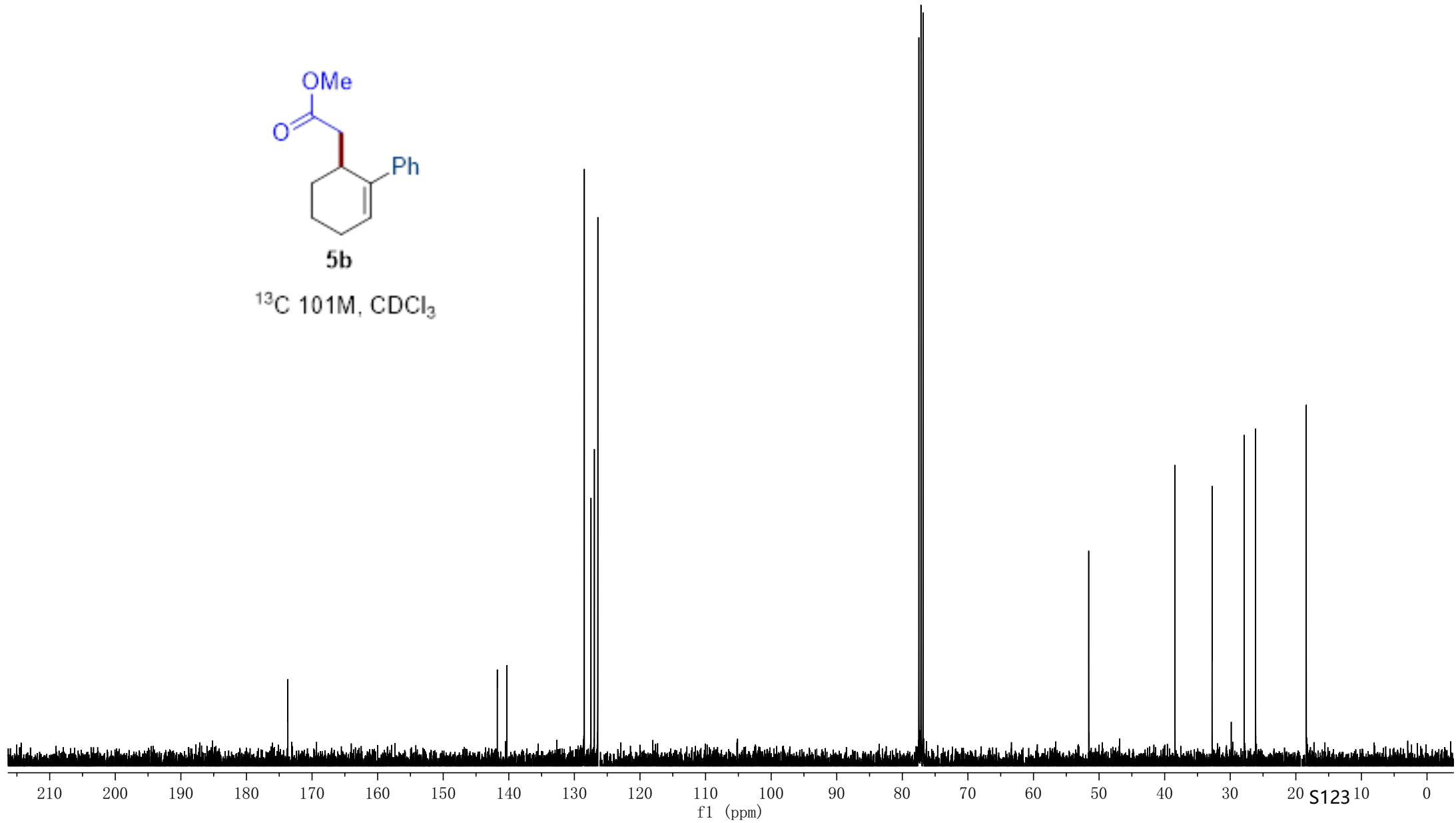
∩128.48
∩127.47
∩126.95
∩126.42

∩77.48
∩77.16
∩76.84

—51.58

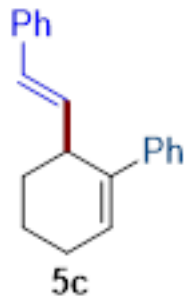
∩38.44
∩32.77
∩27.89
∩26.15

—18.41

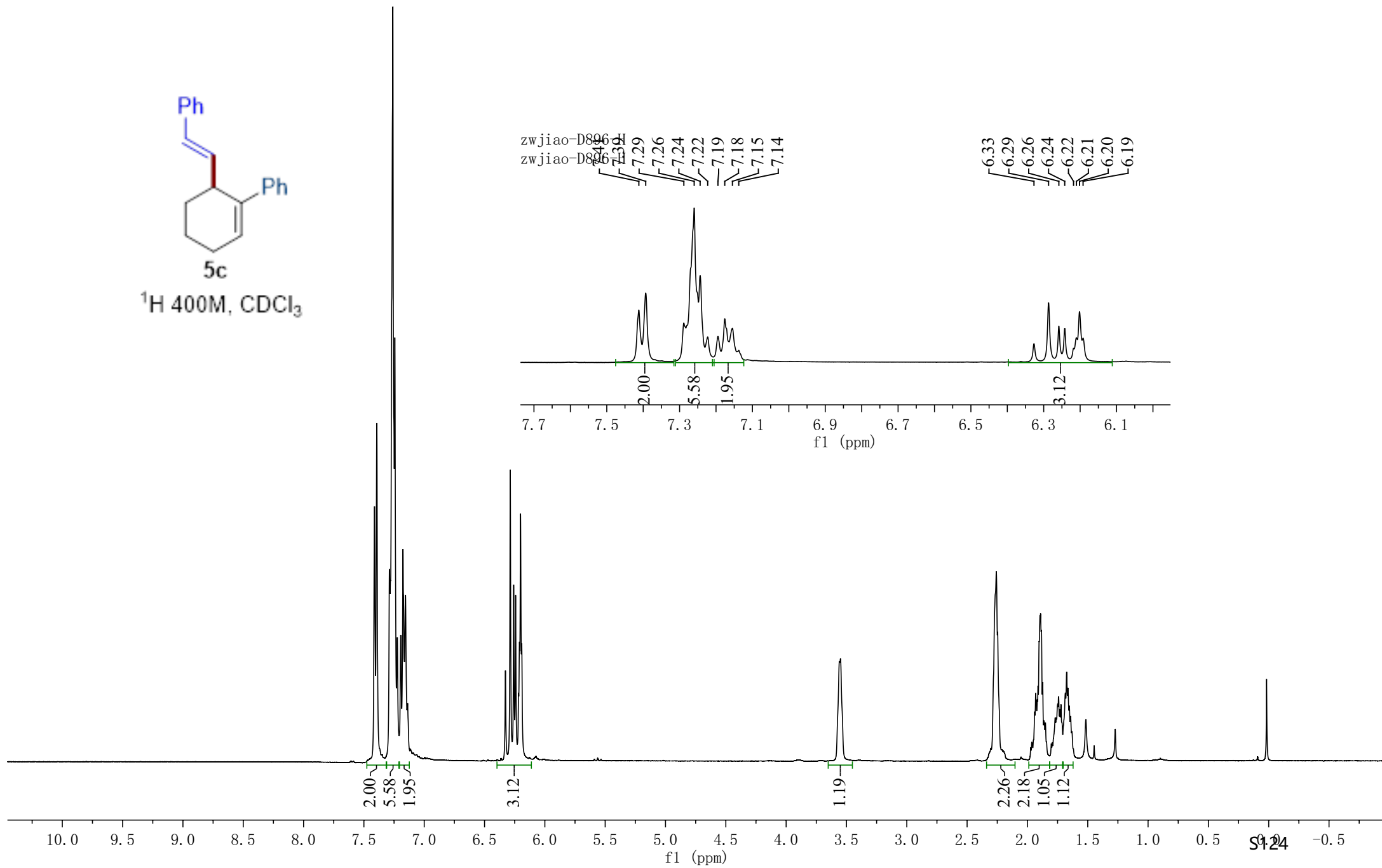


S123

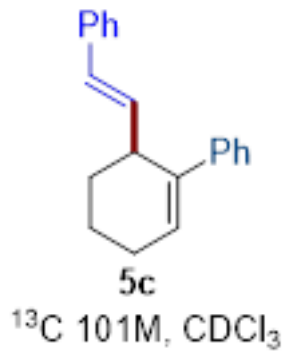
zwjiao-D896-H
zwjiao-D896-H



^1H 400M, CDCl_3



zwjiao-D896-C
zwjiao-D896-C



142.22
138.61
137.88
133.76
130.95
128.50
128.25
127.09
126.97
126.60
126.18
126.12

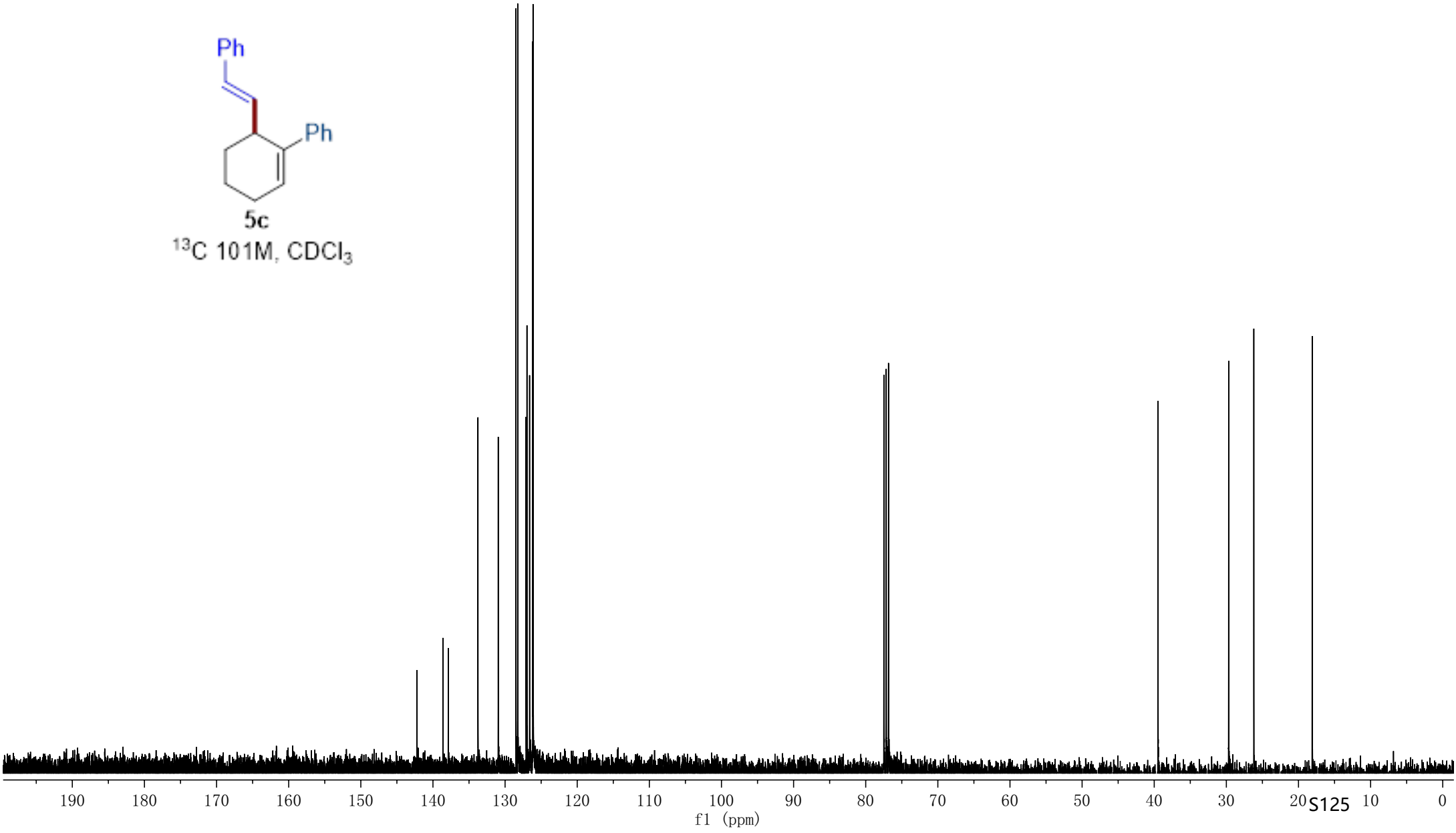
77.48
77.16
76.84

39.47

29.68

26.19

18.10



f1 (ppm)

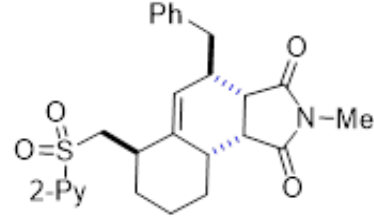
S125

zwjiao-D893-H
zwjiao-D893-H

8.72
8.70
8.03
8.01
7.96
7.94
7.94
7.54
7.53
7.52
7.30
7.28
7.26
7.24
7.22
7.20

5.39

3.72
3.33
3.31
3.27
3.25
3.23
2.95
2.94
2.92
2.90
2.90
2.88
2.86
2.84
2.02
2.02
1.99
1.98
1.83
1.83
1.39
1.37
1.35
1.33
1.31
1.27

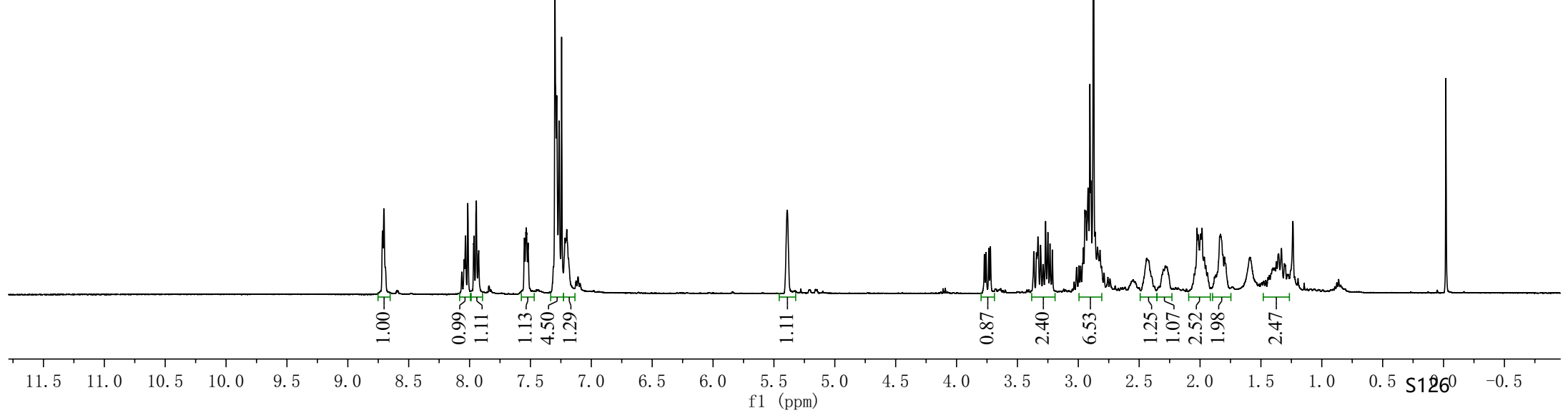
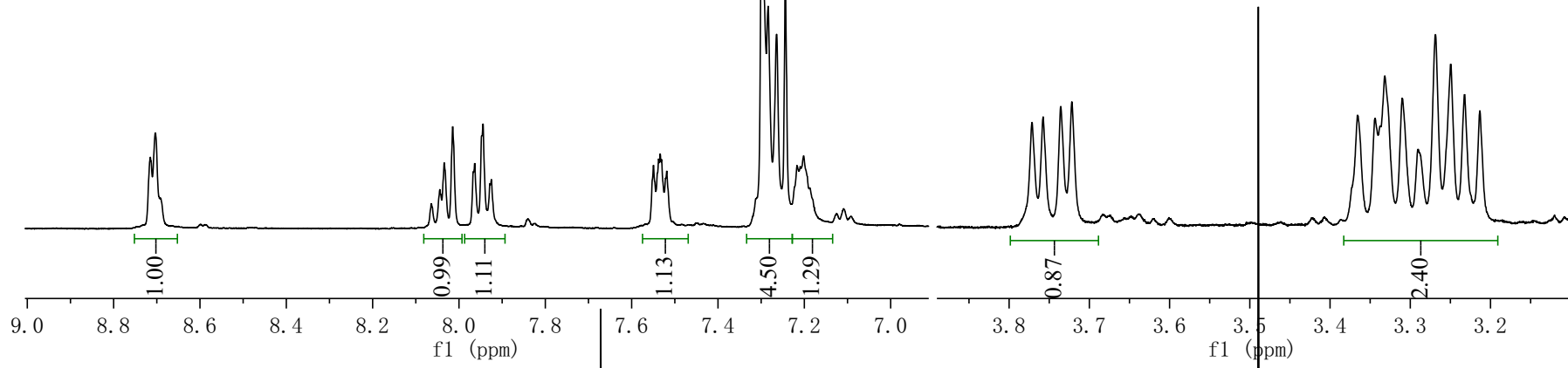


zwjiao-D893-H
zwjiao-D893-H

8.06
8.04
8.03
8.01
7.96
7.94
7.92
7.55
7.54
7.53
7.52
7.30
7.28
7.26
7.24
7.22
7.20

zwjiao-D893-H
zwjiao-D893-H

3.37
3.34
3.33
3.31
3.29
3.27
3.25
3.23
3.21



zwjiao-D893-C
zwjiao-D893-C

177.86
177.41

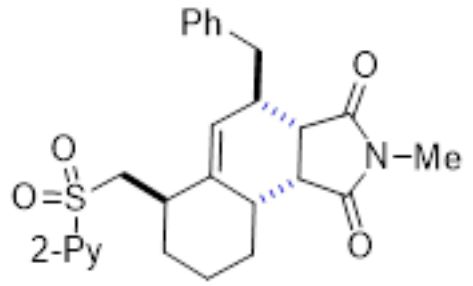
158.13
150.24

142.29
140.31
138.41
129.34
129.30
128.59
127.46
126.41
123.56
121.91

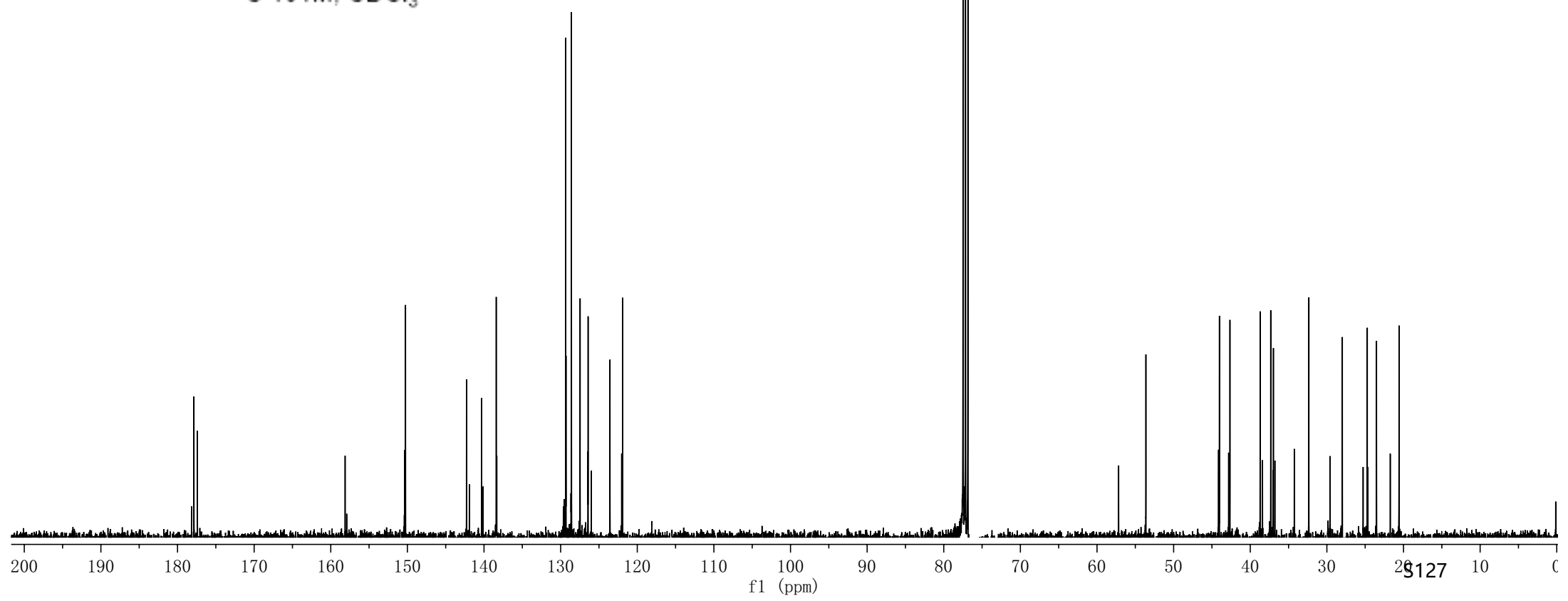
77.48
77.16
76.84

53.62

44.03
42.65
38.71
37.33
36.98
32.35
27.98
24.73
23.52
20.58



5d *dr* = 3.5:1
¹³C 101M, CDCl₃



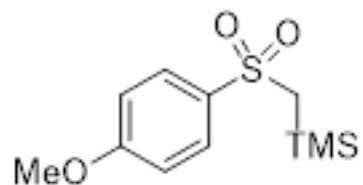
zwjiao-D836-H
zwjiao-D836-H

7.83
7.80
7.26
6.98
6.96

3.85

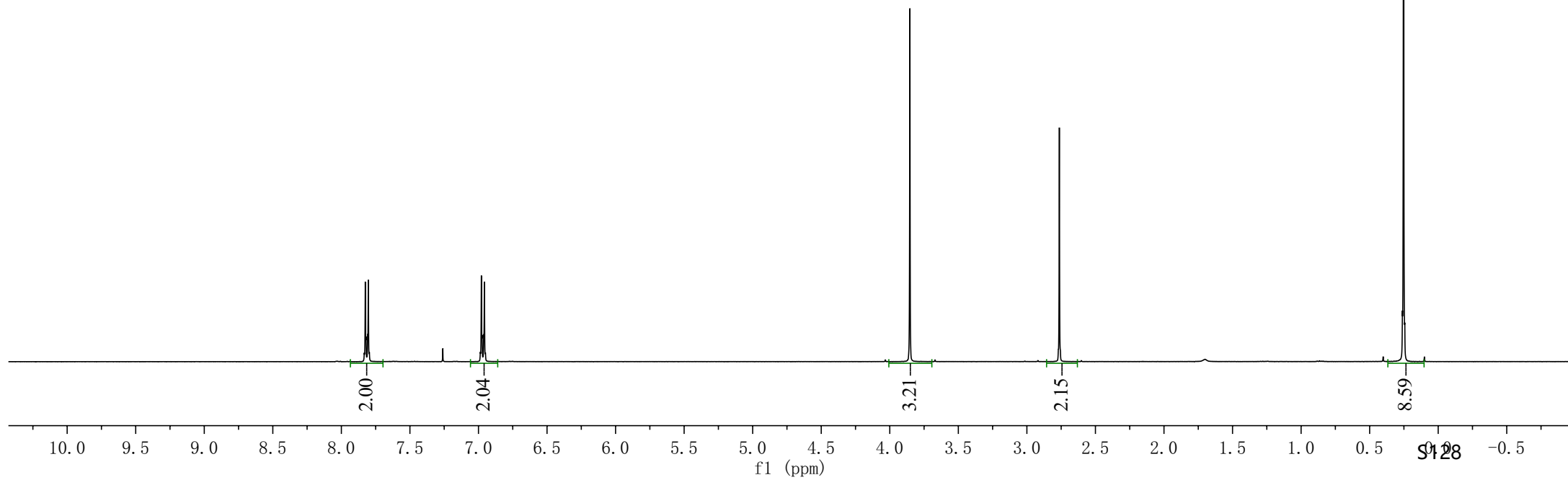
2.76

0.25

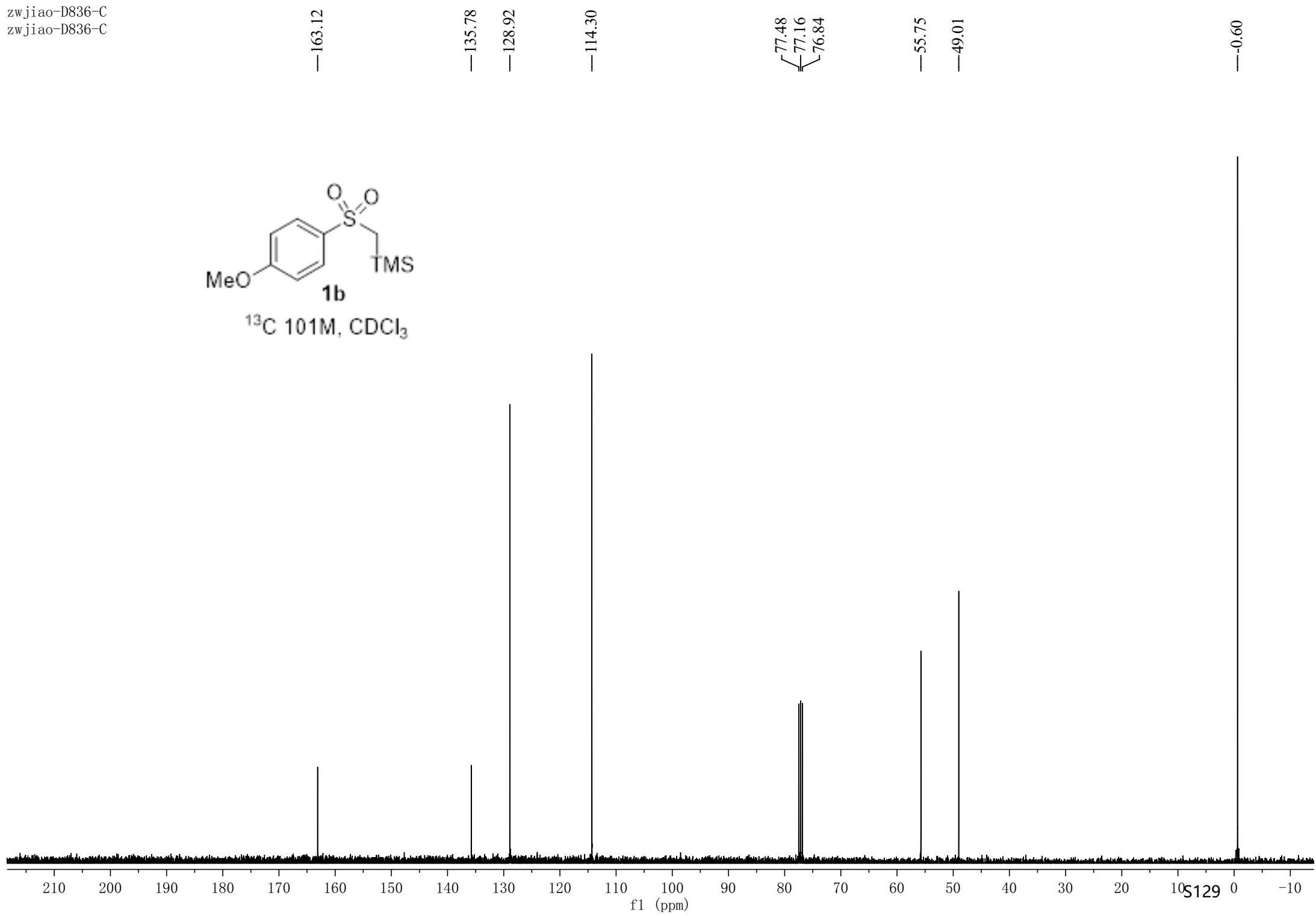
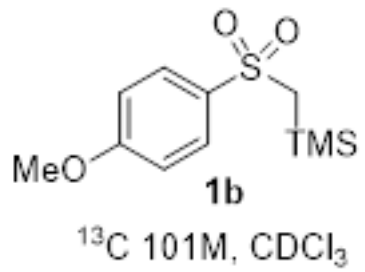


1b

¹H 400M, CDCl₃



zwjiao-D836-C
zwjiao-D836-C



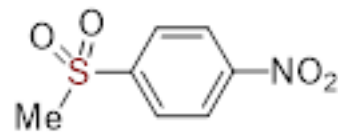
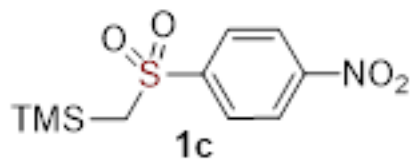
zwjiao-D839-H
zwjiao-D839-H

8.38
8.35
8.11
8.09

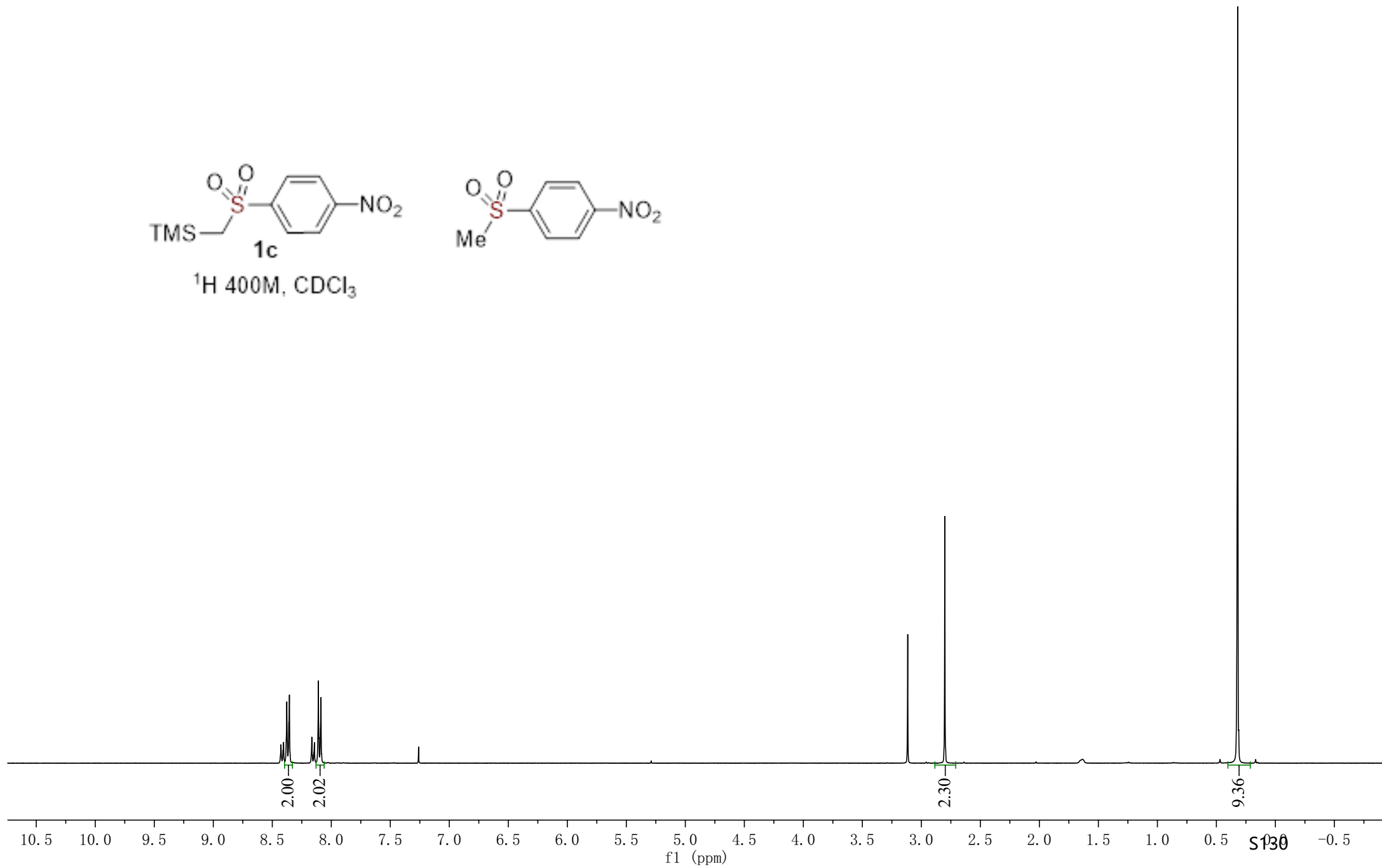
7.26

2.80

0.32



¹H 400M, CDCl₃



zwjiao-D839-C
zwjiao-D839-C

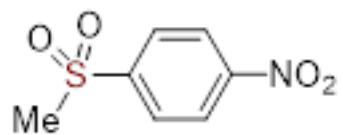
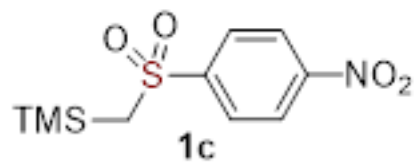
—149.17

129.09
128.29
124.55

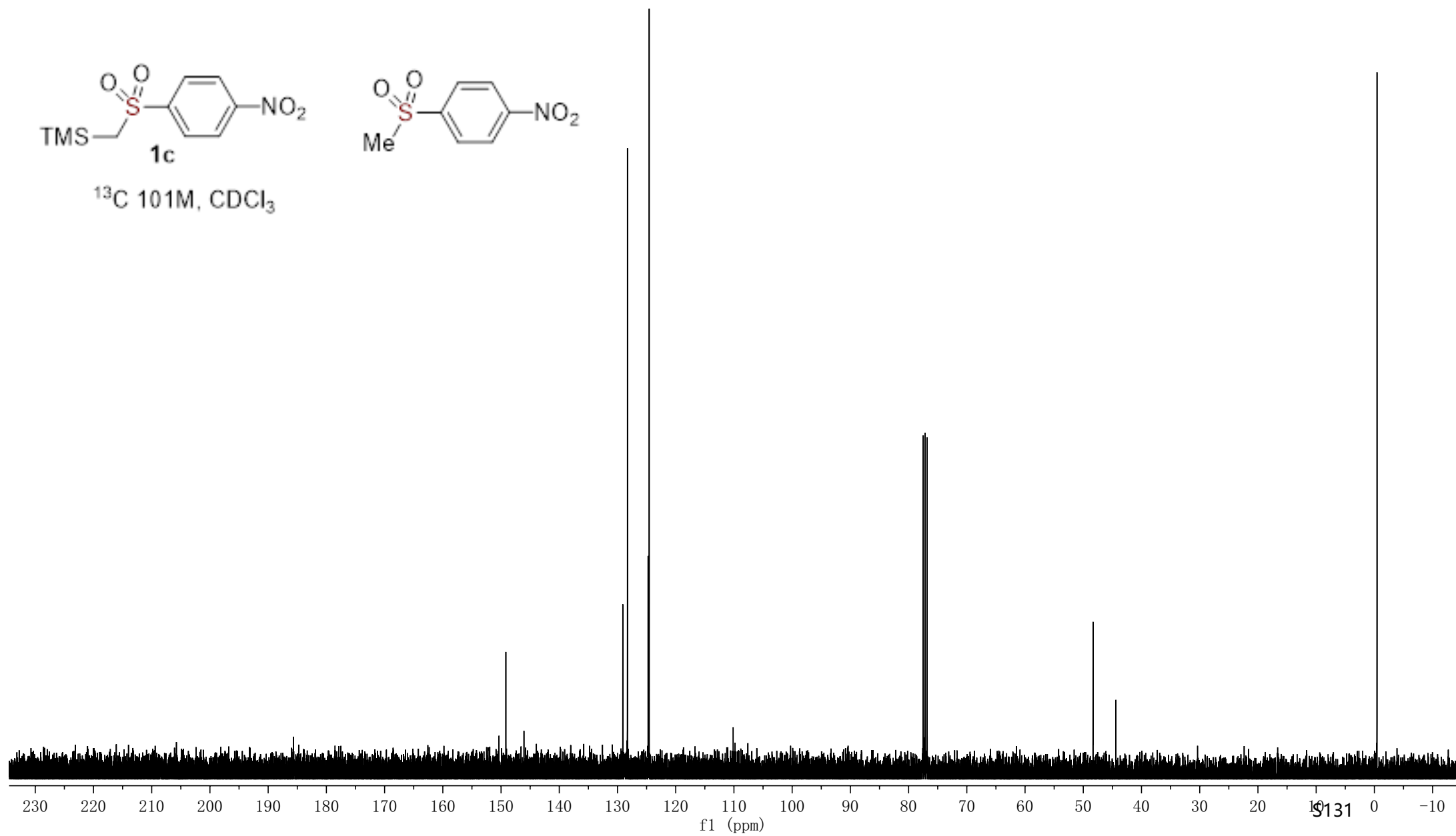
77.48
77.16
76.84

—48.31

—0.45

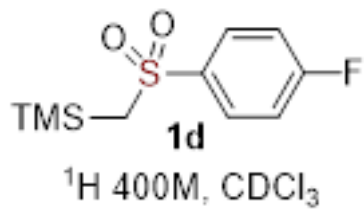


¹³C 101M, CDCl₃



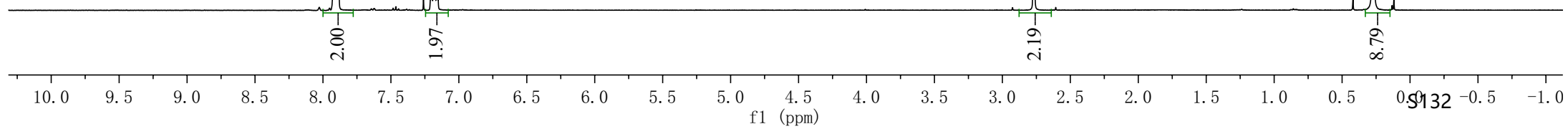
zwjiao-D845-H
zwjiao-D845-H

7.92
7.92
7.91
7.91
7.90
7.89
7.89
7.26
7.20
7.18
7.16
7.16

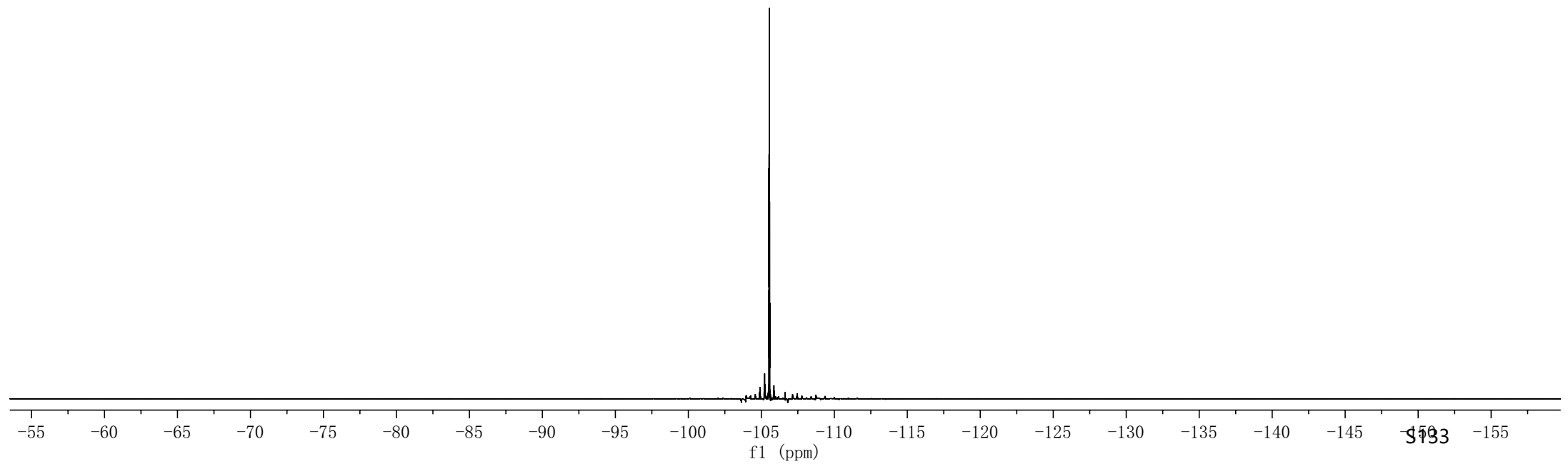
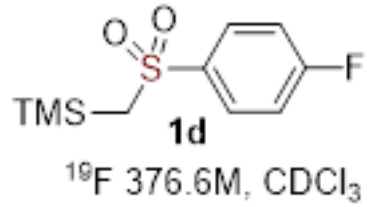


-2.77

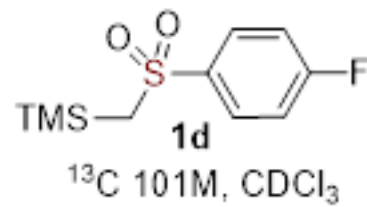
0.27



---105.55



zwjiao-D845-C
zwjiao-D845-C



166.56
164.02

140.00
139.97

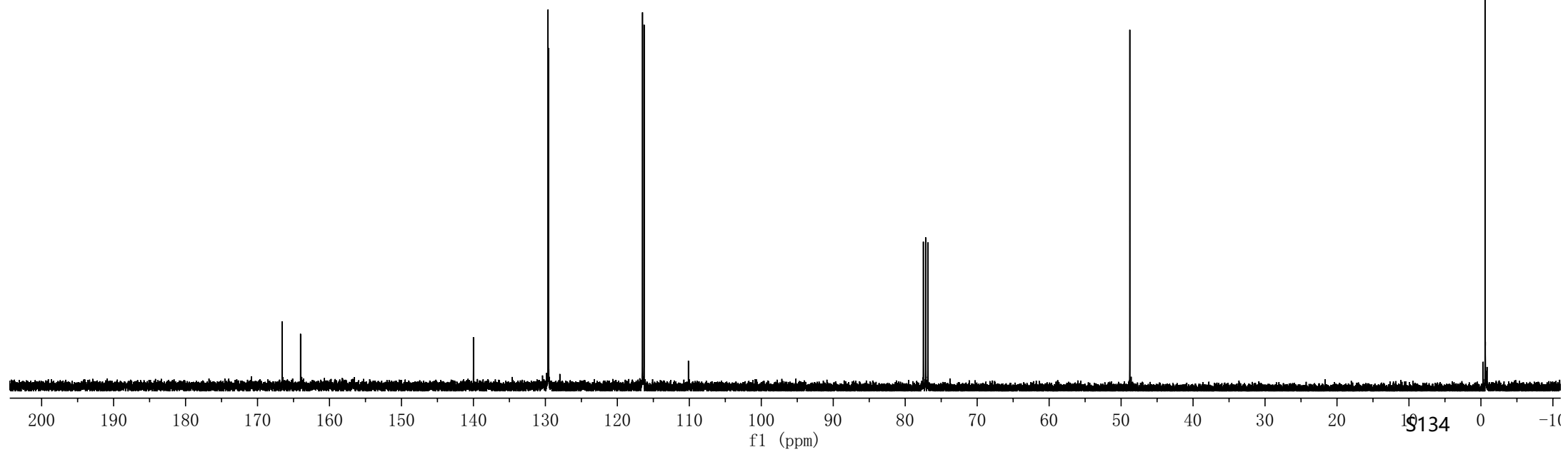
129.64
129.55

116.50
116.28

77.48
77.16
76.84

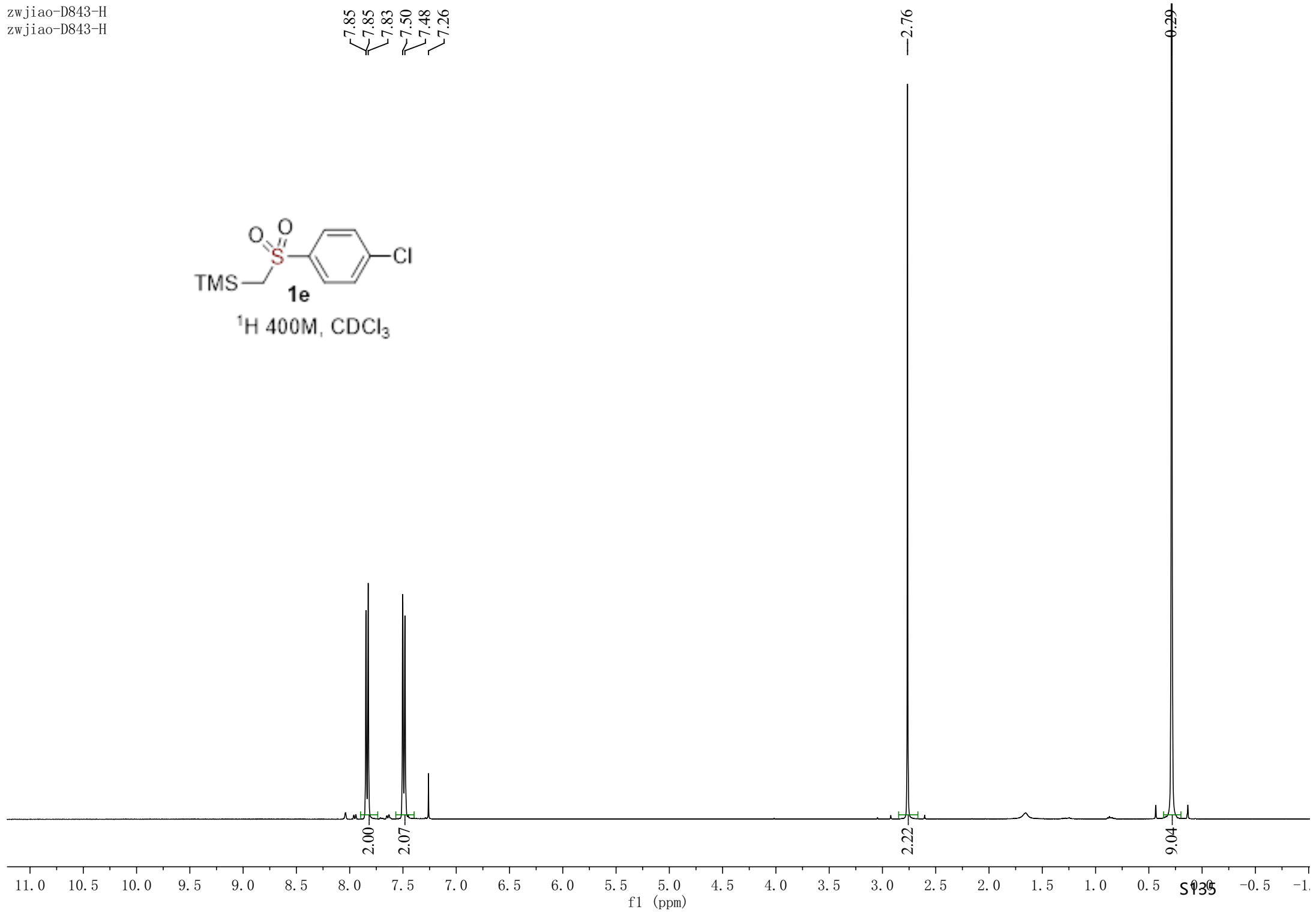
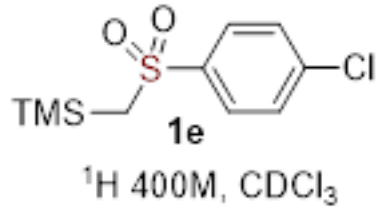
48.79

0.58

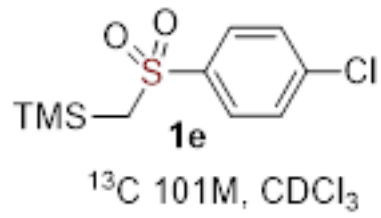


zwjiao-D843-H
zwjiao-D843-H

7.85
7.85
7.83
7.50
7.48
7.26



zwjiao-D843-C
zwjiao-D843-C



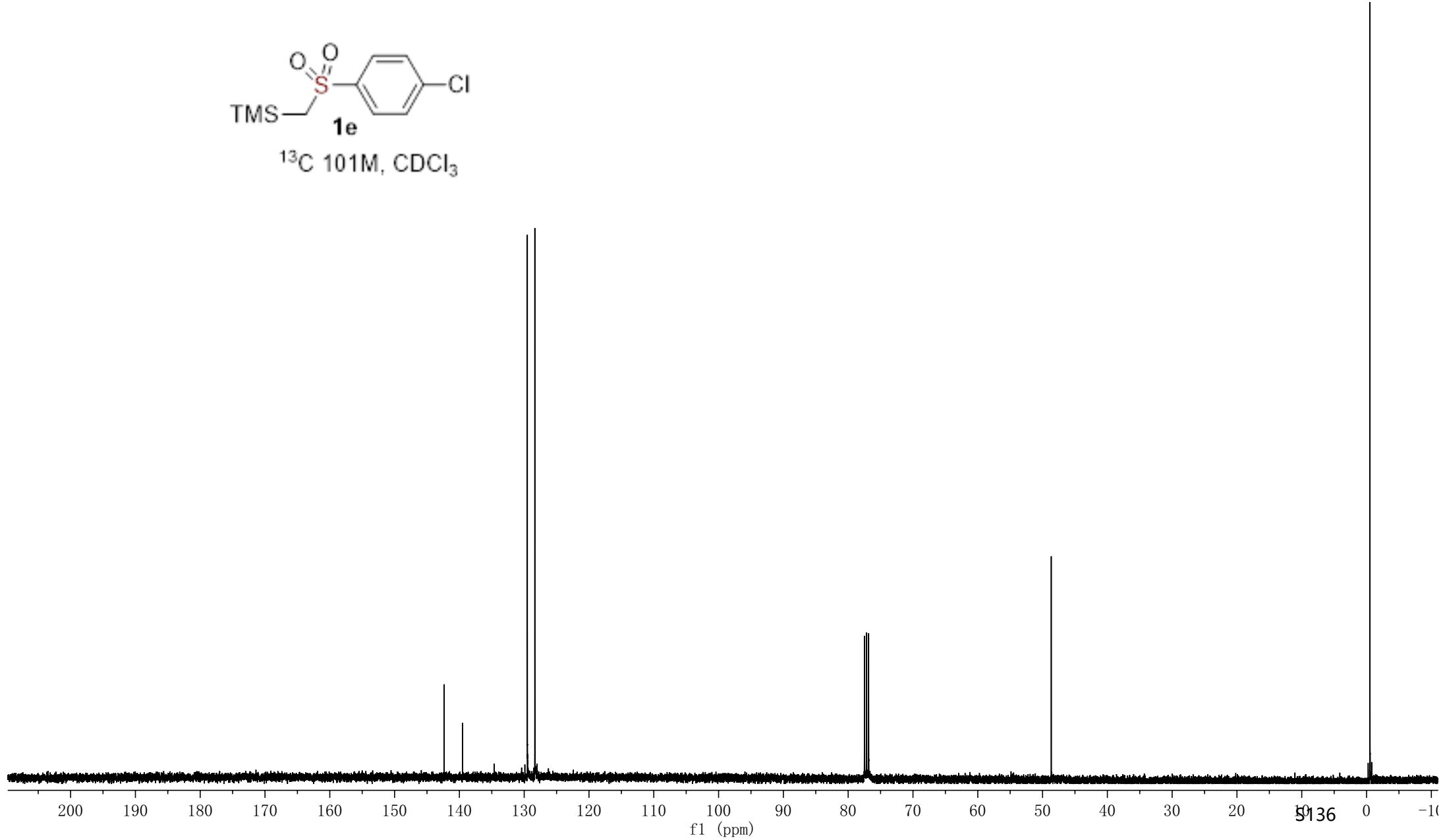
142.35
139.51

129.52
128.36

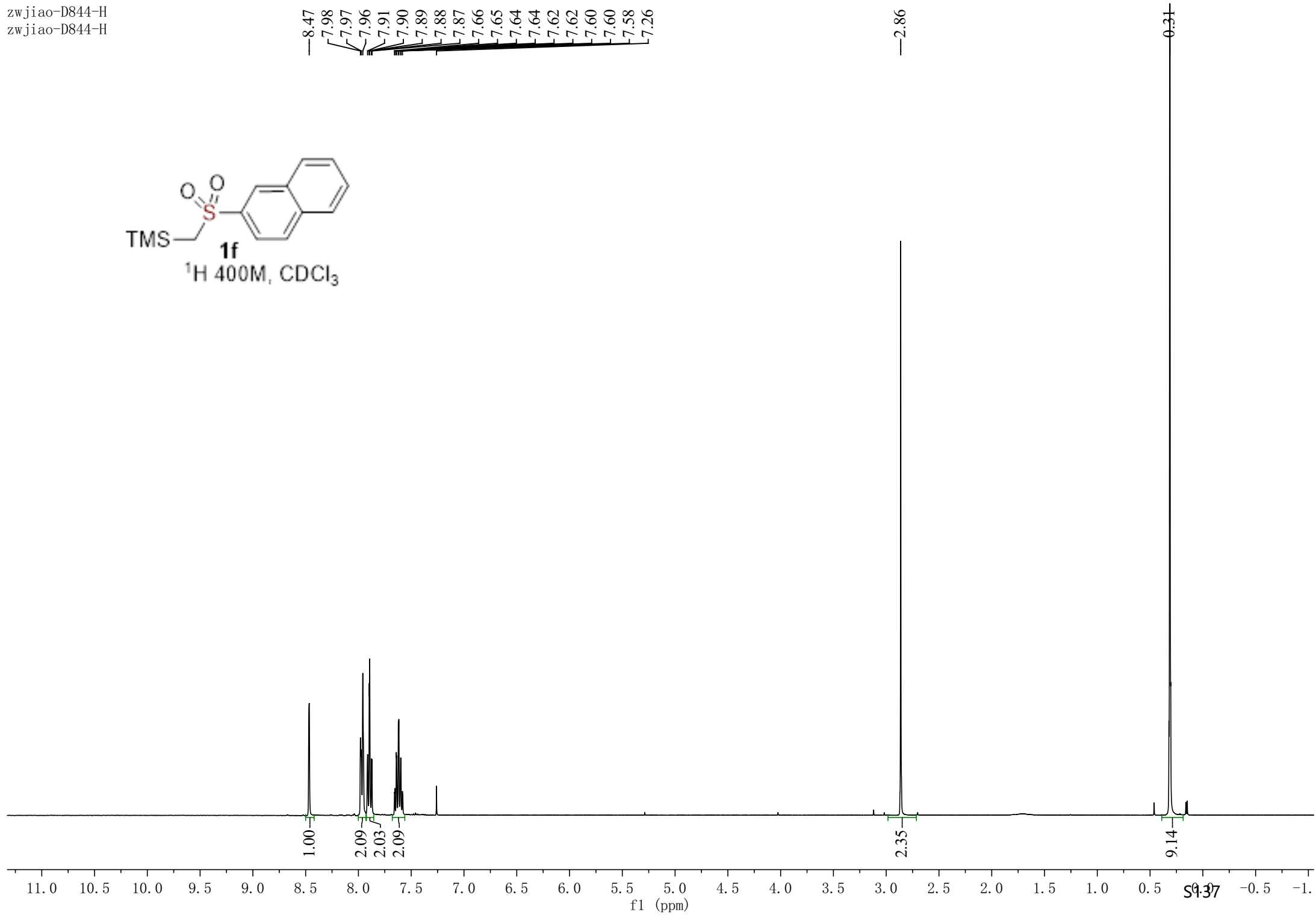
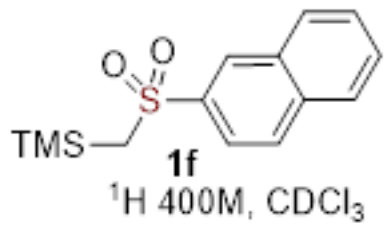
77.48
77.16
76.84

48.66

-0.52

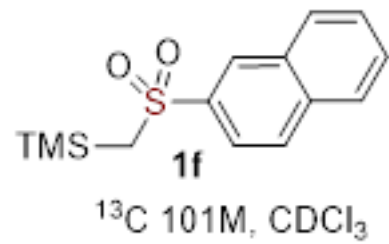


zwjiao-D844-H
zwjiao-D844-H



S9-37

zwjiao-D844-C
zwjiao-D844-C

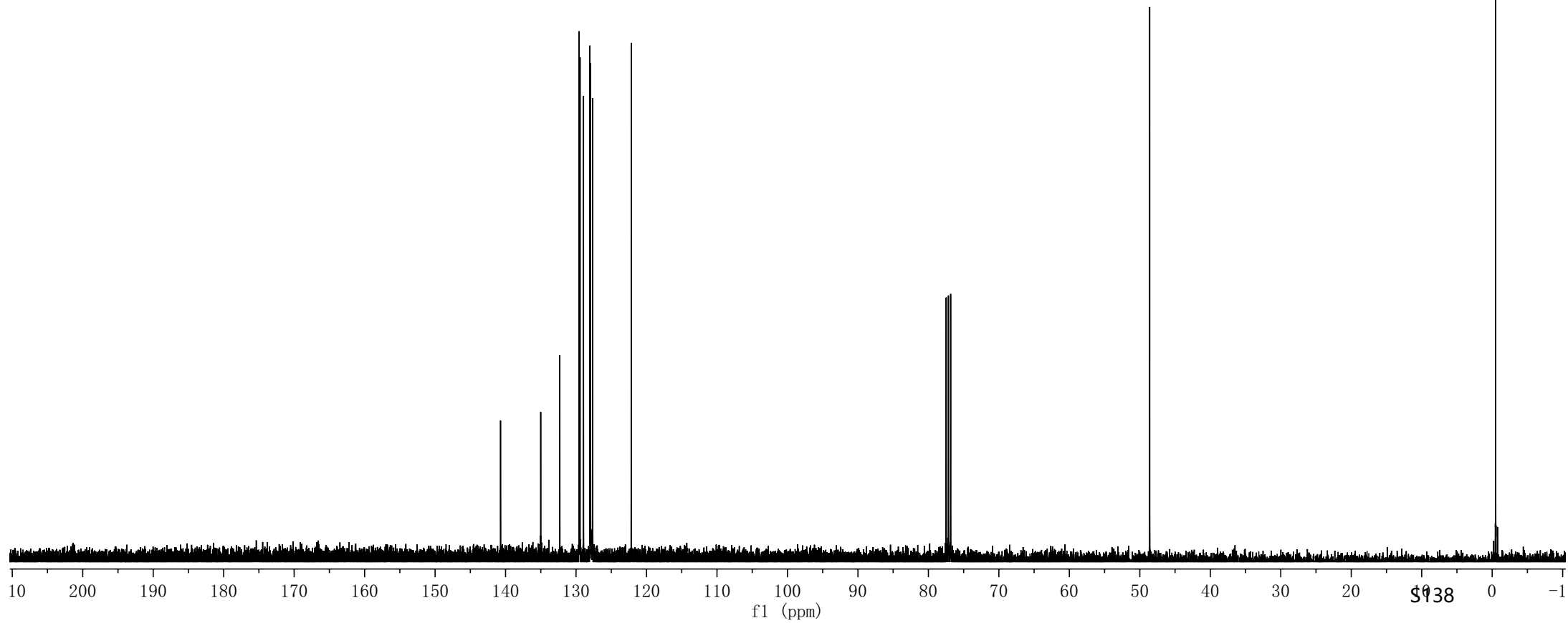


140.71
135.01
132.30
129.56
129.43
128.94
128.03
127.94
127.66
122.17

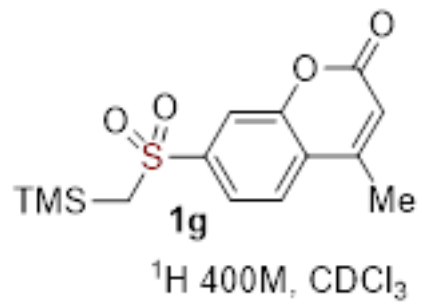
77.48
77.16
76.84

48.60

0.49



zwjiao-D854-H
zwjiao-D854-H



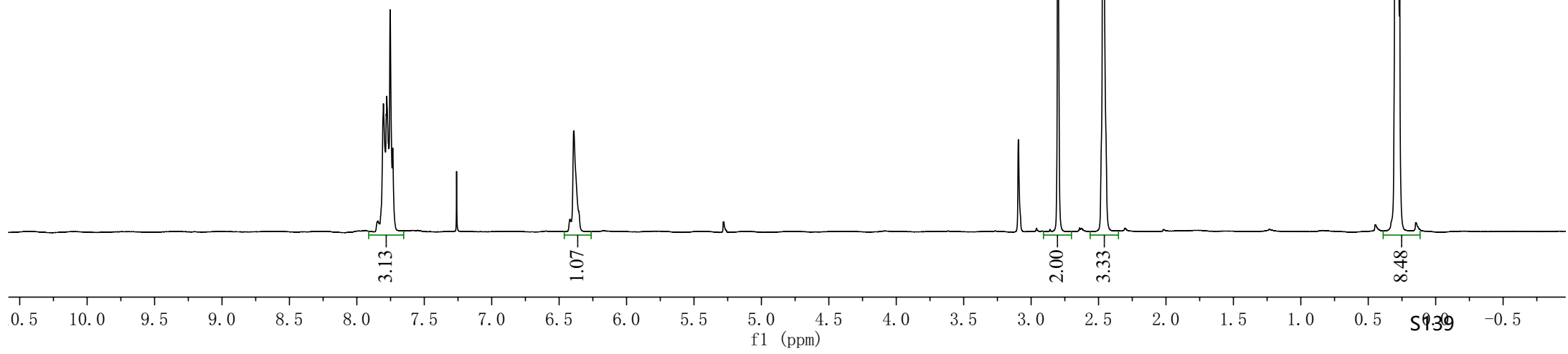
7.80
7.78
7.78
7.75
7.73
7.26

6.39

2.80

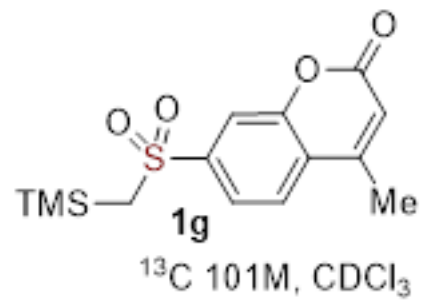
2.47

0.30



S139

zwjiao-D854-C
zwjiao-D854-C



—159.43

~153.23

~150.98

~146.32

~125.78

~123.28

~121.89

~117.45

~115.64

~77.35

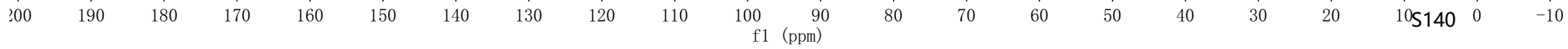
~77.03

~76.71

—48.22

—18.73

—0.62

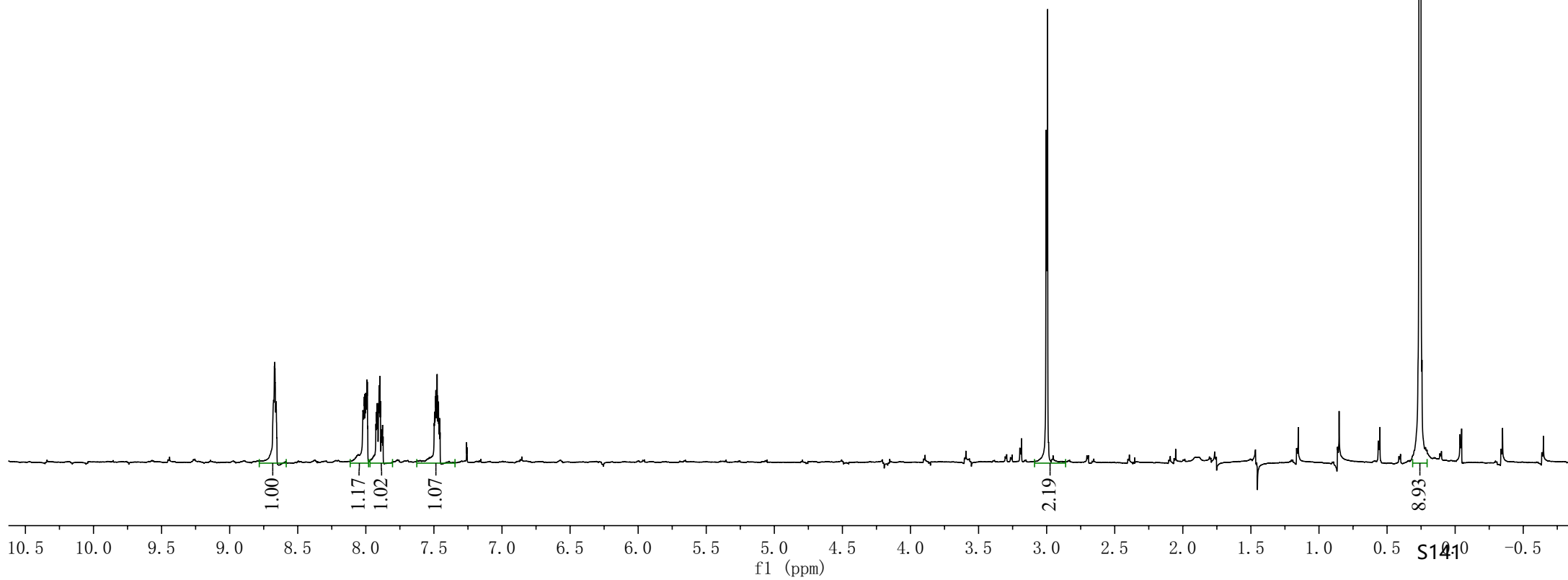
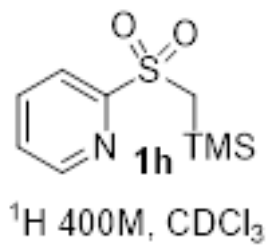


zwjiao-D782-H
zwjiao-D782-H

8.68
8.67
8.67
8.67
8.66
8.66
7.99
7.99
7.98
7.50
7.49
7.49
7.49
7.48
7.48
7.48
7.47
7.47
7.47
7.46
7.46

2.99

0.25



zwjiao-D782-C
zwjiao-D782-C

—159.98

—149.93

—138.20

—126.96

—120.48

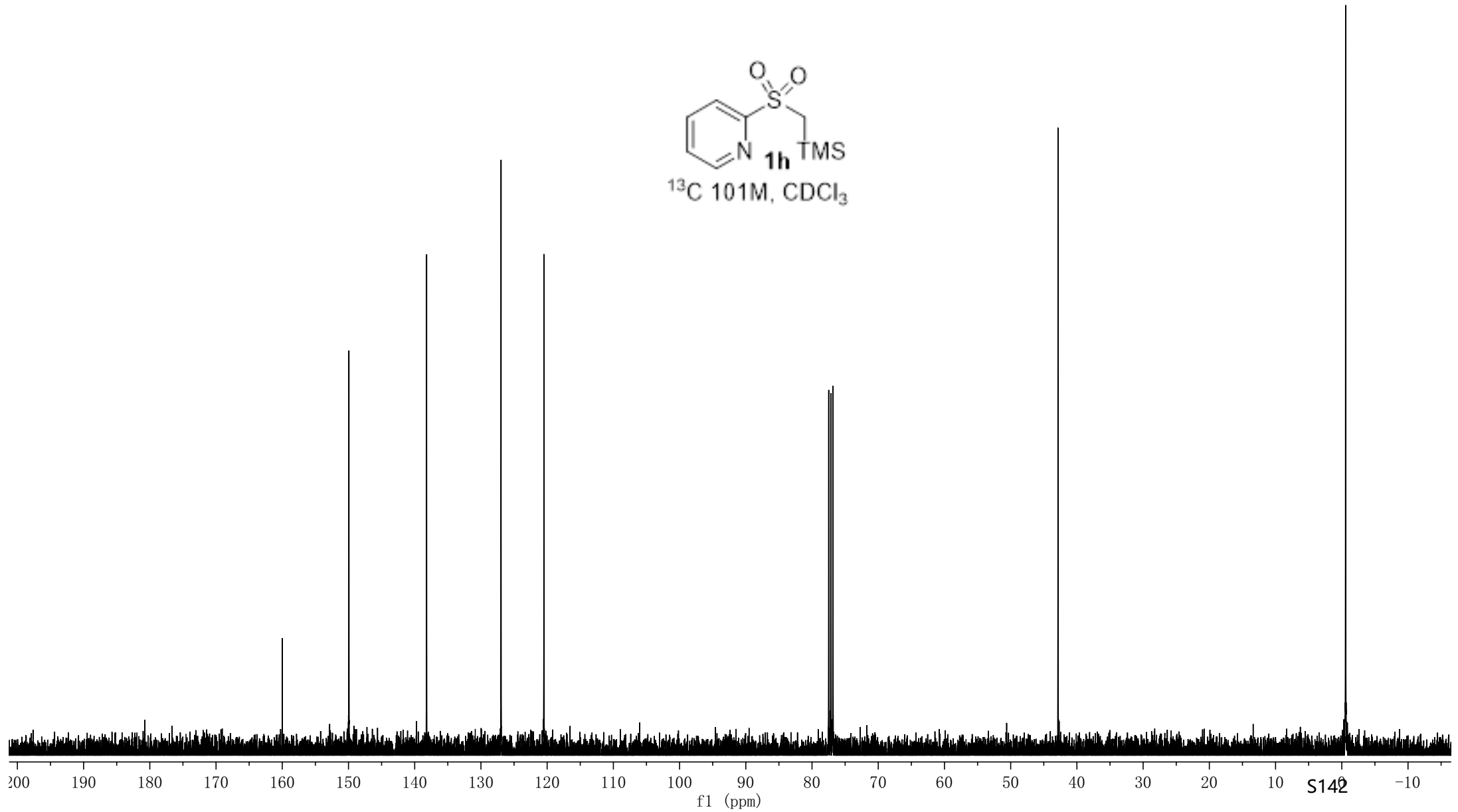
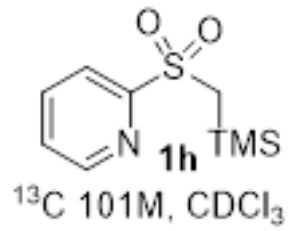
—77.48

—77.16

—76.84

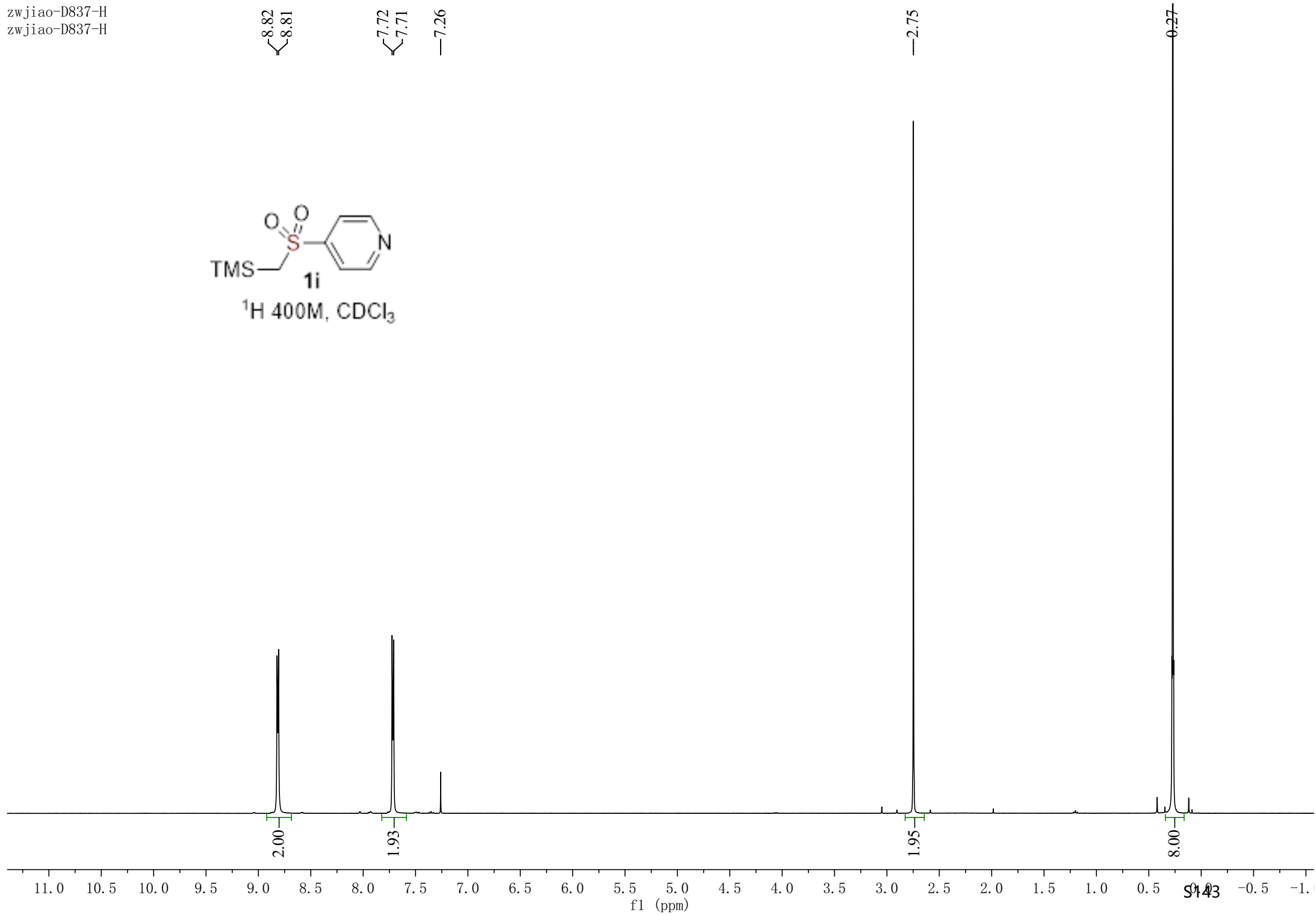
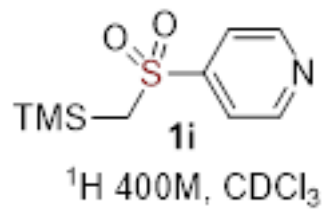
—42.86

—0.58



S142

zwjiao-D837-H
zwjiao-D837-H



zwjiao-D837-C
zwjiao-D837-C



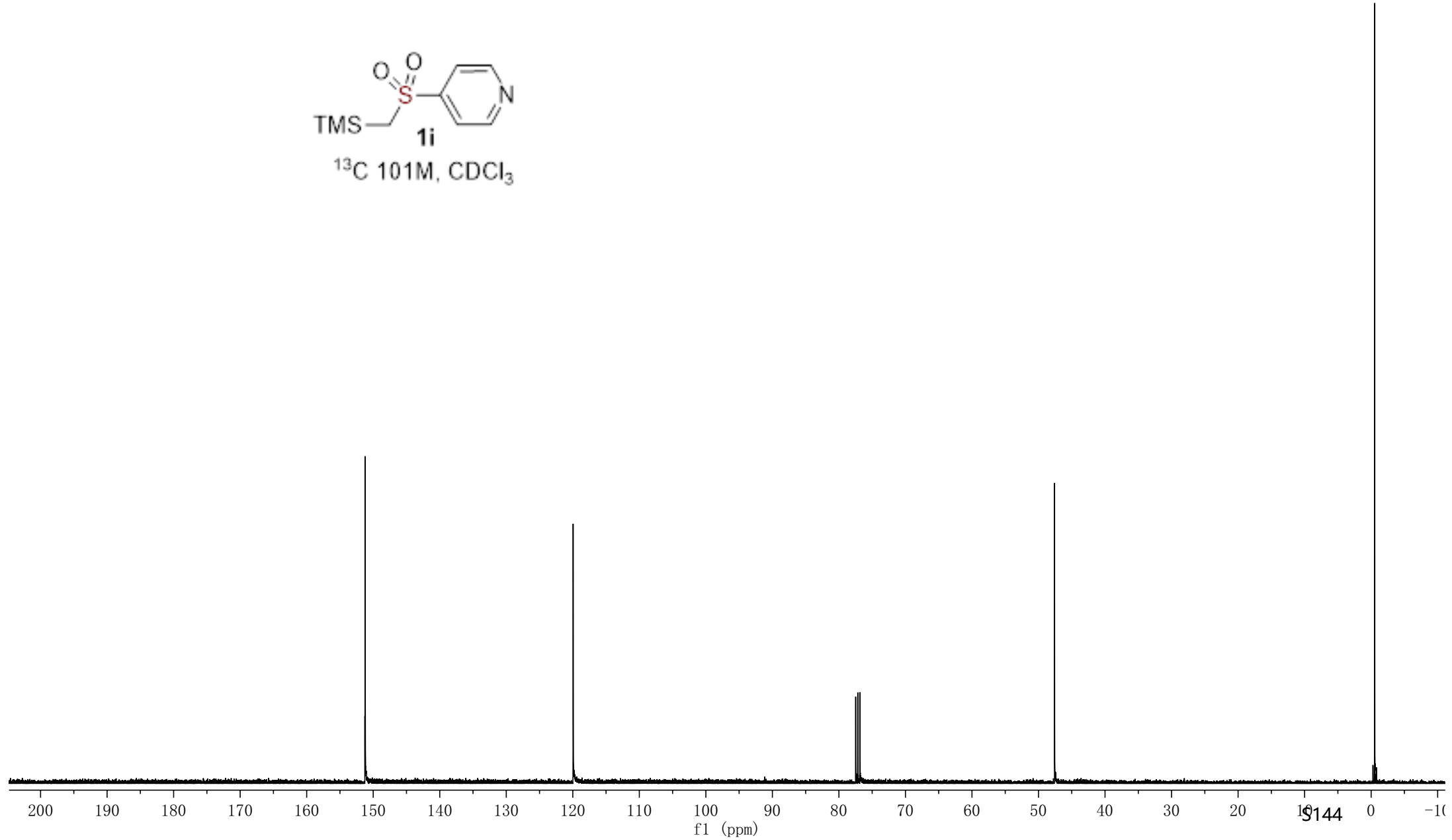
—151.20

—119.95

77.48
77.16
76.84

—47.58

—0.54



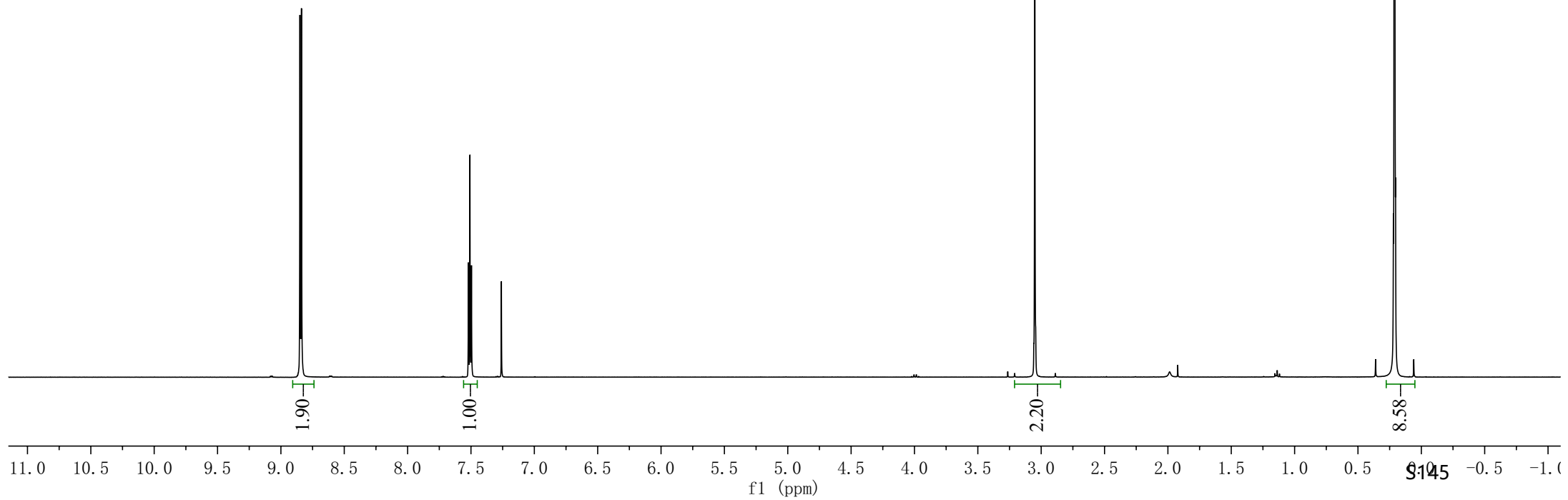
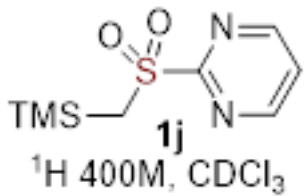
zwjiao-D816-H
zwjiao-D816-H

8.85
8.84

7.52
7.51
7.50
7.26

3.05

0.21



9145

zwjiao-D816-C
zwjiao-D816-C

—167.19

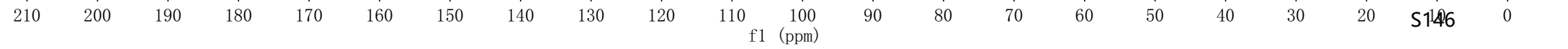
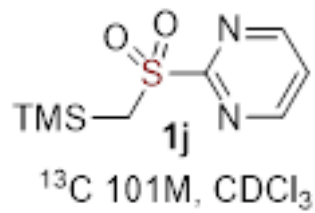
—158.54

—123.57

77.54
77.22
76.90

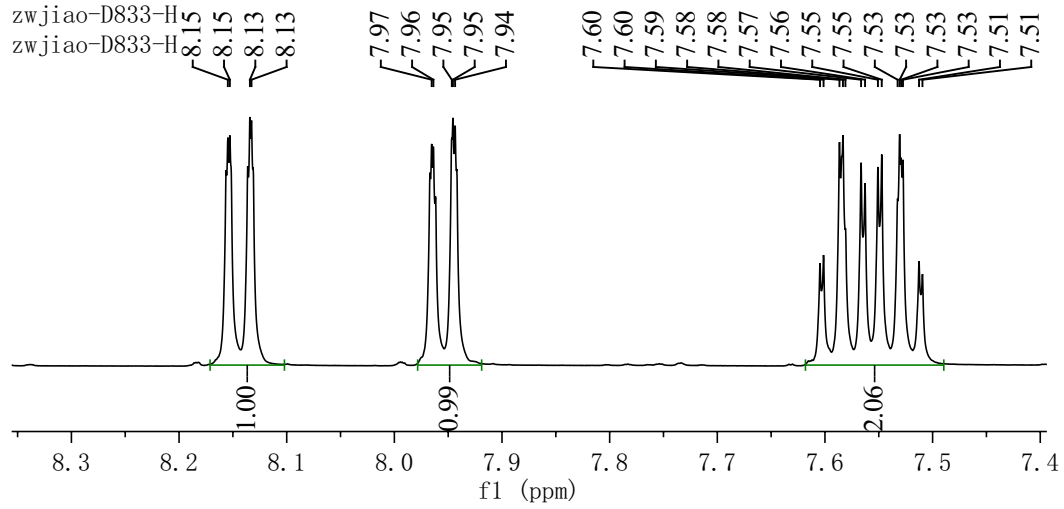
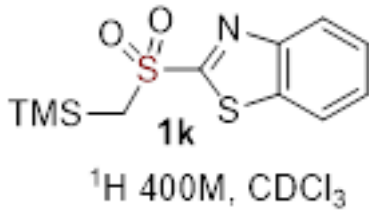
—41.88

0.67



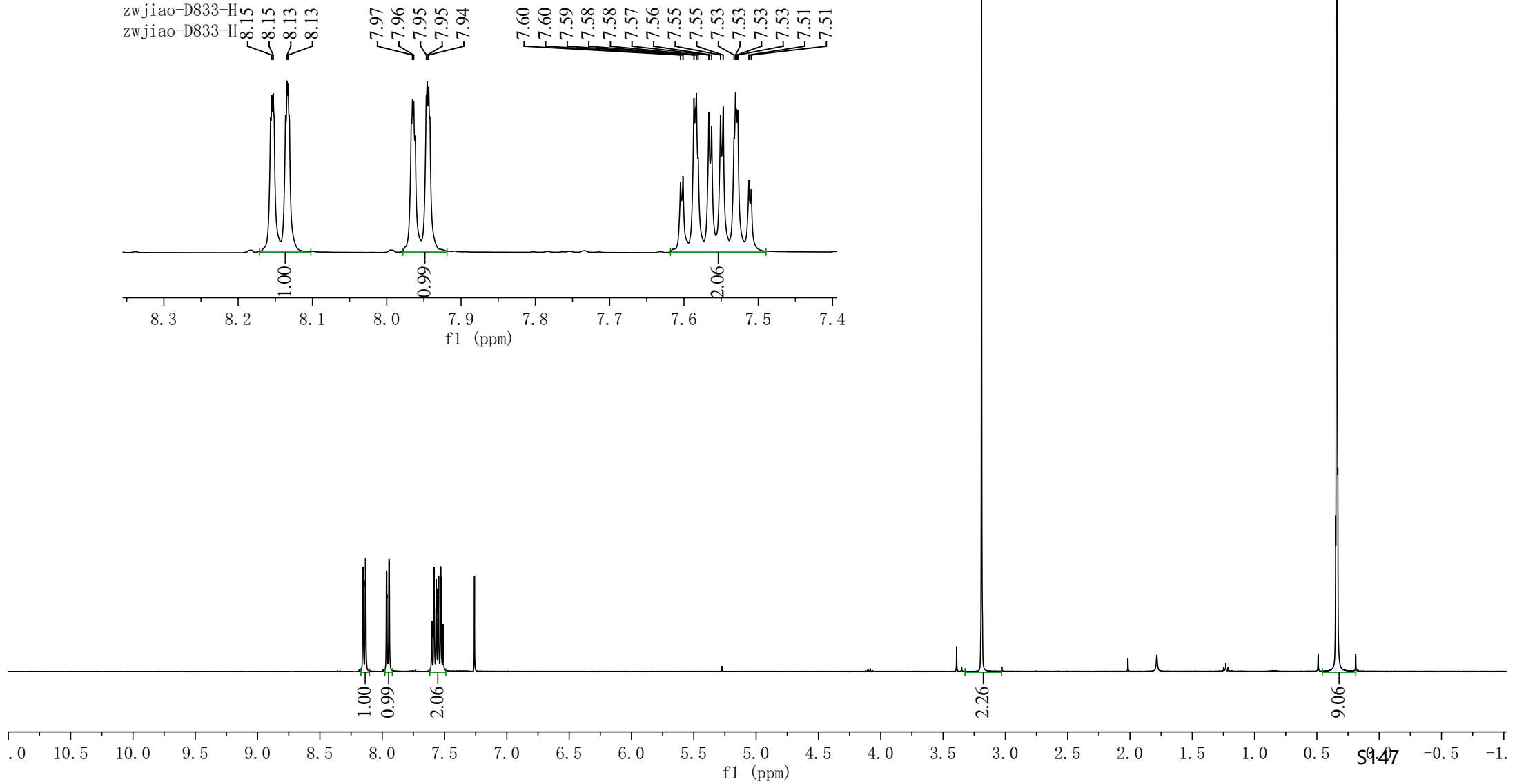
zwjiao-D833-H
zwjiao-D833-H

8.15
8.15
8.13
8.13
7.97
7.96
7.95
7.95
7.94
7.60
7.60
7.59
7.58
7.58
7.57
7.56
7.55
7.55
7.53
7.53
7.53
7.53
7.51
7.51
7.26



—3.19

0.34



zwjiao-D833-C-1
zwjiao-D833-C

—169.19

—152.46

—136.53

127.78

127.52

125.16

122.40

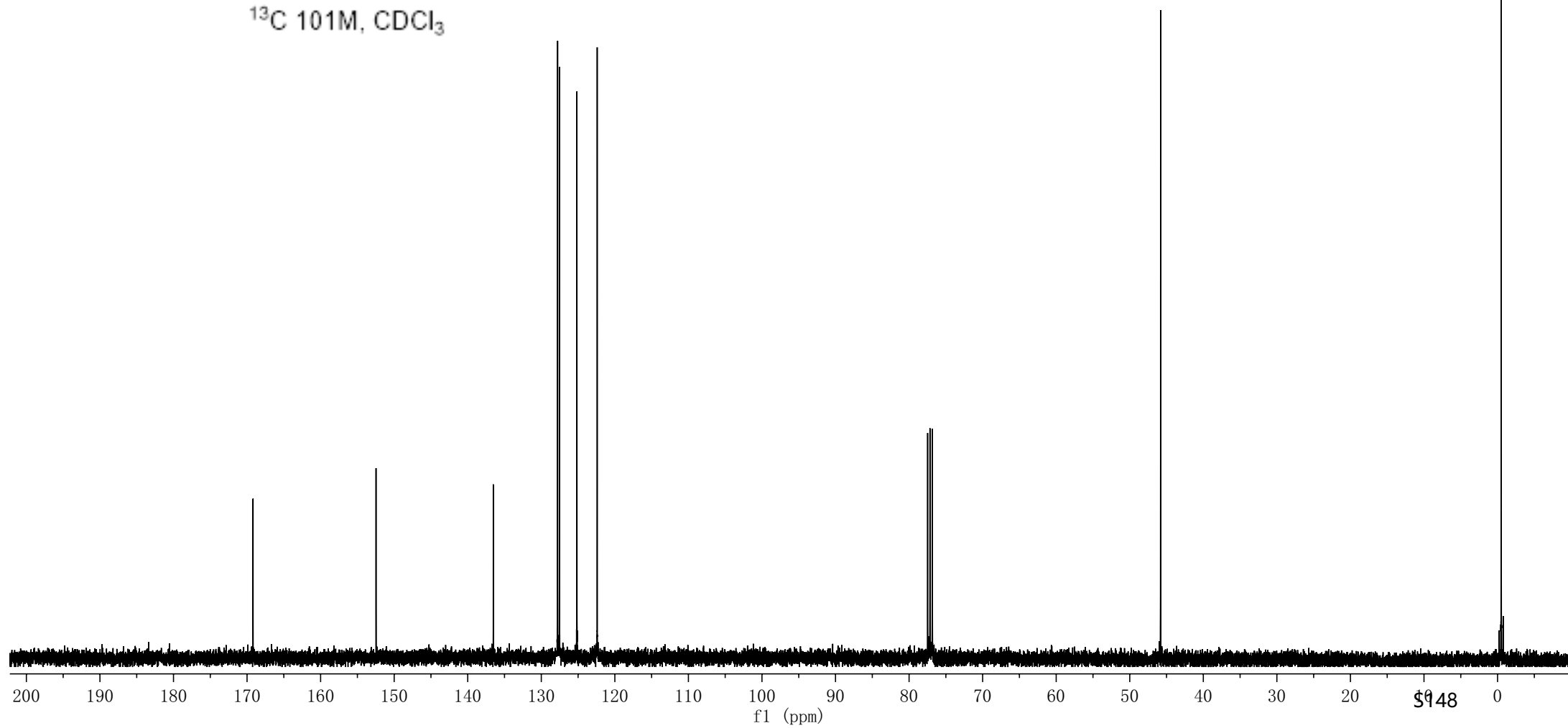
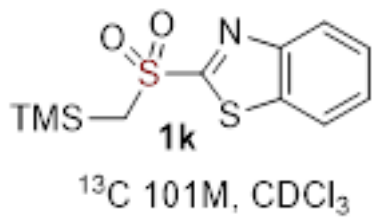
77.48

77.16

76.84

—45.81

0.50



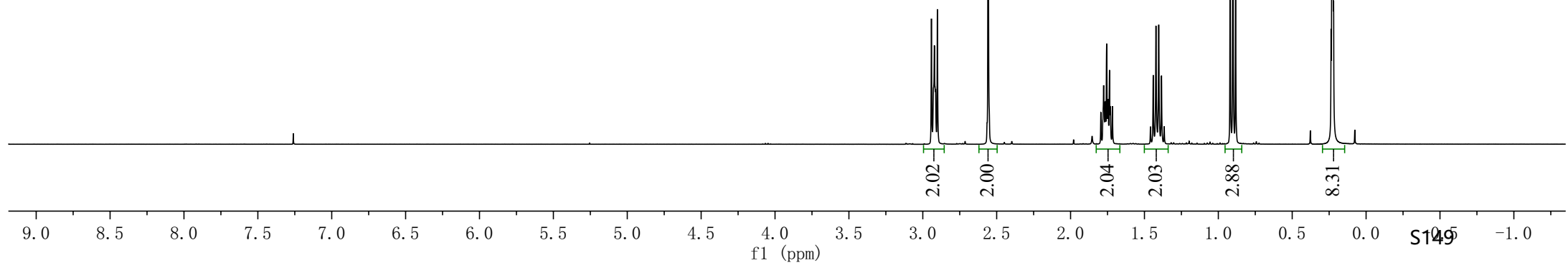
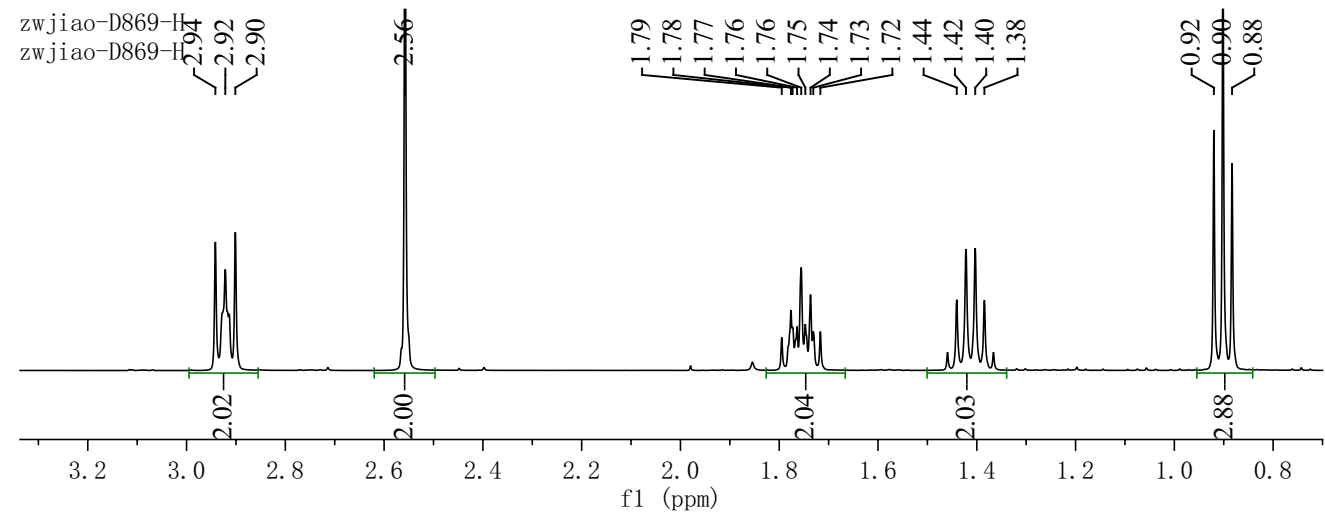
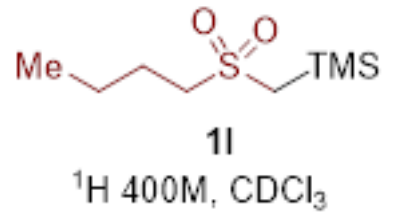
5948

zwjiao-D869-H
zwjiao-D869-H

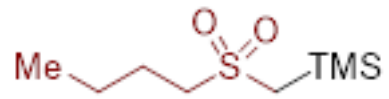
—7.26

2.94
2.92
2.90
—2.56

1.78
1.76
1.75
1.74
1.44
1.42
1.40
1.38
0.92
0.90
0.88



zwjiao-D869-C
zwjiao-D869-C



11

¹³C 101M, CDCl₃

77.48
77.16
76.84

57.06

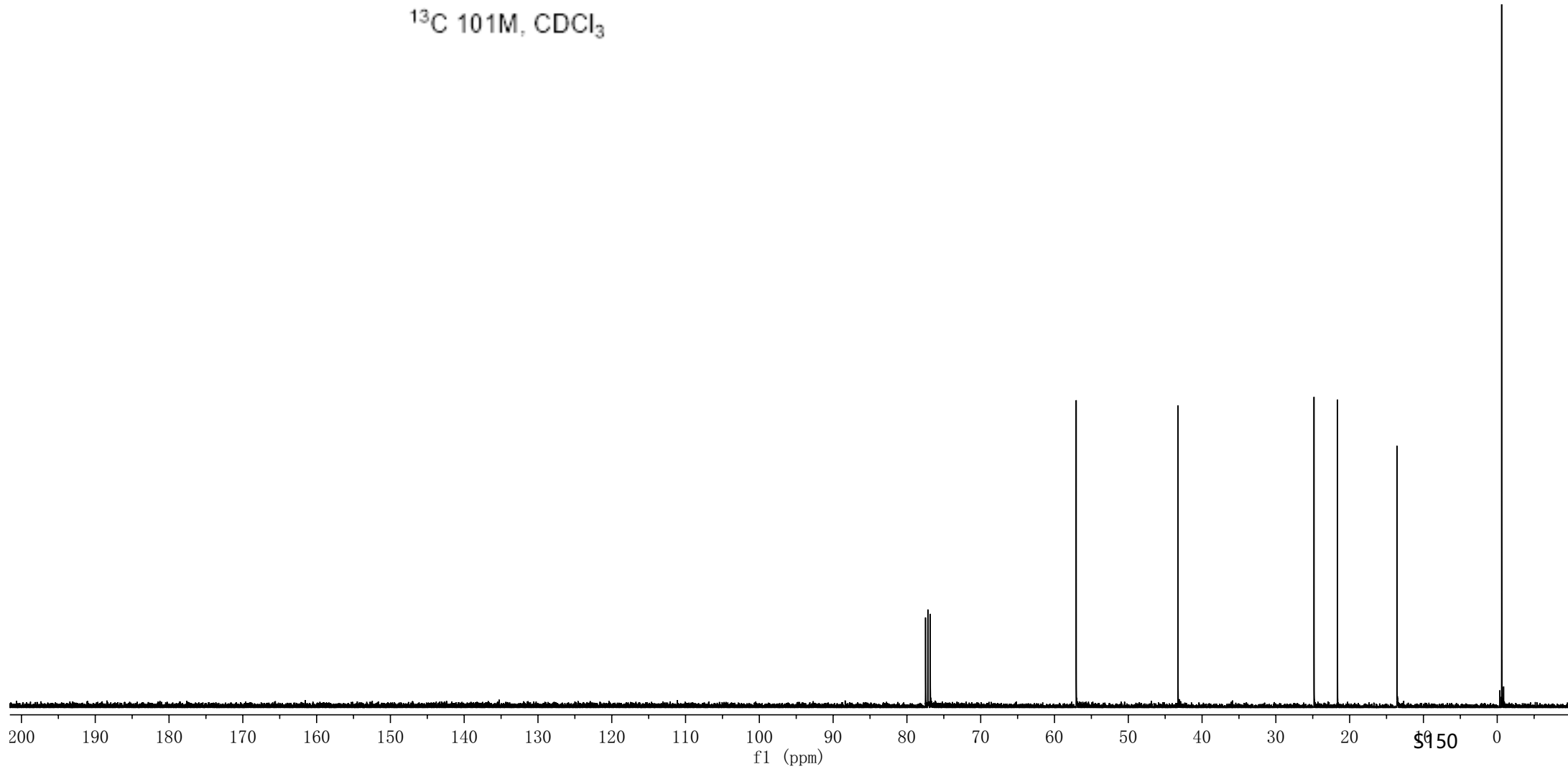
43.27

24.83

21.65


13.59

-0.60



zwjiao-D887-H
zwjiao-D887-H

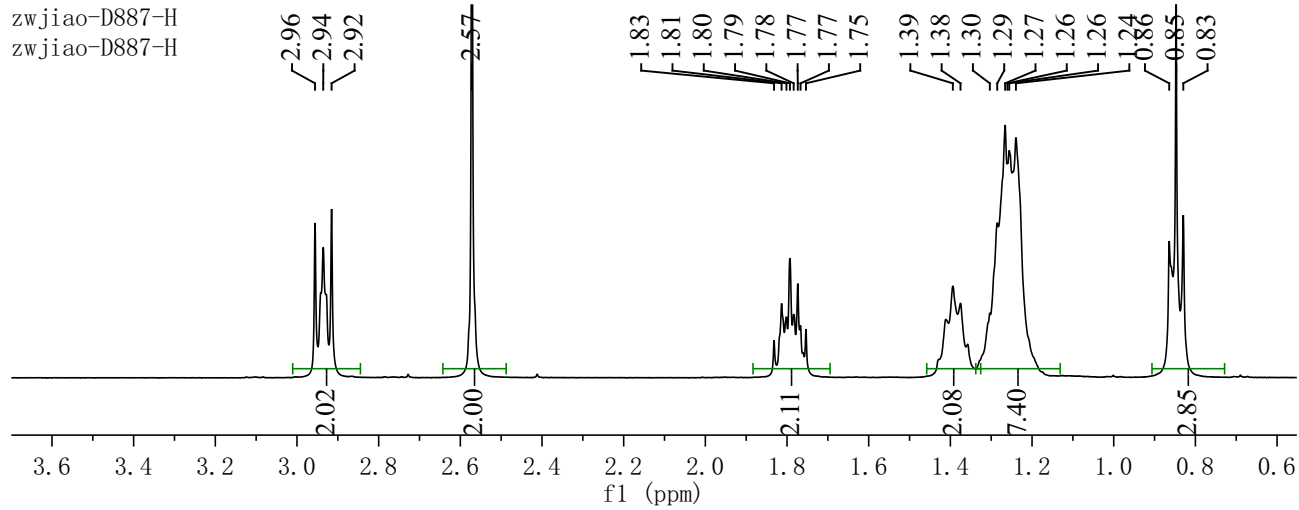
—7.26



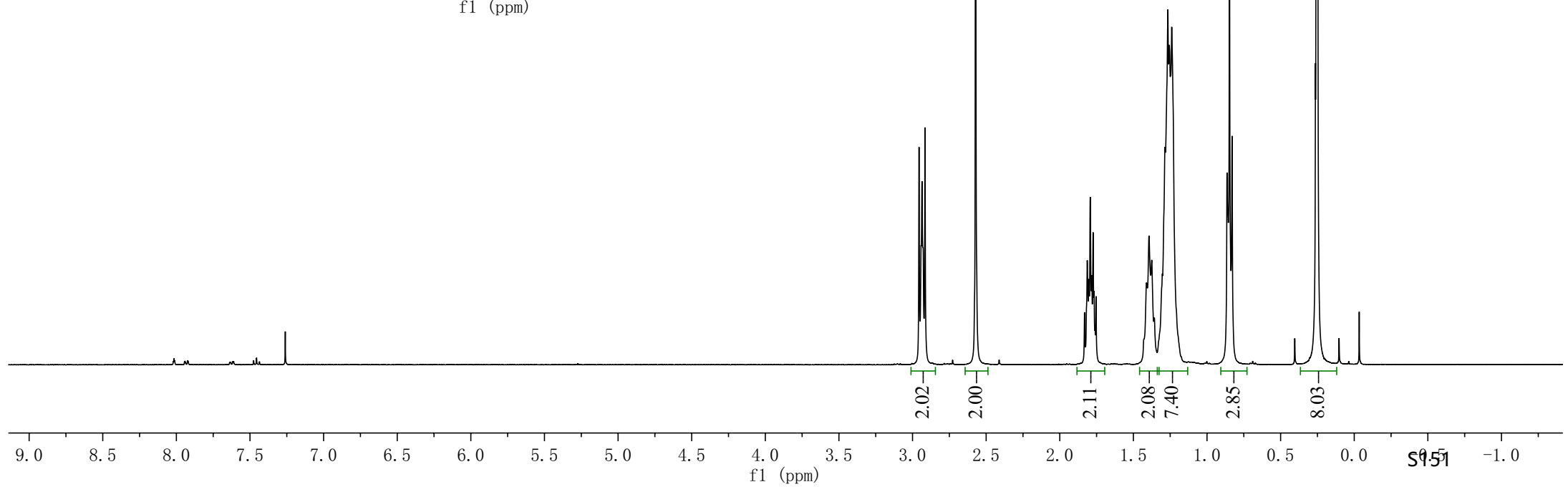
1m

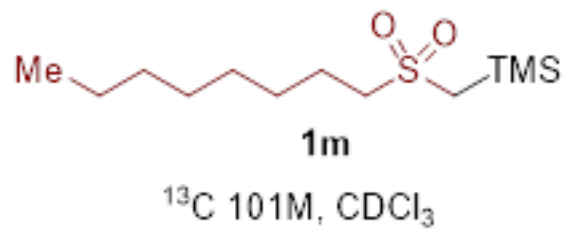
^1H 400M, CDCl_3

2.96
2.94
2.92
2.57
1.81
1.80
1.79
1.78
1.77
1.77
1.27
1.26
1.24
0.86
0.85
0.83

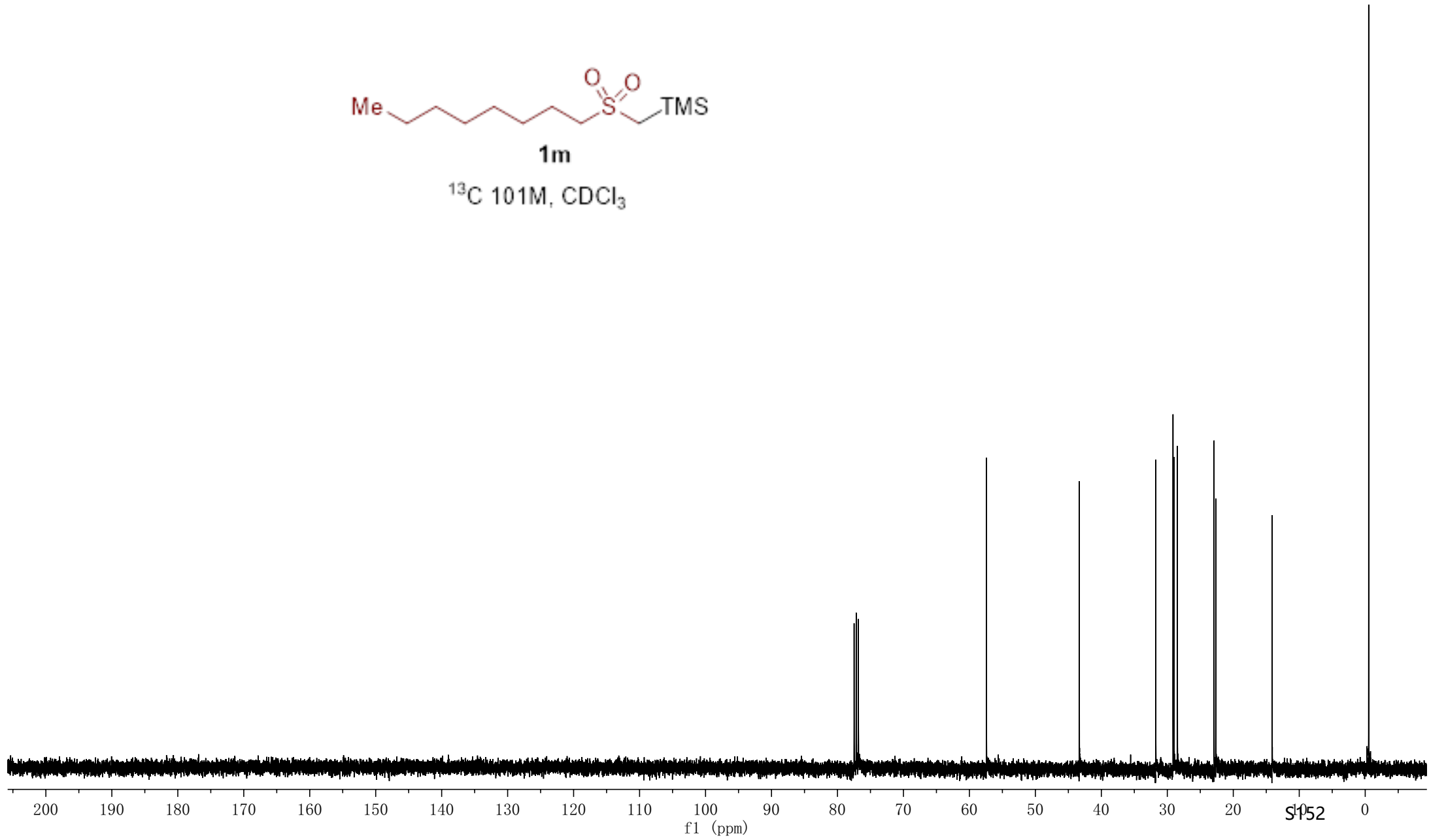


zwjiao-D887-H
zwjiao-D887-H

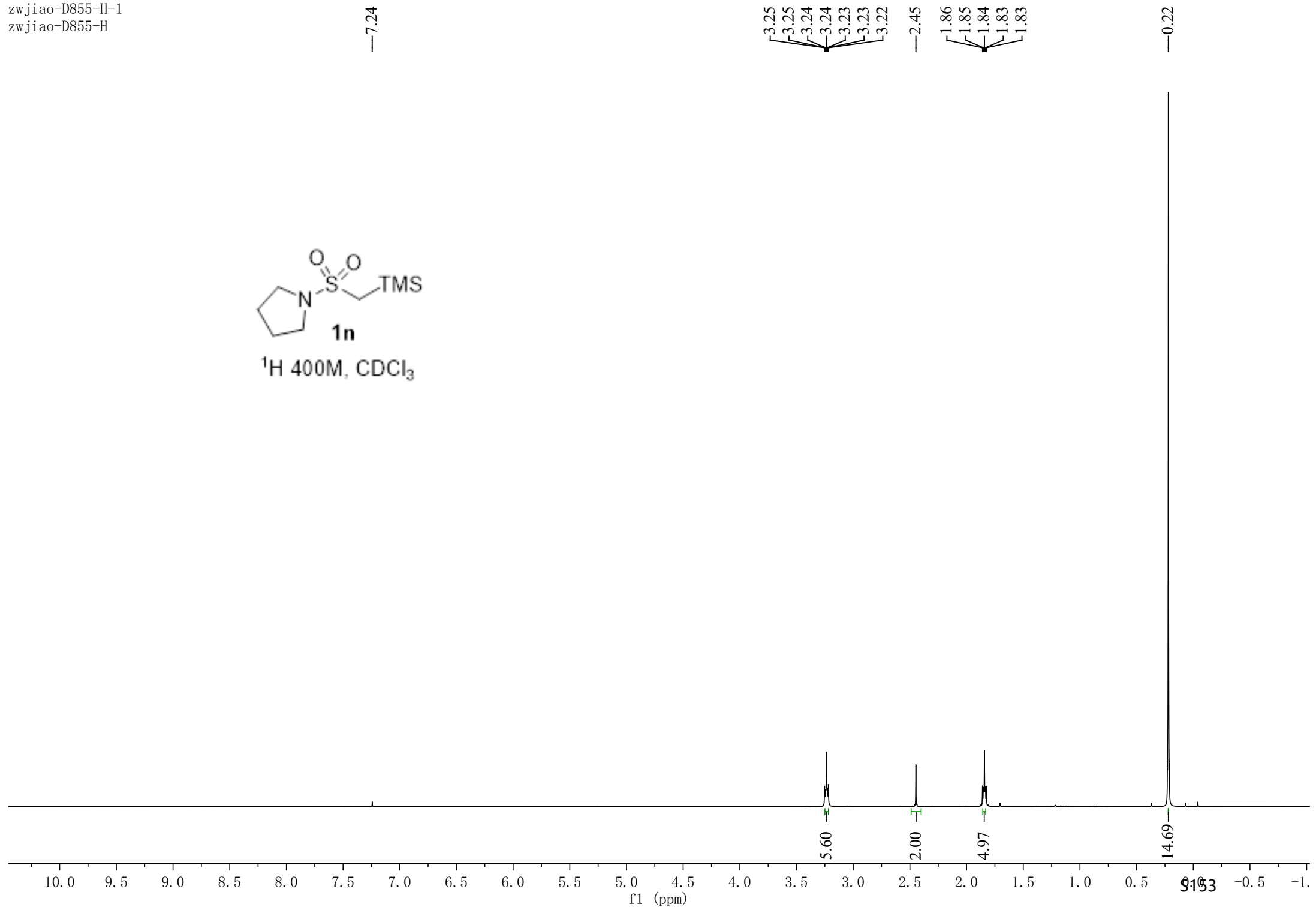
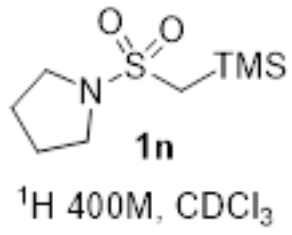




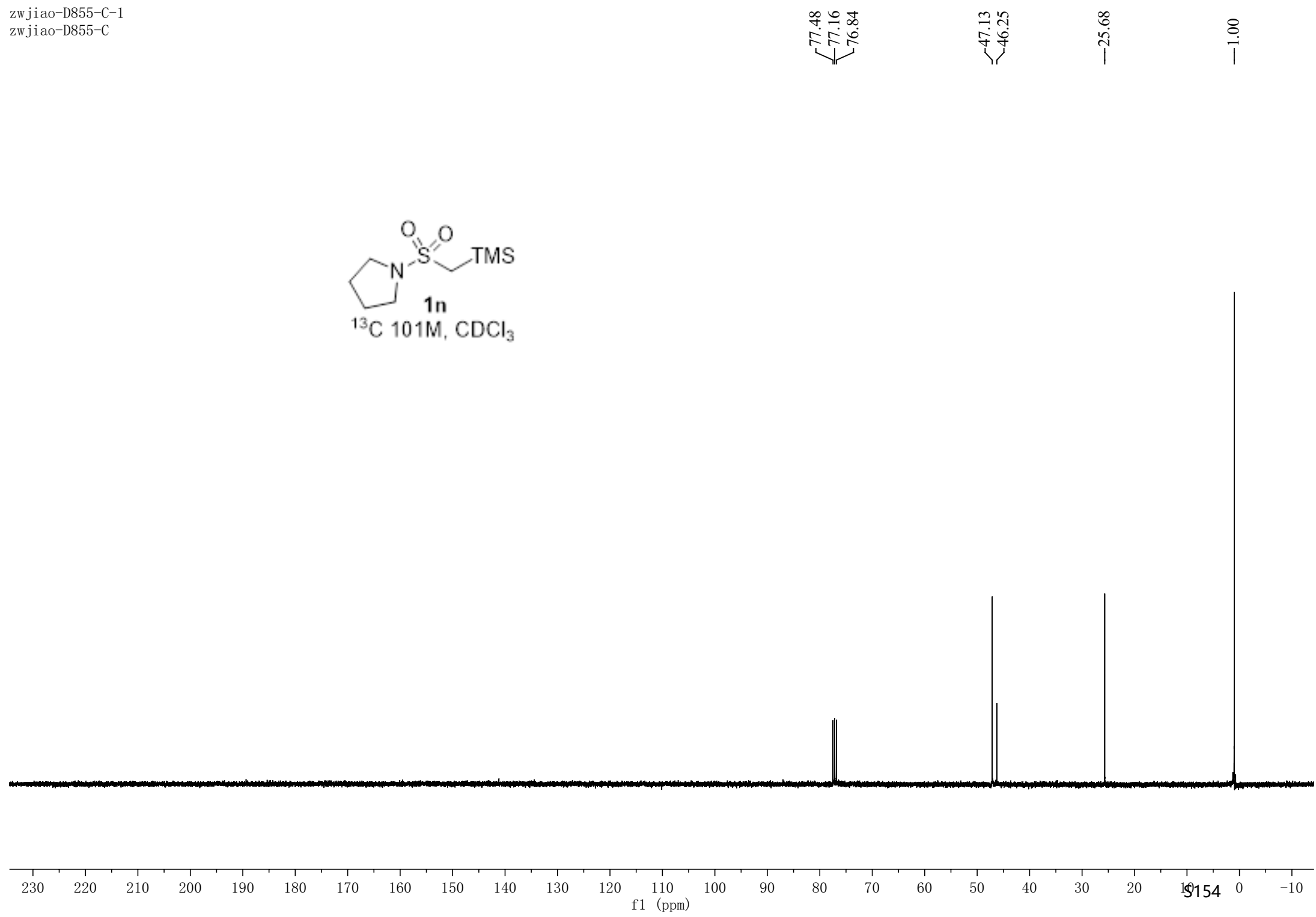
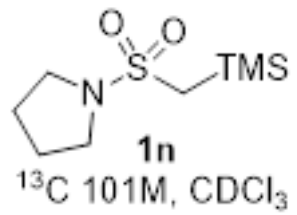
77.48
77.16
76.84
—57.42
—43.35
31.76
29.13
29.00
28.47
22.91
22.64
—14.12
—0.53



zwjiao-D855-H-1
zwjiao-D855-H



zwjiao-D855-C-1
zwjiao-D855-C



zwjiao-D888-2-H
zwjiao-D888-2-H

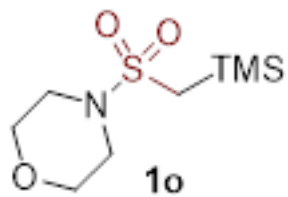
—7.26

3.76
3.75
3.74

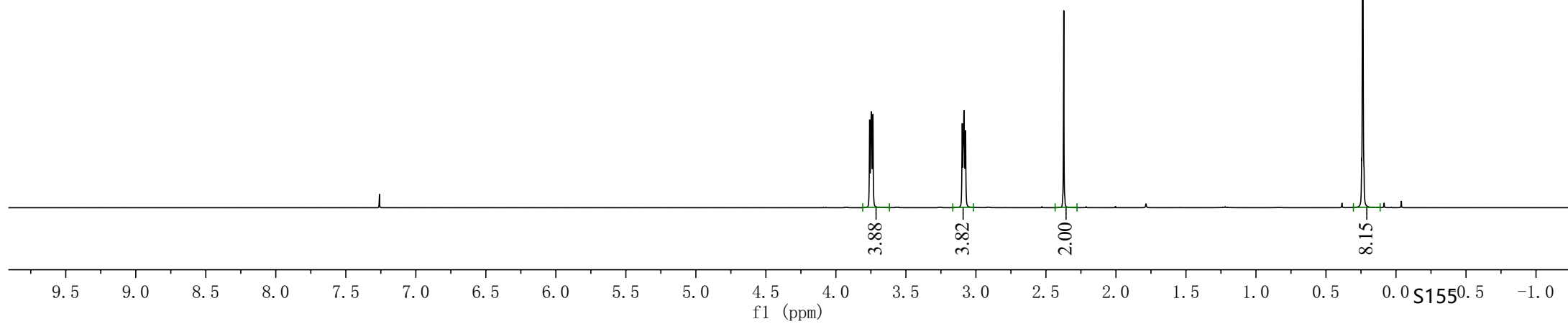
3.10
3.09
3.07

—2.37

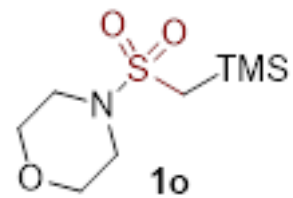
—0.24



¹H 400M, CDCl₃

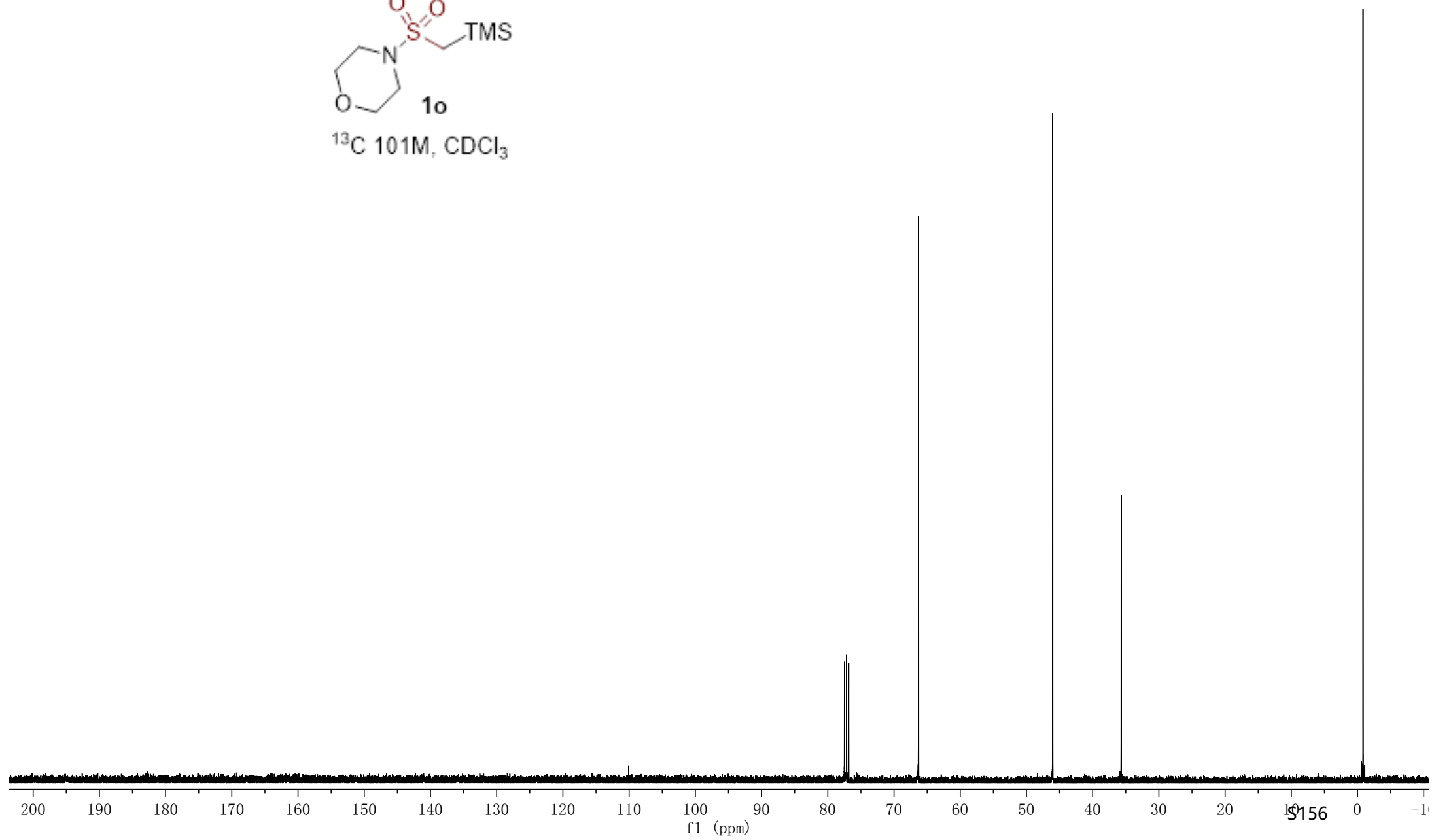


zwjiao-D888-2-C
zwjiao-D888-2-C

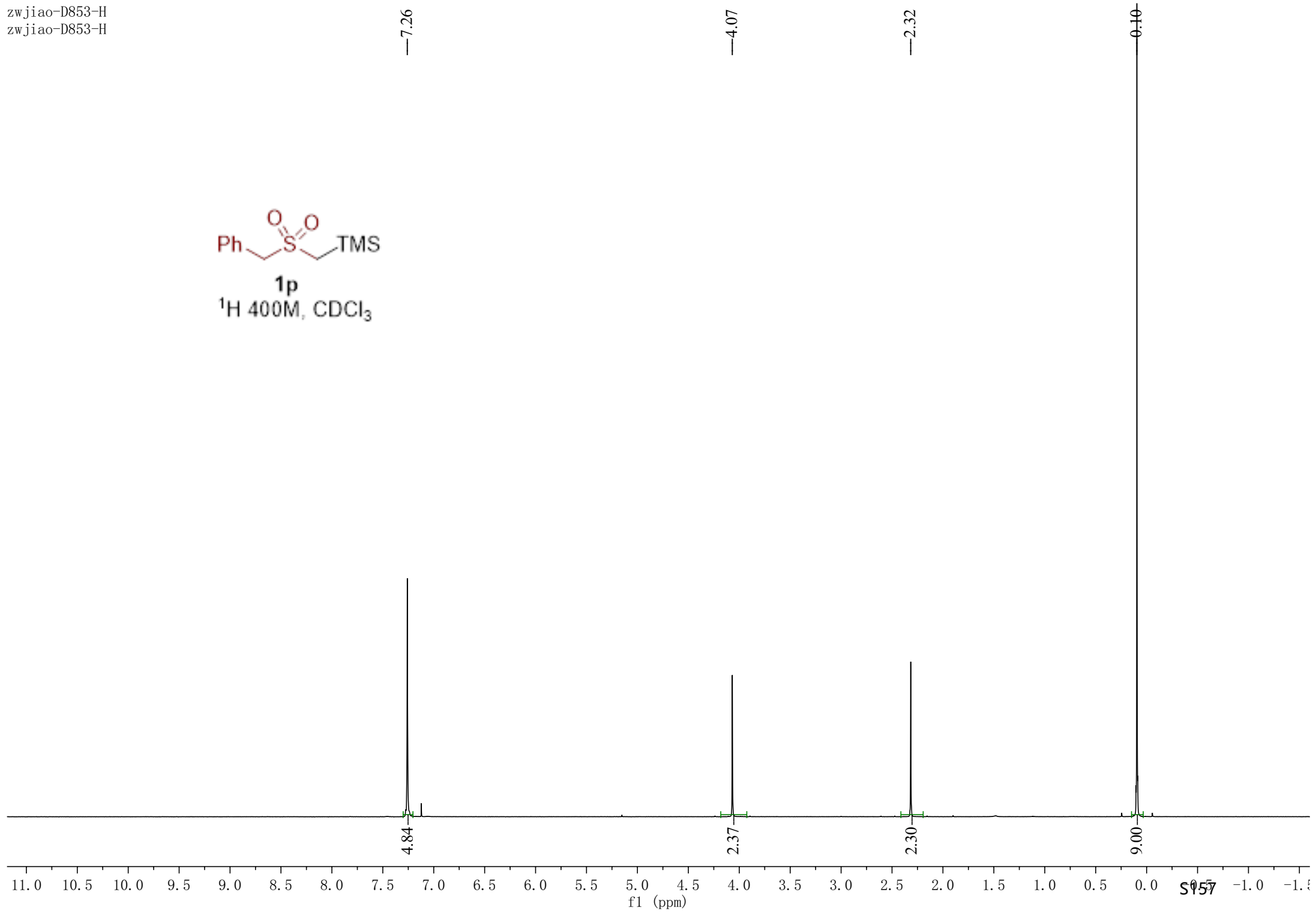
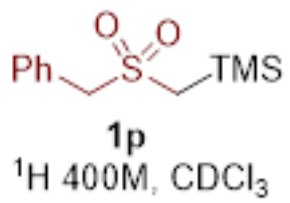


^{13}C 101M, CDCl_3

77.48
77.16
76.84
66.29
46.03
35.69
-0.83



zwjiao-D853-H
zwjiao-D853-H



zwjiao-D853-C
zwjiao-D853-C

130.66
129.43
129.08
128.92

77.48
77.16
76.84

63.77

41.86

-0.48

