

Supporting Information

**Boosting ultrahigh initial Coulombic efficiency of porous  
carbon anode for sodium-ion batteries via in-situ fabricating  
passivation interface**


Minghao Zhang,<sup>a</sup> Yu Li,<sup>a</sup> Feng Wu,<sup>a, b</sup> Zhaohua Wang,<sup>a</sup> Ying Bai,<sup>\*, a</sup> Chuan Wu<sup>\*, a, b</sup>

*a Beijing Key Laboratory of Environmental Science and Engineering, School of Materials  
Science and Engineering, Beijing Institute of Technology, Beijing 100081, PR China*

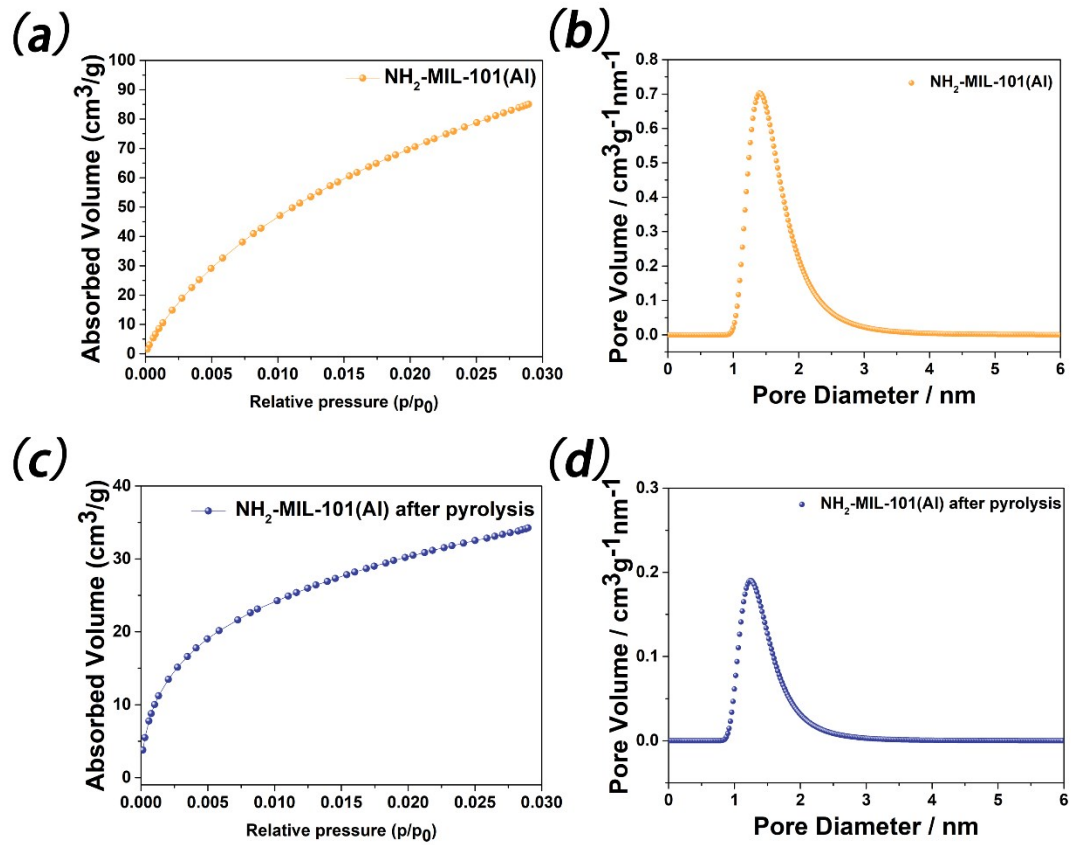
*b Collaborative Innovation Center of Electric Vehicles in Beijing, Beijing 100081, PR China*

\*corresponding authors: membrane@bit.edu.cn (Y. Bai), chuanwu@bit.edu.cn (C.

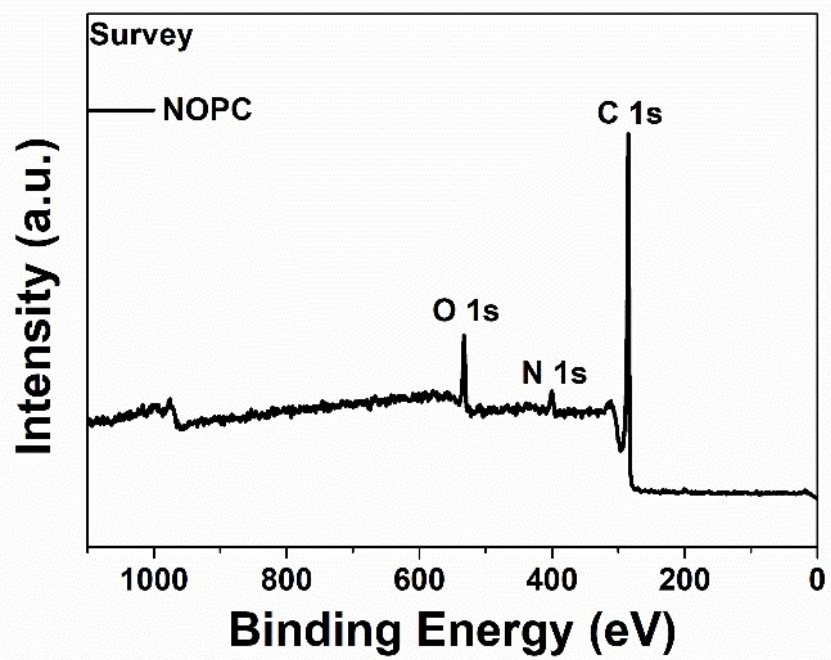
Wu)



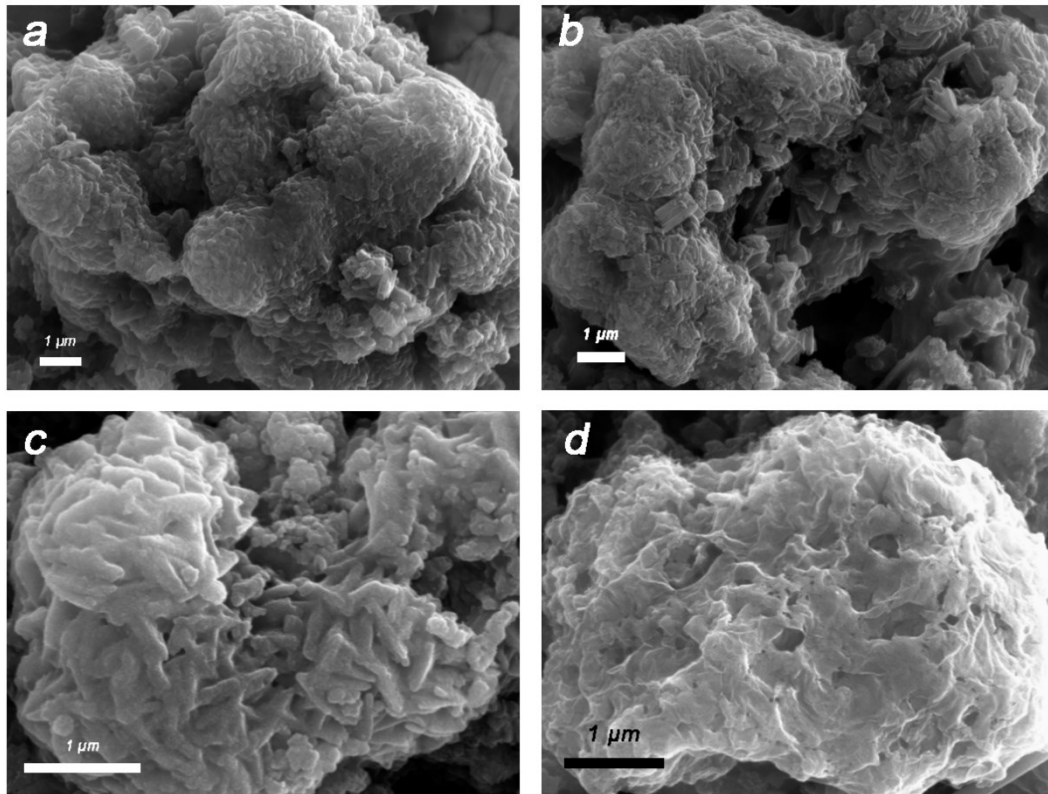
**Figure S1** the SEM image of the NH<sub>2</sub>-MIL-101(Al)



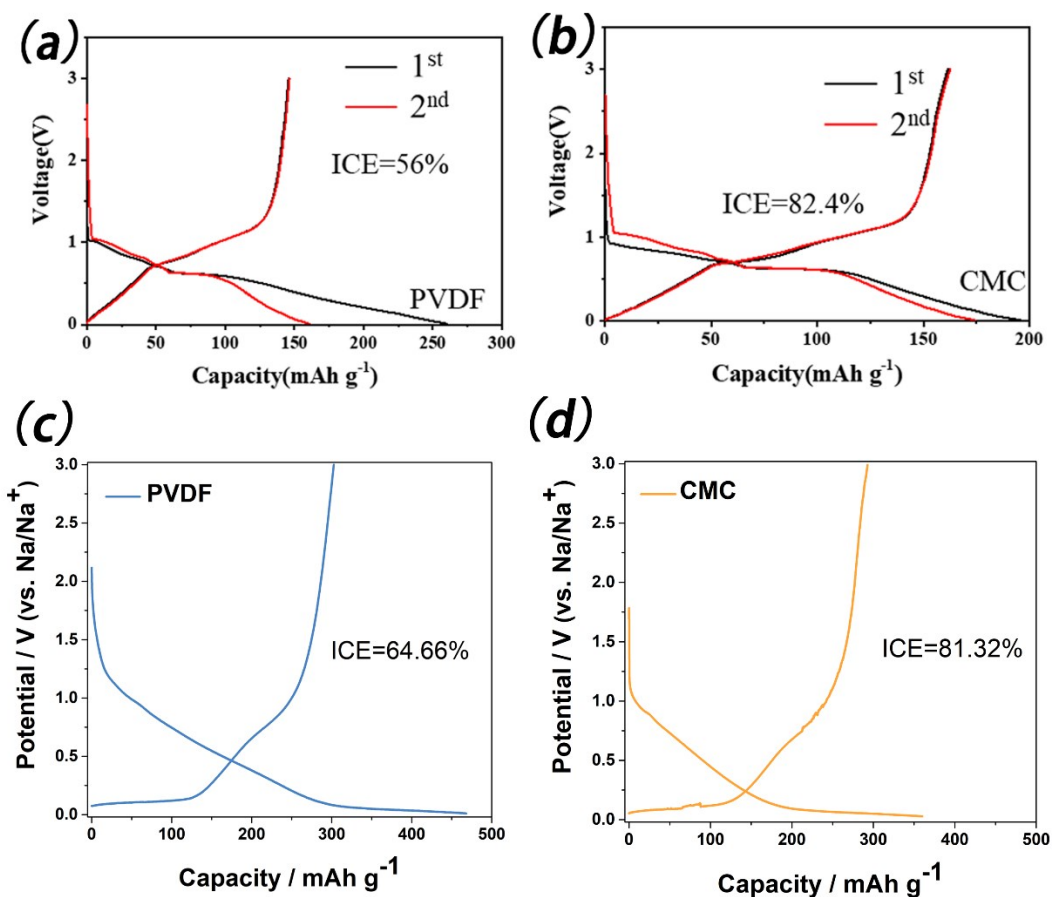
**Figure S2** the carbon dioxide adsorption isotherms and the pore size distribution of (a)(b) NH<sub>2</sub>-MIL-101(Al) and (c)(d) NH<sub>2</sub>-MIL-101(Al) after pyrolysis



**Figure S3** the survey spectrum of NOPC



**Figure S4** (a) the SEM images of NOPC-CMC before 1000 cycles (b) the SEM images of NOPC-PVDF before 1000 cycles (c) the SEM images of NOPC-CMC after 1000 cycles (d) the SEM images of NOPC-PVDF after 1000 cycles



**Figure S5** (a) Galvanostatic charge/discharge profiles of graphite-PVDF electrode at 50 mA g<sup>-1</sup> (b) Galvanostatic charge/discharge profiles of graphite-CMC electrode at 50 mA g<sup>-1</sup> (c) Galvanostatic charge/discharge profiles of hard carbon-PVDF electrode at 50 mA g<sup>-1</sup> (d) Galvanostatic charge/discharge profiles of hard carbon-CMC electrode at 50 mA g<sup>-1</sup>

Table S1 Comparison of NOPC versus Other Porous Carbons

Samples	ICE (%)	Electrolyte	Initial capacity (mAh g <sup>-1</sup> )	Current density (A g <sup>-1</sup> )	capacity retention ratio
NOPC-CMC (this work)	90%	Ether	213.9	10	90% after 1000 cycles
SNMHCSs <sup>1</sup>	29%	ESter	144	20	125% after 7000 cycles
SPC <sup>2</sup>	27%	ESter	142	10	89.1% after 10000 cycles
MAC-600 <sup>3</sup>	~25%	ESter	~180	10	~116% after 7000 cycles
SPC <sup>4</sup>	22.40%	ESter	215.7	0.2	80.5% after 500 cycles
NEGO <sup>5</sup>	72.08%	Ether	215	10	~65% after 5000 cycles
rGO <sup>6</sup>	74.6%	Ether	332.2	1	75.2% after 1000 cycles
HC <sup>7</sup>	85.9%	Ether	218	1	90% after 2000 cycles

## References

- 1 D. Ni, W. Sun, Z. Wang, Y. Bai, H. Lei, X. Lai and K. Sun, *Adv. Energy Mater.*, 2019, **9**, 1900036.
- 2 J. Qian, F. Wu, Y. Ye, M. Zhang, Y. Huang, Y. Xing, W. Qu, L. Li and R. Chen, *Adv. Energy Mater.*, 2018, **8**, 1703159.
- 3 G. Wang, M. Shao, H. Ding, Y. Qi, J. Lian, S. Li, J. Qiu, H. Li and F. Huo, *Angew. Chemie Int. Ed.*, 2019, **58**, 13584–13589.
- 4 X. Shi, Y. Chen, Y. Lai, K. Zhang, J. Li and Z. Zhang, *Carbon*, 2017, **123**, 250–258.
- 5 M. Hu, H. Zhou, X. Gan, L. Yang, Z.-H. Huang, D.-W. Wang, F. Kang and R. Lv, *J. Mater. Chem. A*, 2018, **6**, 1582–1589.
- 6 J. Zhang, D.-W. Wang, W. Lv, S. Zhang, Q. Liang, D. Zheng, F. Kang and Q.-H. Yang, *Energy Environ. Sci.*, 2017, **10**, 370–376.
- 7 Y. He, P. Bai, S. Gao and Y. Xu, *ACS Appl. Mater. Interfaces*, 2018, **10**, 41380–41388.