

Supporting Information

Transition metal halides derived phase transition from Cs_4PbCl_6 to $\text{CsPb}_x\text{M}_{1-x}\text{X}_3$ for bright white light-emitting diodes

Wenbin Shi,^a Xiao Zhang,^{b*} Hsueh Shih Chen,^c Katarzyna Matras-Postolek,^d Ping Yang^{a*}

^aSchool of Material Science and Engineering, University of Jinan, Jinan, 250022, PR China. E-mail: mse_yangp@ujn.edu.cn

^bW/A School of Mines: Minerals, Energy and Chemical Engineering, Curtin University, Perth WA6845, Australia. E-mail: xiao.zhang7@postgrad.curtin.edu.au

^cDepartment of Materials Science & Engineering, National Tsing Hua University, Hsinchu City, 300, Taiwan.

^dChemical Engineering and Technology, Cracow University of Technology, Warszawska 24 St. 31-155 Krakow, Poland

Table S1. Photoluminescence quantum yield of MX_2 salt treated Cs_4PbCl_6 samples.

Sample	PLQY (%)
$\text{Cs}_4\text{PbCl}_6+\text{ZnCl}_2$	74.2
$\text{Cs}_4\text{PbCl}_6+\text{ZnBr}_2$	88.1
$\text{Cs}_4\text{PbCl}_6+\text{MnCl}_2$	56.8
$\text{Zn}:\text{CsPbCl}_3$	13.9
CsPbCl_3	2.3
CsPbBr_3	50.2

Table S2. Atomic ratio of ZnCl_2 treated Cs_4PbCl_6 NCs from XPS analysis

Sample	Cs	Pb	Zn	Cl
$\text{CsPb}_x\text{Zn}_{1-x}\text{Cl}_3$	1.79	1.58	0.26	10.15

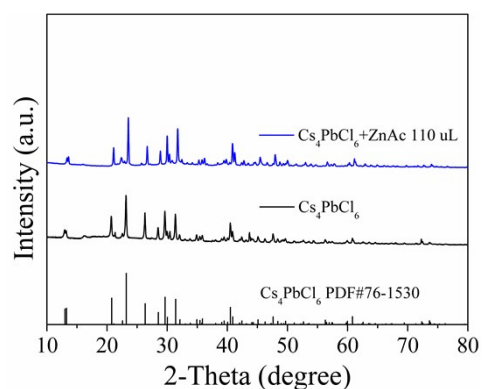
Table S3. Lifetime parameters and PLQYs of samples.

Sample	τ_{ave} (ns)	PLQYs (%)	Γ_{rad} (μS^{-1})	$\Gamma_{non-rad}$ (μS^{-1})
Cs ₄ PbCl ₆ +ZnCl ₂ 10 uL	20.5	52.6	20.7	23.1
Cs ₄ PbCl ₆ +ZnCl ₂ 30 uL	23.4	56.8	24.2	18.4
Cs ₄ PbCl ₆ +ZnCl ₂ 50 uL	25.1	64.1	25.5	14.3
Cs ₄ PbCl ₆ +ZnCl ₂ 80 uL	26.5	70.3	26.5	11.2
Cs ₄ PbCl ₆ +ZnCl ₂ 110 uL	27.7	74.2	26.8	9.3
Cs ₄ PbCl ₆ +ZnBr ₂ 10 uL	5.2	8.3	15.9	17.6
Cs ₄ PbCl ₆ +ZnBr ₂ 30 uL	5.4	10.2	18.8	16.6
Cs ₄ PbCl ₆ +ZnBr ₂ 50 uL	6.2	15.5	25.1	13.6
Cs ₄ PbCl ₆ +ZnBr ₂ 80 uL	16.5	78.5	47.5	13.0
Cs ₄ PbCl ₆ +ZnBr ₂ 110 uL	21.3	88.1	41.4	5.6
Cs ₄ PbCl ₆ +MnCl ₂ 10 uL	7.4	13.2	17.8	117.3
Cs ₄ PbCl ₆ +MnCl ₂ 30 uL	9.4	18.8	20.0	86.3
Cs ₄ PbCl ₆ +MnCl ₂ 50 uL	10.9	25.6	23.4	68.2
Cs ₄ PbCl ₆ +MnCl ₂ 80 uL	13.5	35.5	26.4	48.8
Cs ₄ PbCl ₆ +MnCl ₂ 110 uL	16.9	56.8	33.6	25.6

The radiative and non-radiative recombination rates were estimated as follows:

$$\Gamma_{rad} = \text{PLQYs}/\tau_{ave} \quad (1)$$

$$\Gamma_{non-rad} = (1-\text{PLQYs})/\tau_{ave} \quad (2)$$

**Fig. S1** XRD patterns of ZnAc/hexane solution treated Cs₄PbCl₆ NCs.

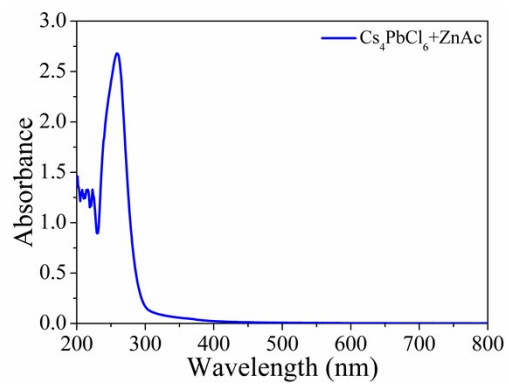


Fig. S2 Absorption spectra of ZnAc/hexane solution treated Cs_4PbCl_6 .




Fig. S3 Photograph of the ZnBr/hexane solution treated Cs_4PbCl_6 under an irradiation of a 365 nm UV lamp.