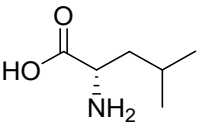
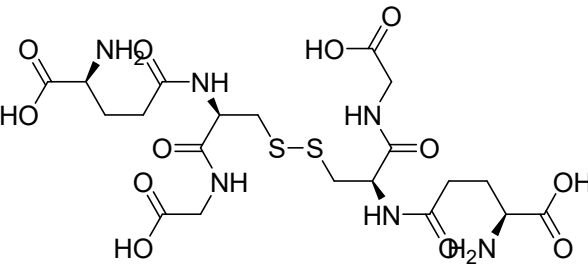
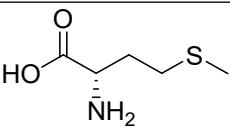
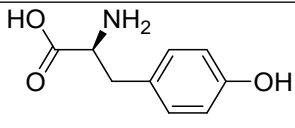
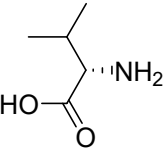
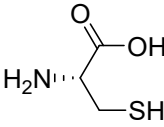
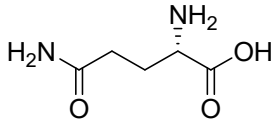


Supporting Information

| | |
|---|---|
|  <p>Leucine</p> |  <p>Methionine</p> |
|  <p>Glycine</p> |  <p>Tyrosine</p> |
|  <p>Valine</p> |  <p>Cysteine</p> |
|  <p>Glutamine</p> | |
| <p>Scheme S1: Chemical structures of some amino acids.</p> | |

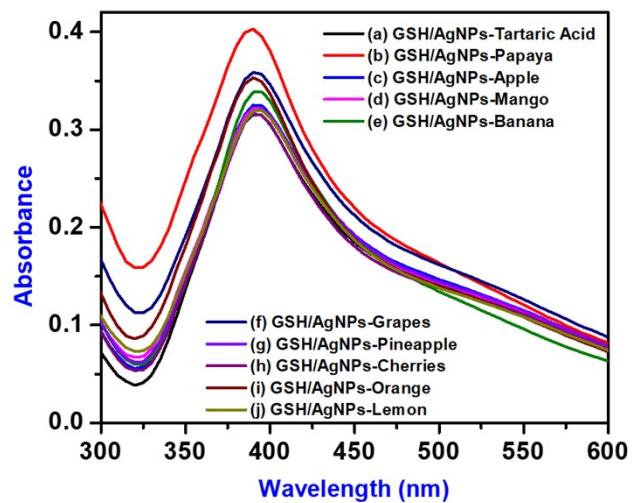


Fig. S1. UV-Vis spectra of GSH/AgNPs with different fruit samples.