

Supplementary information for:
**Phase Transformation of Calcium Carbonate in
Acetonitrile/H₂O Mixed Solvents: Effect of Water Content and
Dielectric Constant**

Wenwu Zou,^{ab} Zhenze Xie^{ac} Chang Du^{* abc}

^a School of Materials Science and Engineering, South China University of Technology, Guangzhou, 510641, China;

^b National Engineering Research Center for Tissue Restoration and Reconstruction, South China University of Technology, Guangzhou, 510006, China;

^c Key Laboratory of Biomedical Materials and Engineering of the Ministry of Education, South China University of Technology, Guangzhou 510006, China.

* Corresponding author, E-mail: duchang@scut.edu.cn.




Figure s1 SEM images of calcium carbonate crystals formed in 80%, 90% and 95% Ace (v/v) mixed solvents, reaction time = 1 d; (b), (d) and (f) are local enlarged diagrams of (a), (c) and (e) respectively.




Figure s2 SEM images of calcium carbonate crystals formed in 80%, 90% and 95% Ace (v/v) mixed solvents, reaction time = 3 d; (b), (d) and (f) are local enlarged diagrams of (a), (c) and (e) respectively.




Figure s3 SEM images of ACC with hollow structure formed in 95% Ace (v/v) mixed solvents, reaction time = 3 h.