

Theoretical Study on Hydrogen Transfer in the Dissociation of Dimethyl Disulfide Radical Cation

Yuan-Yuan Cheng,^{*a} Cheng-Xing Cui^{*b}

^a *Jiangxi Key Laboratory for Mass Spectrometry and Instrumentation, East China University of Technology, Nanchang, China. E-mail: cyy@ecut.edu.cn.*

^b *Department of Chemistry and Chemical Engineering, Henan Institute of Science and Technology, Xinxiang, China. E-mail: chengxingcui@hist.edu.cn.*

Table S1 For each pathway, the involved sub-steps, free energy barriers of the rate-determining steps and sub-steps, and reaction free energy changes of sub-steps. The names and mechanisms of ten HT processes. Here, sub-steps going through transition states are all HT processes. The unit of energy is kcal•mol⁻¹.

Pathway for R	Sub-step	Free energy barrier		Reaction free energy		HT name	HT mechanism
		RDS	Sub-step	change			
				Sub-step			
a	R → TS1 → Int1	52.5	52.5	23.1	1,3-C,S-HT	HAT	
	Int1 → P1/P2		-	20.5/21.8	-	-	
	R → TS1 → Int1		52.5	23.1	1,3-C,S-HT	HAT	
b	Int1 → Int2	52.5	-	-2.3	-	-	
	Int2 → TS2 → Int4		18.4	-9.7	1,3-S,S-HT	HAT	
	Int4 → P3		-	33.3	-	-	
c	R → TS1 → Int1	52.5	52.5	23.1	1,3-C,S-HT	HAT	
	Int1 → Int2		-	-2.3	-	-	
	Int2 → TS3 → Int5a		30.6	18.0	1,4-C,S-HT	HAT	
d	Int5a → P4		-	14.7	-	-	
	R → TS1 → Int1		52.5	23.1	1,3-C,S-HT	HAT	
	Int1 → Int3	52.5	-	11.3	-	-	
Int3 → TS4 → Int5b	15.1		4.4	1,1'-C,S-HT	HAT		
e	Int5b → P4		-	14.7	-	-	
	R → TS5 → Int6	63.4	63.4	40.0	1,2-C,S-HT	HAT	
	Int6 → P3		-	4.4	-	-	

Pathway for R-w	Sub-step	Free energy barrier		Reaction free energy		HT name	HT mechanism
		RDS	Sub-step	change			
				Sub-step			
a-w	R-w → TS1-w → Int1-w	38.0	38.0	21.0	1,3-C,S-HT	cE2PT	
	Int1-w → P1-w /P2-w		-	27.4/13.2	-	-	

b-w	R-w → TS1-w → Int1-w		38.0	21.0	1,3-C,S-HT	cE2PT
	Int1-w → Int2-w		-	-7.5	-	-
	Int2-w → TS2-w → Int4-w	38.0	22.3	-3.0	1,3-S,S-HT	HAT
	Int4-w → P3-w		-	24.3	-	-
c-w	R-w → TS1-w → Int1-w		38.0	21.0	1,3-C,S-HT	cE2PT
	Int1-w → Int2-w		-	-7.5	-	-
	Int2-w → TS3-w → Int5a-w	43.0	29.5	17.3	1,4-C,S-HT	HAT
	Int5a-w → P4-w		-	13.1	-	-
d-w	R-w → TS1-w → Int1-w		38.0	21.0	1,3-C,S-HT	cE2PT
	Int1-w → Int3-w		-	10.1	-	-
	Int3-w → TS4-w → Int5b-w	47.4	16.3	0.9	1,1'-C,S-HT	HAT
	Int5b-w → P4-w		-	11.9	-	-
e-w	R-w → TS5-w → Int6-w	43.7	43.7	31.6	1,2-C,S-HT	cE2PT
	Int6-w → P3-w		-	3.2	-	-

Table S2 The calculated NPA charge- and Hirshfeld spin-population of key moieties at transition states of all the ten HTs. The labels of atoms can be seen in Fig. 1 and 2.

	TS1 (1,3-C,S-HT in R)					TS1-w (1,3-C,S-HT in R-w)						
	H5	-C1H ₂	S3	S2	-C4H ₃	H9	H10	-C1H ₂	-OH11-	S3	S2	-C4H ₃
NPA charge	0.21	-0.05	0.50	0.27	0.06	0.54	0.46	-0.25	-0.27	0.15	0.33	0.04
Hirshfeld spin	0.04	0.56	0.31	0.07	0.03	0.06	0.01	0.58	0.04	0.02	0.30	0.01
	TS2 (1,3-S,S-HT in R)					TS2-w (1,3-S,S-HT in R-w)						
	H5	S3	S2	-C1H ₂ -	-C4H ₃	H10	S3	S2	-C1H ₂ -	-C4H ₃	H9OH11	
NPA charge	0.15	0.65	0.26	-0.15	0.08	0.18	0.67	0.21	-0.16	0.07	0.03	
Hirshfeld spin	0.01	0.31	0.64	0.02	0.02	0.01	0.35	0.59	0.02	0.03	0.00	
	TS3 (1,4-C,S-HT in R)					TS3-w (1,4-C,S-HT in R-w)						
	H6	-C4H ₂	S2	-S3H5-	-C1H ₂ -	H6	-C4H ₂	S2	-S3H10-	-C1H ₂ -	H9OH11	
NPA charge	0.13	-0.01	0.18	0.84	-0.14	0.13	-0.02	0.13	0.83	-0.15	0.08	
Hirshfeld spin	0.02	0.56	0.31	0.05	0.05	0.02	0.56	0.31	0.06	0.05	0.00	
	TS4 (1,1'-C,S-HT in R)					TS4-w (1,1'-C,S-HT in R-w)						
	H7	-C4H ₂	S2	-S3H5	-C1H ₂	H7	-C4H ₂	S2	-S3H10	-C1H ₂	H9OH11	
NPA charge	0.16	-0.13	0.44	0.39	0.13	0.16	-0.13	0.41	0.43	0.12	0.03	
Hirshfeld spin	0.04	0.49	0.10	0.20	0.18	0.04	0.45	0.14	0.19	0.19	0.00	
	TS5 (1,2-C,S-HT in R)					TS5-w (1,2-C,S-HT in R-w)						
	H8	-C1H ₂	S2	S3	-C4H ₃	H9	H11	-C1H ₂	-OH10-	S2	S3	-C4H ₃
NPA charge	0.28	0.03	0.43	0.23	0.04	0.55	0.53	-0.19	-0.21	0.19	0.12	0.01
Hirshfeld spin	0.01	0.68	0.24	0.07	0.00	0.05	0.02	0.67	0.04	0.21	0.01	0.01

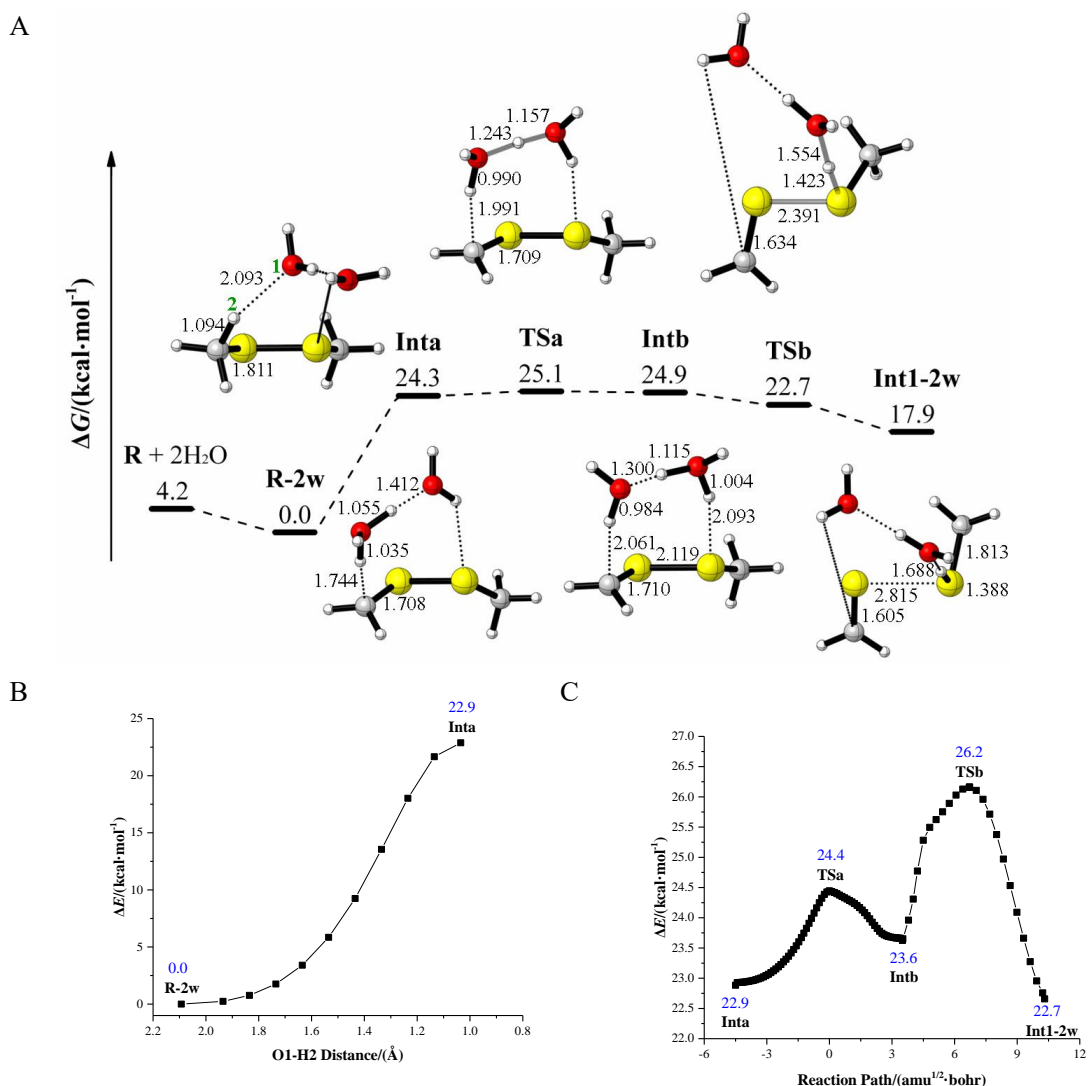
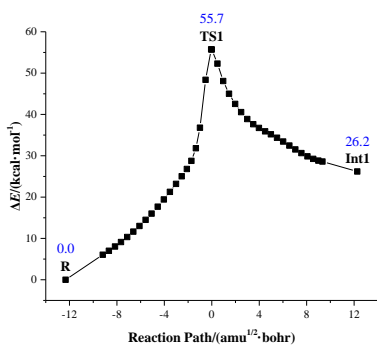
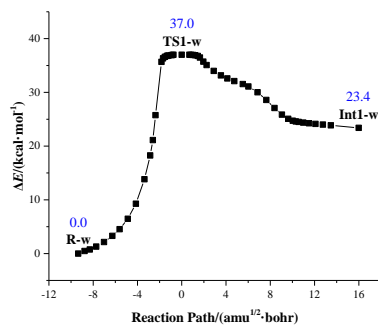


Fig. S1 A) Relative ΔG plot for the rate-determining step in pathway **b-w**, *i.e.* from **R-w** to **Int1-w** in Fig. 2, with the addition of a second water molecule. And key geometric parameters for each optimized stationary point in the gas phase computed at the $U\omega B97X-D/6-311+G^{**}$ level. Here, red, yellow, gray, and white balls represent oxygen, sulfur, carbon, and hydrogen atoms, respectively. The key atoms are labelled in dark green. The unit of bond distance is angstrom (\AA). B) Flexible scanning profile for a barrierless sub-step from **R-2w** to **Inta**, and C) intrinsic reaction coordinate (IRC) profile for sub-steps from **Inta** to **Int1-2w**, and relative energies (ΔE) for the stationary points

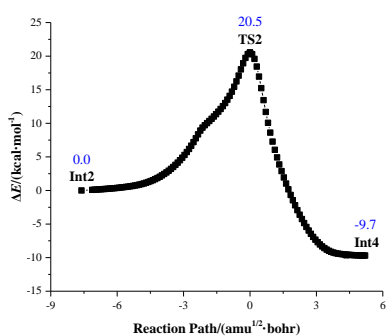
A 1,3-C,S-HT in R



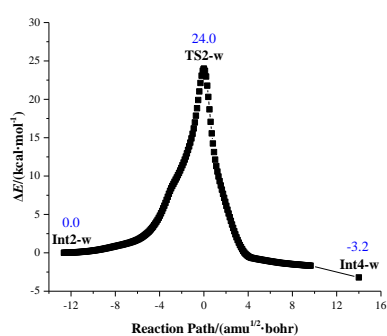
B 1,3-C,S-HT in R-w



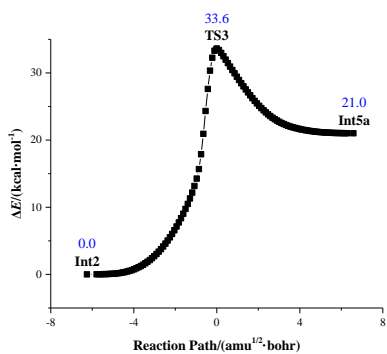
C 1,3-S,S-HT in R



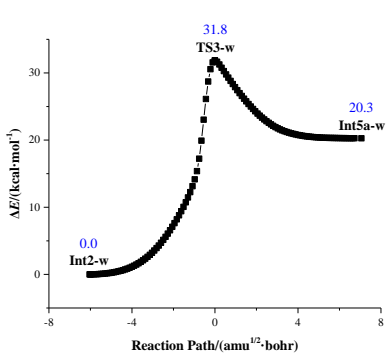
D 1,3-S,S-HT in R-w



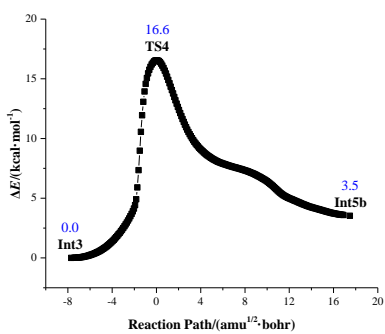
E 1,4-C,S-HT in R



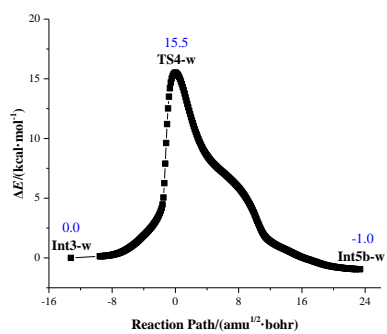
F 1,4-C,S-HT in R-w



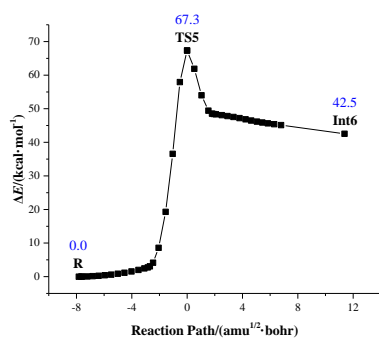
G 1,1'-C,S-HT in R



H 1,1'-C,S-HT in R-w



I 1,2-C,S-HT in **R**



J 1,2-C,S-HT in **R-w**

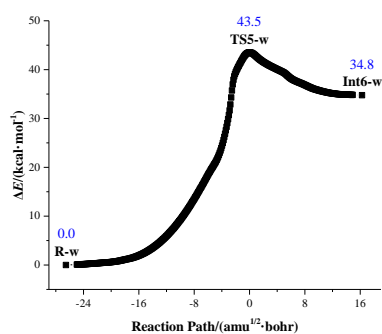
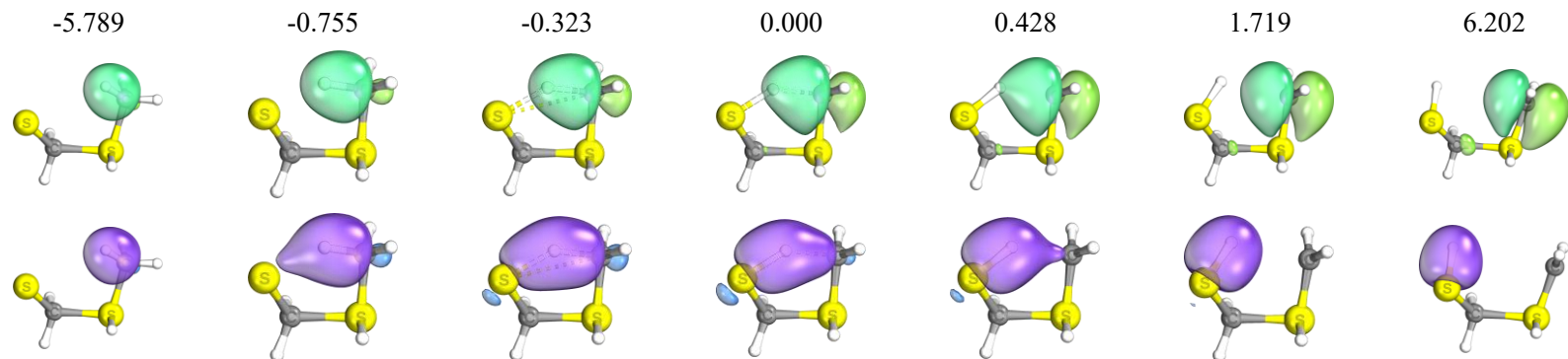


Fig. S2 In the gas phase, the predicted intrinsic reaction coordinate (IRC) profiles for five HTs in (A, C, E, G, I) **R** and (B, D, F, H, J) **R-w**, and relative energies (ΔE in kcal·mol⁻¹) for the stationary points at the U ω B97X-D/6-311+G** level

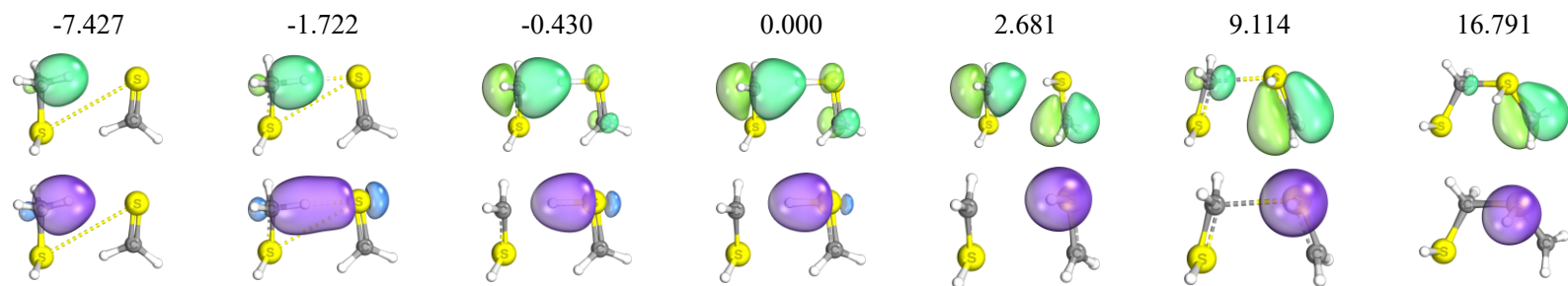
A 1,4-C,S-HT in R

Coordinate



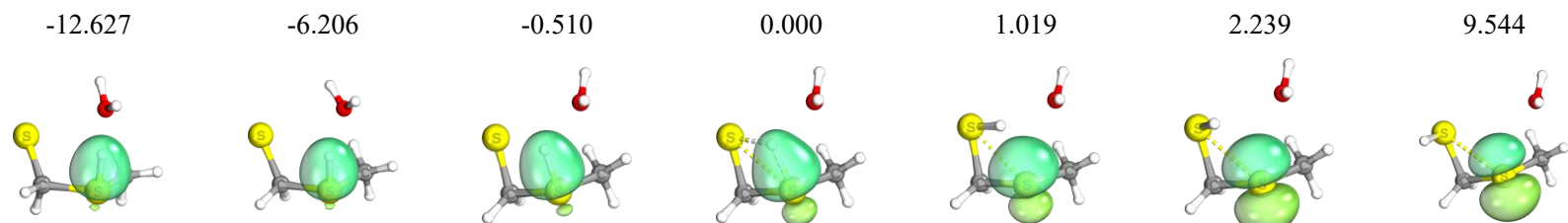
B 1,1'-C,S-HT in R

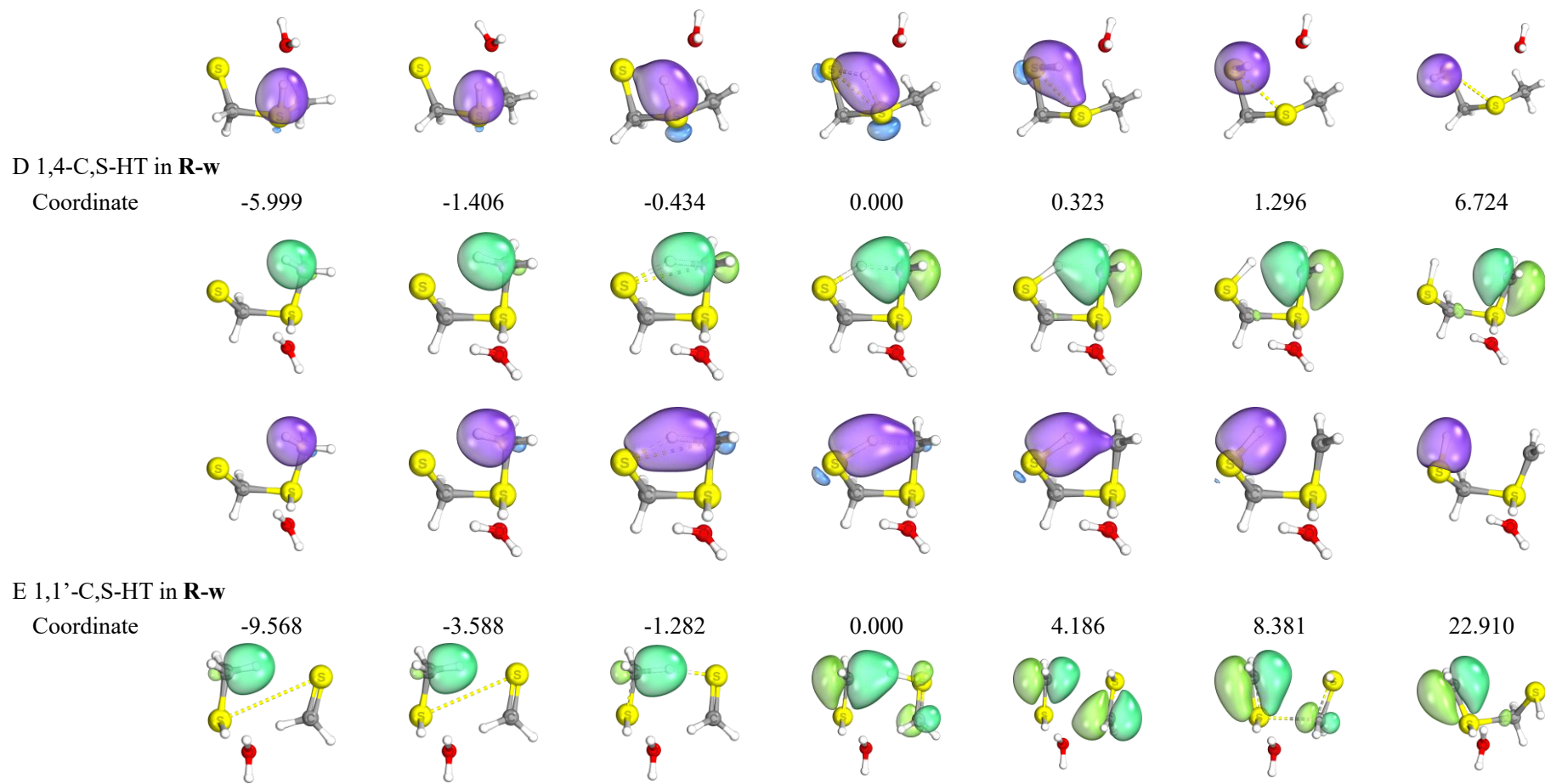
Coordinate



C 1,3-S,S-HT in R-w

Coordinate





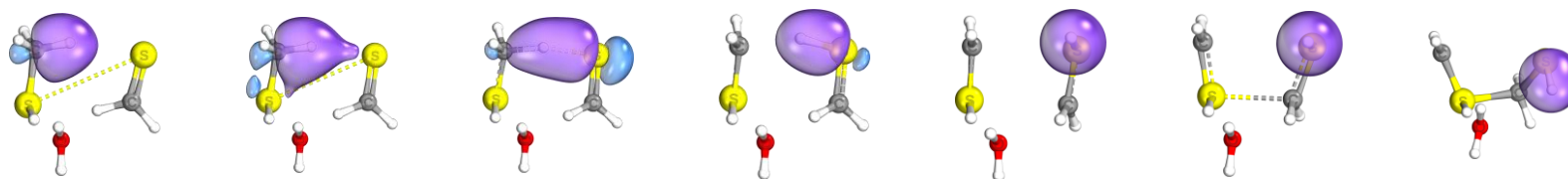
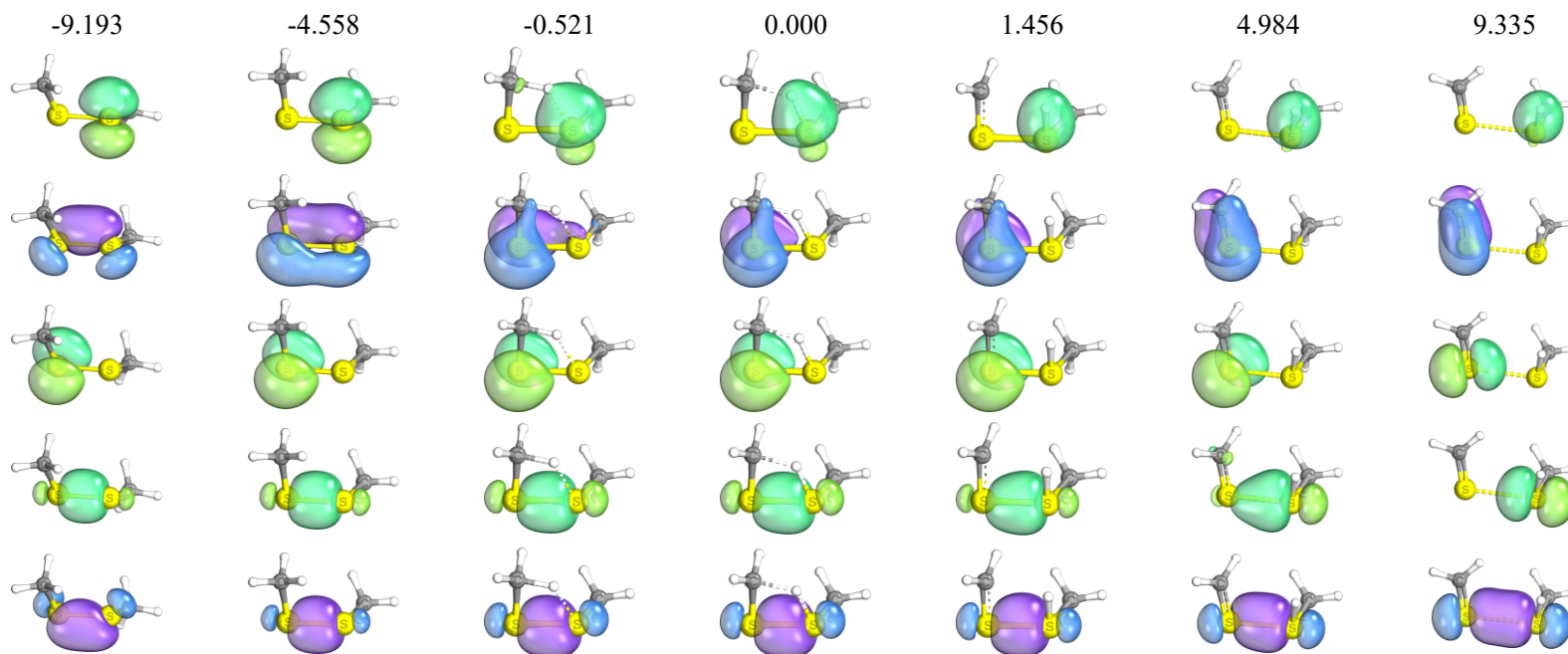


Fig. S3 The intrinsic bond orbital (IBO) transformations of the broken C-H bond along the intrinsic reaction coordinate (IRC) of 1,4-C,S- and 1,1'-C,S-HT in (A, B) **R** and (D, E) **R-w**. And the IBO transformation of the broken S-H bond along the IRC of 1,3-S,S-HT in (C) **R-w**. Here, the α - and β -IBOs are shown in green and purple, respectively. The unit of coordinate is $\text{amu}^{1/2}\cdot\text{bohr}$.

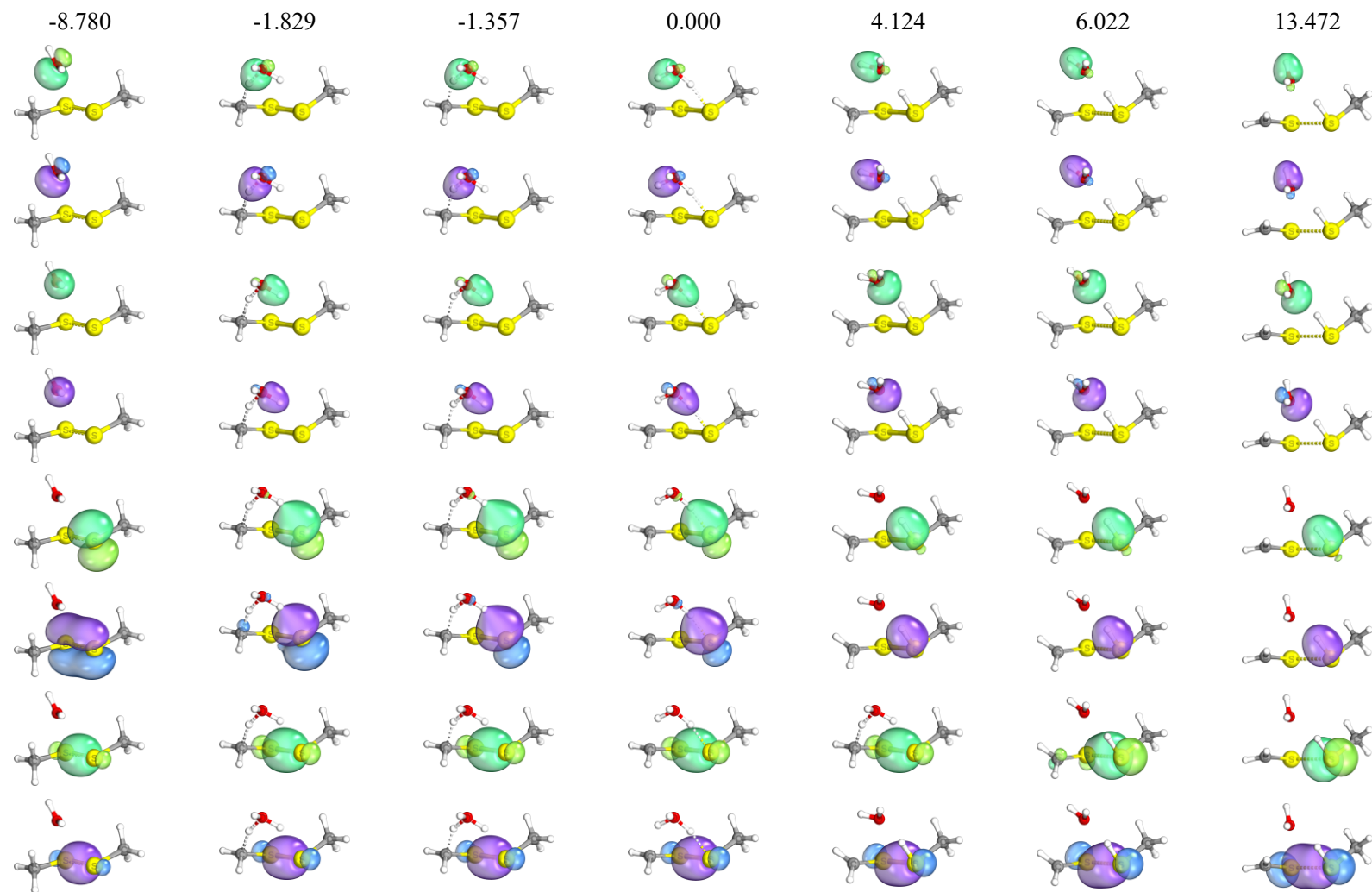
A 1,3-C,S-HT in **R**

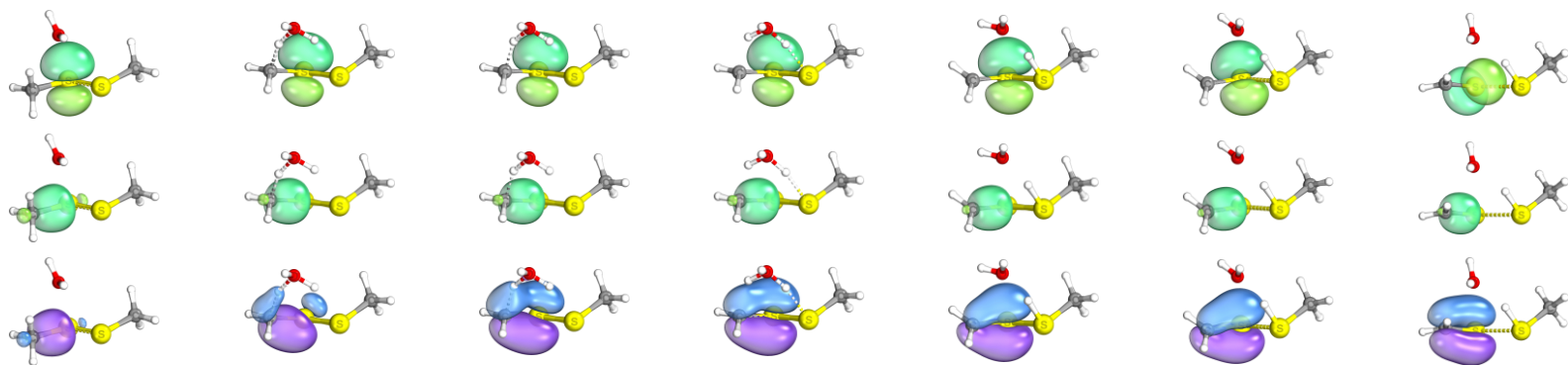
Coordinate



B 1,3-C,S-HT in R-w

Coordinate





C 1,3-S,S-HT in **R**

Coordinate

-7.126

-1.631

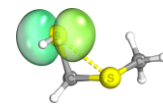
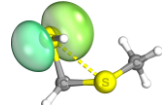
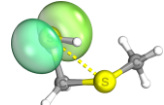
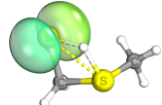
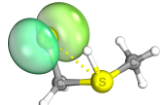
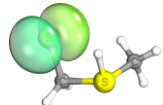
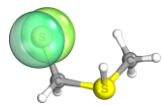
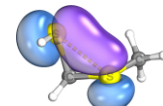
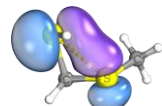
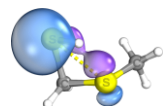
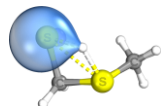
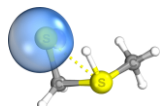
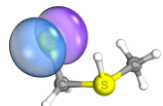
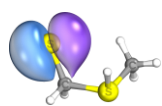
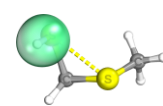
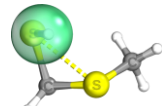
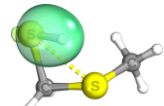
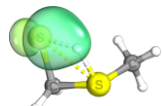
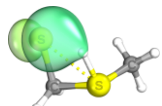
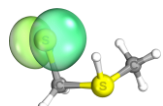
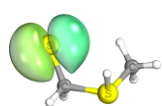
-0.408

0.000

0.714

1.939

5.204



D 1,3-S,S-HT in **R-w**

Coordinate

-12.627

-6.206

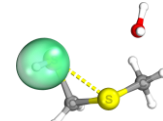
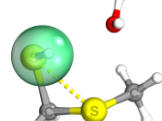
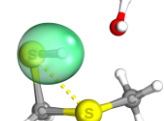
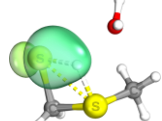
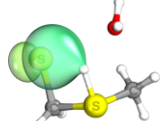
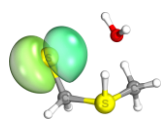
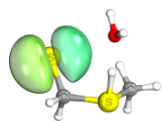
-0.510

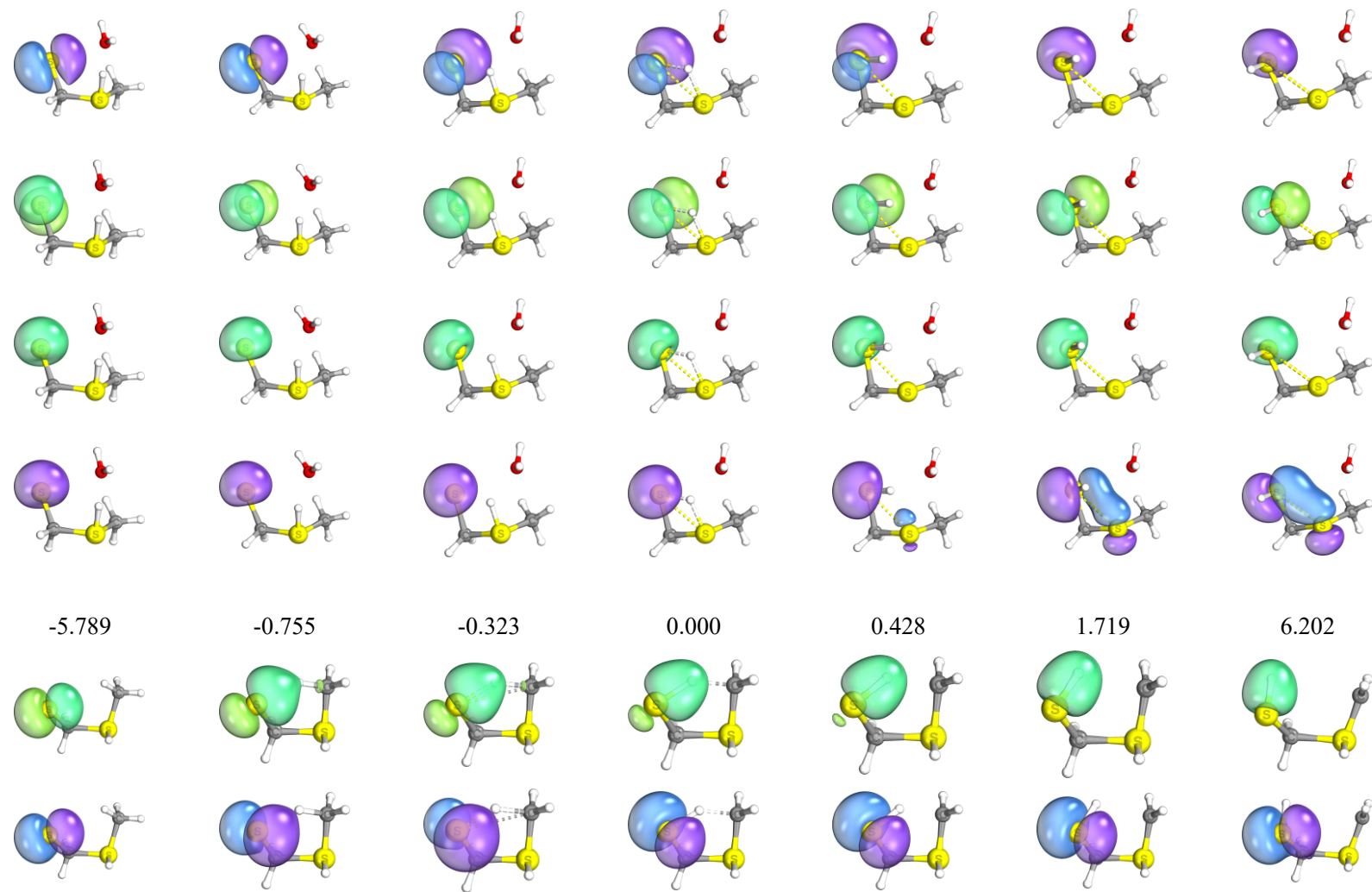
0.000

1.019

2.239

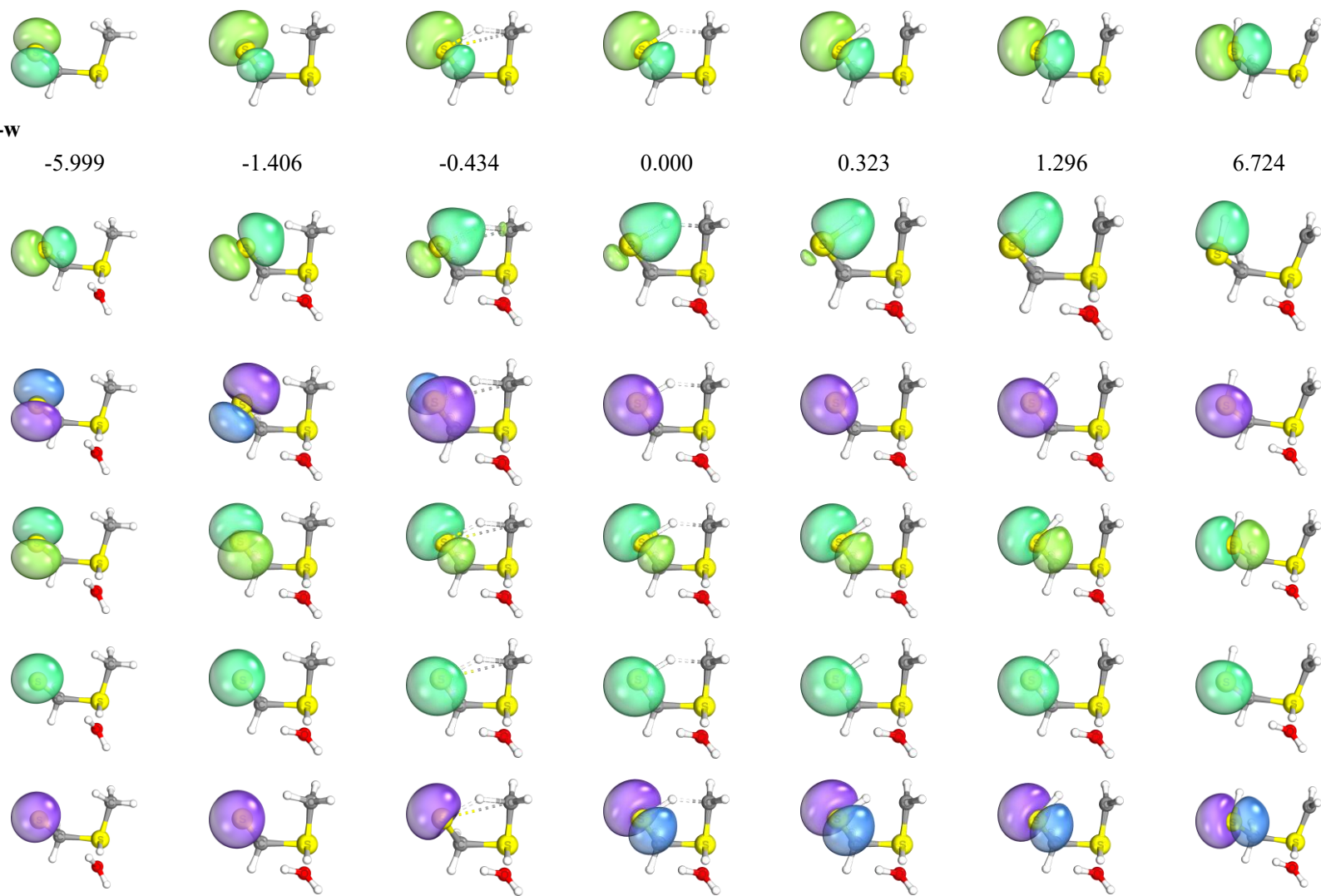
9.544





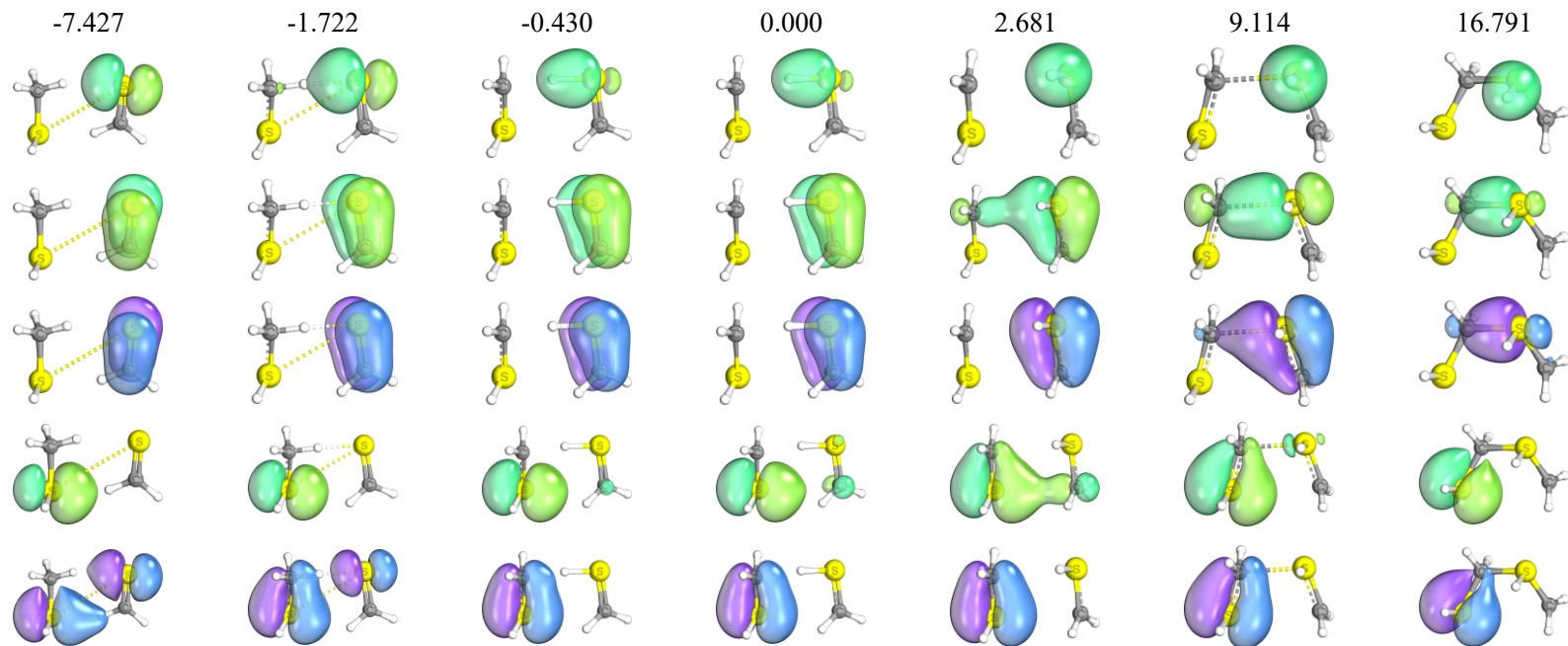
F 1,4-C,S-HT in R-w

Coordinate



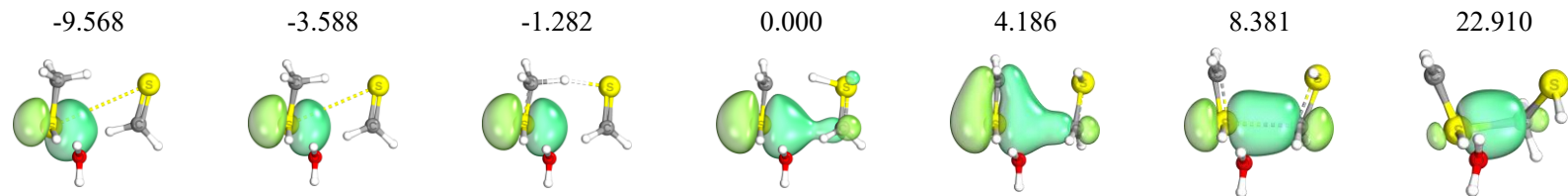
G 1,1'-C,S-HT in R

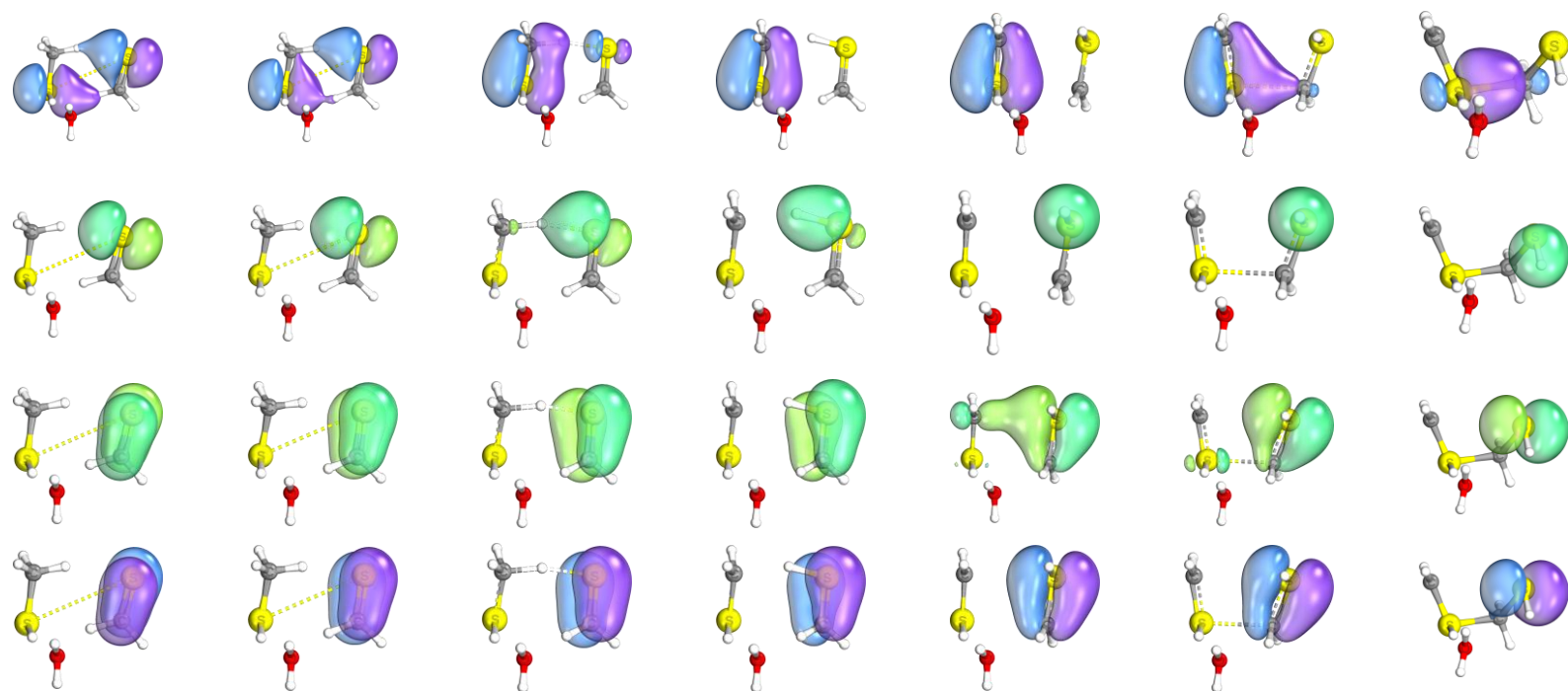
Coordinate



H 1,1'-C,S-HT in R-w

Coordinate





I 1,2-C,S-HT in R

Coordinate

-7.828

-6.822

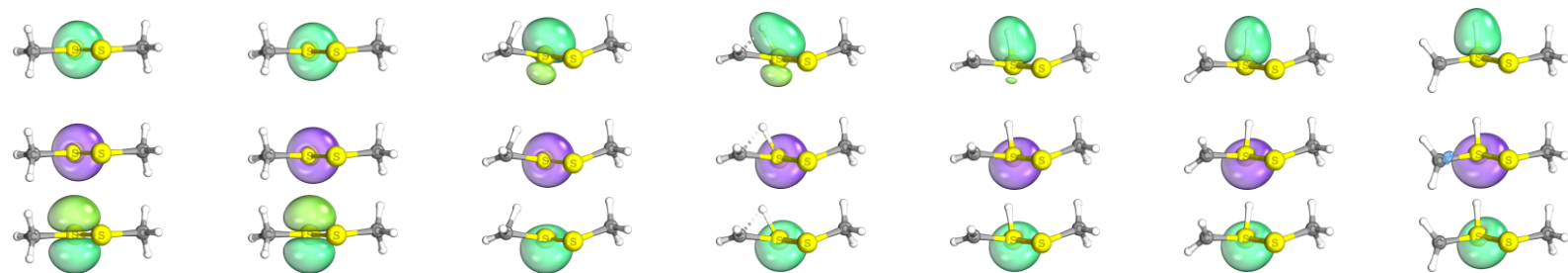
-1.043

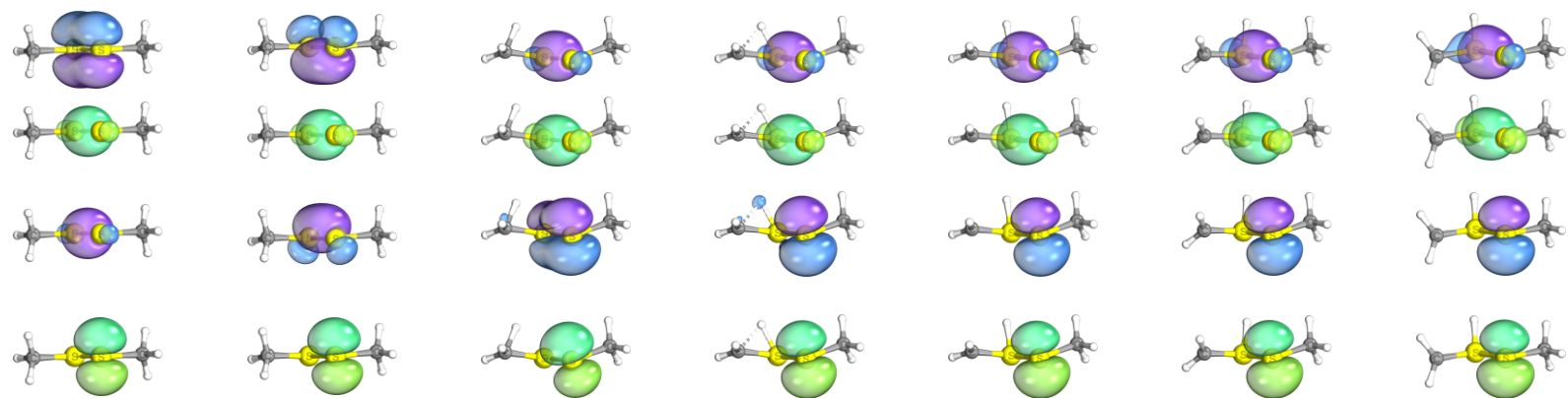
0.000

1.043

2.920

6.794





J 1,2-C,S-HT in R-w

Coordinate

-24.965

-6.291

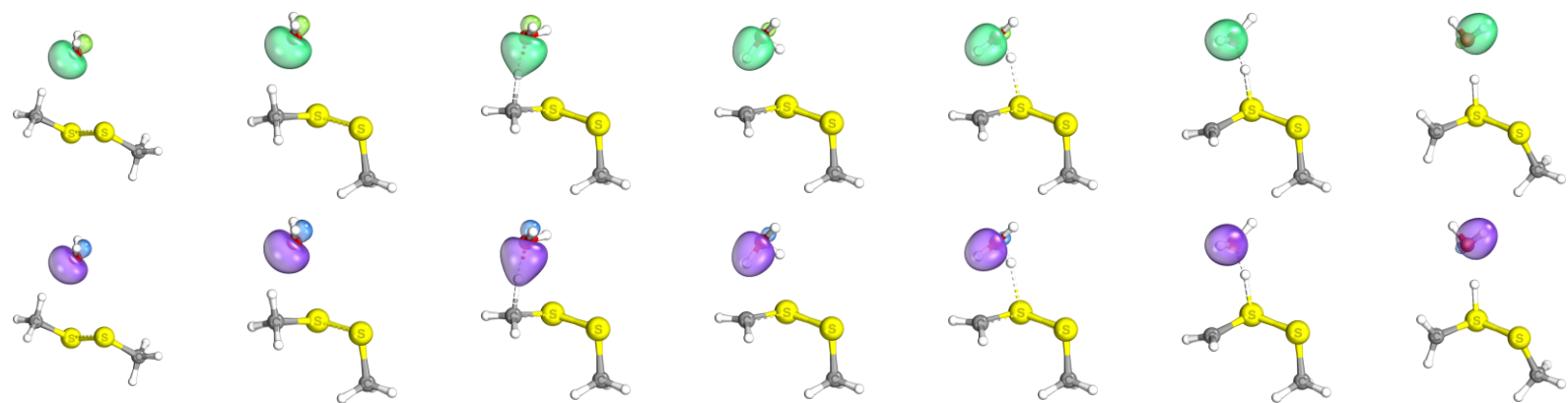
-2.542

0.000

1.212

5.184

14.911



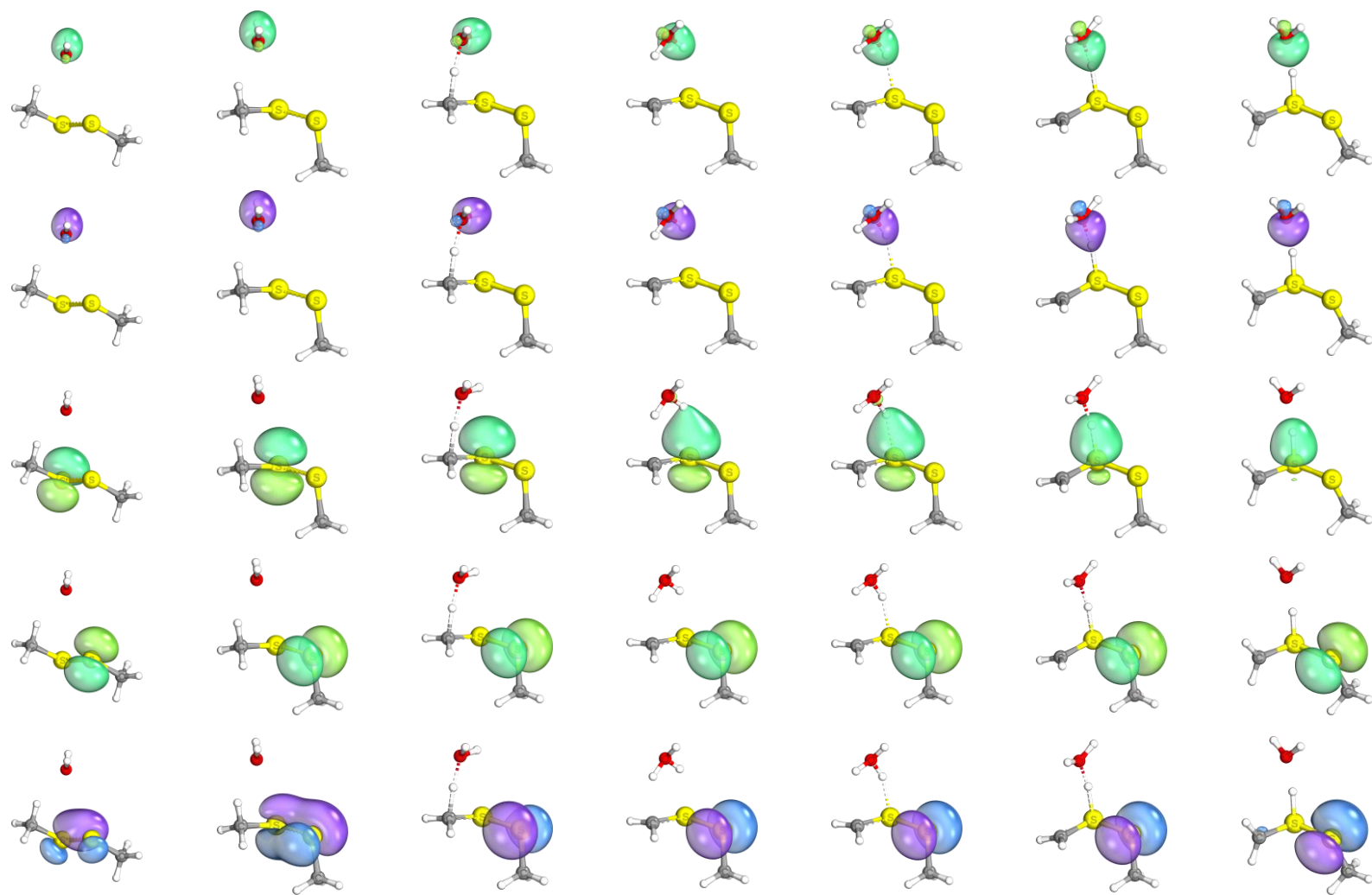
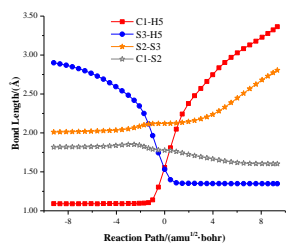


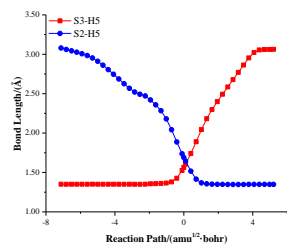
Fig. S4 The intrinsic bond orbital (IBO) transformations of the key bonds along the intrinsic reaction coordinate (IRC) of five HTs in (A, C, E, G, I) **R** and (B, D, F, H,

J) R-w. Here, the α - and β -IBOs are shown in green and purple, respectively. The unit of coordinate is $\text{amu}^{1/2} \cdot \text{bohr}$.

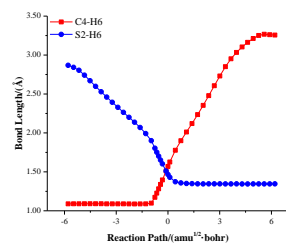
A 1,3-C,S-HT in R



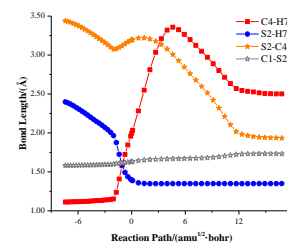
C 1,3-S,S-HT in R



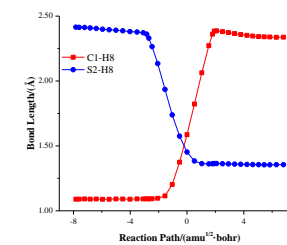
E 1,4-C,S-HT in R



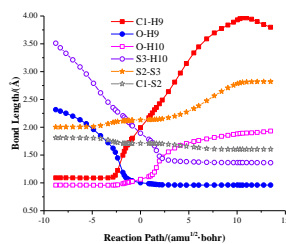
G 1,1'-C,S-HT in R



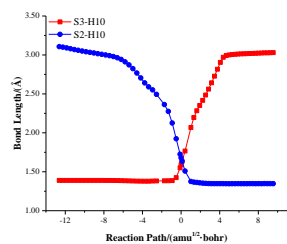
I 1,2-C,S-HT in R



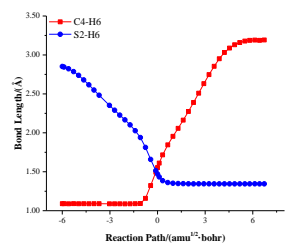
B 1,3-C,S-HT in R-w



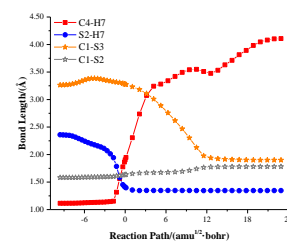
D 1,3-S,S-HT in R-w



F 1,4-C,S-HT in R-w



H 1,1'-C,S-HT in R-w



J 1,2-C,S-HT in R-w

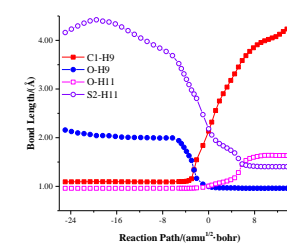
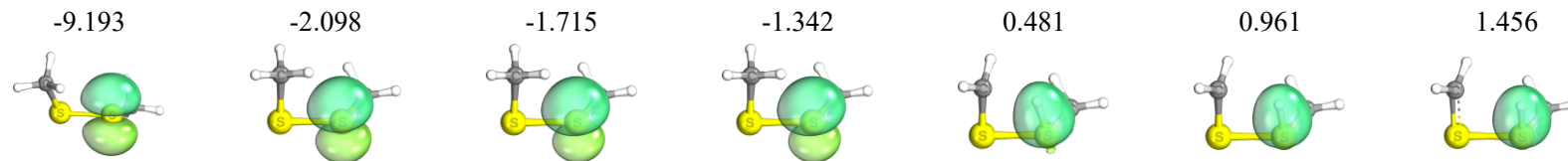
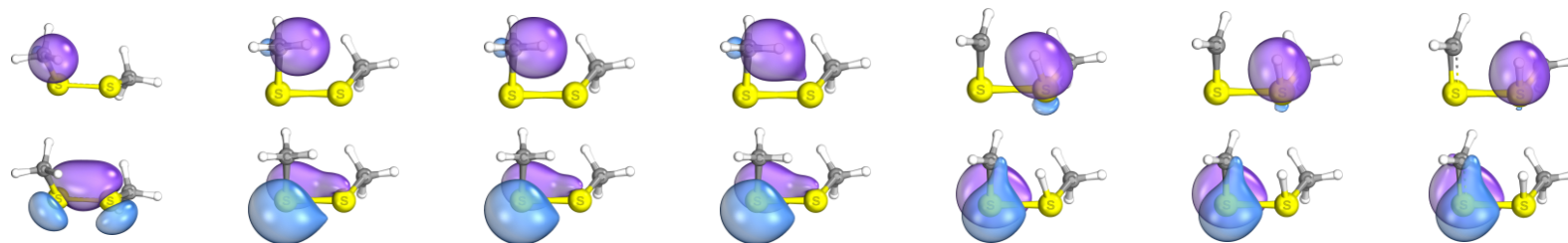


Fig. S5 The variations of key bond lengths along the intrinsic reaction coordinate (IRC) of five HTs in (A, C, E, G, I) R and (B, D, F, H, J) R-w. The labels of atoms can be seen in Fig. 1 and 2.

A 1,3-C,S-HT in R

Coordinate





B 1,3-C,S-HT in R-w

Coordinate

-8.780

-2.373

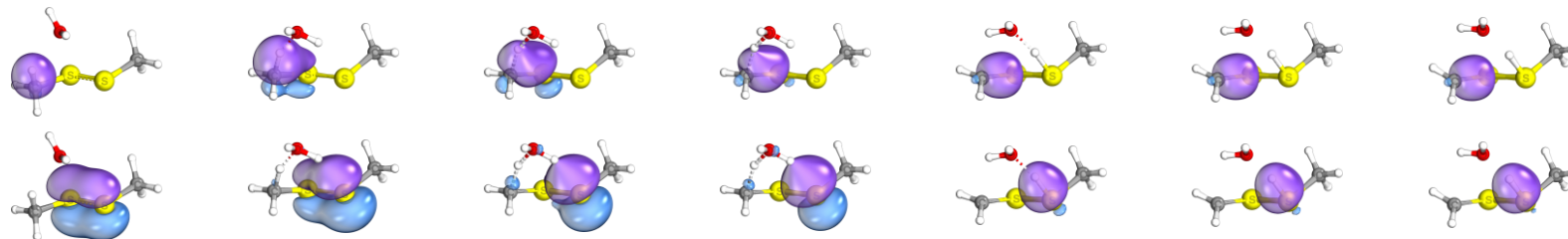
-1.829

-1.682

2.250

2.890

3.537



C 1,3-S,S-HT in R

Coordinate

-7.126

0.102

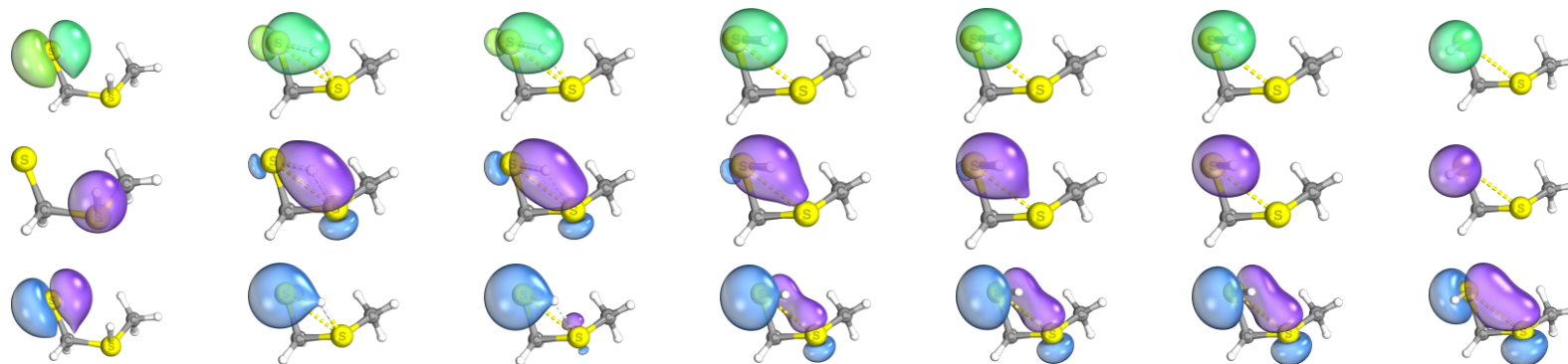
0.408

1.020

1.326

1.633

5.204



D 1,3-S,S-HT in R-w

Coordinate

-12.627

0.102

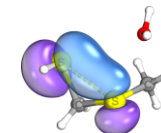
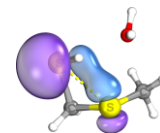
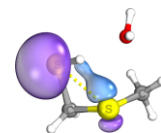
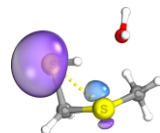
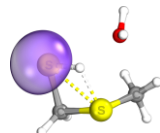
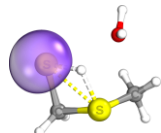
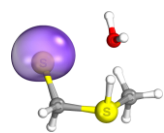
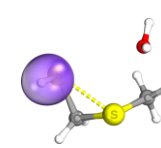
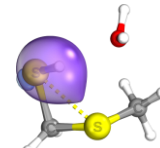
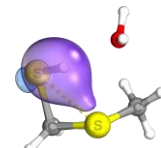
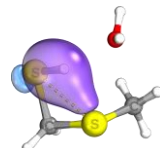
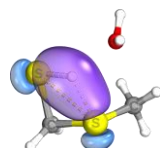
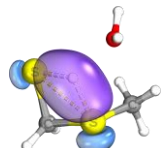
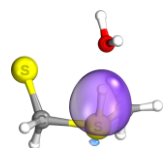
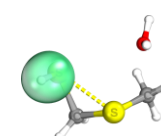
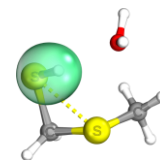
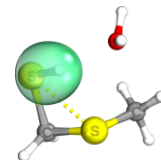
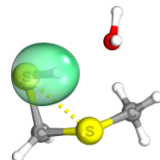
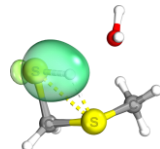
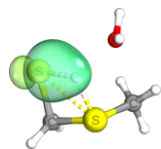
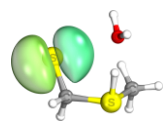
0.408

1.019

1.324

1.629

9.544



E 1,1'-C,S-HT in R

Coordinate

-7.427

-1.076

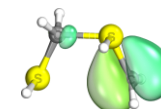
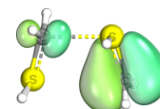
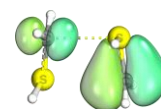
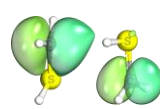
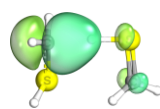
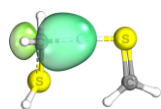
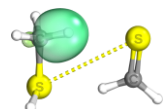
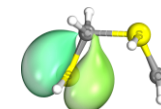
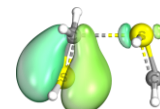
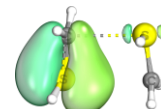
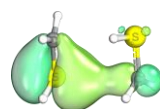
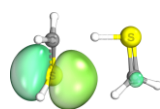
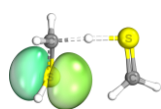
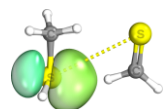
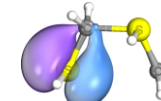
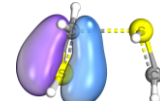
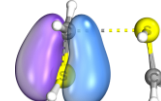
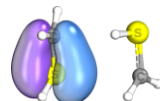
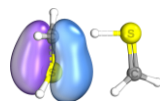
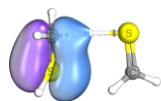
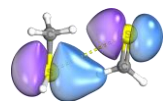
-0.430

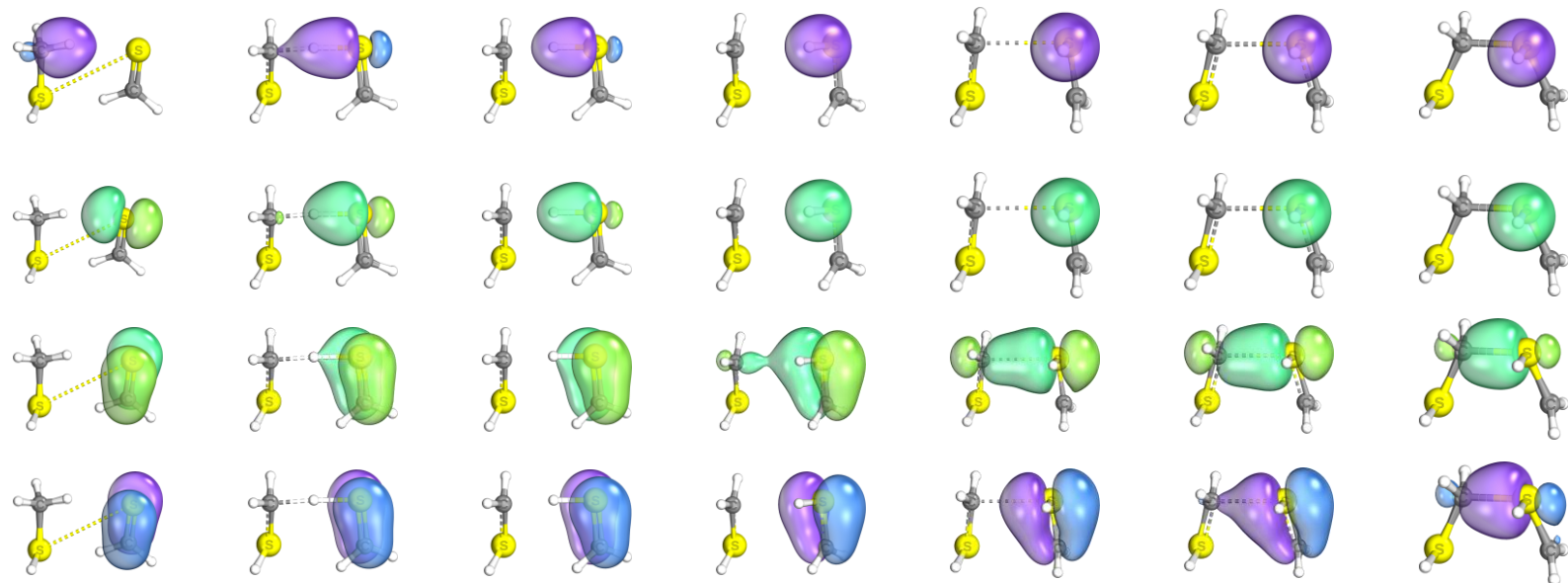
2.040

6.535

8.469

12.980





F 1,1'-C,S-HT in R-w

Coordinate

-9.568

-1.282

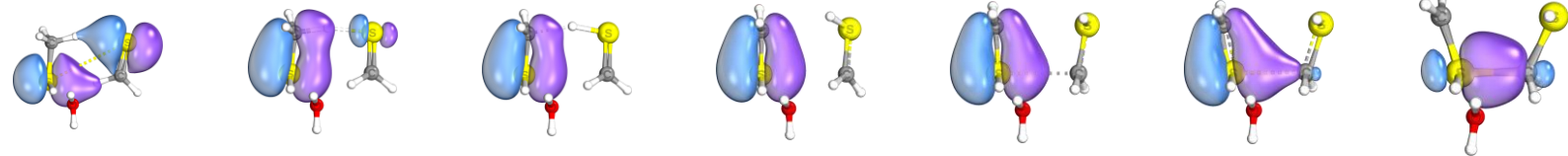
-0.348

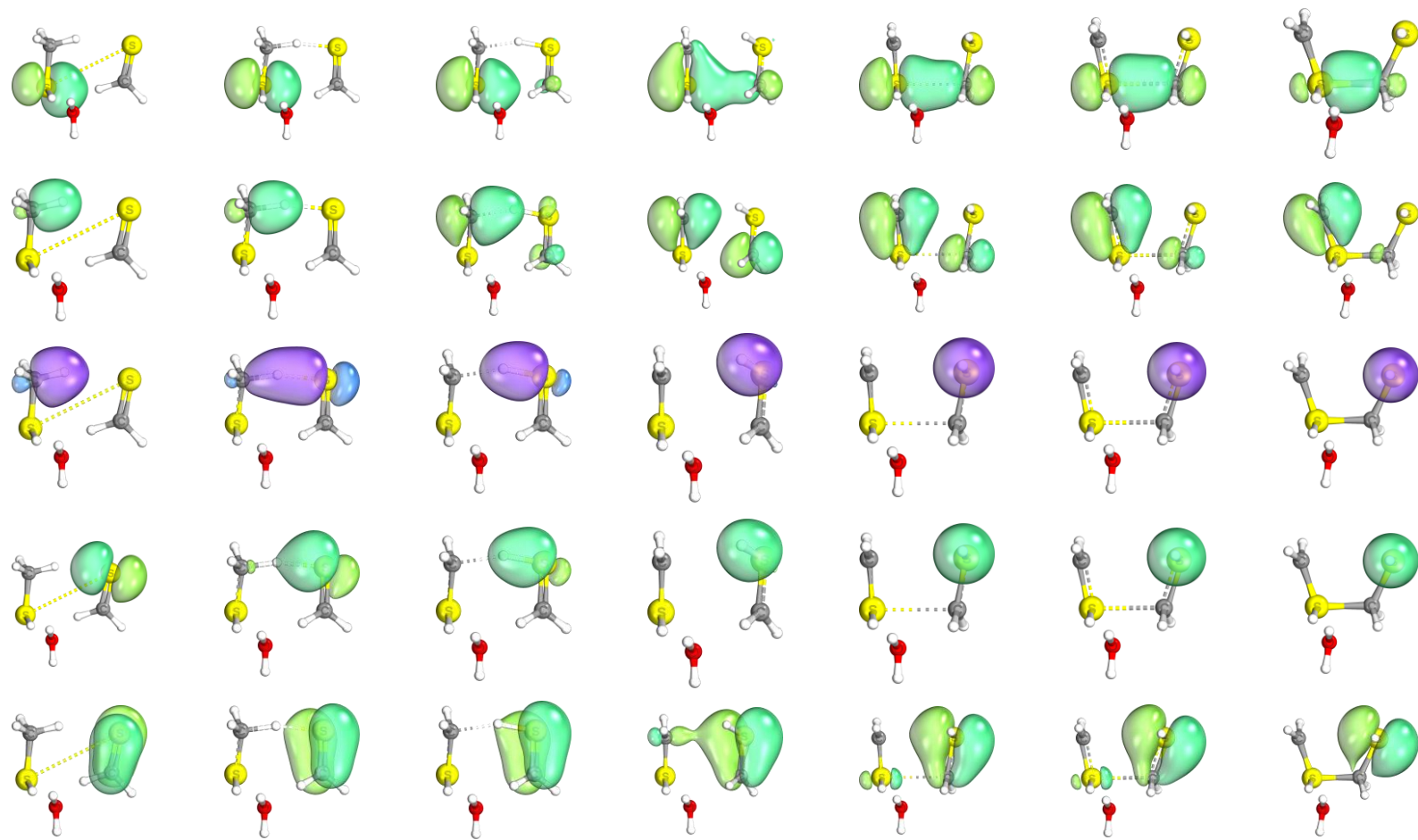
2.098

6.282

8.381

12.581





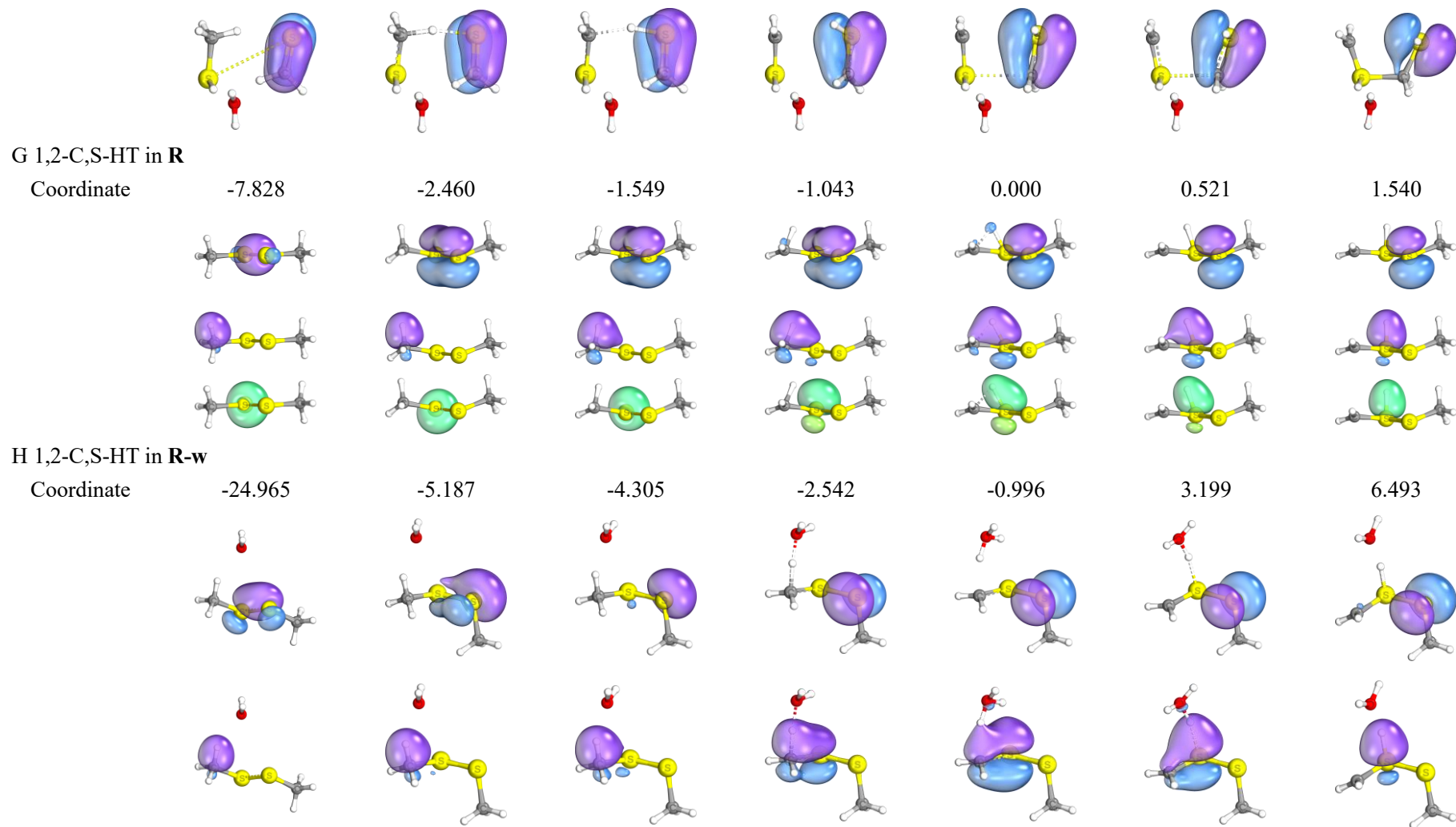


Fig. S6 The intrinsic bond orbital (IBO) transformations of the key bonds along the intrinsic reaction coordinate (IRC) of four HTs in (A, C, E, G) R and (B, D, F, H)

R-w. Here, the α - and β -IBOs are shown in green and purple, respectively. The unit of coordinate is $\text{amu}^{1/2}\cdot\text{bohr}$.

The Cartesian coordinate (in Å) and Gibbs free energy (in a.u.) of each optimized stationary point

R				Int1			
	-875.872009				-875.835167		
S	0.727607	0.690874	-0.000116	S	-1.160051	-0.690178	-0.161983
C	2.208071	-0.358279	0.000203	C	-2.173498	0.704442	0.409328
H	2.233197	-0.970825	-0.900924	H	-1.862627	1.633132	-0.066104
H	3.044689	0.340982	-0.000062	H	-3.216175	0.490303	0.175030
H	2.233241	-0.970279	0.901693	H	-2.047138	0.767475	1.488590
S	-0.727597	-0.690834	-0.000129	S	1.362794	0.608313	-0.255405
C	-2.208088	0.358215	0.000191	C	2.206968	-0.558680	0.452143
H	-2.232793	0.971617	-0.900356	H	-1.351252	-0.535034	-1.486914
H	-3.044677	-0.341080	-0.001062	H	1.756099	-1.493048	0.783825
H	-2.233701	0.969335	0.902273	H	3.276380	-0.427564	0.614955
Int2				Int3			
	-875.838831				-875.817126		
S	-1.169569	-0.591330	-0.160631	S	2.062467	0.361801	0.045902
S	1.798142	0.372071	-0.136666	S	-1.882323	-0.480308	-0.043277
H	-0.713495	1.774467	-0.136703	H	-1.997811	-0.622791	1.292461
H	-0.904771	-0.485737	-1.480764	H	-0.192209	1.232916	0.147224
C	0.601737	-0.785370	0.440779	C	-1.283692	1.207284	-0.062458
H	0.517957	-0.757806	1.531865	H	-1.786881	1.818018	0.686068
H	0.867579	-1.809666	0.162505	H	-1.449388	1.612851	-1.059315
C	-1.543426	1.146893	0.187615	C	1.355015	-1.046333	-0.080011
H	-1.715655	1.226736	1.260311	H	0.227970	-1.116031	-0.079010
H	-2.458650	1.391022	-0.350827	H	1.888082	-1.994563	-0.174620
Int4				Int5a			
	-875.854265				-875.810153		
S	-0.892391	-0.571802	-0.402311	S	-1.254408	-0.517218	-0.172741
S	1.604356	0.445883	-0.126605	S	1.789576	0.288853	-0.171524
H	2.120607	-0.502375	-0.934291	H	1.575472	1.314287	0.673155
C	0.467301	-0.642438	0.778331	H	-0.934201	-0.388697	-1.478129
H	0.215545	-0.207068	1.743127	C	0.541656	-0.782483	0.483843
H	0.838655	-1.658079	0.888877	H	0.414807	-0.735430	1.564273
C	-1.863439	0.825935	0.198254	H	0.735841	-1.812255	0.181236
H	-1.236885	1.712913	0.299783	C	-1.660506	1.127061	0.181194
H	-2.635181	1.008977	-0.548516	H	-2.109051	1.314638	1.147430
H	-2.317347	0.559354	1.154179	H	-1.532450	1.893821	-0.569940
Int5b				Int6			
	-875.810181				-875.808270		
S	1.258123	-0.516173	-0.183428	S	-0.887188	-0.727892	0.010953
S	-1.763269	0.381054	-0.052317	C	-2.014600	0.674613	0.249823

H	-2.111579	-0.280112	-1.171651	H	-2.089367	1.287583	-0.646527
H	0.937424	-0.380785	-1.487391	H	-2.978424	0.188900	0.425501
C	-0.535577	-0.774967	0.490522	H	-1.752535	1.259404	1.129399
H	-0.735555	-1.814810	0.232224	S	0.902914	0.347907	-0.480144
H	-0.386062	-0.686539	1.565987	C	2.082343	-0.003014	0.725218
C	1.666685	1.126485	0.180162	H	1.351945	-0.450496	-1.473094
H	1.435886	1.916145	-0.520662	H	2.021044	0.574356	1.637934
H	2.155570	1.298894	1.129314	H	2.789243	-0.809591	0.583590

R-w

-952.302748

S	0.785039	0.484494	0.515876
C	2.415745	0.668659	-0.257131
H	2.305569	0.818378	-1.330865
H	2.845714	1.560134	0.199790
H	3.037517	-0.198933	-0.037582
S	0.112703	-1.158214	-0.417231
C	-1.495324	-1.387154	0.385928
H	-2.083820	-0.476400	0.252200
H	-1.950719	-2.229949	-0.134557
H	-1.348756	-1.631968	1.437816
O	-2.196315	1.635323	-0.255279
H	-2.568538	1.923190	-1.091955
H	-2.552844	2.243450	0.396277

Int1-w

-952.269281

S	-1.232312	-0.209404	-0.681805
C	-2.187039	-0.693522	0.784676
H	-1.611315	-0.543726	1.696011
H	-3.100312	-0.098804	0.812218
H	-2.444631	-1.744641	0.667907
S	1.291094	-1.268760	0.047889
C	2.181734	0.065633	0.110629
H	0.119927	3.132079	0.974271
H	3.260769	-0.018481	0.237682
H	1.745734	1.064899	0.035464
O	0.215742	2.658301	0.143547
H	-0.833221	1.022034	-0.264956
H	0.228438	3.338192	-0.536148

Int2-w

-952.281175

S	-0.654736	-0.939649	-0.577152
S	1.715386	0.842708	0.360567
H	-0.041416	-0.944857	1.750475
H	-1.277765	0.260578	-0.266288
C	1.052977	-0.253102	-0.860489
H	1.702702	-1.124506	-0.985752
H	0.992691	0.243488	-1.833139
C	-0.544387	-1.646692	1.085754
H	-0.002929	-2.588398	1.010676
H	-1.564303	-1.834885	1.418917
O	-1.928986	1.797725	0.071343
H	-1.695441	2.378760	0.799587
H	-2.703585	2.177843	-0.351449

Int3-w

-952.253129

S	2.363162	0.369529	-0.380218
S	-1.265627	-1.036626	0.601431
H	-1.813990	0.174150	0.267716
H	0.450747	-0.820548	-1.064250
C	-0.508067	-1.383682	-0.975646
H	-1.149479	-1.074451	-1.800116
H	-0.284063	-2.447381	-1.033540
C	1.619558	0.465289	1.014008
H	0.603971	-0.000401	1.149542
H	2.029523	0.962697	1.893965
O	-2.331008	1.853748	-0.296236
H	-2.664246	2.508426	0.322305
H	-2.753903	2.051425	-1.135314

Int4-w

-952.286018

S	-0.391680	-0.208732	0.326315
---	-----------	-----------	----------

Int5a-w

-952.253712

S	-0.809286	-0.913095	-0.514702
---	-----------	-----------	-----------

S	2.204456	-0.246211	-0.521769	S	1.767207	0.674564	0.273612
H	2.289838	-1.572833	-0.301330	H	1.952695	-0.121047	1.342138
C	1.254116	0.156714	0.971411	H	-1.237403	0.408225	-0.345752
H	1.388911	1.206057	1.225053	C	1.027371	-0.560585	-0.782131
H	1.496023	-0.483773	1.815640	H	1.508719	-1.535271	-0.720977
C	-0.886013	1.391484	-0.341135	H	1.063208	-0.211986	-1.814877
H	-0.162099	1.730027	-1.083508	C	-0.938490	-1.448276	1.129901
H	-1.859647	1.224765	-0.798286	H	-0.692757	-2.480456	1.339614
H	-0.962858	2.108763	0.477885	H	-1.378122	-0.788225	1.864515
O	-3.235795	-0.570522	-0.198768	O	-1.687552	1.948481	0.002475
H	-3.964788	-0.415372	0.405935	H	-1.084947	2.609343	0.353734
H	-3.552040	-1.243558	-0.805644	H	-2.491003	2.401233	-0.267365

Int5b-w

-952.251746

S	-1.820806	0.401925	0.360485
S	0.918932	-0.855797	-0.497575
H	1.262818	0.452031	-0.202816
H	-1.375879	1.615375	-0.014767
C	0.962930	-1.543951	1.092296
H	1.217018	-0.927355	1.941959
H	0.779257	-2.606245	1.174803
C	-0.916764	-0.518029	-0.866663
H	-0.880573	-0.040072	-1.845509
H	-1.352063	-1.511242	-0.968685
O	1.396542	2.167253	0.045938
H	1.942260	2.720379	-0.520541
H	1.387814	2.592938	0.907685

Int6-w

-952.252466

S	1.069092	-0.659602	-0.550041
C	2.581536	-0.326942	0.397218
H	2.451125	-0.564576	1.451475
H	3.313479	-1.014878	-0.032779
H	2.930315	0.693577	0.251165
S	-0.305000	0.573371	0.531818
C	-0.735606	1.890733	-0.493286
H	-2.851915	-1.847783	-0.509989
H	-0.039317	2.715173	-0.561835
H	-1.646996	1.841814	-1.074045
O	-2.803873	-1.065772	0.046480
H	-1.446382	-0.228159	0.359330
H	-3.580381	-1.072047	0.612805

R-2w

-1028.735046

S	0.853400	-0.818231	-0.326778
C	2.302470	-1.817250	0.114230
H	2.536230	-1.691179	1.171144
H	2.007295	-2.848635	-0.078877
H	3.152243	-1.550063	-0.513543
S	1.539950	1.013314	0.116923
C	0.153752	2.054805	-0.404775
H	-0.752650	1.692273	0.089176
H	0.417012	3.058341	-0.069753
H	0.067645	2.031321	-1.491054
O	-1.793713	0.133311	1.019175
H	-4.747769	0.005747	-0.651496
H	-2.049490	0.138653	1.942856

Inta

-1028.696372

S	1.039162	-0.582771	-0.463409
C	2.814740	-0.719628	-0.102107
H	2.989043	-0.873284	0.961313
H	3.147608	-1.599709	-0.654206
H	3.340437	0.160233	-0.467739
S	0.517752	1.083646	0.706263
C	-0.513905	1.912361	-0.373375
H	-1.953872	0.927628	-0.364627
H	-0.919854	2.828493	0.049135
H	-0.270025	1.900952	-1.433107
O	-2.733328	0.249695	-0.296879
H	-0.854888	-2.027129	0.329178
H	-3.244743	0.219858	-1.115284

O	-4.038523	-0.602700	-0.435767	O	-1.818807	-1.941254	0.368335
H	-4.413900	-1.482970	-0.496822	H	-2.153330	-2.474878	1.094312
H	-2.589660	-0.145034	0.532056	H	-2.378939	-0.700083	-0.003401

Intb

-1028.695420

S	-1.079138	-0.423348	0.591725
C	-2.652305	-0.809473	-0.231648
H	-2.502767	-1.026536	-1.287917
H	-3.037812	-1.694882	0.274891
H	-3.348067	0.016317	-0.093730
S	-0.476681	1.240978	-0.572653
C	0.683454	1.930345	0.477869
H	2.312965	0.691159	0.238690
H	1.160431	2.813979	0.064657
H	0.541012	1.870306	1.552770
O	2.845605	-0.117153	0.063970
H	0.466237	-1.683402	-0.044465
H	3.564290	0.101104	-0.537760
O	1.382916	-1.997846	-0.307524
H	1.611381	-2.809979	0.160542
H	2.110371	-1.165379	-0.161717

Int1-2w

-1028.706511

S	-0.845596	1.322834	-0.460472
C	-0.600240	2.061521	1.176580
H	0.009373	1.411014	1.801763
H	-0.095501	3.018632	1.042606
H	-1.577510	2.222162	1.627167
S	-1.174636	-1.349355	0.360955
C	-2.503505	-1.638919	-0.491768
H	3.790132	-2.063130	0.008788
H	-2.962879	-2.625810	-0.466547
H	-2.978161	-0.878248	-1.109723
O	3.471978	-1.260342	0.427015
H	0.487110	1.046725	-0.731985
H	4.067920	-1.086115	1.158618
O	2.132545	0.717122	-0.909974
H	2.716549	1.164322	-1.524544
H	2.652967	0.024928	-0.459070

TS1

-875.788305

1399.1971i

S	-0.747369	-0.228264	-0.653846
C	-1.886073	0.330266	0.638923
H	-1.425965	1.104528	1.251187
H	-2.775096	0.705085	0.129283
H	-2.141494	-0.539218	1.245557
S	1.085079	-0.629030	0.336262
C	1.447225	1.061818	-0.075281
H	0.122900	1.010893	-0.890349
H	1.103214	1.827768	0.617840
H	2.346179	1.255141	-0.654021

TS2

-875.809474

1323.7334i

S	0.847495	0.524315	-0.441892
S	-1.585540	-0.461536	-0.107563
H	-0.301126	-0.236754	-1.182715
C	-0.560631	0.806603	0.691453
H	-0.298427	0.596348	1.726762
H	-0.914525	1.826025	0.553012
C	1.789854	-0.811747	0.348220
H	1.117323	-1.535521	0.805326
H	2.386947	-1.276532	-0.436155
H	2.443194	-0.347174	1.087012

TS3

-875.790020

1330.6418i

S	-1.277431	-0.432971	-0.127152
S	1.619973	0.248255	-0.134432
H	0.560558	1.242331	0.070703
H	-1.079918	-0.381850	-1.464879

TS4

-875.793178

389.8803i

S	-1.819690	-0.444754	-0.095449
S	1.825855	0.451673	-0.182349
H	2.201937	0.793544	1.065796
H	-0.668255	-0.957279	0.502448

C	0.430584	-1.006003	0.363474
H	0.352727	-1.146321	1.442406
H	0.614546	-1.966314	-0.118971
C	-1.000822	1.286271	0.224067
H	-1.169791	1.541913	1.266279
H	-1.337356	1.984096	-0.535446

C	1.289952	-1.125466	0.152577
H	1.495480	-1.587412	1.111435
H	1.136060	-1.762142	-0.711131
C	-1.516765	1.135083	0.171321
H	-0.783470	1.478208	0.890942
H	-2.119509	1.866665	-0.358112

TS5

-875.771032

1591.4301i

S	-0.788043	0.709922	-0.144028
C	-2.142090	-0.444496	0.234208
H	-2.048853	-0.853692	1.238305
H	-3.031126	0.188540	0.185493
H	-2.225187	-1.222476	-0.523182
S	0.810903	-0.632704	-0.189320
C	2.200569	0.416177	0.223347
H	1.408987	-0.614027	1.134266
H	3.170220	0.029317	-0.063142
H	2.009335	1.406775	0.616487

TS1-w

-952.242238

71.5840i

S	0.884457	0.088938	0.693345
C	2.253872	0.089702	-0.507682
H	1.923224	0.436259	-1.485146
H	2.999649	0.770925	-0.095952
H	2.681263	-0.909608	-0.568941
S	-0.464856	-1.224283	-0.305653
C	-1.965663	-0.565202	0.184597
H	-1.714602	1.337810	-0.355179
H	-2.808897	-1.030239	-0.317432
H	-2.107869	-0.269205	1.222781
O	-0.996309	2.037444	-0.357738
H	-0.172657	1.539484	0.094172
H	-1.272497	2.843536	0.103042

TS2-w

-952.245758

1404.1209i

S	-0.052790	0.902689	-0.645870
S	-0.969163	-1.360562	0.290390
H	0.369148	-0.609252	-0.390834
C	-1.681311	0.250927	-0.155244
H	-2.105305	0.810049	0.676359
H	-2.340554	0.232511	-1.019827
C	0.585867	1.645254	0.874616
H	0.292689	1.042901	1.733635
H	1.669798	1.659038	0.767335
H	0.189351	2.658411	0.942137
O	2.389067	-0.917832	-0.134661
H	2.968400	-1.117514	-0.874625
H	2.767843	-1.384606	0.614563

TS3-w

-952.234226

1343.6265i

S	0.413280	1.169261	-0.434575
S	-1.364708	-1.112882	0.246532
H	-0.906901	-0.114456	1.225365
H	1.369964	0.153044	-0.284863
C	-0.969549	0.093288	-1.040315
H	-1.790746	0.774444	-1.261959
H	-0.635699	-0.388203	-1.959293
C	-0.109575	1.218501	1.261596
H	-0.865119	1.967968	1.477331
H	0.674750	1.058163	1.993742
O	2.325862	-1.125793	0.046781
H	1.973870	-2.003027	0.222061
H	3.270587	-1.214380	-0.105632

TS4-w

-952.227299

341.2419i

TS5-w

-952.233196

327.7980i

S	-2.132366	0.022678	0.169424	S	-1.103588	-0.842763	0.110483
S	1.265500	-1.095156	-0.602837	C	-2.596833	0.189482	0.218070
H	1.868348	0.031085	-0.153448	H	-2.882829	0.556206	-0.766103
H	-1.093937	-0.539828	0.935789	H	-3.371003	-0.484529	0.589620
C	0.523721	-1.541166	0.851789	H	-2.463299	1.007150	0.924325
H	0.852649	-1.107771	1.789824	S	0.259194	0.501764	-0.721662
H	0.050325	-2.516195	0.867963	C	0.935452	1.330558	0.645397
C	-1.198159	1.067384	-0.671775	H	2.551842	-0.052347	0.805615
H	-0.220720	1.397274	-0.322685	H	1.536392	2.203240	0.402223
H	-1.625329	1.517648	-1.562535	H	0.427296	1.279715	1.602493
O	1.741725	2.031036	0.399085	O	2.830172	-0.732148	0.130965
H	2.244876	2.610947	-0.179416	H	2.066553	-0.703588	-0.523859
H	1.906482	2.360891	1.286353	H	2.972256	-1.612920	0.516024

TSa

-1028.694986
220.9657i

S	-1.062319	-0.438812	0.592678
C	-2.695066	-0.773662	-0.131436
H	-2.616497	-0.999892	-1.193420
H	-3.077329	-1.644808	0.401710
H	-3.353229	0.075475	0.043414
S	-0.463422	1.190730	-0.617789
C	0.661999	1.940252	0.427216
H	2.230545	0.728399	0.242631
H	1.144683	2.805382	-0.018038
H	0.483843	1.935475	1.498595
O	2.803911	-0.058109	0.063688
H	0.507124	-1.740076	-0.103666
H	3.569181	-0.052654	0.646567
O	1.431726	-1.964487	-0.392362
H	1.678094	-2.855456	-0.122142
H	2.158746	-1.101314	-0.139162

CH₂=S⁺

-437.118516

S	-0.576670	-0.000005	-0.000020
C	1.012338	-0.000006	0.000048
H	1.576439	-0.939759	0.000017
H	1.576246	0.939870	0.000017

CH₃SH⁺

TSb

-1028.698808
189.8139i

S	-0.801193	1.092426	-0.486534
C	-0.632817	1.990325	1.081672
H	0.021132	1.449179	1.763167
H	-0.208936	2.967898	0.851907
H	-1.625503	2.109900	1.511292
S	-1.211047	-1.106288	0.358401
C	-2.578070	-1.594206	-0.392556
H	3.779091	-2.052515	0.139793
H	-2.626885	-2.613913	-0.762751
H	-3.437193	-0.945021	-0.532000
O	3.565107	-1.171815	0.455627
H	0.581562	0.854930	-0.725813
H	4.237827	-0.942904	1.099953
O	2.116521	0.670903	-0.879652
H	2.620969	1.026369	-1.613859
H	2.666068	-0.001554	-0.424054

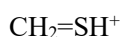
CH₃SH

-438.684029

S	0.662401	-0.086850	-0.000037
C	-1.154822	0.019684	0.000050
H	-1.523837	0.521422	-0.893954
H	-1.522753	-1.006432	-0.000120
H	0.900874	1.235395	0.000119
H	-1.523775	0.521112	0.894253

CH₂=S

-438.340265				-437.460128		
S	0.645075	-0.090473	-0.000001	S	-0.583927	-0.000032
C	-1.132607	0.011604	-0.000008	C	1.023745	-0.000028
H	-1.454783	0.569511	-0.888441	H	1.600838	-0.924698
H	-1.532422	-1.000403	-0.000185	H	1.599527	0.925376
H	0.916397	1.239712	0.000007			
H	-1.454746	0.569133	0.888688			



-437.751678			
S	0.548185	-0.091265	0.000002
C	-1.065295	0.025712	-0.000007
H	-1.636192	-0.900495	0.000002
H	-1.593392	0.975909	0.000026
H	0.850393	1.230555	-0.000016



-438.049569			
S	-0.691427	0.000000	-0.001896
C	1.104640	0.000001	-0.008760
H	1.422078	-0.000050	1.040691
H	1.506453	-0.898397	-0.478934
H	1.506459	0.898438	-0.478855



-438.035133			
C	-1.139476	0.021757	-0.013668
H	-1.643625	0.973205	0.055894
H	-1.687096	-0.908348	0.003097
S	0.582286	-0.088882	0.003707
H	0.851006	1.226712	-0.036298



-514.197674			
S	0.811913	-0.604350	-0.000071
C	1.215036	0.960489	0.000081
H	-2.702236	0.107461	-0.770933
H	2.267802	1.230840	0.000661
H	0.463271	1.745648	-0.000366
O	-2.128194	0.142324	-0.000063
H	-0.584473	-0.421020	-0.000843
H	-2.699642	0.105144	0.772629



-514.788127			
S	0.687935	-0.710030	-0.000001
C	1.372624	0.937649	-0.000027
H	1.003781	1.468750	-0.884692
H	1.005022	1.468131	0.885554
H	2.458012	0.873320	-0.000722
H	-2.759934	0.241636	0.773217
O	-2.188483	0.222930	-0.000013
H	-0.681614	-0.342247	0.000029
H	-2.760117	0.241564	-0.773108



-515.107091			
S	-0.865052	-0.721354	-0.000006
C	-1.391105	1.022504	-0.000003
H	-1.039187	1.539121	0.892420
H	-1.038372	1.539352	-0.891970
H	-2.481138	1.024278	-0.000509
H	3.062919	0.017271	-0.763397
O	2.519988	0.218409	-0.000005
H	0.460162	-0.478151	0.000353
H	3.063181	0.017493	0.763258



-76.428204			
O	0.000000	0.000000	0.116318
H	0.000000	0.760737	-0.465272
H	0.000000	-0.760737	-0.465272

