

Supporting information

Electrochemical CO₂ Reduction Reaction on Metal Oxide Surfaces as a function of CO Coverage

Narges Atrak¹, Ebrahim Tayyebi¹ & Egill Skúlason^{1,*}

⁽¹⁾ Science Institute & Faculty of Industrial Engineering, Mechanical Engineering and Computer Science, University of Iceland, VR-III, 107 Reykjavík, Iceland

* corresponding author: egillsk@hi.is

Table S1. Relative energy of CO molecules on different TMOs for 50% and 75% CO coverage with respect to lowest energy configuration for different CO configurations. The lowest energy configurations are indicated with green colored boxes in the table. The candidates desorbing the CO from their surfaces are shown with term “des.” in the table. NbO₂ with pink color data is explained in the main text.

Catalysts	Energy/eV					
	50% CO coverage				75% CO coverage	
	br-br	CUS-CUS	br-nCUS	br-fCUS	br-CUS-CUS	br-br-CUS
HfO ₂	0.79	2.15	0.00	0.33	0.48	0.00
MoO ₂	0.07	1.08	0.00	0.43	0.40	0.00
OsO ₂	0.88	0.10	0.00	0.06	0.21	0.00
NbO ₂	-0.54	1.75	0.00	0.20	0.48	0.00
TiO ₂	0.00	1.93	0.61	0.62	0.78	0.00
IrO ₂	0.49	0.00	0.10	0.20	0.00	0.18
RuO ₂	0.12	0.39	0.00	0.18	0.22	0.00
CrO ₂	0.00	0.57	0.25	0.30	0.57	0.00
PtO ₂	0.00	1.84	0.61	0.60	0.95	0.00
RhO ₂	0.19	0.10	0.00	0.05	0.14	0.00
MnO ₂	0.00	des	des	des	des	des
PdO ₂	0.00	1.47	0.70	0.76	0.85	0.00

Table S2. Zero-point energy, entropy, and specific heat capacity corrections.

Adsorbate	ZPE	TS	CPdt
CO ₂ (g)	0.31	0.65	0.10
CO(g)	0.14	0.67	0.09
H ₂ (g)	0.27	0.42	0.09
H ₂ O(l)	0.58	0.65	0.10
CH ₃ OH(aq)	1.35	0.79	0.11
HCOOH(g)	0.90	1.02	0.11
OH*	0.40	0.04	0.03
O*	0.08	0.03	0.02
CO*	0.22	0.08	0.05
OCHO*	0.63	0.20	0.10
COOH*	0.63	0.17	0.09
HCOOH*	0.92	0.22	0.09
H ₂ COOH*	1.25	0.25	0.11
CH ₃ OH*	1.51	0.18	0.08
CHO*	0.48	0.18	0.07
COH*	0.52	0.15	0.06
CH ₂ O*	0.82	0.12	0.07
CH ₃ O*	1.15	0.14	0.08
H*	0.20	0.00	0.00
CO ₂ *	0.33	0.17	0.09
OCO*	0.29	0.17	0.09
CO ₂ *-linear	0.33	0.23	0.11

Table S3. Electronic and binding free energy for all the intermediates with a) 0% CO coverage and b) 25%, 50% and 75% CO coverages on all TMOs studied in this work.

a) 0% CO coverage

TMOs	CO ₂ (g)→COOH		CO ₂ (g)→OCHO		OCHO→HCOOH(aq)		OCHO→HCOOH		H ₂ (g)→H	
	ΔE	ΔG	ΔE	ΔG	ΔE	ΔG	ΔE	ΔG	ΔE	ΔG
HfO ₂	-3.20	-2.73	-4.73	-4.28	4.81	4.21	1.23	1.47	-1.44	-1.26
MoO ₂	-1.49	-1.02	-2.57	-2.12	2.65	2.05	1.47	1.71	-0.69	-0.51
OsO ₂	-1.59	-1.12	-2.23	-1.78	2.31	1.71	0.89	1.13	-1.11	-0.93
NbO ₂	-1.69	-1.22	-2.22	-1.77	2.30	1.70	1.03	1.27	-1.31	-1.13
TiO ₂	-0.73	-0.26	-1.96	-1.51	2.04	1.44	0.21	0.45	-0.51	-0.33
IrO ₂	-1.46	-0.99	-1.78	-1.33	1.86	1.26	0.78	1.02	-0.90	-0.72
RuO ₂	-0.46	0.01	-1.30	-0.85	1.38	0.78	0.46	0.70	-0.60	-0.42
CrO ₂	0.53	1.00	-0.73	-0.28	0.81	0.21	0.30	0.54	0.17	0.35
PtO ₂	-0.95	-0.48	-0.76	-0.31	0.84	0.24	0.00	0.24	-0.53	-0.35
RhO ₂	-0.06	0.41	-0.71	-0.26	0.79	0.19	-0.06	0.18	-0.17	0.01
MnO ₂	0.65	1.12	-0.10	0.35	0.18	-0.42	-0.48	-0.24	0.60	0.78
PdO ₂	0.16	0.63	0.15	0.60	-0.07	-0.67	-0.54	-0.30	0.11	0.29

b) 25%, 50% and 75% CO coverages

HfO ₂										
Intermediates	25%		50%		75%-br		75%-CUS			
	ΔE	ΔG	ΔE	ΔG	ΔE	ΔG	ΔE	ΔG	ΔE	ΔG
CO ₂ (g) + * + (H ⁺ + e ⁻) → OCHO	-2.93	-2.48	-2.73	-2.28	-1.97	-1.54	-1.64	-1.21		
OCHO + (H ⁺ + e ⁻) → HCOOH(aq) + *	3.01	2.41	2.82	2.22	2.05	1.47	1.72	1.14		
OCHO + (H ⁺ + e ⁻) → HCOOH	1.26	1.50	-0.73	-0.49	0.41	0.67	0.54	0.80		
HCOOH + (H ⁺ + e ⁻) → H ₂ COOH	-1.18	-0.88	0.78	1.08	-0.72	-0.42	-0.67	-0.37		
H ₂ COOH + (H ⁺ + e ⁻) → CH ₃ OH(aq) + O	-0.21	-0.60	-0.21	-0.60	---	---	---	---		
H ₂ COOH + (H ⁺ + e ⁻) → H ₂ CO + H ₂ O(l)	0.61	0.28	0.73	0.40	-0.06	-0.38	1.10	0.77		
H ₂ COOH + (H ⁺ + e ⁻) → H ₃ CO + OH	-1.79	-1.43	-1.59	-1.24	---	---	---	---		
O + (H ⁺ + e ⁻) → OH	0.04	0.34	0.07	0.37	---	---	---	---		
H ₂ CO + (H ⁺ + e ⁻) → H ₃ CO	-0.69	-0.39	-0.87	-0.57	-0.42	-0.12	-1.70	-1.40		
H ₃ CO + OH + (H ⁺ + e ⁻) → H ₃ CO + H ₂ O(l)	1.70	1.32	1.45	1.07	---	---	---	---		
H ₃ CO + OH + (H ⁺ + e ⁻) → CH ₃ OH(aq) + OH	1.62	1.18	1.45	1.01	---	---	---	---		
OH + (H ⁺ + e ⁻) → H ₂ O(l) + *	2.32	1.94	2.13	1.75	---	---	---	---		
H ₃ CO + (H ⁺ + e ⁻) → H ₃ COH(aq) + *	2.24	1.80	2.13	1.69	2.07	1.57	1.68	1.18		
O + OH + (H ⁺ + e ⁻) → O + H ₂ O(l)	0.95	0.57	1.74	1.36	---	---	---	---		
H ₂ + * → H + (H ⁺ + e ⁻)	-0.94	-0.76	-0.72	-0.54	-0.77	-0.59	0.15	0.33		
MoO ₂										

Intermediates	25%		50%		75%-br		75%-CUS	
	ΔE	ΔG	ΔE	ΔG	ΔE	ΔG	ΔE	ΔG
$\text{CO}_2(\text{g}) + * + (\text{H}^+ + \text{e}^-) \rightarrow \text{OCHO}$	-2.41	-1.96	-1.93	-1.48	-1.52	-1.09	-0.67	-0.67
$\text{OCHO} + (\text{H}^+ + \text{e}^-) \rightarrow \text{HCOOH}(\text{aq}) + *$	2.50	1.90	2.01	1.41	1.60	1.02	0.75	0.75
$\text{OCHO} + (\text{H}^+ + \text{e}^-) \rightarrow \text{HCOOH}$	1.25	1.49	0.05	0.29	-0.46	-0.20	---	---
$\text{HCOOH} + (\text{H}^+ + \text{e}^-) \rightarrow \text{H}_2\text{COOH}$	-1.32	-1.02	-0.53	-0.23	0.23	0.53	---	---
$\text{H}_2\text{COOH} + (\text{H}^+ + \text{e}^-) \rightarrow \text{CH}_3\text{OH}(\text{aq}) + \text{O}$	0.07	-0.31	0.54	0.15	-0.36	-0.74	---	---
$\text{H}_2\text{COOH} + (\text{H}^+ + \text{e}^-) \rightarrow \text{H}_2\text{CO} + \text{H}_2\text{O}(\text{l})$	0.68	0.35	1.17	0.84	0.00	-0.33	---	---
$\text{H}_2\text{COOH} + (\text{H}^+ + \text{e}^-) \rightarrow \text{H}_3\text{CO} + \text{OH}$	-1.05	-0.70	-0.58	-0.22	---	---	---	---
$\text{O} + (\text{H}^+ + \text{e}^-) \rightarrow \text{OH}$	-0.17	0.13	-0.06	0.24	-0.23	0.07	---	---
$\text{H}_2\text{CO} + (\text{H}^+ + \text{e}^-) \rightarrow \text{H}_3\text{CO}$	-0.83	-0.53	-1.09	-0.79	-0.64	-0.34	---	---
$\text{H}_3\text{CO} + \text{OH} + (\text{H}^+ + \text{e}^-) \rightarrow \text{H}_3\text{CO} + \text{H}_2\text{O}(\text{l})$	0.90	0.52	0.66	0.28	---	---	---	---
$\text{H}_3\text{CO} + \text{OH} + (\text{H}^+ + \text{e}^-) \rightarrow \text{CH}_3\text{OH}(\text{aq}) + \text{OH}$	0.95	0.51	1.05	0.61	---	---	---	---
$\text{OH} + (\text{H}^+ + \text{e}^-) \rightarrow \text{H}_2\text{O}(\text{l}) + *$	1.90	1.52	1.24	0.86	---	---	---	---
$\text{H}_3\text{CO} + (\text{H}^+ + \text{e}^-) \rightarrow \text{H}_3\text{COH}(\text{aq}) + *$	1.95	1.51	1.64	1.20	1.69	1.19	---	---
$\text{O} + \text{OH} + (\text{H}^+ + \text{e}^-) \rightarrow \text{O} + \text{H}_2\text{O}(\text{l})$	0.29	0.47	0.80	0.42	---	---	---	---
$\text{H}_2 + * \rightarrow \text{H} + (\text{H}^+ + \text{e}^-)$	-0.59	-0.41	0.35	0.53	0.25	0.43	0.32	0.50
OsO₂								
Intermediates	25%		50%		75%-br		75%-CUS	
	ΔE	ΔG	ΔE	ΔG	ΔE	ΔG	ΔE	ΔG
$\text{CO}_2(\text{g}) + * + (\text{H}^+ + \text{e}^-) \rightarrow \text{OCHO}$	-2.39	-1.94	-2.14	-1.69	-1.47	-1.04	-0.42	0.01
$\text{OCHO} + (\text{H}^+ + \text{e}^-) \rightarrow \text{HCOOH}(\text{aq}) + *$	2.46	1.86	2.22	1.62	1.56	0.98	0.51	-0.07
$\text{OCHO} + (\text{H}^+ + \text{e}^-) \rightarrow \text{HCOOH}$	0.96	1.20	0.59	0.83	-0.15	0.11	---	---
$\text{HCOOH} + (\text{H}^+ + \text{e}^-) \rightarrow \text{H}_2\text{COOH}$	-1.18	-0.88	-1.00	-0.70	-0.17	0.12	---	---
$\text{H}_2\text{COOH} + (\text{H}^+ + \text{e}^-) \rightarrow \text{CH}_3\text{OH}(\text{aq}) + \text{O}$	0.93	0.54	1.04	0.65	0.46	0.07	---	---
$\text{H}_2\text{COOH} + (\text{H}^+ + \text{e}^-) \rightarrow \text{H}_2\text{CO} + \text{H}_2\text{O}(\text{l})$	0.44	0.11	0.71	0.38	0.54	0.21	---	---
$\text{H}_2\text{COOH} + (\text{H}^+ + \text{e}^-) \rightarrow \text{H}_3\text{CO} + \text{OH}$	-0.96	-0.61	-0.76	-0.40	---	---	---	---
$\text{O} + (\text{H}^+ + \text{e}^-) \rightarrow \text{OH}$	-0.84	-0.54	-0.93	-0.63	-1.10	-0.80	---	---
$\text{H}_2\text{CO} + (\text{H}^+ + \text{e}^-) \rightarrow \text{H}_3\text{CO}$	-0.45	-0.15	-0.80	-0.50	-1.30	-1.00	---	---
$\text{H}_3\text{CO} + \text{OH} + (\text{H}^+ + \text{e}^-) \rightarrow \text{H}_3\text{CO} + \text{H}_2\text{O}(\text{l})$	0.95	0.57	0.67	0.29	---	---	---	---
$\text{H}_3\text{CO} + \text{OH} + (\text{H}^+ + \text{e}^-) \rightarrow \text{CH}_3\text{OH}(\text{aq}) + \text{OH}$	1.05	0.61	0.86	0.42	---	---	---	---
$\text{OH} + (\text{H}^+ + \text{e}^-) \rightarrow \text{H}_2\text{O}(\text{l}) + *$	1.83	1.45	1.75	1.37	---	---	---	---
$\text{H}_3\text{CO} + (\text{H}^+ + \text{e}^-) \rightarrow \text{H}_3\text{COH}(\text{aq}) + *$	1.93	1.49	1.95	1.51	1.86	1.36	---	---
$\text{O} + \text{OH} + (\text{H}^+ + \text{e}^-) \rightarrow \text{O} + \text{H}_2\text{O}(\text{l})$	0.91	0.53	0.78	0.40	---	---	---	---
$\text{H}_2 + * \rightarrow \text{H} + (\text{H}^+ + \text{e}^-)$	-1.15	-0.97	-1.14	-0.96	-1.05	-0.87	-0.26	-0.08
NbO₂								

Intermediates	25%		50%		75%-br		75%-CUS	
	ΔE	ΔG	ΔE	ΔG	ΔE	ΔG	ΔE	ΔG
$\text{CO}_2(\text{g}) + * + (\text{H}^+ + \text{e}^-) \rightarrow \text{OCHO}$	-1.65	-1.20	-1.69	-1.24	-1.48	-1.05	-0.82	-0.39
$\text{OCHO} + (\text{H}^+ + \text{e}^-) \rightarrow \text{HCOOH}(\text{aq}) + *$	1.73	1.13	1.77	1.17	1.56	0.98	0.90	0.32
$\text{OCHO} + (\text{H}^+ + \text{e}^-) \rightarrow \text{HCOOH}$	0.18	0.42	1.03	1.27	0.67	0.93	---	---
$\text{HCOOH} + (\text{H}^+ + \text{e}^-) \rightarrow \text{H}_2\text{COOH}$	-0.39	-0.09	-1.14	-0.84	-1.01	-0.72	---	---
$\text{H}_2\text{COOH} + (\text{H}^+ + \text{e}^-) \rightarrow \text{CH}_3\text{OH}(\text{aq}) + \text{O}$	-0.52	-0.91	-0.57	-0.96	-0.47	-0.86	---	---
$\text{H}_2\text{COOH} + (\text{H}^+ + \text{e}^-) \rightarrow \text{H}_2\text{CO} + \text{H}_2\text{O}(\text{l})$	0.43	0.10	0.58	0.25	0.28	-0.05	---	---
$\text{H}_2\text{COOH} + (\text{H}^+ + \text{e}^-) \rightarrow \text{H}_3\text{CO} + \text{OH}$	-1.56	-1.21	-1.57	-1.22	---	---	---	---
$\text{O} + (\text{H}^+ + \text{e}^-) \rightarrow \text{OH}$	0.00	0.30	0.02	0.32	-0.21	0.09	---	---
$\text{H}_2\text{CO} + (\text{H}^+ + \text{e}^-) \rightarrow \text{H}_3\text{CO}$	-1.01	-0.71	-1.20	-0.90	-0.98	-0.68	---	---
$\text{H}_3\text{CO} + \text{OH} + (\text{H}^+ + \text{e}^-) \rightarrow \text{H}_3\text{CO} + \text{H}_2\text{O}(\text{l})$	0.98	0.60	0.95	0.57	---	---	---	---
$\text{H}_3\text{CO} + \text{OH} + (\text{H}^+ + \text{e}^-) \rightarrow \text{CH}_3\text{OH}(\text{aq}) + \text{OH}$	1.05	0.61	1.03	0.59	---	---	---	---
$\text{OH} + (\text{H}^+ + \text{e}^-) \rightarrow \text{H}_2\text{O}(\text{l}) + *$	1.68	1.30	1.65	1.27	---	---	---	---
$\text{H}_3\text{CO} + (\text{H}^+ + \text{e}^-) \rightarrow \text{H}_3\text{COH}(\text{aq}) + *$	1.74	1.30	1.72	1.28	1.84	1.34	---	---
$\text{O} + \text{OH} + (\text{H}^+ + \text{e}^-) \rightarrow \text{O} + \text{H}_2\text{O}(\text{l})$	1.12	0.74	1.10	0.72	---	---	---	---
$\text{H}_2 + * \rightarrow \text{H} + (\text{H}^+ + \text{e}^-)$	-1.02	-0.84	-1.02	-0.84	-0.99	-0.81	0.56	0.74
TiO₂								
Intermediates	25%		50%		75%-br		75%-CUS	
	ΔE	ΔG	ΔE	ΔG	ΔE	ΔG	ΔE	ΔG
$\text{CO}_2(\text{g}) + * + (\text{H}^+ + \text{e}^-) \rightarrow \text{OCHO}$	-1.51	-1.06	-1.31	-0.86	---	---	-0.33	0.10
$\text{OCHO} + (\text{H}^+ + \text{e}^-) \rightarrow \text{HCOOH}(\text{aq}) + *$	1.59	0.99	1.39	0.79	---	---	0.41	-0.17
$\text{OCHO} + (\text{H}^+ + \text{e}^-) \rightarrow \text{HCOOH}$	0.70	0.94	0.83	1.07	---	---	---	---
$\text{HCOOH} + (\text{H}^+ + \text{e}^-) \rightarrow \text{H}_2\text{COOH}$	-0.70	-0.40	-0.62	-0.32	---	---	---	---
$\text{H}_2\text{COOH} + (\text{H}^+ + \text{e}^-) \rightarrow \text{CH}_3\text{OH}(\text{aq}) + \text{O}$	-0.33	-0.72	0.23	-0.16	---	---	---	---
$\text{H}_2\text{COOH} + (\text{H}^+ + \text{e}^-) \rightarrow \text{H}_2\text{CO} + \text{H}_2\text{O}(\text{l})$	0.78	0.45	0.99	0.66	---	---	---	---
$\text{H}_2\text{COOH} + (\text{H}^+ + \text{e}^-) \rightarrow \text{H}_3\text{CO} + \text{OH}$	-1.13	-0.78	-0.40	-0.05	---	---	---	---
$\text{O} + (\text{H}^+ + \text{e}^-) \rightarrow \text{OH}$	-0.17	0.13	-0.34	-0.04	---	---	---	---
$\text{H}_2\text{CO} + (\text{H}^+ + \text{e}^-) \rightarrow \text{H}_3\text{CO}$	-1.35	-1.05	-1.35	-1.05	---	---	---	---
$\text{H}_3\text{CO} + \text{OH} + (\text{H}^+ + \text{e}^-) \rightarrow \text{H}_3\text{CO} + \text{H}_2\text{O}(\text{l})$	0.56	0.18	0.04	-0.34	---	---	---	---
$\text{H}_3\text{CO} + \text{OH} + (\text{H}^+ + \text{e}^-) \rightarrow \text{CH}_3\text{OH}(\text{aq}) + \text{OH}$	0.63	0.19	0.29	-0.15	---	---	---	---
$\text{OH} + (\text{H}^+ + \text{e}^-) \rightarrow \text{H}_2\text{O}(\text{l}) + *$	1.32	0.94	0.52	0.14	---	---	---	---
$\text{H}_3\text{CO} + (\text{H}^+ + \text{e}^-) \rightarrow \text{H}_3\text{COH}(\text{aq}) + *$	1.39	0.95	0.77	0.33	---	---	---	---
$\text{O} + \text{OH} + (\text{H}^+ + \text{e}^-) \rightarrow \text{O} + \text{H}_2\text{O}(\text{l})$	0.76	0.38	-0.45	-0.83	---	---	---	---
$\text{H}_2 + * \rightarrow \text{H} + (\text{H}^+ + \text{e}^-)$	0.01	0.19	0.82	1.00	-0.01	0.17	0.75	0.93
IrO₂								

Intermediates	25%		50%		75%-br		75%-CUS	
	ΔE	ΔG	ΔE	ΔG	ΔE	ΔG	ΔE	ΔG
$\text{CO}_2(\text{g}) + * + (\text{H}^+ + \text{e}^-) \rightarrow \text{OCHO}$	-1.77	-1.32	-1.66	-1.21	-1.23	-0.80	-0.60	-0.17
$\text{OCHO} + (\text{H}^+ + \text{e}^-) \rightarrow \text{HCOOH}(\text{aq}) + *$	1.85	1.25	1.75	1.15	1.31	0.73	0.68	0.10
$\text{OCHO} + (\text{H}^+ + \text{e}^-) \rightarrow \text{HCOOH}$	0.91	1.15	0.02	0.34	-0.55	-0.29	---	---
$\text{HCOOH} + (\text{H}^+ + \text{e}^-) \rightarrow \text{H}_2\text{COOH}$	-0.89	-0.59	-0.44	-0.22	0.14	0.44	---	---
$\text{H}_2\text{COOH} + (\text{H}^+ + \text{e}^-) \rightarrow \text{CH}_3\text{OH}(\text{aq}) + \text{O}$	1.12	0.73	1.11	0.73	0.44	0.05	---	---
$\text{H}_2\text{COOH} + (\text{H}^+ + \text{e}^-) \rightarrow \text{H}_2\text{CO} + \text{H}_2\text{O}(\text{l})$	0.25	-0.08	0.43	0.10	0.60	0.27	---	---
$\text{H}_2\text{COOH} + (\text{H}^+ + \text{e}^-) \rightarrow \text{H}_3\text{CO} + \text{OH}$	-0.60	-0.25	-0.62	-0.27	---	---	---	---
$\text{O} + (\text{H}^+ + \text{e}^-) \rightarrow \text{OH}$	-1.44	-1.14	-1.08	-0.78	-0.94	-0.64	---	---
$\text{H}_2\text{CO} + (\text{H}^+ + \text{e}^-) \rightarrow \text{H}_3\text{CO}$	-0.37	-0.07	-0.57	-0.27	-1.25	-0.95	---	---
$\text{H}_3\text{CO} + \text{OH} + (\text{H}^+ + \text{e}^-) \rightarrow \text{H}_3\text{CO} + \text{H}_2\text{O}(\text{l})$	0.48	0.10	0.48	0.10	---	---	---	---
$\text{H}_3\text{CO} + \text{OH} + (\text{H}^+ + \text{e}^-) \rightarrow \text{CH}_3\text{OH}(\text{aq}) + \text{OH}$	0.27	-0.17	0.65	0.21	---	---	---	---
$\text{OH} + (\text{H}^+ + \text{e}^-) \rightarrow \text{H}_2\text{O}(\text{l}) + *$	1.38	1.00	1.36	0.98	---	---	---	---
$\text{H}_3\text{CO} + (\text{H}^+ + \text{e}^-) \rightarrow \text{H}_3\text{COH}(\text{aq}) + *$	1.18	0.74	1.53	1.09	1.59	1.09	---	---
$\text{O} + \text{OH} + (\text{H}^+ + \text{e}^-) \rightarrow \text{O} + \text{H}_2\text{O}(\text{l})$	0.05	-0.33	0.40	0.02	---	---	---	---
$\text{H}_2 + * \rightarrow \text{H} + (\text{H}^+ + \text{e}^-)$	-0.88	-0.70	-0.88	-0.70	-0.93	-0.75	-0.69	-0.51
RuO₂								
Intermediates	25%		50%		75%-br		75%-CUS	
	ΔE	ΔG	ΔE	ΔG	ΔE	ΔG	ΔE	ΔG
$\text{CO}_2(\text{g}) + * + (\text{H}^+ + \text{e}^-) \rightarrow \text{OCHO}$	-1.50	-1.05	-1.19	-0.74	-0.71	-0.28	0.19	0.62
$\text{OCHO} + (\text{H}^+ + \text{e}^-) \rightarrow \text{HCOOH}(\text{aq}) + *$	1.58	0.98	1.27	0.67	0.80	0.22	-0.11	-0.69
$\text{OCHO} + (\text{H}^+ + \text{e}^-) \rightarrow \text{HCOOH}$	0.56	0.80	0.23	0.47	---	---	---	---
$\text{HCOOH} + (\text{H}^+ + \text{e}^-) \rightarrow \text{H}_2\text{COOH}$	-0.64	-0.34	-0.39	-0.09	---	---	---	---
$\text{H}_2\text{COOH} + (\text{H}^+ + \text{e}^-) \rightarrow \text{CH}_3\text{OH}(\text{aq}) + \text{O}$	1.27	0.88	1.28	0.90	---	---	---	---
$\text{H}_2\text{COOH} + (\text{H}^+ + \text{e}^-) \rightarrow \text{H}_2\text{CO} + \text{H}_2\text{O}(\text{l})$	0.69	0.37	0.81	0.48	---	---	---	---
$\text{H}_2\text{COOH} + (\text{H}^+ + \text{e}^-) \rightarrow \text{H}_3\text{CO} + \text{OH}$	-0.17	0.19	0.01	0.36	---	---	---	---
$\text{O} + (\text{H}^+ + \text{e}^-) \rightarrow \text{OH}$	-1.32	-1.02	-1.40	-1.10	---	---	---	---
$\text{H}_2\text{CO} + (\text{H}^+ + \text{e}^-) \rightarrow \text{H}_3\text{CO}$	-0.82	-0.52	-1.04	-0.74	---	---	---	---
$\text{H}_3\text{CO} + \text{OH} + (\text{H}^+ + \text{e}^-) \rightarrow \text{H}_3\text{CO} + \text{H}_2\text{O}(\text{l})$	0.04	-0.34	-0.24	-0.62	---	---	---	---
$\text{H}_3\text{CO} + \text{OH} + (\text{H}^+ + \text{e}^-) \rightarrow \text{CH}_3\text{OH}(\text{aq}) + \text{OH}$	0.12	-0.32	-0.12	-0.56	---	---	---	---
$\text{OH} + (\text{H}^+ + \text{e}^-) \rightarrow \text{H}_2\text{O}(\text{l}) + *$	0.94	0.56	0.77	0.39	---	---	---	---
$\text{H}_3\text{CO} + (\text{H}^+ + \text{e}^-) \rightarrow \text{H}_3\text{COH}(\text{aq}) + *$	1.01	0.57	0.88	0.44	---	---	---	---
$\text{O} + \text{OH} + (\text{H}^+ + \text{e}^-) \rightarrow \text{O} + \text{H}_2\text{O}(\text{l})$	0.03	-0.35	-0.10	-0.48	---	---	---	---
$\text{H}_2 + * \rightarrow \text{H} + (\text{H}^+ + \text{e}^-)$	-0.43	-0.25	-0.35	-0.17	-0.36	-0.18	0.43	0.61
CrO₂								

Intermediates	25%		50%		75%-br		75%-CUS	
	ΔE	ΔG	ΔE	ΔG	ΔE	ΔG	ΔE	ΔG
$\text{CO}_2(\text{g}) + * + (\text{H}^+ + \text{e}^-) \rightarrow \text{OCHO}$	-0.78	-0.33	-0.60	-0.15	---	---	0.49	0.92
$\text{OCHO} + (\text{H}^+ + \text{e}^-) \rightarrow \text{HCOOH}(\text{aq}) + *$	0.87	0.27	0.69	0.09	---	---	-0.41	-0.99
$\text{OCHO} + (\text{H}^+ + \text{e}^-) \rightarrow \text{HCOOH}$	0.01	0.25	0.00	0.24	---	---	---	---
$\text{HCOOH} + (\text{H}^+ + \text{e}^-) \rightarrow \text{H}_2\text{COOH}$	0.03	0.33	0.42	0.71	---	---	---	---
$\text{H}_2\text{COOH} + (\text{H}^+ + \text{e}^-) \rightarrow \text{CH}_3\text{OH}(\text{aq}) + \text{O}$	0.46	0.07	0.80	0.41	---	---	---	---
$\text{H}_2\text{COOH} + (\text{H}^+ + \text{e}^-) \rightarrow \text{H}_2\text{CO} + \text{H}_2\text{O}(\text{l})$	0.83	0.50	0.12	-0.21	---	---	---	---
$\text{H}_2\text{COOH} + (\text{H}^+ + \text{e}^-) \rightarrow \text{H}_3\text{CO} + \text{OH}$	-0.09	0.26	0.20	0.55	---	---	---	---
$\text{O} + (\text{H}^+ + \text{e}^-) \rightarrow \text{OH}$	-1.02	-0.72	-1.00	-0.70	---	---	---	---
$\text{H}_2\text{CO} + (\text{H}^+ + \text{e}^-) \rightarrow \text{H}_3\text{CO}$	-1.32	-1.02	-0.54	-0.24	---	---	---	---
$\text{H}_3\text{CO} + \text{OH} + (\text{H}^+ + \text{e}^-) \rightarrow \text{H}_3\text{CO} + \text{H}_2\text{O}(\text{l})$	-0.41	-0.79	-0.63	-1.01	---	---	---	---
$\text{H}_3\text{CO} + \text{OH} + (\text{H}^+ + \text{e}^-) \rightarrow \text{CH}_3\text{OH}(\text{aq}) + \text{OH}$	-0.47	-0.91	-0.40	-0.84	---	---	---	---
$\text{OH} + (\text{H}^+ + \text{e}^-) \rightarrow \text{H}_2\text{O}(\text{l}) + *$	0.60	0.22	-0.31	-0.69	---	---	---	---
$\text{H}_3\text{CO} + (\text{H}^+ + \text{e}^-) \rightarrow \text{H}_3\text{COH}(\text{aq}) + *$	0.55	0.11	-0.08	-0.52	---	---	---	---
$\text{O} + \text{OH} + (\text{H}^+ + \text{e}^-) \rightarrow \text{O} + \text{H}_2\text{O}(\text{l})$	-0.18	-0.56	-0.57	-0.95	---	---	---	---
$\text{H}_2 + * \rightarrow \text{H} + (\text{H}^+ + \text{e}^-)$	0.11	0.29	1.06	1.24	---	---	1.15	1.33
PtO₂								
Intermediates	25%		50%		75%-br		75%-CUS	
	ΔE	ΔG	ΔE	ΔG	ΔE	ΔG	ΔE	ΔG
$\text{CO}_2(\text{g}) + * + (\text{H}^+ + \text{e}^-) \rightarrow \text{OCHO}$	-0.31	0.14	-0.55	-0.10	-0.12	0.31	0.26	0.69
$\text{OCHO} + (\text{H}^+ + \text{e}^-) \rightarrow \text{HCOOH}(\text{aq}) + *$	0.39	-0.21	0.63	0.03	0.20	-0.38	-0.18	-0.76
$\text{OCHO} + (\text{H}^+ + \text{e}^-) \rightarrow \text{HCOOH}$	-0.28	-0.04	-0.27	-0.03	---	---	---	---
$\text{HCOOH} + (\text{H}^+ + \text{e}^-) \rightarrow \text{H}_2\text{COOH}$	-0.20	0.10	0.36	0.66	---	---	---	---
$\text{H}_2\text{COOH} + (\text{H}^+ + \text{e}^-) \rightarrow \text{CH}_3\text{OH}(\text{aq}) + \text{O}$	1.05	0.66	2.36	1.97	---	---	---	---
$\text{H}_2\text{COOH} + (\text{H}^+ + \text{e}^-) \rightarrow \text{H}_2\text{CO} + \text{H}_2\text{O}(\text{l})$	-0.14	-0.47	0.14	-0.19	---	---	---	---
$\text{H}_2\text{COOH} + (\text{H}^+ + \text{e}^-) \rightarrow \text{H}_3\text{CO} + \text{OH}$	-0.42	-0.07	0.50	0.85	---	---	---	---
$\text{O} + (\text{H}^+ + \text{e}^-) \rightarrow \text{OH}$	-1.51	-1.21	-2.23	-1.93	---	---	---	---
$\text{H}_2\text{CO} + (\text{H}^+ + \text{e}^-) \rightarrow \text{H}_3\text{CO}$	-0.50	-0.20	-0.15	0.15	---	---	---	---
$\text{H}_3\text{CO} + \text{OH} + (\text{H}^+ + \text{e}^-) \rightarrow \text{H}_3\text{CO} + \text{H}_2\text{O}(\text{l})$	-0.22	-0.60	-0.52	-0.90	---	---	---	---
$\text{H}_3\text{CO} + \text{OH} + (\text{H}^+ + \text{e}^-) \rightarrow \text{CH}_3\text{OH}(\text{aq}) + \text{OH}$	-0.03	-0.47	-0.37	-0.81	---	---	---	---
$\text{OH} + (\text{H}^+ + \text{e}^-) \rightarrow \text{H}_2\text{O}(\text{l}) + *$	0.55	0.17	-0.36	-0.74	---	---	---	---
$\text{H}_3\text{CO} + (\text{H}^+ + \text{e}^-) \rightarrow \text{H}_3\text{COH}(\text{aq}) + *$	0.73	0.29	-0.22	-0.66	---	---	---	---
$\text{O} + \text{OH} + (\text{H}^+ + \text{e}^-) \rightarrow \text{O} + \text{H}_2\text{O}(\text{l})$	-0.36	-0.74	-0.37	-0.75	---	---	---	---
$\text{H}_2 + * \rightarrow \text{H} + (\text{H}^+ + \text{e}^-)$	-0.34	-0.16	-0.50	-0.32	-0.39	-0.21	-0.56	-0.38
RhO₂								

Intermediates	25%		50%		75%-br		75%-CUS	
	ΔE	ΔG	ΔE	ΔG	ΔE	ΔG	ΔE	ΔG
$\text{CO}_2(\text{g}) + * + (\text{H}^+ + \text{e}^-) \rightarrow \text{OCHO}$	-0.68	-0.23	-0.76	-0.31	-0.61	-0.18	0.38	0.81
$\text{OCHO} + (\text{H}^+ + \text{e}^-) \rightarrow \text{HCOOH}(\text{aq}) + *$	0.76	0.16	0.84	0.24	0.69	0.11	-0.29	-0.87
$\text{OCHO} + (\text{H}^+ + \text{e}^-) \rightarrow \text{HCOOH}$	0.20	0.44	0.20	0.44	---	---	---	---
$\text{HCOOH} + (\text{H}^+ + \text{e}^-) \rightarrow \text{H}_2\text{COOH}$	-0.32	-0.02	-0.30	0.00	---	---	---	---
$\text{H}_2\text{COOH} + (\text{H}^+ + \text{e}^-) \rightarrow \text{CH}_3\text{OH}(\text{aq}) + \text{O}$	1.27	0.88	1.34	0.95	---	---	---	---
$\text{H}_2\text{COOH} + (\text{H}^+ + \text{e}^-) \rightarrow \text{H}_2\text{CO} + \text{H}_2\text{O}(\text{l})$	0.45	0.12	0.77	0.44	---	---	---	---
$\text{H}_2\text{COOH} + (\text{H}^+ + \text{e}^-) \rightarrow \text{H}_3\text{CO} + \text{OH}$	0.20	0.55	0.15	0.50	---	---	---	---
$\text{O} + (\text{H}^+ + \text{e}^-) \rightarrow \text{OH}$	-1.48	-1.18	-1.57	-1.27	---	---	---	---
$\text{H}_2\text{CO} + (\text{H}^+ + \text{e}^-) \rightarrow \text{H}_3\text{CO}$	-0.80	-0.50	-1.09	-0.79	---	---	---	---
$\text{H}_3\text{CO} + \text{OH} + (\text{H}^+ + \text{e}^-) \rightarrow \text{H}_3\text{CO} + \text{H}_2\text{O}(\text{l})$	-0.55	-0.93	-0.47	-0.85	---	---	---	---
$\text{H}_3\text{CO} + \text{OH} + (\text{H}^+ + \text{e}^-) \rightarrow \text{CH}_3\text{OH}(\text{aq}) + \text{OH}$	-0.42	-0.86	-0.39	-0.83	---	---	---	---
$\text{OH} + (\text{H}^+ + \text{e}^-) \rightarrow \text{H}_2\text{O}(\text{l}) + *$	0.32	-0.06	0.40	0.02	---	---	---	---
$\text{H}_3\text{CO} + (\text{H}^+ + \text{e}^-) \rightarrow \text{H}_3\text{COH}(\text{aq}) + *$	0.46	0.02	0.49	0.05	---	---	---	---
$\text{O} + \text{OH} + (\text{H}^+ + \text{e}^-) \rightarrow \text{O} + \text{H}_2\text{O}(\text{l})$	-0.78	-1.16	-0.45	-0.83	---	---	---	---
$\text{H}_2 + * \rightarrow \text{H} + (\text{H}^+ + \text{e}^-)$	-0.22	-0.04	-0.21	-0.03	-0.19	-0.01	0.26	0.44
MnO₂								
Intermediates	25%		50%		75%-br		75%-CUS	
	ΔE	ΔG	ΔE	ΔG	ΔE	ΔG	ΔE	ΔG
$\text{CO}_2(\text{g}) + * + (\text{H}^+ + \text{e}^-) \rightarrow \text{OCHO}$	0.10	0.55	0.54	0.99	---	---	---	---
$\text{OCHO} + (\text{H}^+ + \text{e}^-) \rightarrow \text{HCOOH}(\text{aq}) + *$	-0.02	-0.62	-0.46	-1.06	---	---	---	---
$\text{OCHO} + (\text{H}^+ + \text{e}^-) \rightarrow \text{HCOOH}$	-0.33	-0.09	-0.84	-0.60	---	---	---	---
$\text{HCOOH} + (\text{H}^+ + \text{e}^-) \rightarrow \text{H}_2\text{COOH}$	0.37	0.67	0.74	1.04	---	---	---	---
$\text{H}_2\text{COOH} + (\text{H}^+ + \text{e}^-) \rightarrow \text{CH}_3\text{OH}(\text{aq}) + \text{O}$	0.38	-0.01	1.42	1.03	---	---	---	---
$\text{H}_2\text{COOH} + (\text{H}^+ + \text{e}^-) \rightarrow \text{H}_2\text{CO} + \text{H}_2\text{O}(\text{l})$	0.07	-0.26	-0.31	-0.64	---	---	---	---
$\text{H}_2\text{COOH} + (\text{H}^+ + \text{e}^-) \rightarrow \text{H}_3\text{CO} + \text{OH}$	0.01	0.37	0.12	0.48	---	---	---	---
$\text{O} + (\text{H}^+ + \text{e}^-) \rightarrow \text{OH}$	-1.27	-0.97	-1.89	-1.59	---	---	---	---
$\text{H}_2\text{CO} + (\text{H}^+ + \text{e}^-) \rightarrow \text{H}_3\text{CO}$	-0.88	-0.58	-0.32	-0.02	---	---	---	---
$\text{H}_3\text{CO} + \text{OH} + (\text{H}^+ + \text{e}^-) \rightarrow \text{H}_3\text{CO} + \text{H}_2\text{O}(\text{l})$	-0.82	-1.20	-0.76	-1.14	---	---	---	---
$\text{H}_3\text{CO} + \text{OH} + (\text{H}^+ + \text{e}^-) \rightarrow \text{CH}_3\text{OH}(\text{aq}) + \text{OH}$	-0.90	-1.34	-0.59	-1.03	---	---	---	---
$\text{OH} + (\text{H}^+ + \text{e}^-) \rightarrow \text{H}_2\text{O}(\text{l}) + *$	0.05	-0.33	-0.66	-1.04	---	---	---	---
$\text{H}_3\text{CO} + (\text{H}^+ + \text{e}^-) \rightarrow \text{H}_3\text{COH}(\text{aq}) + *$	-0.03	-0.47	-0.50	-0.94	---	---	---	---
$\text{O} + \text{OH} + (\text{H}^+ + \text{e}^-) \rightarrow \text{O} + \text{H}_2\text{O}(\text{l})$	-1.11	-1.49	-0.56	-0.94	---	---	---	---
$\text{H}_2 + * \rightarrow \text{H} + (\text{H}^+ + \text{e}^-)$	0.45	0.63	0.93	1.11	---	---	---	---
PdO₂								

Intermediates	25%		50%		75%-br		75%-CUS	
	ΔE	ΔG	ΔE	ΔG	ΔE	ΔG	ΔE	ΔG
$\text{CO}_2(\text{g}) + * + (\text{H}^+ + \text{e}^-) \rightarrow \text{OCHO}$	0.26	0.71	0.33	0.78	-0.09	0.34	0.68	1.11
$\text{OCHO} + (\text{H}^+ + \text{e}^-) \rightarrow \text{HCOOH}(\text{aq}) + *$	-0.17	-0.77	-0.25	-0.85	0.17	-0.41	-0.60	-1.18
$\text{OCHO} + (\text{H}^+ + \text{e}^-) \rightarrow \text{HCOOH}$	-0.46	-0.22	-0.76	-0.52	---	---	---	---
$\text{HCOOH} + (\text{H}^+ + \text{e}^-) \rightarrow \text{H}_2\text{COOH}$	0.23	0.53	0.97	1.27	---	---	---	---
$\text{H}_2\text{COOH} + (\text{H}^+ + \text{e}^-) \rightarrow \text{CH}_3\text{OH}(\text{aq}) + \text{O}$	1.23	0.85	2.37	1.98	---	---	---	---
$\text{H}_2\text{COOH} + (\text{H}^+ + \text{e}^-) \rightarrow \text{H}_2\text{CO} + \text{H}_2\text{O}(\text{l})$	0.10	-0.23	-0.50	-0.83	---	---	---	---
$\text{H}_2\text{COOH} + (\text{H}^+ + \text{e}^-) \rightarrow \text{H}_3\text{CO} + \text{OH}$	0.35	0.70	0.50	0.85	---	---	---	---
$\text{O} + (\text{H}^+ + \text{e}^-) \rightarrow \text{OH}$	-1.92	-1.62	-2.44	-2.14	---	---	---	---
$\text{H}_2\text{CO} + (\text{H}^+ + \text{e}^-) \rightarrow \text{H}_3\text{CO}$	-0.80	-0.50	0.22	0.52	---	---	---	---
$\text{H}_3\text{CO} + \text{OH} + (\text{H}^+ + \text{e}^-) \rightarrow \text{H}_3\text{CO} + \text{H}_2\text{O}(\text{l})$	-1.05	-1.43	-0.79	-1.17	---	---	---	---
$\text{H}_3\text{CO} + \text{OH} + (\text{H}^+ + \text{e}^-) \rightarrow \text{CH}_3\text{OH}(\text{aq}) + \text{OH}$	-1.04	-1.48	-0.57	-1.01	---	---	---	---
$\text{OH} + (\text{H}^+ + \text{e}^-) \rightarrow \text{H}_2\text{O}(\text{l}) + *$	-0.02	-0.40	-1.16	-1.54	---	---	---	---
$\text{H}_3\text{CO} + (\text{H}^+ + \text{e}^-) \rightarrow \text{H}_3\text{COH}(\text{aq}) + *$	-0.01	-0.45	-0.95	-1.39	---	---	---	---
$\text{O} + \text{OH} + (\text{H}^+ + \text{e}^-) \rightarrow \text{O} + \text{H}_2\text{O}(\text{l})$	-1.16	-1.54	-0.82	-1.20	---	---	---	---
$\text{H}_2 + * \rightarrow \text{H} + (\text{H}^+ + \text{e}^-)$	0.11	0.29	0.47	0.65	-0.12	0.06	0.15	0.33

	75%-br	----	----	----	----	----	----
	75%-CUS	----	----	----	----	----	----
PtO ₂	0%	----	----	----	----	-0.37	-0.19
	25%	----	----	----	----	0.60	0.78
	50%	----	----	----	----	----	----
	75%-br	----	----	----	----	0.17	0.36
	75%-CUS	----	----	----	----	----	----

*RhO₂, MnO₂ and PdO₂ do not bind CO₂ on their surfaces at any coverages.

Table S5. Selectivity of different TMOs toward CO₂RR or HER products and their free energy binding strength order for 0%, 25%, 50% and 75% CO coverage with br-br-CUS configuration (vacant CUS) and br-CUS-CUS configuration (vacant br) at U=0. CO₂ can either adsorb through its oxygen atom both bidentate (O_b) and linear (O_l) and through its carbon atom (C). In the case of MnO₂, 75% CO coverage formation is not possible (shown with dashed line).

Catalysts		CO coverage				
		0%	25%	50%	75%	
					vacant CUS	vacant br
HfO ₂	Binding strength	H < C	O _l < O _b < H	O _l < H < C	C < H < O _l	O _l < H < C
	Selectivity at U=0	CO ₂ RR	HER	CO ₂ RR	CO ₂ RR	CO ₂ RR
	Possible product at U=0	CO	H ₂	CO	CO /HCOOH/CH ₃ OH	CO
MoO ₂	Binding strength	O _l < C < H < O _b	O _b < O _l < H	H < C < O _b < O _l	H < O _l	H = C < O _l
	Selectivity at U=0	CO ₂ RR	HER	CO ₂ RR	CO ₂ RR	CO ₂ RR
	Possible product at U=0	HCOOH/CH ₃ OH	H ₂	CO /HCOOH/CH ₃ OH	CO /HCOOH/CH ₃ OH	CO /HCOOH/CH ₃ OH
OsO ₂	Binding strength	O _l < O _b < H < C	O _l < H	O _l < O _b < C < H	O _l < H	C < O _l < H
	Selectivity at U=0	CO ₂ RR	HER	HER	HER	HER
	Possible product at U=0	CO	H ₂	H ₂	H ₂	H ₂
NbO ₂	Binding strength	O _l < O _b < H < C	O _l < O _b < C < H	O _b < O _l < H	H < O _l	O _l < C < H
	Selectivity at U=0	CO ₂ RR	HER	HER	CO ₂ RR	HER
	Possible product at U=0	CO	H ₂	H ₂	CO /HCOOH/CH ₃ OH	H ₂
TiO ₂	Binding strength	O _l < O _b < H < C	O _b < O _l < H < C	H < O _l	H < O _l	H
	Selectivity at U=0	CO ₂ RR	CO ₂ RR	CO ₂ RR	CO ₂ RR	HER
	Possible product at U=0	CO	CO	CO /HCOOH/CH ₃ OH	CO /HCOOH/CH ₃ OH	H ₂
IrO ₂	Binding strength	O _l < O _b < H = C	O _b < O _l < C < H	H < C	O _l < H	O _l < C < H
	Selectivity at U=0	HER/CO ₂ RR	HER	CO ₂ RR	HER	HER
	Possible product at U=0	H ₂ /CO	H ₂	CO	H ₂	H ₂
RuO ₂	Binding strength	O _l < C < H	O _l < H	O _l < H	O _l < H	O _l < H
	Selectivity at U=0	HER	HER	HER	HER	HER
	Possible product at U=0	H ₂	H ₂	H ₂	H ₂	H ₂
CrO ₂	Binding strength	C < H	H	H	H	H
	Selectivity at U=0	HER	HER	HER	HER	HER
	Possible product at U=0	H ₂	H ₂	H ₂	H ₂	H ₂
PtO ₂	Binding strength	C < H	C < H	H	H	C < H
	Selectivity at U=0	HER	HER	HER	HER	HER
	Possible product at U=0	H ₂	H ₂	H ₂	H ₂	H ₂
RhO ₂	Binding strength	H	H	H	H	H
	Selectivity at U=0	HER	HER	HER	HER	HER
	Possible product at U=0	H ₂	H ₂	H ₂	H ₂	H ₂
MnO ₂	Binding strength	H	H	H	---	---
	Selectivity at U=0	HER	HER	HER	---	---

	Possible product at U=0	H ₂	H ₂	H ₂	---	---
PdO ₂	Binding strength	H	H	H	H	H
	Selectivity at U=0	HER	HER	HER	HER	HER
	Possible product at U=0	H ₂	H ₂	H ₂	H ₂	H ₂

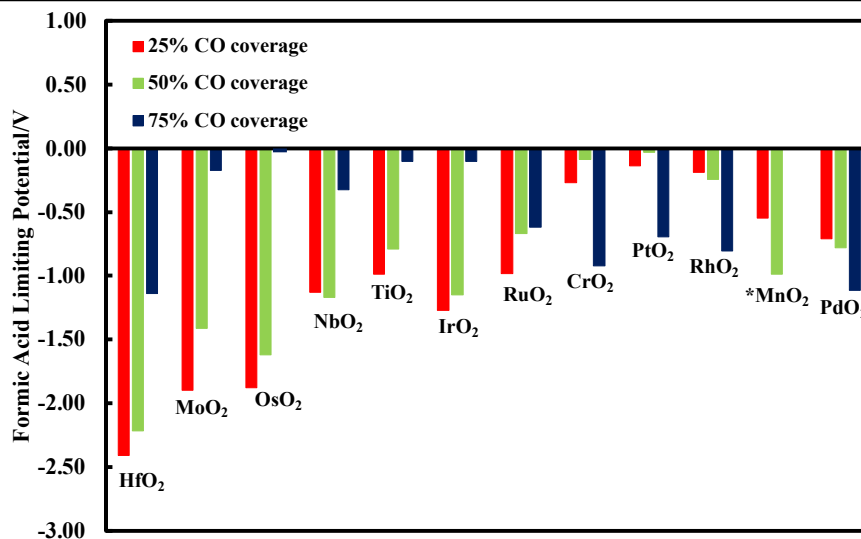


Figure S1. Limiting potentials towards formic acid formation at varying CO coverages (75% CO coverage with br-br-CUS configuration). MnO₂ is not able to hold the third CO (75% coverage) on its surface and therefore, there is one data column missing for it in the diagram.

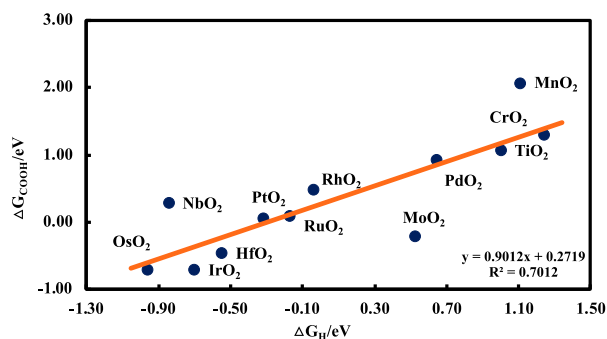


Figure S2. Scaling relation for TMOs for H vs. COOH for 50% CO coverage.

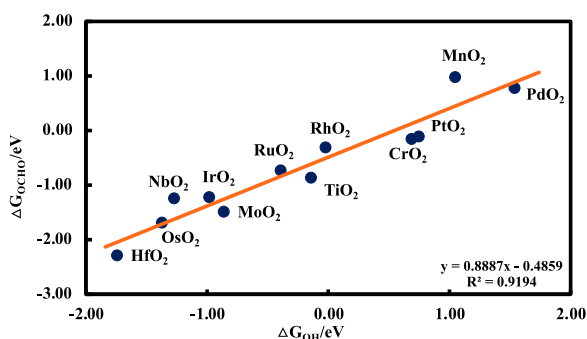


Figure S3. Scaling relation for TMOs for OH vs. OCHO for 50% CO coverage.

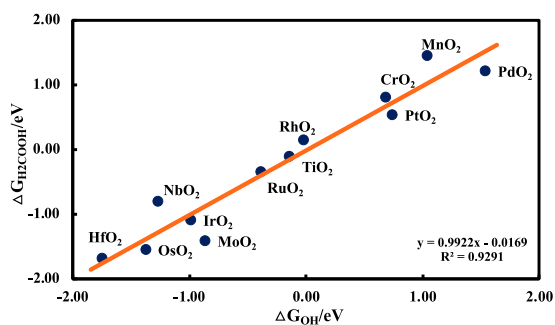
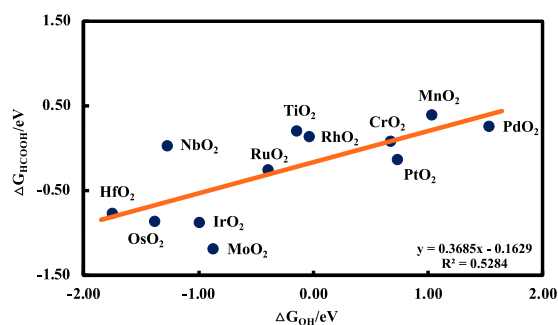


Figure S4. Scaling relation for TMOs for OH vs. HCOOH for 50% CO coverage.

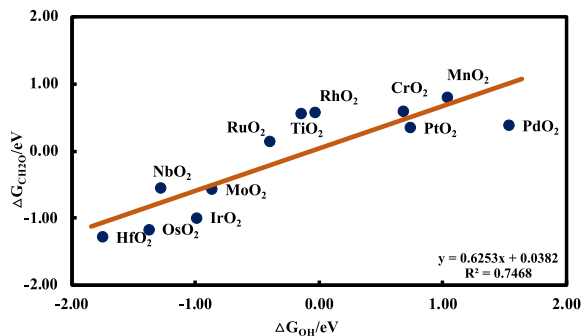


Figure S6. Scaling relation for TMOs for OH vs. CH₂O for 50% CO coverage.

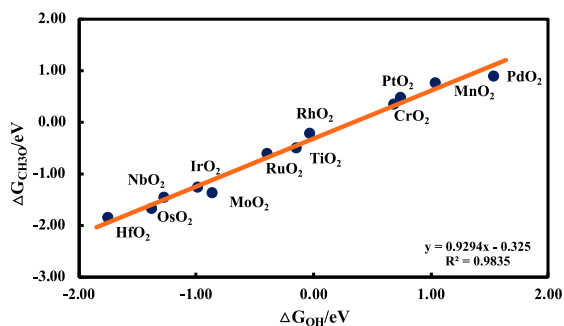


Figure S8. Scaling relation for TMOs for OH vs. CH₃O for 50% CO coverage.

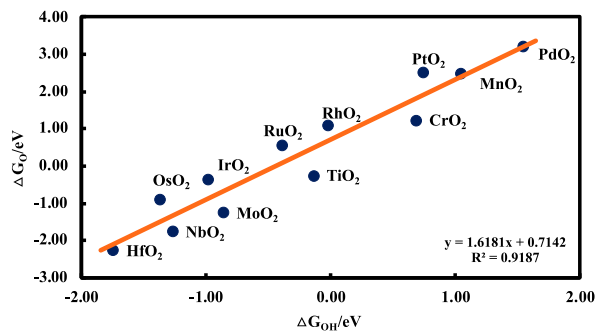


Figure S10. Scaling relation for TMOs for OH vs. O for 50% CO coverage.

Figure S5. Scaling relation for TMOs for OH vs. H₂COOH for 50% CO coverage.

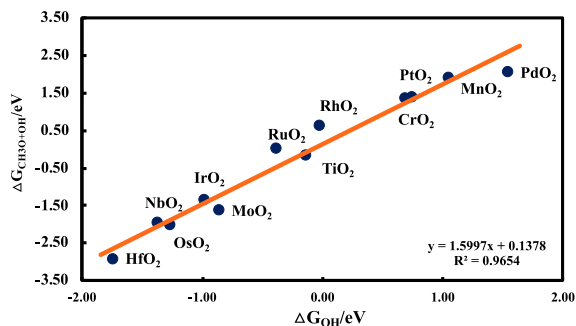


Figure S7. Scaling relation for TMOs for OH vs. CH₃O+OH for 50% CO coverage.

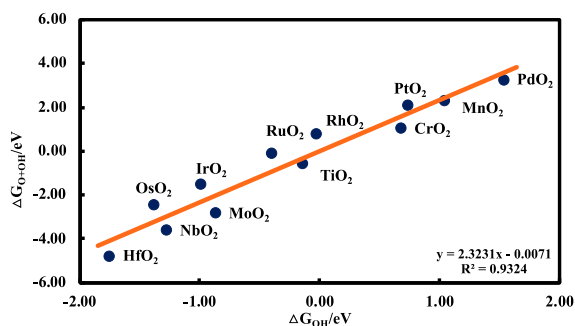


Figure S9. Scaling relation for TMOs for OH vs. O+OH for 50% CO coverage.

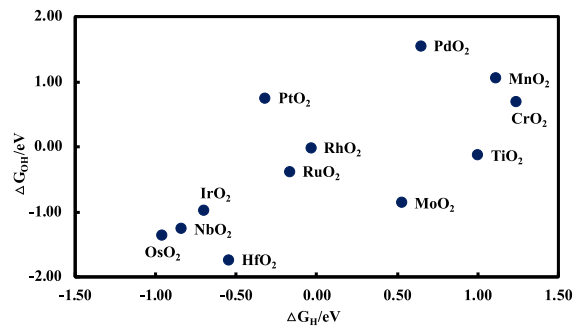


Figure S11. Scaling relation for TMOs for H vs. OH for 50% CO coverage.

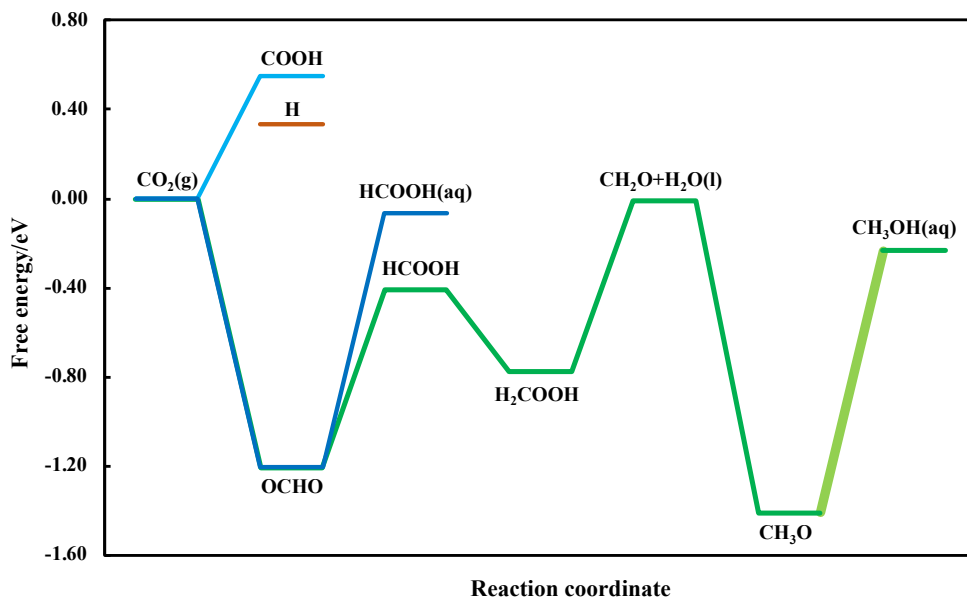


Figure S12. Free energy diagram for HfO_2 for 75% CO coverage with br-br-CUS CO configuration. Different reaction pathways for formic acid and methanol products are presented. Potential limiting step is presented for methanol with light green line.

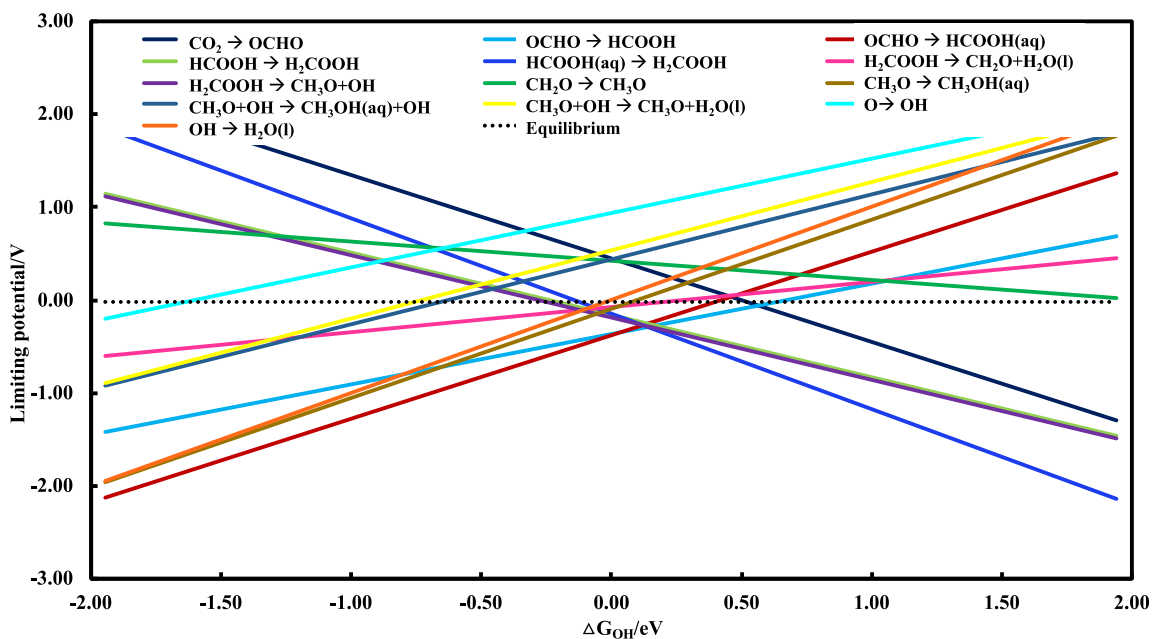


Figure S13. Theoretical volcano for formation of methanol including 50% CO coverage on the TMO surfaces. Each line indicates a reaction step.

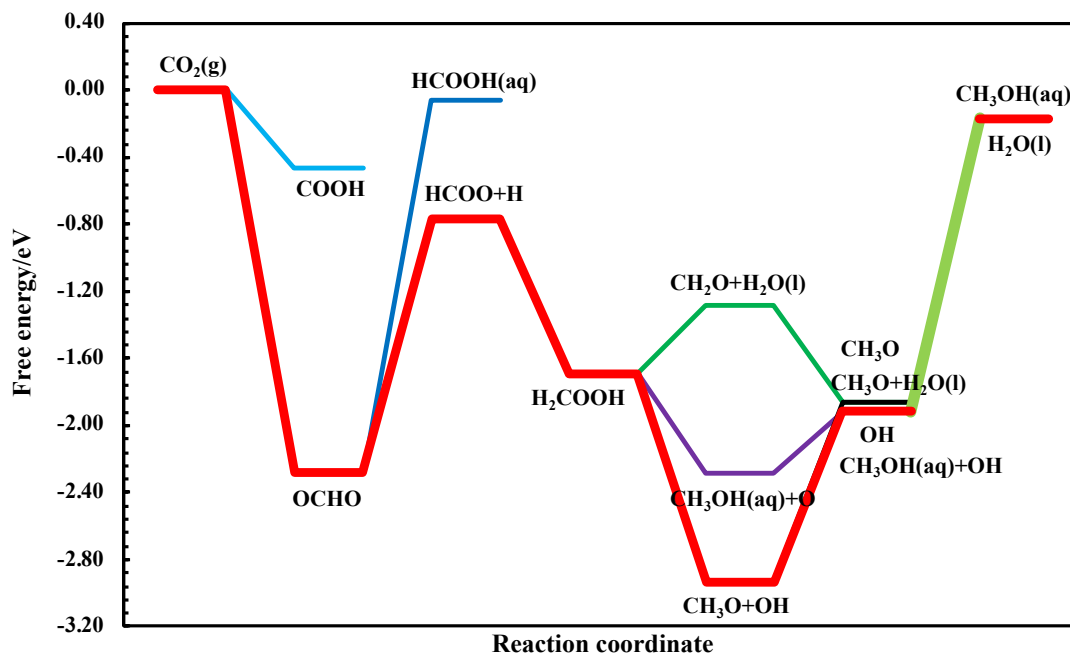


Figure S14. Free energy diagram for HfO₂ for 50% CO coverage. Different reaction pathways for formic acid and methanol products are presented. Potential limiting step is presented for methanol with light green line.

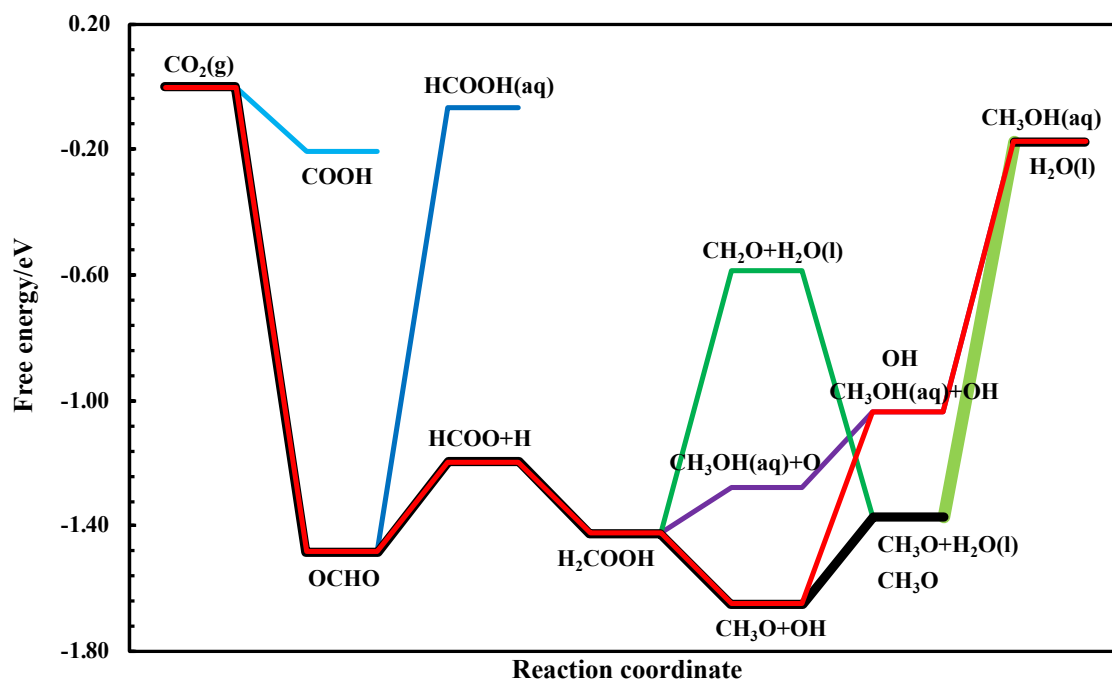


Figure S15. Free energy diagram for MoO₂ for 50% CO coverage. Different reaction pathways for formic acid and methanol products are presented. Potential limiting step is presented for methanol with light green line.

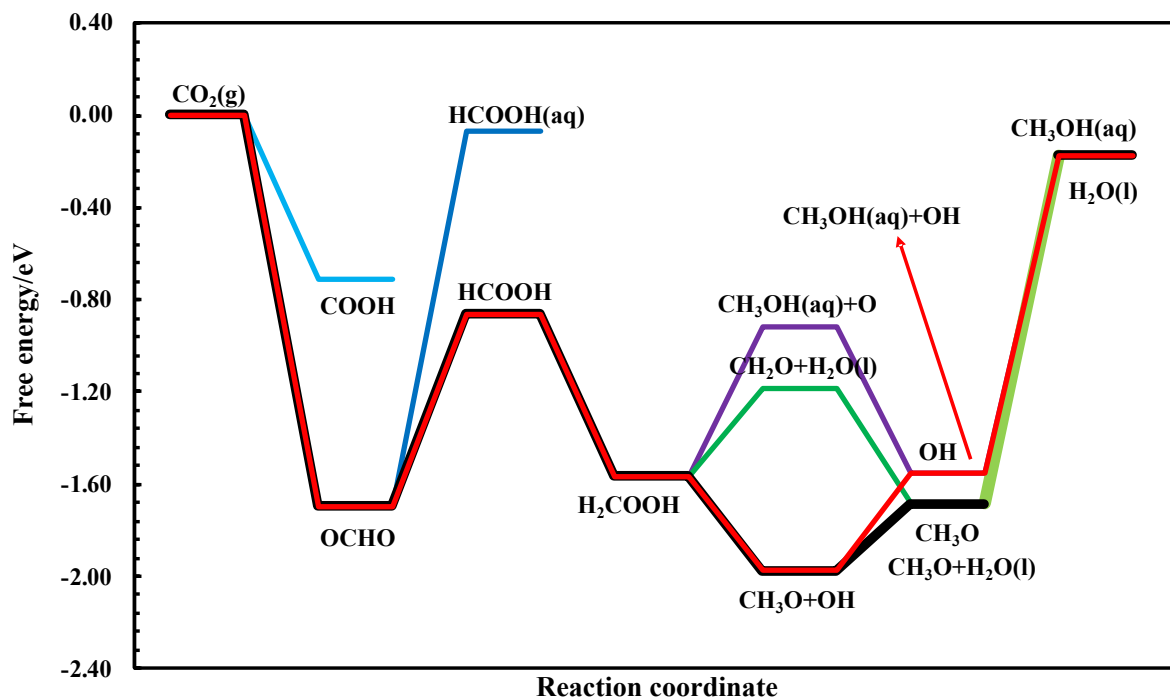


Figure S16. Free energy diagram for OsO₂ for 50% CO coverage. Different reaction pathways for formic acid and methanol products are presented. Potential limiting step is presented for methanol with light green line.

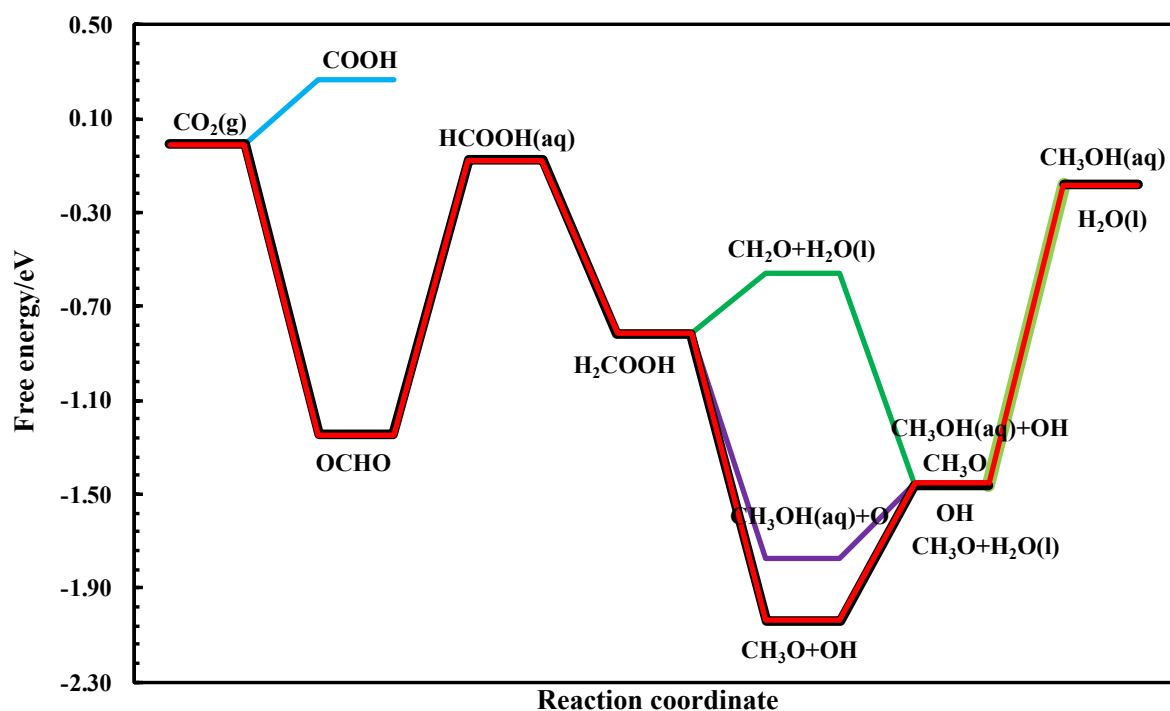


Figure S17. Free energy diagram for NbO₂ for 50% CO coverage. Different reaction pathways for formic acid and methanol products are presented. Potential limiting step is presented for methanol with light green line.

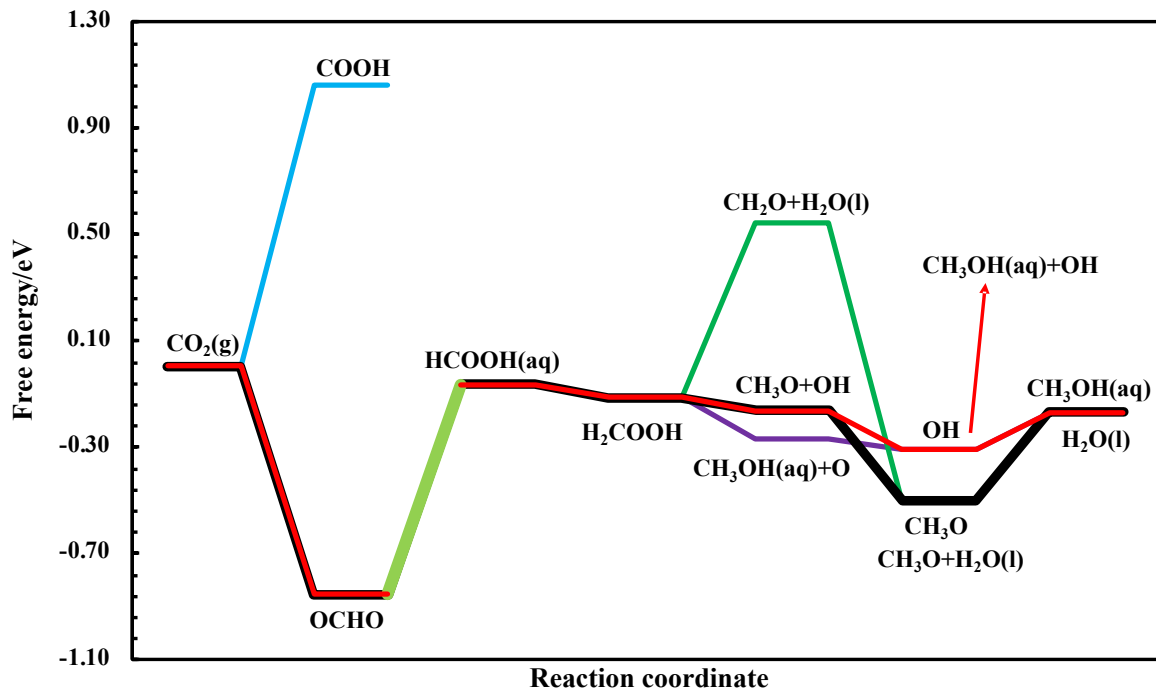


Figure S18. Free energy diagram for TiO_2 for 50% CO coverage. Different reaction pathways for formic acid and methanol products are presented. Potential limiting step is presented for methanol with light green line.

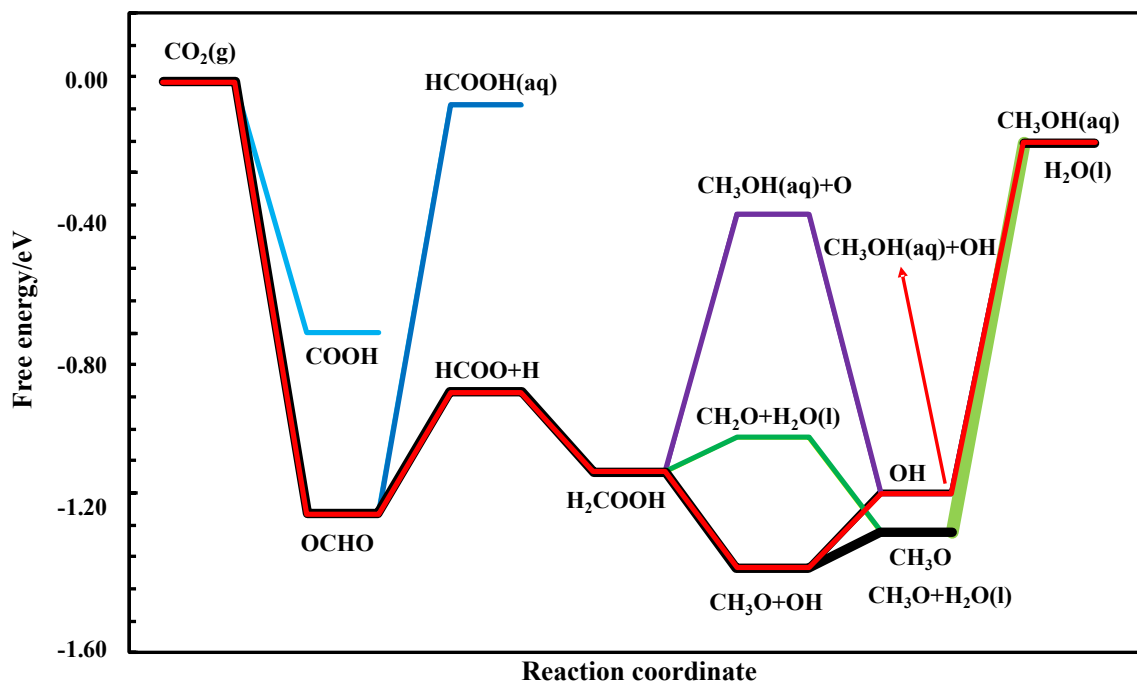


Figure S19. Free energy diagram for IrO_2 for 50% CO coverage. Different reaction pathways for formic acid and methanol products are presented. Potential limiting step is presented for methanol with light green line.

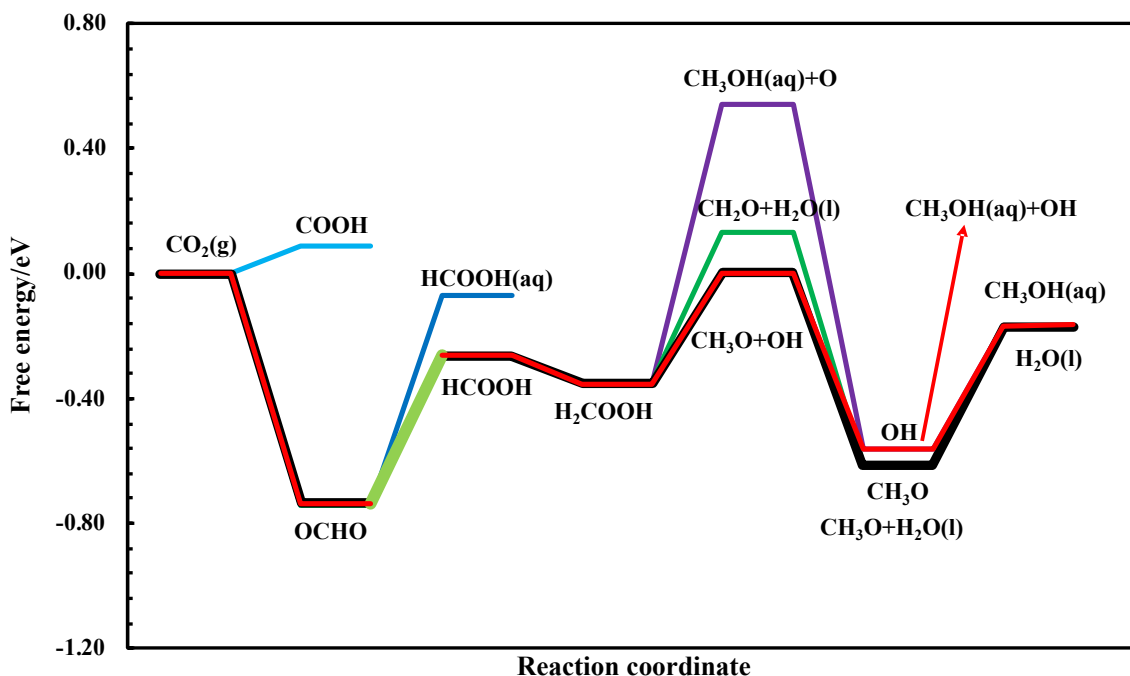


Figure S20. Free energy diagram for RuO₂ for 50% CO coverage. Different reaction pathways for formic acid and methanol products are presented. Potential limiting step is presented for methanol with light green line.

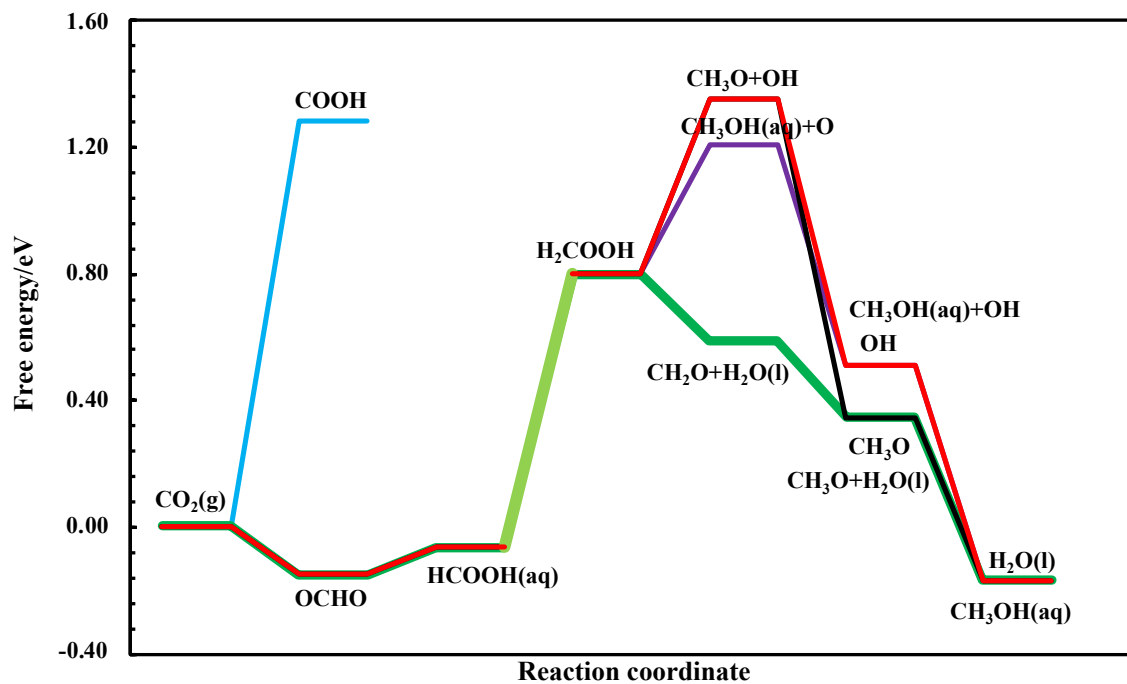


Figure S21. Free energy diagram for CrO₂ for 50% CO coverage. Different reaction pathways for formic acid and methanol products are presented. Potential limiting step is presented for methanol with light green line.

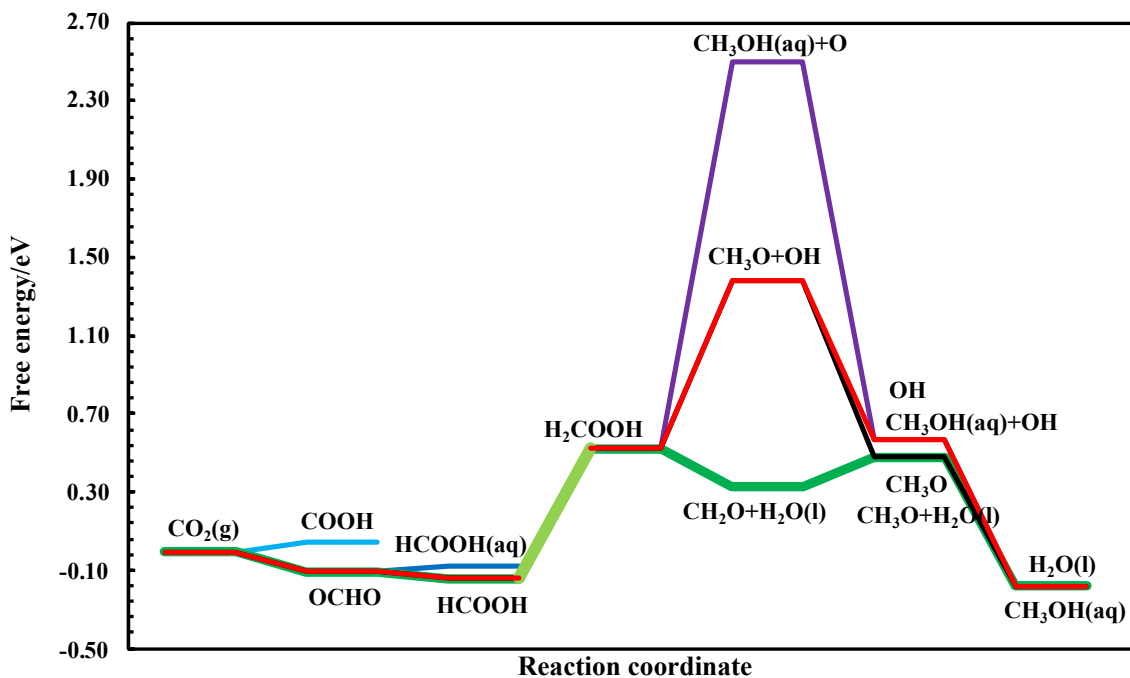


Figure S22. Free energy diagram for PtO₂ for 50% CO coverage. Different reaction pathways for formic acid and methanol products are presented. Potential limiting step is presented for methanol with light green line.

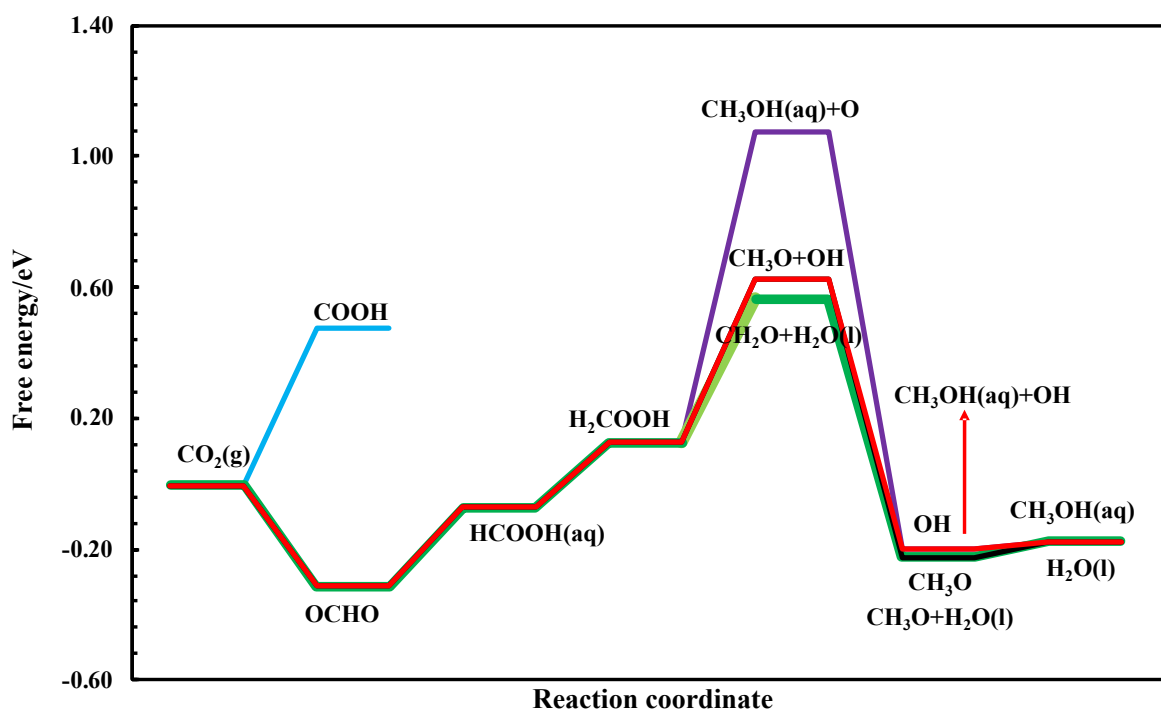


Figure S23. Free energy diagram for RhO₂ for 50% CO coverage. Different reaction pathways for formic acid and methanol products are presented. Potential limiting step is presented for methanol with light green line.

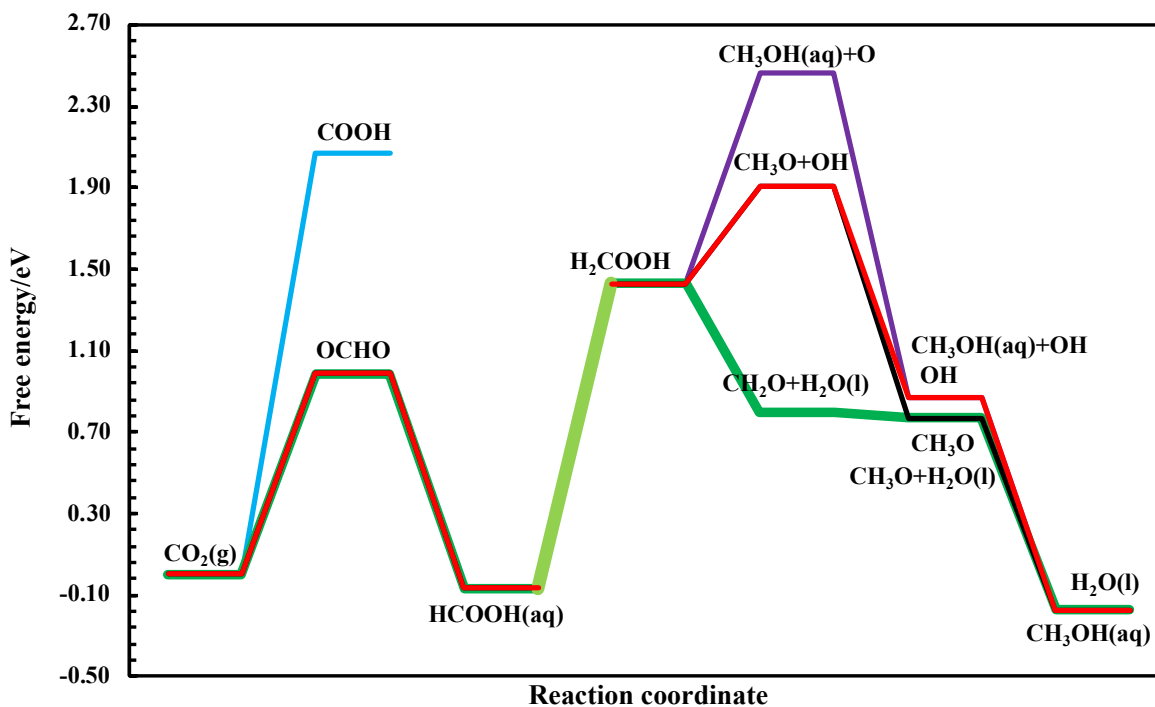


Figure S24. Free energy diagram for MnO₂ for 50% CO coverage. Different reaction pathways for formic acid and methanol products are presented. Potential limiting step is presented for methanol with light green line.

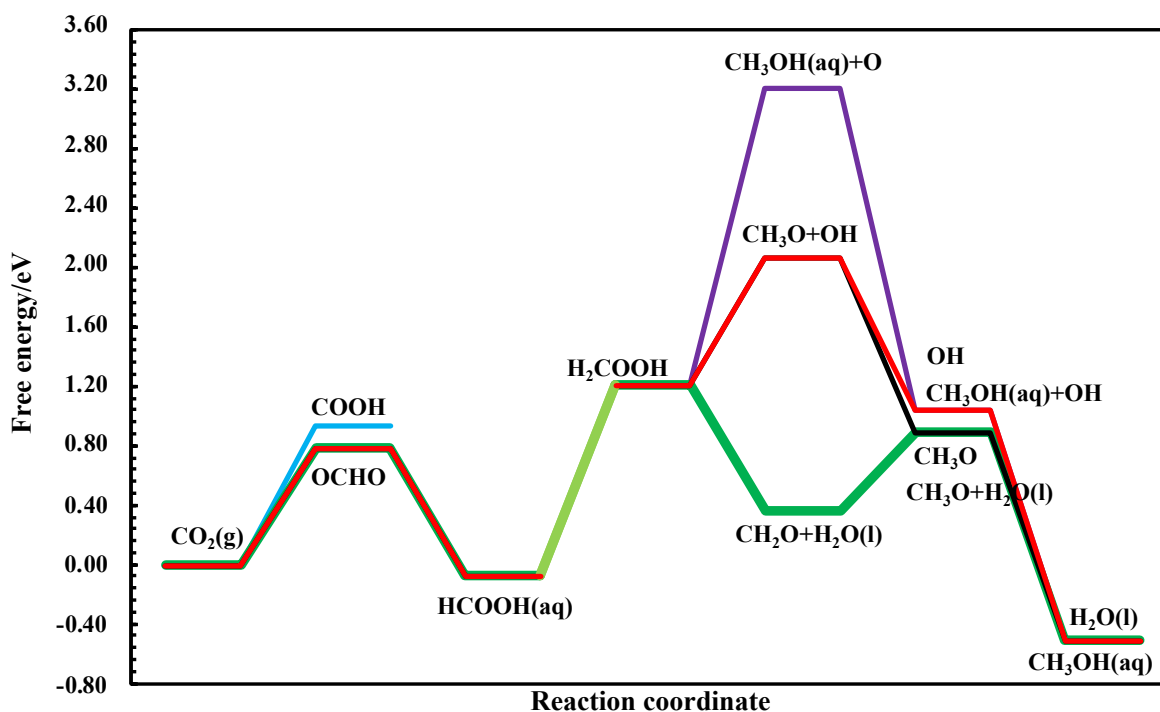


Figure S25. Free energy diagram for PdO₂ for 50% CO coverage. Different reaction pathways for formic acid and methanol products are presented. Potential limiting step is presented for methanol with light green line.

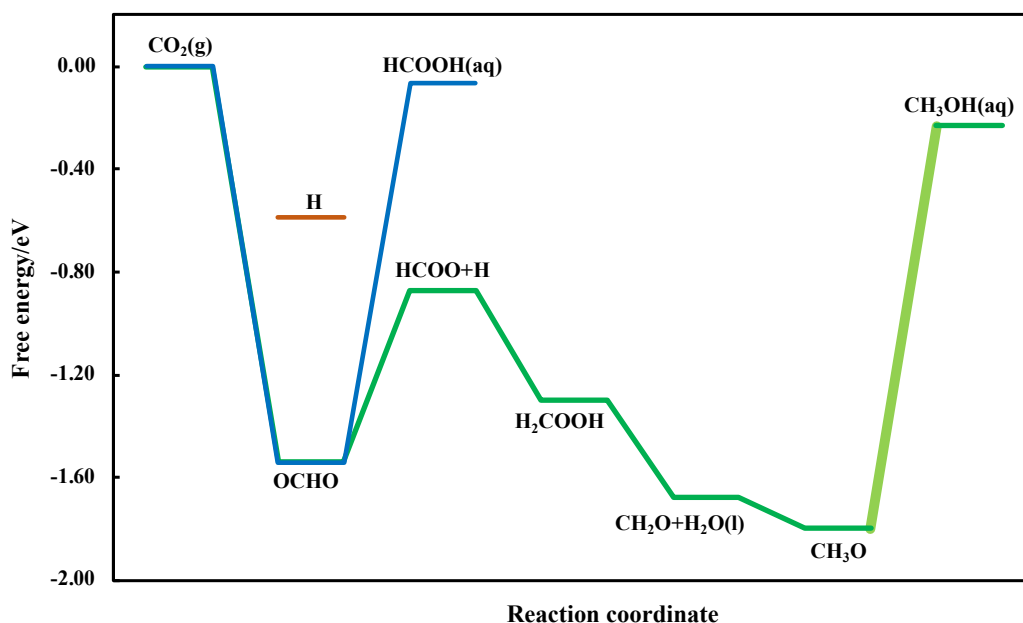


Figure S26. Free energy diagram for HfO_2 for 75% CO coverage with br-CUS-CUS CO configuration. Different reaction pathways for formic acid and methanol products are presented. Potential limiting step is presented for methanol with light green line. COOH intermediate formation is absent and the reason to this is that its formation causes the third CO desorption from the surface.

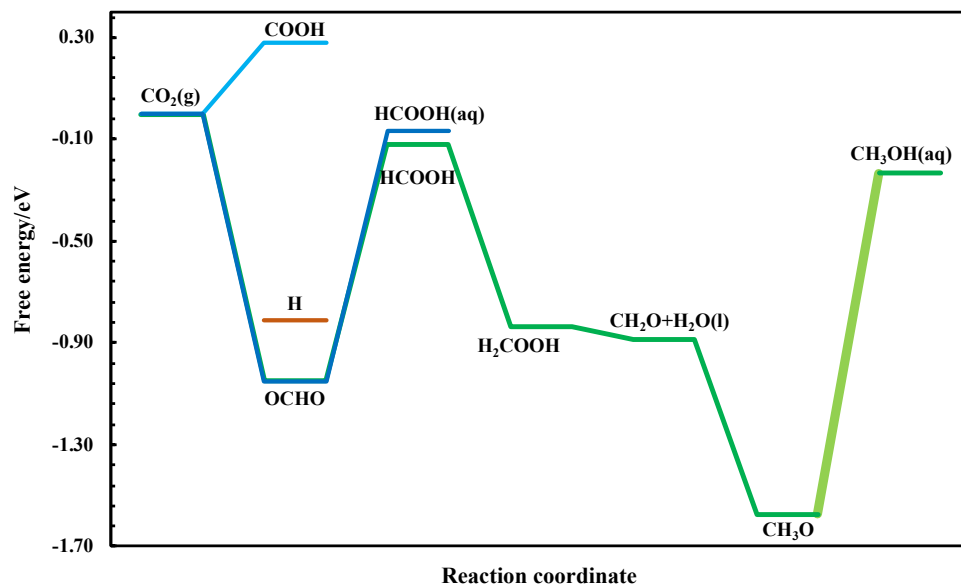


Figure S27. Free energy diagram for NbO_2 for 75% CO coverage with br-CUS-CUS CO configuration. Different reaction pathways for formic acid and methanol products are presented. Potential limiting step is presented for methanol with light green line.

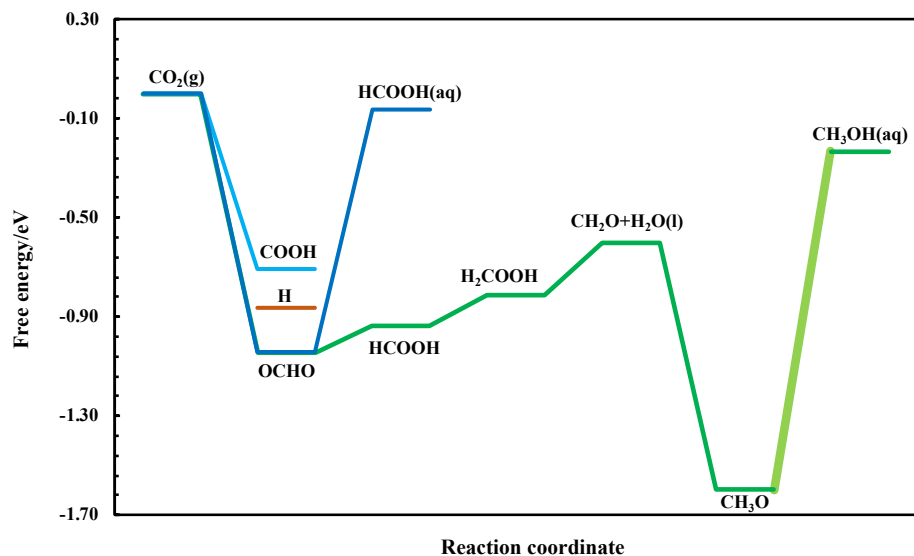


Figure S28. Free energy diagram for OsO₂ for 75% CO coverage with br-CUS-CUS CO configuration. Different reaction pathways for formic acid and methanol products are presented. Potential limiting step is presented for methanol with light green line.

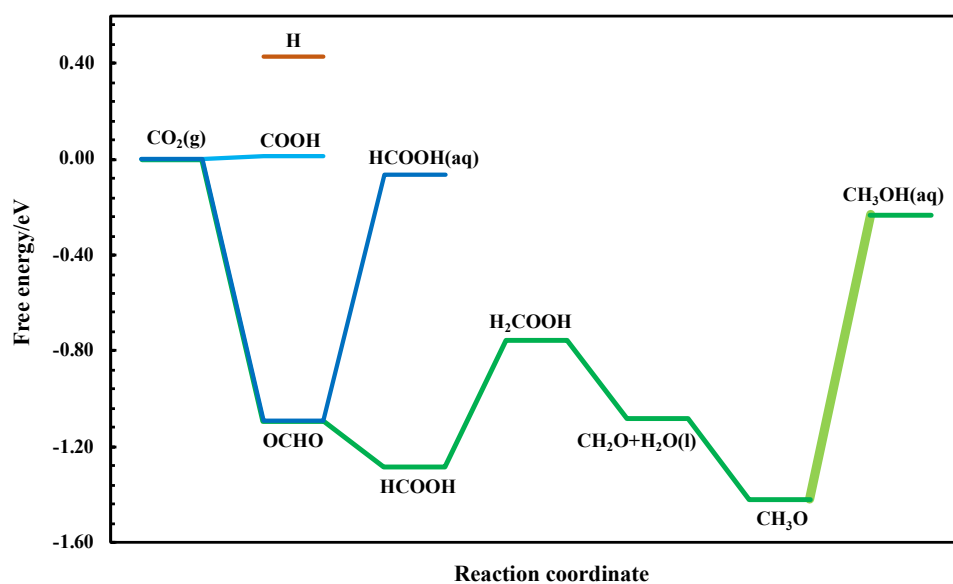


Figure S29. Free energy diagram for MoO₂ for 75% CO coverage with br-CUS-CUS CO configuration. Different reaction pathways for formic acid and methanol products are presented. Potential limiting step is presented for methanol with light green line.

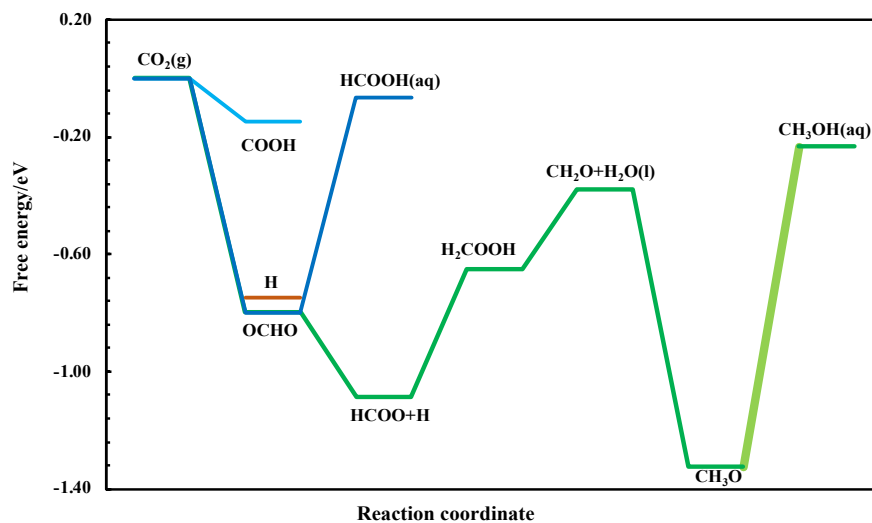


Figure S30. Free energy diagram for IrO₂ for 75% CO coverage with br-CUS-CUS CO configuration. Different reaction pathways for formic acid and methanol products are presented. Potential limiting step is presented for methanol with light green line.

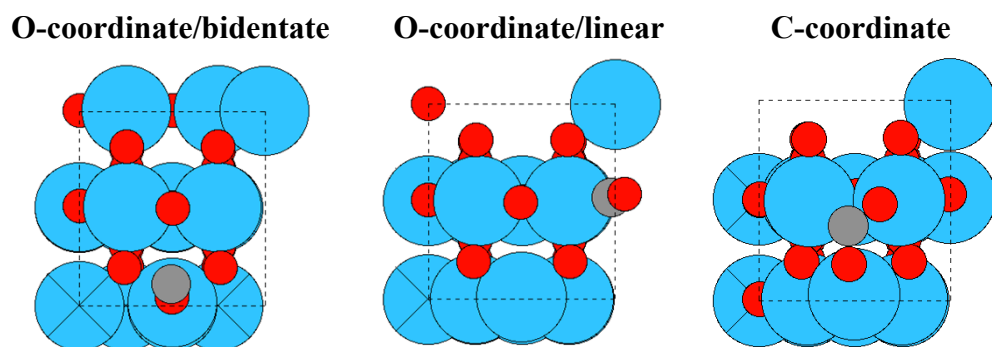


Figure S31. CO₂ adsorption on HfO₂ through a) O-coordinate and bidentate which is dissociated, b) O-coordinate and linear which is dissociated and c) C-coordinate which becomes flat on the surface.

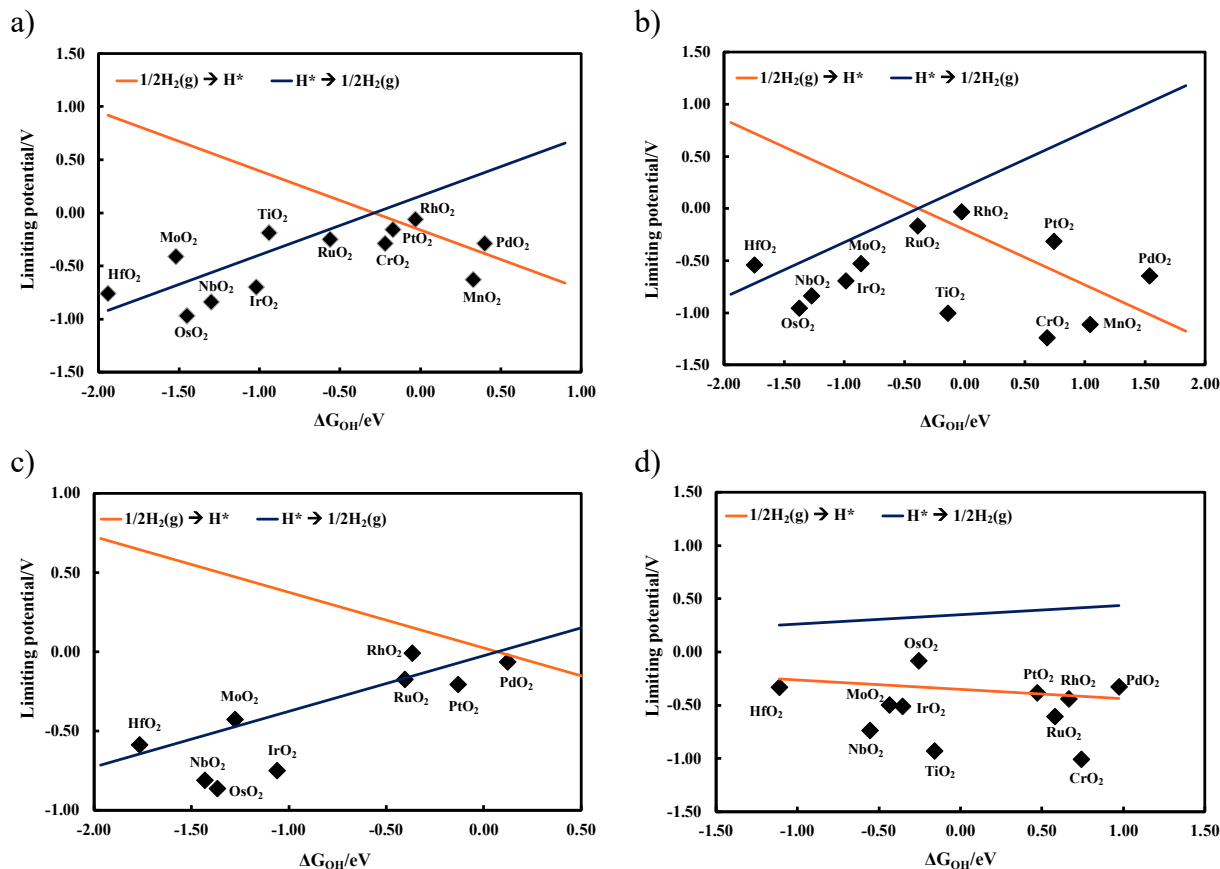


Figure S32. Theoretical volcanoes for HER for a) 25% CO coverage, b) 50% CO coverage and c) 75% CO coverage with br-CUS-CUS configuration and d) 75% CO coverage with br-br-CUS configuration. For each of the TMOs the explicit limiting potential values are included (diamond). Each line is for one electron-proton transfer step, indicated by different colors.

Spin polarization calculations and the relevant tags and values used in the INCAR file for TMOs:

In order to perform spin polarized calculations, in the INCAR file the ISPIN tag should be 2 (ISPIN = 2) and a magnetic moment tag should be introduced as well (MAGMOM). The Magnetic moments are taken from the Materials Project INCAR files which is as follows.

HfO₂:

MAGMOM = 16*2 32*0.6
*16:Hf, 32:O

MoO₂:

MAGMOM = 16*0.6 32*0.6
*16:Mo, 32:O

OsO₂:

$$\text{MAGMOM} = 16 * 0.32 * 0.6$$

*16:Os, 32:O

NbO₂:

$$\text{MAGMOM} = 5 \cdot 5 \cdot 5 \cdot 5 \cdot 5 \cdot 5 \cdot 5 \cdot 5 \cdot 5 \cdot 5 \cdot 5 \cdot 5 \cdot 5 \cdot 5 \cdot 5 \cdot 32 * 0.6$$

*5, -5:Nb, 32:O

TiO₂:

$$\text{MAGMOM} = 16 * 0.6 \cdot 32 * 0.6$$

*16:Ti, 32:O

IrO₂:

$$\text{MAGMOM} = 16 * 5 \cdot 32 * 0.6$$

*16:Ir, 32:O

RuO₂:

$$\text{MAGMOM} = 16 * 5 \cdot 32 * 0.6$$

*16:Ru, 32:O

CrO₂:

$$\text{MAGMOM} = 16 * 0.6 \cdot 32 * 0.6$$

*16:Cr, 32:O

PtO₂:

$$\text{MAGMOM} = 16 * 0.6 \cdot 32 * 0.6$$

*16:Pt, 32:O

RhO₂:

$$\text{MAGMOM} = 16 * 0.6 \cdot 32 * 0.6$$

*16:Rh, 32:O

MnO₂:

$$\text{MAGMOM} = 3 \cdot 3 \cdot 3 \cdot 3 \cdot 3 \cdot 3 \cdot 3 \cdot 3 \cdot 3 \cdot 3 \cdot 3 \cdot 3 \cdot 3 \cdot 3 \cdot 3 \cdot 3 \cdot 32 * 0.6$$

*3, -3:Mn, 32:O

PdO₂:

MAGMOM = 16*0.6 32*0.6

*16:Pd, 32:O