

Supporting Information

Quadrangular Cone Carbon Constructed Effective 3D Network for Lightweight and Broadband Microwave Absorbent

Hui Fu,^a Chunyan Ding,^{,a,e} Songsong Wu,^{*,a,f} Chengshuai Shao,^a Xinsen Hu,^a Hao Gu,^d Xiaozhen Ren,^b Long Xia,^c Guangwu Wen,^{a,e,f} and Xiaoxiao Huang,^{*,c}*

^aSchool of Materials Science and Engineering, Shandong University of Technology, Zibo 255000, P.R. China

^bSchool of Materials Science and Engineering, Liaocheng University, Liaocheng 252000, P.R. China

^cSchool of Materials Science and Engineering, Harbin Institute of Technology, Harbin 150001, P. R. China

^dShanghai Radio Equipment Research Institute, No. 1555, Zhongchun Road, Minhang District, Shanghai

^eShandong Institute of Advanced Ceramic Co., Ltd., Zibo 255000, P. R. China

^fShandong Industrial Ceramics Research & Design Institute Co., Ltd., Zibo 255000, P. R. China

*Contact Number: (+86) 13845075921 (X. X. Huang), (+86) 15098118986 (C. Y. Ding), (+86) 15552670275 (S. S. Wu)

*To whom correspondence should be addressed: swlizaxh@sina.com (X. X. Huang); wuss@sdut.edu.cn (S. S. Wu); dcy@sdut.edu.cn (C. Y. Ding)

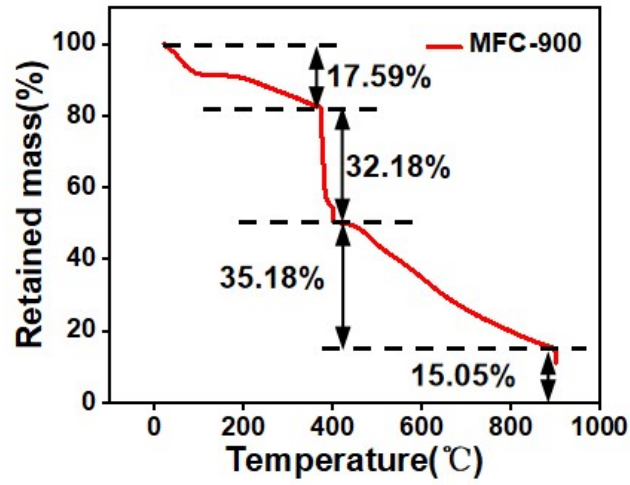


Fig. S1. TG curves of melamine foam.

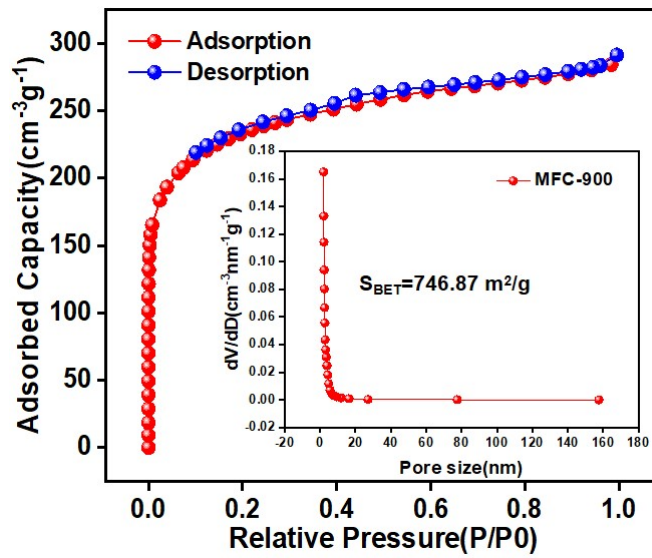


Fig. S2. N_2 adsorption-desorption isotherm of MFC-900.

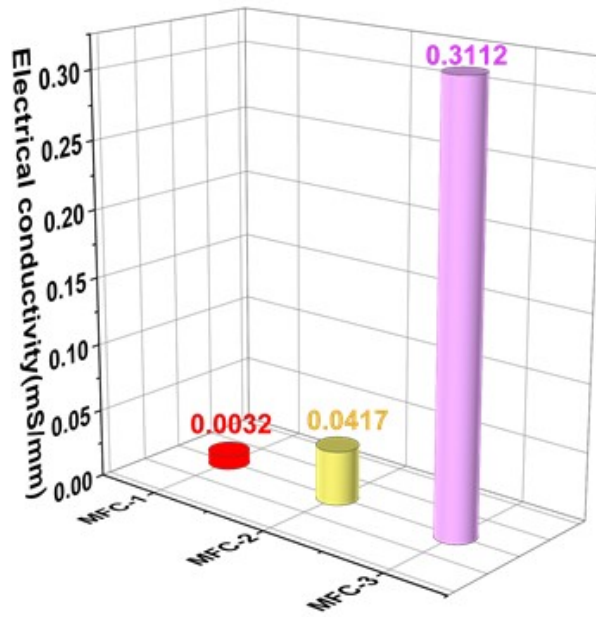


Fig. S3. Electrical conductivity of MFC-1, MFC-2, and MFC-3.

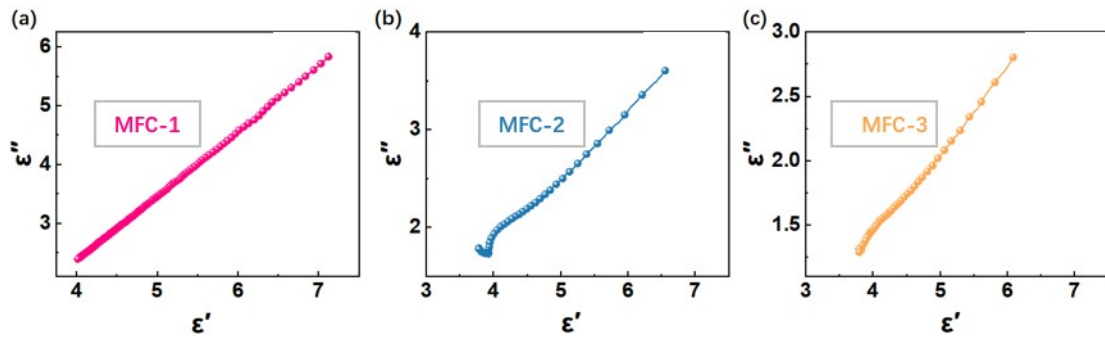


Fig. S4. Cole-Cole semicircles (ϵ' vs. ϵ'') of MFC-1 (a), MFC-2 (b) and MFC-3 (c).

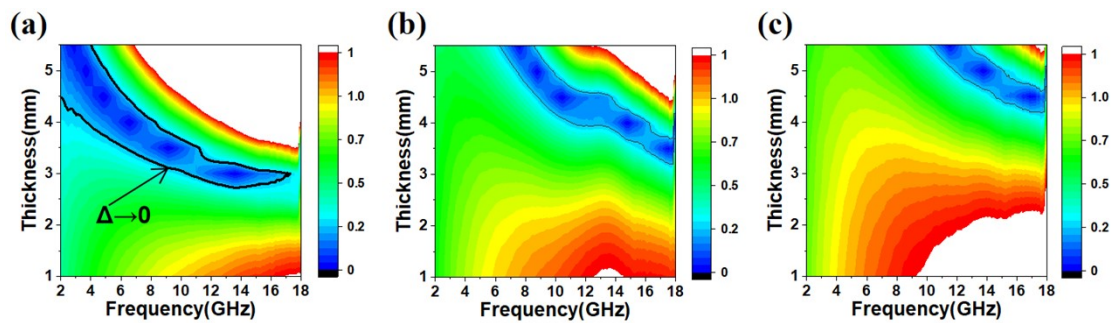


Fig. S5. Calculated delta value map of MFC-1 (a), MFC-2 (b), and MFC-3 (c).