

**Co₂P decorated Co₃O₄ nanocomposites supported on carbon cloth
with enhanced electrochemical performance for asymmetric
supercapacitors**

Qian Zhang^a, Jie Zhu^a, Sudong Yang^a, Lin Chen^a, Maosong Sun^b, Xulin Yang^c, Pan Wang^c, Kui Li^c, Peng Zhao^{a,*}

^a Institute for Advanced Study, Chengdu University, No.2025, Chengluo 12 Avenue, Chengdu 610106, PR China.

^b Research Center for Optoelectronic Materials and Devices, School of Physical Science Technology, Guangxi University, Nanning 530004, China.

^c School of Mechanical Engineering, Chengdu University, Chengdu, 610106, PR China

*Corresponding author: Peng Zhao (zhaopeng@cdu.edu.cn)

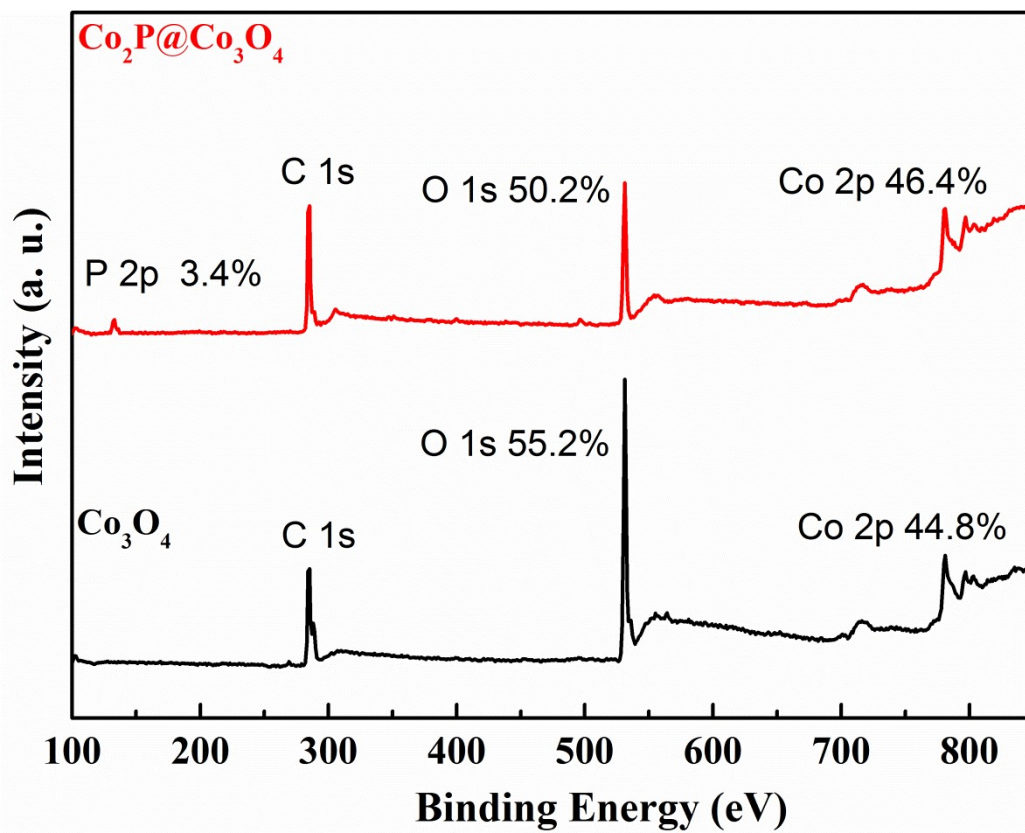


Figure S1. The xps spectra of $\text{Co}_2\text{P}@ \text{Co}_3\text{O}_4$ and Co_3O_4




Figure S2. SEM images of Co₂P@Co₃O₄



Figure S3. TEM images of Co₂P@Co₃O₄

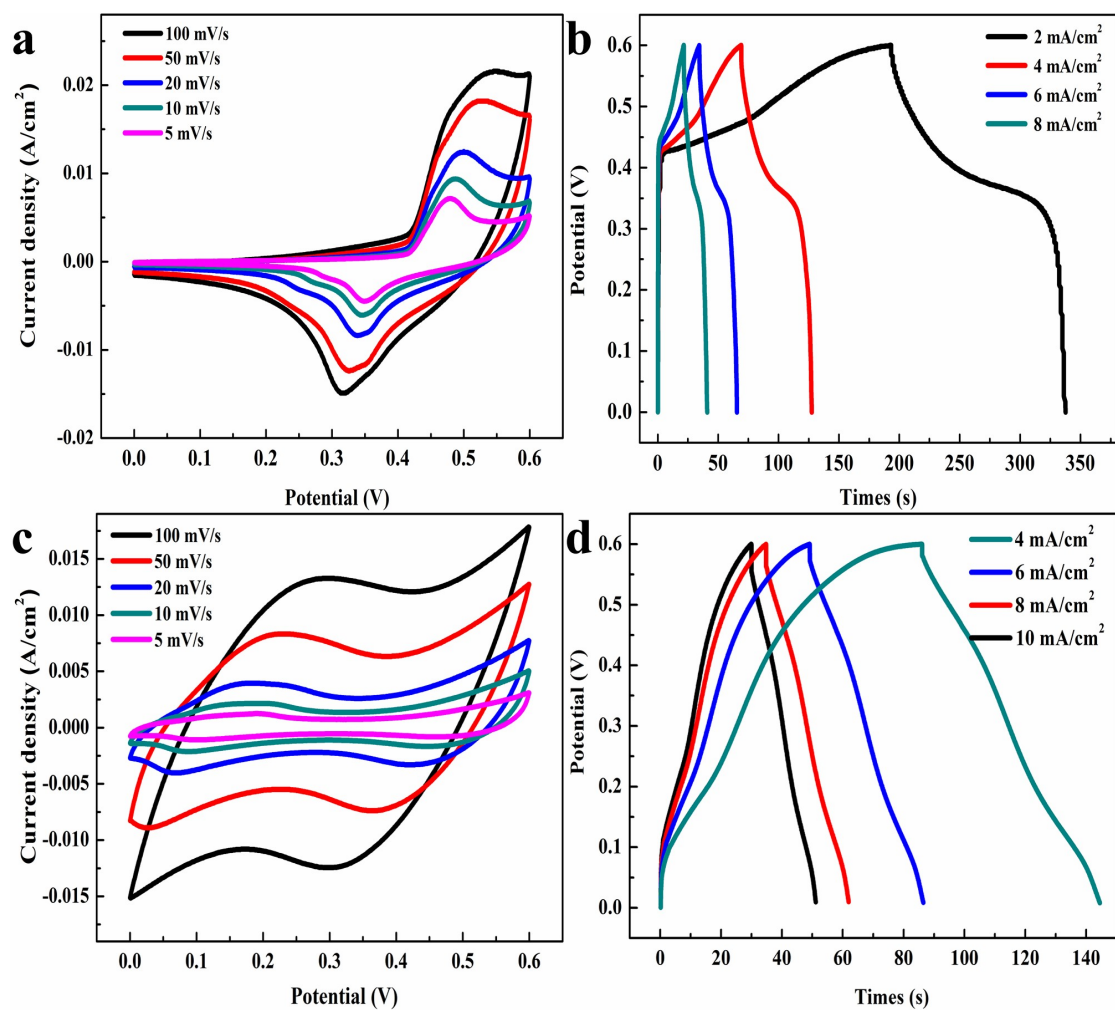


Figure S4. (a) and (b) The CV curves and GCD curves of Co_3O_4 ; (c) and (d) The CV curves and GCD curves of Co_2P




Figure S5. the SEM of the $\text{Co}_2\text{P}@ \text{Co}_3\text{O}_4$ after cycles

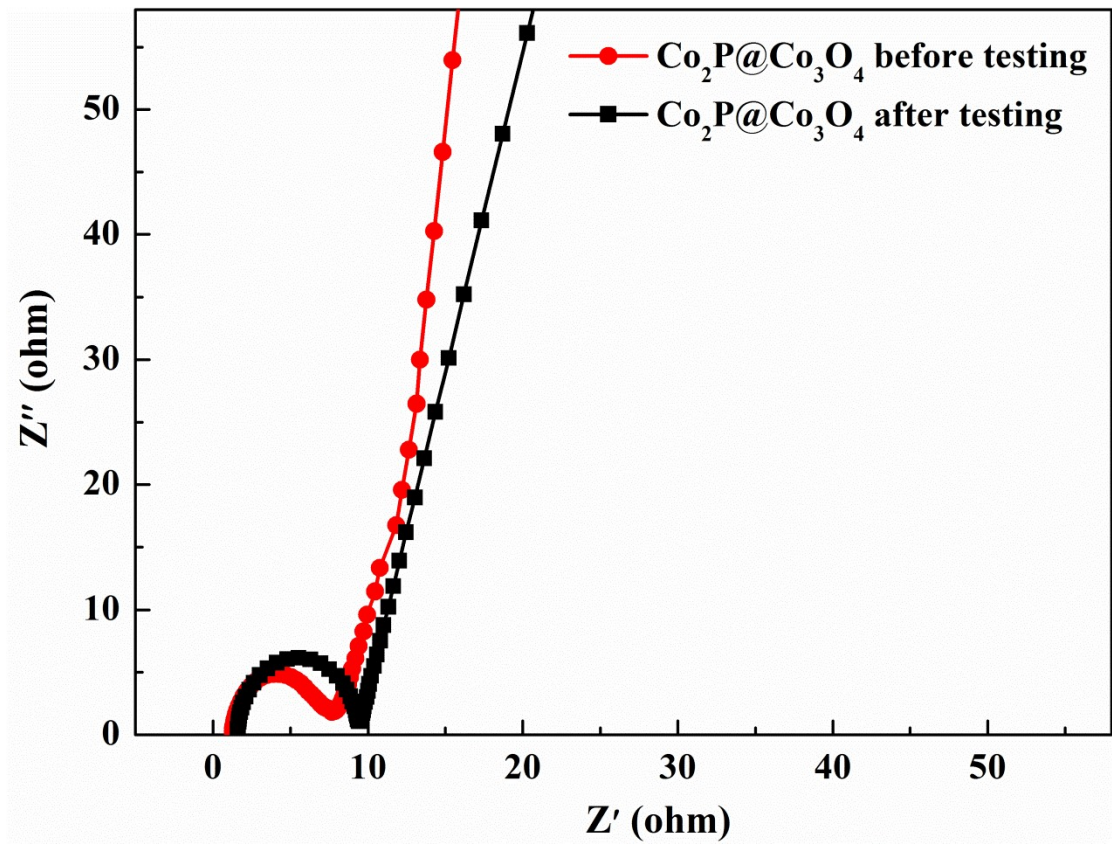


Figure S6. Nyquist plots for $\text{Co}_2\text{P}@ \text{Co}_3\text{O}_4$ before and after testing