

Electronic Supplementary Information

Visible-light-enhanced hydrogen evolution from catalytic hydrolysis of ammonia borane using Ru nanoparticles supported on CdS-modified graphitic carbon nitride

Lei Wei,* Yani Zhang, Jingyang Liu, Yepei Li, Yanhong Lu, Hongyan Liu

College of Chemistry and Materials Science, Langfang Normal University, Langfang 065000, P. R. China

*Corresponding author. E-mail: weilei@lfnu.edu.cn

Figure caption

Fig. S1 Schematic of testing setup for photocatalytic hydrolysis of AB to generate hydrogen

Fig. S2 Particle size distribution of the generated CdS NPs

Fig. S3 Particle size distribution of the deposited Ru NPs

Fig. S4 TR-PL decay curves of the prepared 10-CdS/C₃N₄ and Ru/CdS/C₃N₄

Fig. S5 TEM image of the reused Ru/CdS/C₃N₄

Fig. S6 XPS spectrum of the reused Ru/CdS/C₃N₄

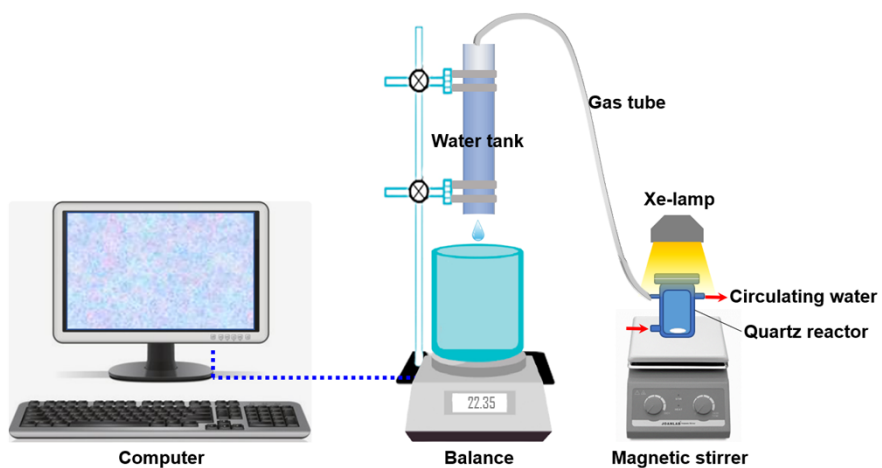


Fig. S1

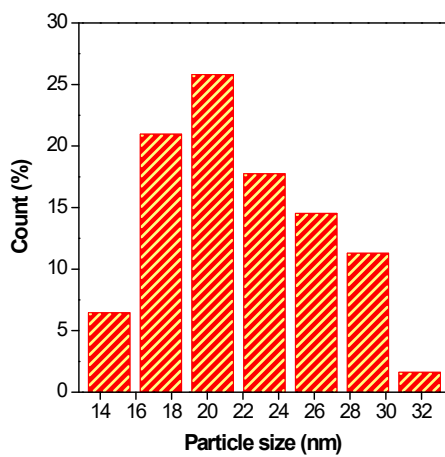


Fig. S2

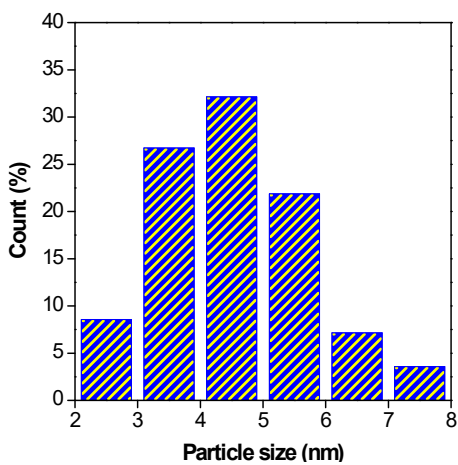


Fig. S3

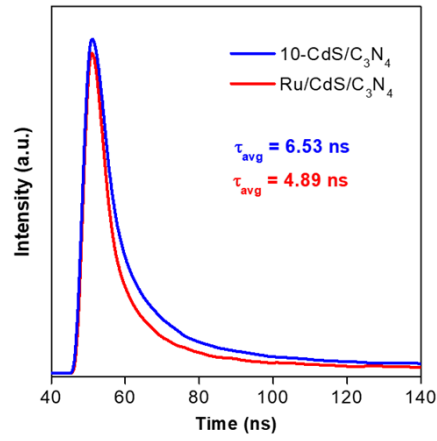


Fig. S4




Fig. S5

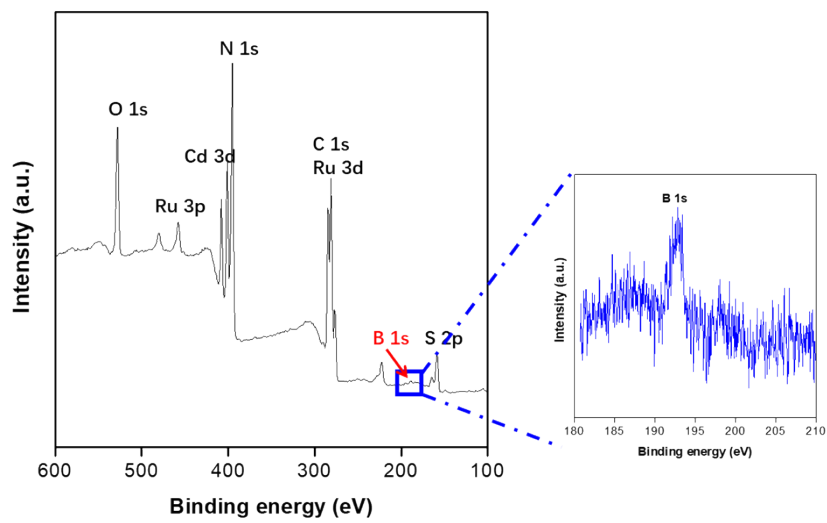


Fig. S6