

Supporting Information

Cobalt-Catalysed Regiodivergent Hydrofunctionalization of Allenes

*Jia-Feng Chen, Sajid Ur Rehman, Changkun Li**

Shanghai Key Laboratory for Molecular Engineering of Chiral Drugs, School of Chemistry and Chemical Engineering Shanghai Jiao Tong University, China

E-mail: chkli@sjtu.edu.cn

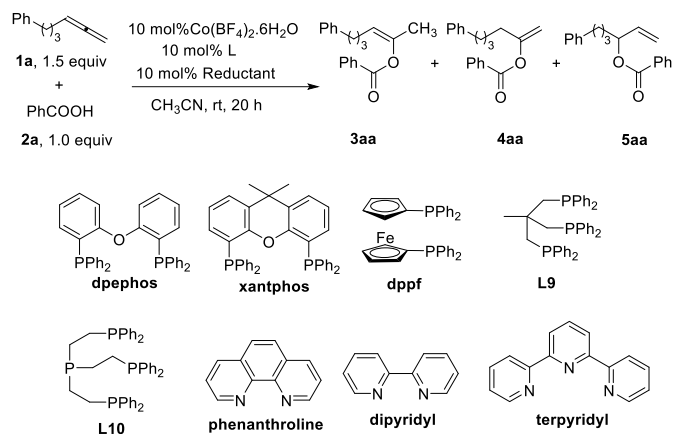
1. General information	2
2. Optimizations of the Cobalt-Catalysed addition of Carboxylic Acids to Allenes.....	3
3. Cobalt-catalysed enol ester formation from carboxylic acids and allenes	5
4. Mechanism study on the formation of enol ester	9
5. The competing enol ester and allylic product formation	11
6. Cobalt-catalyzed addition of carbon nucleophiles to allenes.	11
7. Mechanism study on the formation of allylic products	15
8. Attempt on asymmetric catalysis	17
9. References.....	17
10. NMR Spectra of novel compounds	18
11. HPLC Results.....	55

1. General information

All air and moisture sensitive manipulations were carried out in a nitrogen-filled glove box. Most solvents used were dried and remove of oxygen over solvent purification system (Vigor YJC-7). Column chromatography was performed using 200-300 mesh silica gels. The NMR spectra were recorded on a Bruker-400 instrument (400 MHz, ^1H ; 101 MHz, ^{13}C) with chemical shifts reported in ppm relative to the residual deuterated solvents. High-resolution mass spectra (HRMS) were performed at Instrumental Analysis Center of Shanghai Jiao Tong University with electrospray spectrometer Waters Micromass Q-TOF Premier Mass Spectrometer. The *ee* values were determined by Shimadzu HPLC system. $\text{Co}(\text{BF}_4)_2 \cdot 6\text{H}_2\text{O}$ was purchased from Alfa Aesar. Other cobalt salts were purchased from Strem Chemicals, Inc. Manganese (-325 mesh, 99.95%) and indium (-325 mesh, 99.99%) were purchased from Alfa Aesar. Zinc (-600 mesh, 99.99%) was purchased from Aladdin and was washed successively with 1 M HCl, diethyl ether, and acetone, dried under vacuum, and stored under argon. Other cobalt salts were purchased from Strem Chemicals, Inc. Substrates were purchased from TCI, Energy Chemical or Alfa Aesar and used as received. Most of ligands were purchased from TCI or Strem company and **L1** was purchased from Acros Organics.

2. Optimizations of the Cobalt-Catalysed addition of Carboxylic Acids to Allenes

Table S1. Optimization of the Cobalt-Catalysed addition of Carboxylic Acids to Allenes



Entry ^a	catalyst precursor	Ligand	Reductant	solvent	Yield [%] ^b	3aa / (4aa + 5aa) ^c
1	-	-	-	CH_3CN	<1	-
2	$\text{Co}(\text{BF}_4)_2 \cdot 6\text{H}_2\text{O}$	-	-	CH_3CN	<1	-
3	$\text{Co}(\text{BF}_4)_2 \cdot 6\text{H}_2\text{O}$	L3	-	CH_3CN	<1	-
4	$\text{Co}(\text{BF}_4)_2 \cdot 6\text{H}_2\text{O}$	-	Zn	CH_3CN	<1	-
5	$\text{Zn}(\text{BF}_4)_2$	-	-	CH_3CN	<1	-
6	$\text{Co}(\text{BF}_4)_2 \cdot 6\text{H}_2\text{O}$	PPh₃ ^d	Zn	CH_3CN	<1	-
7	$\text{Co}(\text{BF}_4)_2 \cdot 6\text{H}_2\text{O}$	PCy₃ ^d	Zn	CH_3CN	<1	-
8	$\text{Co}(\text{BF}_4)_2 \cdot 6\text{H}_2\text{O}$	dpephos	Zn	CH_3CN	<1	-
9	$\text{Co}(\text{BF}_4)_2 \cdot 6\text{H}_2\text{O}$	Xantphos	Zn	CH_3CN	<1	-
10	$\text{Co}(\text{BF}_4)_2 \cdot 6\text{H}_2\text{O}$	dppe	Zn	CH_3CN	<1	-
11	$\text{Co}(\text{BF}_4)_2 \cdot 6\text{H}_2\text{O}$	L9	Zn	CH_3CN	<1	-
12	$\text{Co}(\text{BF}_4)_2 \cdot 6\text{H}_2\text{O}$	L10	Zn	CH_3CN	<1	-
13	$\text{Co}(\text{BF}_4)_2 \cdot 6\text{H}_2\text{O}$	phenanthroline	Zn	CH_3CN	<1	-
14	$\text{Co}(\text{BF}_4)_2 \cdot 6\text{H}_2\text{O}$	dipyriddy	Zn	CH_3CN	<1	-
15	$\text{Co}(\text{BF}_4)_2 \cdot 6\text{H}_2\text{O}$	terpyridyl	Zn	CH_3CN	<1	-
16	CoF_2	L3	Zn	CH_3CN	<5	-
17	CoCl_2	L3	Zn	CH_3CN	39	30/1
18	CoBr_2	L3	Zn	CH_3CN	36	20/1
19	CoI_2	L3	Zn	CH_3CN	57	22/1
20	$\text{Co}(\text{BF}_4)_2 \cdot 6\text{H}_2\text{O}$	L3	Zn	THF	<5	-
21	$\text{Co}(\text{BF}_4)_2 \cdot 6\text{H}_2\text{O}$	L3	Zn	DCM	<1	-
22	$\text{Co}(\text{BF}_4)_2 \cdot 6\text{H}_2\text{O}$	L3	Zn	DMSO	<1	-
23	$\text{Co}(\text{BF}_4)_2 \cdot 6\text{H}_2\text{O}$	L3	Zn	DMF	<1	-
24	$\text{Co}(\text{BF}_4)_2 \cdot 6\text{H}_2\text{O}$	L3	Zn	toluene	<1	-

^aConditions: **1a** (0.375 mmol, 1.5 equiv), benzoic acid **2a** (0.25 mmol, 1.0 equiv), catalyst precursor (0.025 mmol), ligand (0.025 mmol), reductant (0.025 mmol), solvent (1.5 mL), r.t., 20 h. ^bIsolate yield. ^cthe ratios of **3aa** / (**4aa**+**5aa**) were determined with crude ¹H NMR analysis. ^d20 mol %.

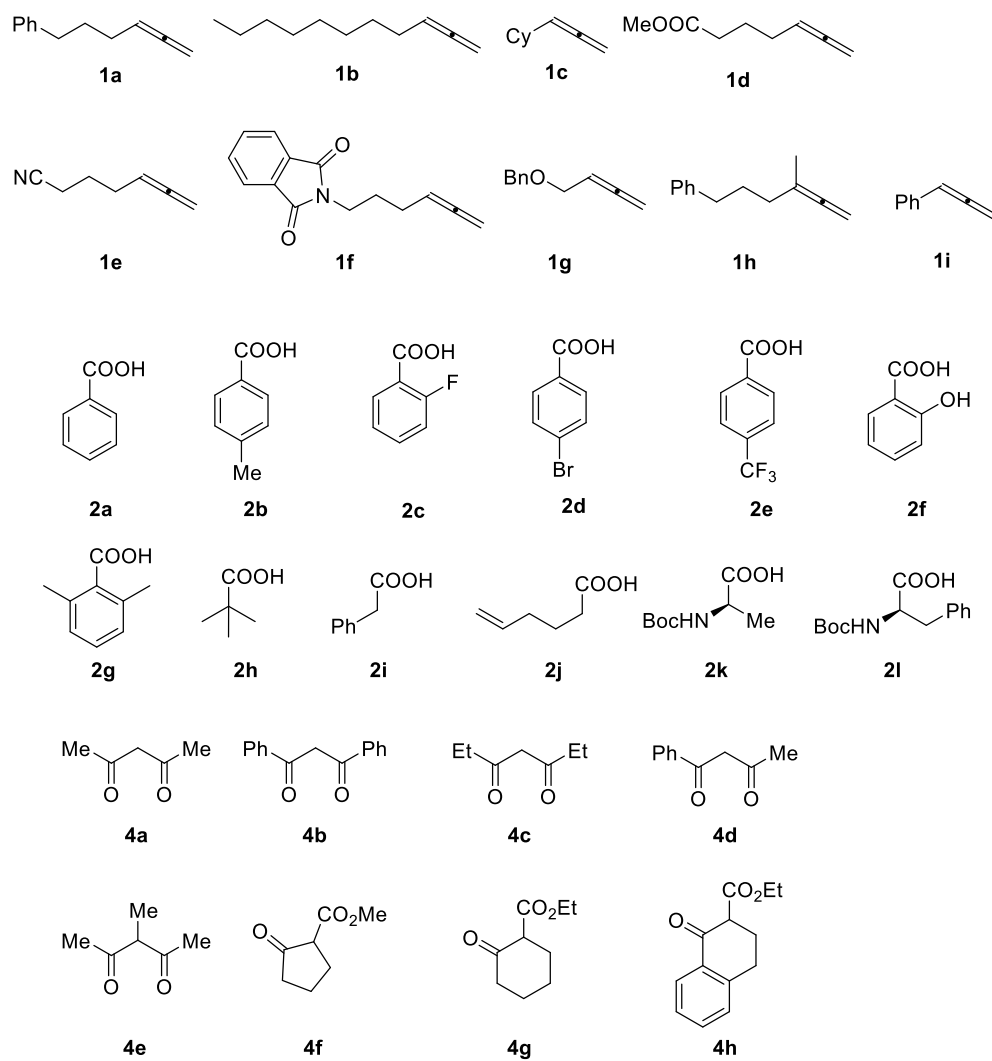
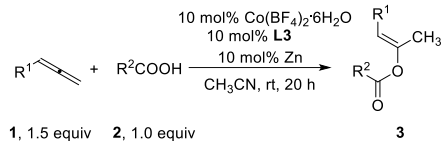


Figure S1. substrates of the reaction

All the allenes were synthesized according to the corresponding literature: **1a**¹, **1b**², **1c**¹, **1d**³, **1e**³, **1f**³, **1g**⁴, **1h**⁵, **1i**².

3. Cobalt-catalysed enol ester formation from carboxylic acids and allenes

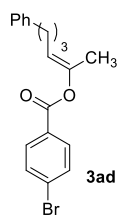


In a nitrogen-filled glove box, $\text{Co(BF}_4\text{)}_2\cdot 6\text{H}_2\text{O}$ (8.5 mg, 0.025 mmol), **L3** (10.0 mg, 0.025 mmol), Zn (1.6 mg, 0.025 mmol) and CH_3CN (1.5 ml) were put into a 10 mL flame-dried Schlenk flask. After stirring the mixture at room temperature for 30 min, allene (0.375 mmol) and carboxylic acid (0.25 mmol) were added. Then stirring the solution at room temperature for 20 h, the solvent was removed under reduced pressure. The residue was purified by flash column chromatography to get the corresponding product.

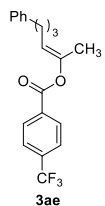
(E)-6-phenylhex-2-en-2-yl benzoate (**3aa**). (Petroleum ether : ethyl acetate = 100 : 1), colorless oil, 60 mg (86 %). $^1\text{H NMR}$ (400 MHz, CDCl_3) δ 8.10 (dd, J = 8.1, 1.0 Hz, 2H), 7.59 (t, J = 7.4 Hz, 1H), 7.47 (t, J = 7.7 Hz, 2H), 7.30 (t, J = 7.4 Hz, 2H), 7.24 – 7.16 (m, 3H), 5.29 (t, J = 7.7 Hz, 1H), 2.73 – 2.66 (m, 2H), 2.14 (q, J = 7.4 Hz, 2H), 1.96 (s, 3H), 1.83 – 1.73 (m, 2H). $^{13}\text{C NMR}$ (101 MHz, CDCl_3) δ 165.33, 145.91, 142.16, 133.15, 130.15, 129.89, 128.49, 128.41, 128.31, 125.76, 117.42, 35.21, 31.12, 26.12, 15.40. HRMS (ESI-MS): Calcd. For $\text{C}_{19}\text{H}_{20}\text{NaO}_2^+$ $[\text{M}+\text{Na}]^+$: 303.1361, Found: 303.1358.

(E)-6-phenylhex-2-en-2-yl 4-methylbenzoate (**3ab**). (Petroleum ether : ethyl acetate = 100 : 1), colorless oil, 70 mg (95 %). $^1\text{H NMR}$ (400 MHz, CDCl_3) δ 8.01 (d, J = 8.2 Hz, 2H), 7.35 – 7.19 (m, 7H), 5.30 (td, J = 7.7, 0.8 Hz, 1H), 2.74 – 2.68 (m, 2H), 2.46 (s, 3H), 2.16 (q, J = 7.4 Hz, 2H), 1.98 (s, 3H), 1.85 – 1.75 (m, 2H). $^{13}\text{C NMR}$ (101 MHz, CDCl_3) δ 165.42, 145.93, 143.88, 142.18, 129.93, 129.14, 128.50, 128.31, 127.38, 125.75, 117.33, 35.22, 31.15, 26.13, 21.71, 15.44. HRMS (ESI-MS): Calcd. For $\text{C}_{20}\text{H}_{22}\text{NaO}_2^+$ $[\text{M}+\text{Na}]^+$: 317.1517, Found: 317.1519.

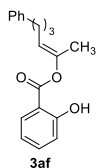
(E)-6-phenylhex-2-en-2-yl 2-fluorobenzoate (**3ac**). (Petroleum ether : ethyl acetate = 100 : 1), colorless oil, 56 mg (75%). $^1\text{H NMR}$ (400 MHz, CDCl_3) δ 7.90 (t, J = 7.1 Hz, 1H), 7.47 (dd, J = 12.3, 6.6 Hz, 1H), 7.23 – 7.15 (m, 3H), 7.16 – 7.07 (m, 4H), 5.22 (t, J = 7.6 Hz, 1H), 2.60 (t, J = 7.6 Hz, 2H), 2.05 (q, J = 7.3 Hz, 2H), 1.88 (s, 3H), 1.73 – 1.65 (m, 2H). $^{13}\text{C NMR}$ (101 MHz, CDCl_3) δ 163.4, 163.0, 160.8, 145.7, 142.1, 134.8, 134.7, 132.3, 128.5, 128.3, 125.8, 124.0, 117.6, 117.2, 117.0, 35.2, 31.0, 26.1, 15.4. HRMS (ESI-TOF) m/z : $[\text{M} + \text{Na}]^+$ calculated for $\text{C}_{19}\text{H}_{19}\text{FO}_2\text{Na}^+$ 321.1261; found 321.1269.



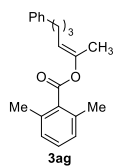
(E)-6-phenylhex-2-en-2-yl 4-bromobenzoate (**3ad**). (Petroleum ether : ethyl acetate = 100 : 1), colorless oil, 75 mg (83%). ¹H NMR (400 MHz, CDCl₃) δ 7.96 (d, *J* = 8.5 Hz, 2H), 7.63 (d, *J* = 8.5 Hz, 2H), 7.35 – 7.29 (m, 2H), 7.26 – 7.19 (m, 3H), 5.29 (t, *J* = 7.7 Hz, 1H), 2.73 – 2.66 (m, 2H), 2.14 (q, *J* = 7.4 Hz, 2H), 1.96 (s, 3H), 1.82 – 1.77 (m, 2H). ¹³C NMR (101 MHz, CDCl₃) δ 164.6, 145.8, 142.1, 131.8, 131.4, 128.5, 128.3, 125.8, 117.6, 35.2, 31.1, 26.1, 15.4. HRMS (ESI-TOF) *m/z*: [M + Na]⁺ calculated for C₁₉H₁₉BrO₂Na⁺ 321.1261; found 321.1269.



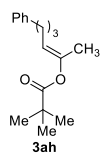
(E)-6-phenylhex-2-en-2-yl 4-(trifluoromethyl)benzoate (**3ae**). (Petroleum ether : ethyl acetate = 100 : 1), colorless oil, 70 mg (80 %). ¹H NMR (400 MHz, CDCl₃) δ 8.20 (d, *J* = 8.1 Hz, 2H), 7.73 (d, *J* = 8.2 Hz, 2H), 7.34 – 7.27 (m, 2H), 7.24 – 7.17 (m, 3H), 5.30 (td, *J* = 7.7, 0.9 Hz, 1H), 2.72 – 2.65 (m, 2H), 2.14 (q, *J* = 7.4 Hz, 2H), 1.96 (d, *J* = 0.8 Hz, 3H), 1.83 – 1.72 (m, 2H). ¹³C NMR (101 MHz, CDCl₃) δ 164.10, 145.76, 142.05, 134.63 (q, *J* = 32.7 Hz), 133.36, 130.28, 128.48, 128.33, 125.80, 125.45 (q, *J* = 3.7 Hz), δ 123.62 (q, *J* = 272.8 Hz), 117.79, 35.18, 31.06, 26.07, 15.32. HRMS (ESI-MS): Calcd. For C₂₀H₁₉F₃NaO₂⁺ [M+Na]⁺: 371.1235, Found: 371.1234.



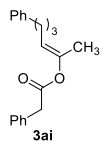
(E)-6-phenylhex-2-en-2-yl 2-hydroxybenzoate (**3af**). (Petroleum ether : ethyl acetate = 30 : 1), colorless oil, 53 mg (72 %). ¹H NMR (400 MHz, CDCl₃) δ 10.71 (s, 1H), 7.94 (d, *J* = 7.9 Hz, 1H), 7.52 (t, *J* = 7.7 Hz, 1H), 7.35 – 7.21 (m, 5H), 7.03 (d, *J* = 8.3 Hz, 1H), 6.94 (t, *J* = 7.5 Hz, 1H), 5.34 (t, *J* = 7.6 Hz, 1H), 2.72 (t, *J* = 7.5 Hz, 2H), 2.20 – 2.14 (m, 2H), 1.99 (s, 3H), 1.85 – 1.77 (m, 2H). ¹³C NMR (101 MHz, CDCl₃) δ 169.12, 161.98, 145.34, 142.02, 136.00, 130.24, 128.48, 128.35, 125.82, 119.23, 118.12, 117.67, 112.30, 35.18, 31.05, 26.07, 15.35. HRMS (ESI-MS): Calcd. For C₁₉H₂₀NaO₃⁺ [M+Na]⁺: 319.1310, Found: 319.1318.



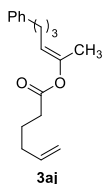
(E)-6-phenylhex-2-en-2-yl 2,6-dimethylbenzoate (**3ag**). (Petroleum ether : ethyl acetate = 100 : 1), colorless oil, 53 mg (58 %). ¹H NMR (400 MHz, CDCl₃) δ 7.32 – 7.27 (m, 2H), 7.23 – 7.17 (m, 4H), 7.05 (d, *J* = 7.6 Hz, 2H), 5.28 (td, *J* = 7.7, 1.0 Hz, 1H), 2.71 – 2.64 (m, 2H), 2.39 (s, 6H), 2.14 (q, *J* = 7.4 Hz, 2H), 2.00 (d, *J* = 0.8 Hz, 3H), 1.82 – 1.73 (m, 2H). ¹³C NMR (101 MHz, CDCl₃) δ 168.62, 145.71, 142.10, 134.80, 133.56, 129.42, 128.47, 128.32, 127.59, 125.78, 117.62, 35.25, 31.13, 26.11, 19.69, 15.43. HRMS (ESI-MS): Calcd. For C₂₁H₂₄NaO₂⁺ [M+Na]⁺: 331.1674, Found: 331.1671.



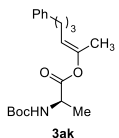
(E)-6-phenylhex-2-en-2-yl pivalate (**3ah**). (Petroleum ether : ethyl acetate = 100 : 1), colorless oil, 51 mg (78 %). ¹H NMR (400 MHz, CDCl₃) δ 7.30 – 7.25 (m, 2H), 7.21 – 7.15 (m, 3H), 5.08 (t, *J* = 7.6 Hz, 1H), 2.67 – 2.62 (m, 2H), 2.05 (q, *J* = 7.4 Hz, 2H), 1.80 (s, 3H), 1.77 – 1.68 (m, 2H), 1.24 (s, 9H). ¹³C NMR (101 MHz, CDCl₃) δ 177.31, 145.81, 142.17, 128.47, 128.27, 125.71, 116.70, 38.72, 35.18, 31.08, 27.10, 26.06, 15.07. HRMS (ESI-MS): Calcd. For C₁₇H₂₄NaO₂⁺ [M+Na]⁺: 283.1674, Found: 283.1679.



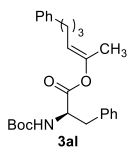
(E)-6-phenylhex-2-en-2-yl 2-phenylacetate (**3ai**). (Petroleum ether : ethyl acetate = 100 : 1), colorless oil, 56 mg (76 %). $^1\text{H NMR}$ (400 MHz, CDCl_3) δ 7.41 – 7.17 (m, 10H), 5.16 (t, $J = 7.6$ Hz, 1H), 3.69 (s, 2H), 2.66 (t, $J = 7.6$ Hz, 2H), 2.10 – 2.05 (m, 2H), 1.83 (s, 3H), 1.74 (dt, $J = 14.6, 7.4$ Hz, 2H). $^{13}\text{C NMR}$ (101 MHz, CDCl_3) δ 170.22, 145.74, 142.11, 133.83, 129.23, 128.64, 128.46, 128.29, 127.17, 125.74, 117.22, 41.39, 35.15, 31.03, 26.00, 15.16. HRMS (ESI-MS): Calcd. For $\text{C}_{20}\text{H}_{22}\text{NaO}_2^+$ $[\text{M}+\text{Na}]^+$: 317.1517, Found: 317.1516.



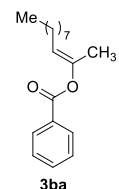
(E)-6-phenylhex-2-en-2-yl hex-5-enoate (**3aj**). (Petroleum ether : ethyl acetate = 100 : 1), colorless oil, 45 mg (66 %). $^1\text{H NMR}$ (400 MHz, CDCl_3) δ 7.36 – 7.16 (m, 5H), 5.88 – 5.76 (m, 1H), 5.20 – 5.02 (m, 3H), 2.67 (t, $J = 7.6$ Hz, 2H), 2.41 (t, $J = 7.5$ Hz, 2H), 2.18 – 2.06 (m, 4H), 1.88 – 1.66 (m, 7H). $^{13}\text{C NMR}$ (101 MHz, CDCl_3) δ 172.27, 145.65, 142.14, 137.62, 128.46, 128.29, 125.74, 117.07, 115.48, 35.17, 33.56, 33.03, 31.10, 26.03, 24.07, 15.29. HRMS (ESI-MS): Calcd. For $\text{C}_{18}\text{H}_{24}\text{NaO}_2^+$ $[\text{M}+\text{Na}]^+$: 295.1674, Found: 295.1670.



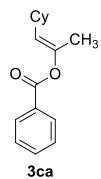
(R, E)-6-phenylhex-2-en-2-yl 2-((tert-butoxycarbonyl)amino)propanoate (**3ak**). (Petroleum ether : ethyl acetate = 10 : 1), colorless oil, 67 mg (77 %). $^1\text{H NMR}$ (400 MHz, CDCl_3) δ 7.33 – 7.27 (m, 2H), 7.23 – 7.17 (m, 3H), 5.18 (dd, $J = 7.7, 7.1$ Hz, 1H), 5.08 (s, 1H), 4.40 – 4.36 (m, 1H), 2.69 – 2.62 (m, 2H), 2.08 (q, $J = 7.4$ Hz, 2H), 1.85 (d, $J = 0.7$ Hz, 3H), 1.79 – 1.72 (m, 2H), 1.49 – 1.44 (m, 12H). $^{13}\text{C NMR}$ (101 MHz, CDCl_3) δ 172.08, 155.10, 145.48, 142.05, 128.45, 128.30, 125.77, 117.40, 79.90, 49.27, 35.13, 30.98, 28.33, 25.96, 18.60, 15.03. HRMS (ESI-MS): Calcd. For $\text{C}_{20}\text{H}_{29}\text{NNaO}_2^+$ $[\text{M}+\text{Na}]^+$: 370.1994, Found: 370.1992.



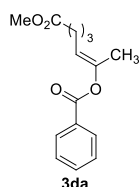
(R, E)-6-phenylhex-2-en-2-yl 2-((tert-butoxycarbonyl)amino)-3-phenylpropanoate (**3al**). (Petroleum ether : ethyl acetate = 10 : 1), colorless oil, 79 mg (75 %). $^1\text{H NMR}$ (400 MHz, CDCl_3) δ 7.37 – 7.19 (m, 10H), 5.14 – 4.98 (m, 2H), 4.66 (dd, $J = 13.8, 6.3$ Hz, 1H), 3.25 – 3.08 (m, 2H), 2.70 – 2.62 (m, 2H), 2.07 (q, $J = 7.4$ Hz, 2H), 1.84 – 1.69 (m, 5H), 1.46 (s, 9H). $^{13}\text{C NMR}$ (101 MHz, CDCl_3) δ 170.64, 155.08, 145.53, 142.05, 135.92, 129.50, 128.56, 128.47, 128.32, 127.10, 125.79, 117.48, 79.98, 54.44, 38.35, 35.12, 31.00, 28.32, 25.92, 15.11. HRMS (ESI-MS): Calcd. For $\text{C}_{26}\text{H}_{33}\text{NNaO}_4^+$ $[\text{M}+\text{Na}]^+$: 446.2307, Found: 446.2302.



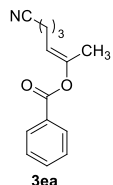
(E)-undec-2-en-2-yl benzoate (**3ba**). (Petroleum ether : ethyl acetate = 100 : 1), colorless oil, 60 mg (88 %). $^1\text{H NMR}$ (400 MHz, CDCl_3) δ 8.08 (d, $J = 7.3$ Hz, 2H), 7.58 (t, $J = 7.4$ Hz, 1H), 7.45 (t, $J = 7.7$ Hz, 2H), 5.25 (t, $J = 7.7$ Hz, 1H), 2.08 (q, $J = 7.4$ Hz, 2H), 1.97 (s, 3H), 1.44 – 1.26 (m, 12H), 0.89 (t, $J = 6.7$ Hz, 3H). $^{13}\text{C NMR}$ (101 MHz, CDCl_3) δ 165.35, 145.41, 133.10, 130.17, 129.86, 128.38, 117.93, 31.91, 29.56, 29.47, 29.30, 29.20, 26.68, 22.69, 15.30, 14.13. HRMS (ESI-MS): Calcd. For $\text{C}_{18}\text{H}_{26}\text{NaO}_2^+$ $[\text{M}+\text{Na}]^+$: 297.1830, Found: 297.1826.



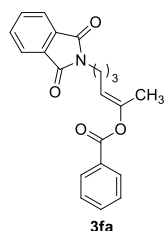
(E)-1-cyclohexylprop-1-en-2-yl benzoate (**3ca**). (Petroleum ether : ethyl acetate = 100 : 1), colorless oil, 52 mg (85 %). $^1\text{H NMR}$ (400 MHz, CDCl_3) δ 8.07 (dd, $J = 8.1, 1.0$ Hz, 2H), 7.60 – 7.55 (m, 1H), 7.45 (t, $J = 7.7$ Hz, 2H), 5.11 (d, $J = 9.7$ Hz, 1H), 2.23 – 2.11 (m, 1H), 1.99 (s, 3H), 1.78 – 1.70 (m, 4H), 1.37 – 1.06 (m, 6H). $^{13}\text{C NMR}$ (101 MHz, CDCl_3) δ 165.31, 144.40, 133.09, 130.19, 129.85, 128.38, 123.55, 36.17, 33.24, 25.94, 25.89, 15.50. HRMS (ESI-MS): Calcd. For $\text{C}_{16}\text{H}_{20}\text{NaO}_2^+$ $[\text{M}+\text{Na}]^+$: 267.1361, Found: 267.1362.



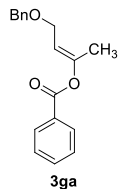
(E)-7-methoxy-7-oxohept-2-en-2-yl benzoate (**3da**). (Petroleum ether : ethyl acetate = 30 : 1), colorless oil, 63 mg (96 %). $^1\text{H NMR}$ (400 MHz, CDCl_3) δ 8.09 (d, $J = 8.2$ Hz, 2H), 7.63 – 7.57 (m, 1H), 7.48 (t, $J = 7.7$ Hz, 2H), 5.24 (t, $J = 7.8$ Hz, 1H), 3.70 (s, 3H), 2.41 (t, $J = 7.4$ Hz, 2H), 2.17 (q, $J = 7.4$ Hz, 2H), 1.99 (s, 3H), 1.79 (p, $J = 7.3$ Hz, 2H). $^{13}\text{C NMR}$ (101 MHz, CDCl_3) δ 173.95, 165.25, 146.45, 133.19, 130.01, 129.86, 128.41, 116.66, 51.54, 33.18, 25.97, 24.69, 15.33. HRMS (ESI-MS): Calcd. For $\text{C}_{15}\text{H}_{18}\text{NaO}_4^+$ $[\text{M}+\text{Na}]^+$: 285.1103, Found: 285.1104.



(E)-6-cyanohex-2-en-2-yl benzoate (**3ea**). (Petroleum ether : ethyl acetate = 30 : 1), colorless oil, 62 mg (82 %). $^1\text{H NMR}$ (400 MHz, CDCl_3) δ 8.09 (dt, $J = 8.5, 1.6$ Hz, 2H), 7.65 – 7.59 (m, 1H), 7.51 – 7.46 (m, 2H), 5.20 (td, $J = 7.9, 1.0$ Hz, 1H), 2.47 (t, $J = 7.1$ Hz, 2H), 2.31 (q, $J = 7.3$ Hz, 2H), 2.03 (d, $J = 0.8$ Hz, 3H), 1.83 (p, $J = 7.1$ Hz, 2H). $^{13}\text{C NMR}$ (101 MHz, CDCl_3) δ 165.23, 147.51, 133.34, 129.88, 129.81, 128.47, 119.57, 115.34, 25.39, 25.23, 16.27, 15.51. HRMS (ESI-MS): Calcd. For $\text{C}_{14}\text{H}_{15}\text{NNaO}_2^+$ $[\text{M}+\text{Na}]^+$: 252.1000, Found: 252.0997.



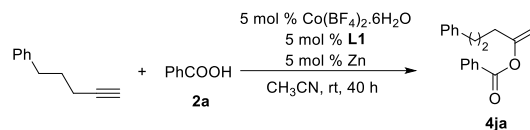
(E)-6-(1,3-dioxoisindolin-2-yl)hex-2-en-2-yl benzoate (**3fa**). (Petroleum ether : ethyl acetate = 25 : 1), white solid, melting point: 103.5-104.8 °C, 71 mg (81 %). $^1\text{H NMR}$ (400 MHz, CDCl_3) δ 8.07 – 7.99 (m, 2H), 7.87 – 7.81 (m, 2H), 7.74 – 7.67 (m, 2H), 7.57 (t, $J = 7.4$ Hz, 1H), 7.44 (t, $J = 7.7$ Hz, 2H), 5.26 (t, $J = 7.5$ Hz, 1H), 3.77 – 3.71 (m, 2H), 2.17 (q, $J = 7.5$ Hz, 2H), 1.97 (s, 3H), 1.87 – 1.77 (m, 2H). $^{13}\text{C NMR}$ (101 MHz, CDCl_3) δ 168.38, 165.19, 146.37, 133.91, 133.16, 132.13, 129.99, 129.61, 128.38, 123.22, 116.44, 37.58, 28.34, 24.21, 15.43. HRMS (ESI-MS): Calcd. For $\text{C}_{21}\text{H}_{19}\text{NNaO}_4^+$ $[\text{M}+\text{Na}]^+$: 372.1212, Found: 372.1212.



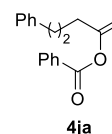
(E)-4-(benzyloxy)but-2-en-2-yl benzoate (**3ga**). (Petroleum ether : ethyl acetate = 100 : 1), colorless oil, 53 mg (75 %). $^1\text{H NMR}$ (400 MHz, CDCl_3) δ 8.11 – 8.05 (m, 2H), 7.60 (t, $J = 7.4$ Hz, 1H), 7.47 (t, $J = 7.7$ Hz, 2H), 7.39 – 7.27 (m, 5H), 5.52 (td, $J = 7.3, 0.7$ Hz, 1H), 4.57 (s, 2H), 4.14 (d, $J = 7.4$ Hz, 2H), 2.01 (s, 3H). $^{13}\text{C NMR}$ (101 MHz, CDCl_3) δ 164.96, 149.82, 138.11, 129.95, 129.75, 128.48, 128.43, 127.91, 127.70, 114.53, 71.84, 65.03, 15.88. HRMS (ESI-MS): Calcd. For $\text{C}_{18}\text{H}_{18}\text{NaO}_3^+$ $[\text{M}+\text{Na}]^+$: 305.1154, Found: 305.1157.

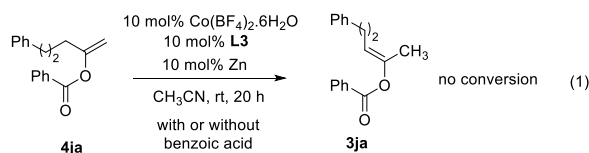
4. Mechanism study on the formation of enol ester.

Synthesis of **4ja**:

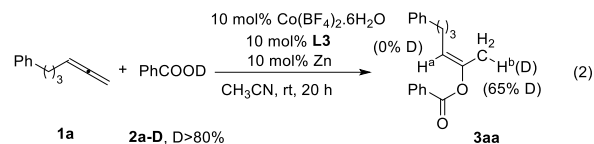


According to previous reported⁶, $\text{Co}(\text{BF}_4)_2 \cdot 6\text{H}_2\text{O}$ (8.5 mg, 0.025 mmol), **L1** (13.4 mg, 0.025 mmol), Zn (1.6 mg, 0.025 mmol) and CH_3CN (1.5 ml) were put into a 10 mL flame-dried Schlenk flask. After stirring the mixture at room temperature for 1 h, 5-phenyl-1-pentyne (0.5 mmol) and **2a** (0.65 mmol) were added. Then stirring the solution at room temperature for 40 h, the solvent was removed under reduced pressure. The residue was purified by flash column chromatography to get **4ja**.

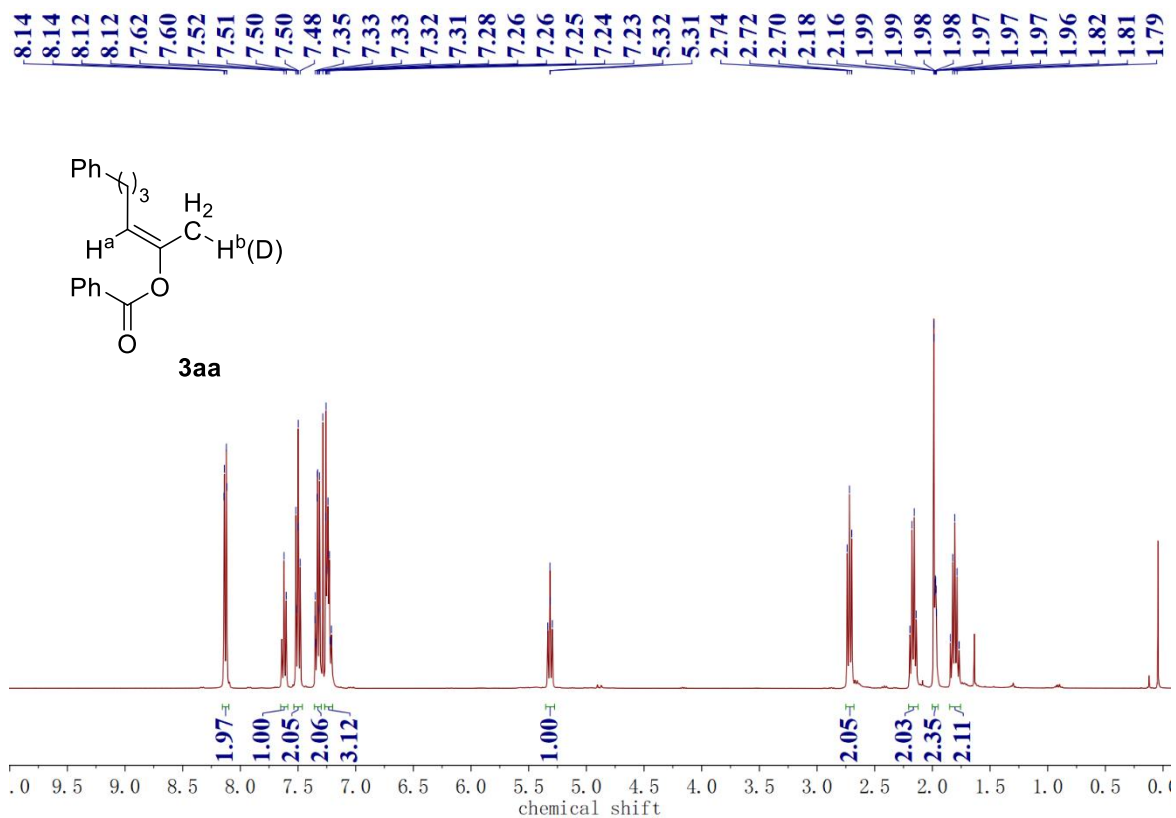
 5-Phenylpent-1-en-2-yl benzoate (**4ja**). (Petroleum ether : ethyl acetate = 100 : 1), colorless oil, 109 mg (85 %). ^1H NMR (400 MHz, CDCl_3) δ 8.14 – 8.08 (m, 2H), 7.61 (dd, $J = 10.7, 4.2$ Hz, 1H), 7.49 (t, $J = 7.7$ Hz, 2H), 7.34 – 7.27 (m, 2H), 7.24 – 7.18 (m, 3H), 4.91 (d, $J = 15.3$ Hz, 2H), 2.71 (t, $J = 7.7$ Hz, 2H), 2.41 (t, $J = 7.5$ Hz, 2H), 1.95 – 1.84 (m, 2H). ^{13}C NMR (126 MHz, CDCl_3) δ 164.80, 156.27, 141.87, 133.38, 129.98, 129.85, 128.53, 128.50, 128.41, 125.93, 101.89, 35.17, 33.06, 28.28. HRMS (ESI-MS): Calcd. For $\text{C}_{18}\text{H}_{18}\text{NaO}_2^+$ $[\text{M}+\text{Na}]^+$: 289.1204, Found: 289.1201.



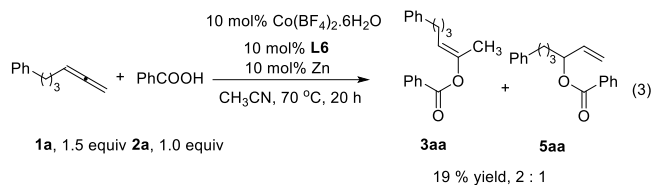
In a nitrogen-filled glove box, $\text{Co}(\text{BF}_4)_2 \cdot 6\text{H}_2\text{O}$ (8.5 mg, 0.025 mmol), **L3** (10.0 mg, 0.025 mmol), Zn (1.6 mg, 0.025 mmol) and CH_3CN (1.5 ml) were put into a 10 mL flame-dried Schlenk flask. After stirring the mixture at room temperature for 30 min, **4ja** (0.25 mmol) and benzoic acid (0.25 mmol) were added (or only **4ja**). After stirring the solution at room temperature for 20 h, the solvent was removed under reduced pressure. The residue was test ^1H NMR directly.



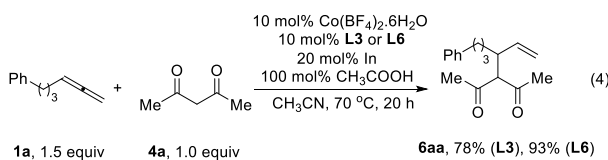
In a nitrogen-filled glove box, Co(BF₄)₂·6H₂O (8.5 mg, 0.025 mmol), **L3** (10.0 mg, 0.025 mmol), Zn (1.6 mg, 0.025 mmol) and CH₃CN (1.5 ml) were put into a 10 mL flame-dried Schlenk flask. After stirring the mixture at room temperature for 30 min, **1a** (0.375 mmol) and **2a-D**⁷ (0.25 mmol) were added. Then stirring the solution at room temperature for 20 h, the solvent was removed under reduced pressure. The residue was purified by flash column chromatography to get **3aa**.



5. The competing enol ester and allylic product formation.

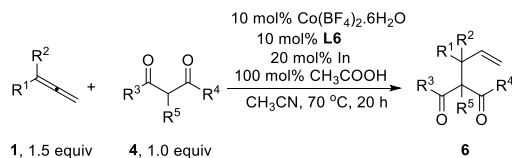


In a nitrogen-filled glove box, $\text{Co(BF}_4)_2 \cdot 6\text{H}_2\text{O}$ (8.5 mg, 0.025 mmol), **L6** (11.2 mg, 0.025 mmol), Zn (1.6 mg, 0.025 mmol) and CH_3CN (1.5 ml) were put into a 10 mL flame-dried Schlenk flask. After stirring the mixture at room temperature for 30 min, **1a** (0.375 mmol) and **2a** (0.25 mmol) were added. Then stirring the solution at 70 °C for 20 h, the solvent was removed under reduced pressure. The residue was purified by flash column chromatography to get **3aa** and **5aa** (13 mg, 19 %, 2:1).

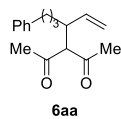


In a nitrogen-filled glove box, $\text{Co(BF}_4)_2 \cdot 6\text{H}_2\text{O}$ (8.5 mg, 0.025 mmol), **L3** (10.0 mg, 0.025 mmol) or **L6** (11.2 mg, 0.025 mmol), indium (5.8 mg, 0.05 mmol) (using Zn as reductant the yield is moderate) and CH_3CN (1.5 ml) were put into a 10 mL flame-dried Schlenk flask. After stirring the mixture at room temperature for 30 min, **1a** (0.375 mmol), **2a** (0.25 mmol) and acetic acid (0.25 mmol) were added. Then stirring the solution at 70 °C for 20 h, the solvent was removed under reduced pressure. The residue was purified by flash column chromatography to get **6aa** (50 mg, 78 %, **L3**) (60 mg, 93 %, **L6**).

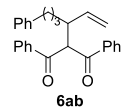
6. Cobalt-catalyzed addition of carbon nucleophiles to allenes.



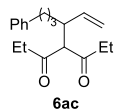
In a nitrogen-filled glove box, $\text{Co(BF}_4)_2 \cdot 6\text{H}_2\text{O}$ (8.5 mg, 0.025 mmol), **L6** (11.2 mg, 0.025 mmol), indium (5.8 mg, 0.05 mmol) and CH_3CN (1.5 ml) were put into a 10 mL flame-dried Schlenk flask. After stirring the mixture at room temperature for 30 min, allene **1** (0.375 mmol), 1,3-dicarbonyl compounds **4** (0.25 mmol) and acetic acid (0.25 mmol) were added. Then stirring the solution at 70 °C for 20 h, the solvent was removed under reduced pressure. The residue was purified by flash column chromatography to give the corresponding product.



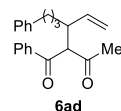
3-(6-Phenylhex-1-en-3-yl)pentane-2,4-dione (**6aa**)⁸. (Petroleum ether : ethyl acetate = 50 : 1), colorless oil, 60 mg (93 %). ¹H NMR (400 MHz, CDCl₃) δ 7.32 – 7.25 (m, 2H), 7.22 – 7.14 (m, 3H), 5.54 – 5.42 (m, 1H), 5.13 – 5.06 (m, 2H), 3.68 (d, *J* = 10.6 Hz, 1H), 2.92 (qd, *J* = 10.2, 3.2 Hz, 1H), 2.65 (ddd, *J* = 14.9, 9.4, 5.9 Hz, 1H), 2.58 – 2.48 (m, 1H), 2.18 (s, 3H), 2.12 (s, 3H), 1.70 – 1.49 (m, 2H), 1.42 – 1.33 (m, 1H), 1.29 – 1.18 (m, 1H). ¹³C NMR (101 MHz, CDCl₃) δ 203.60, 203.47, 142.07, 137.67, 128.33, 128.32, 125.79, 117.91, 74.66, 44.31, 35.51, 32.05, 30.16, 29.53, 28.63.



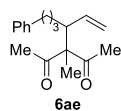
1,3-Diphenyl-2-(6-phenylhex-1-en-3-yl)propane-1,3-dione (**6ab**)⁸. (Petroleum ether : ethyl acetate = 50 : 1), colorless oil, 82 mg (86 %). ¹H NMR (400 MHz, CDCl₃) δ 8.03 – 7.95 (m, 4H), 7.60 – 7.53 (m, 2H), 7.49 – 7.43 (m, 4H), 7.29 – 7.24 (m, 2H), 7.21 – 7.12 (m, 3H), 5.66 (dt, *J* = 17.1, 9.8 Hz, 1H), 5.36 (d, *J* = 9.0 Hz, 1H), 4.98 (dd, *J* = 19.5, 9.3 Hz, 2H), 3.34 (qd, *J* = 9.9, 2.8 Hz, 1H), 2.71 – 2.44 (m, 2H), 1.76 – 1.66 (m, 1H), 1.64 – 1.55 (m, 2H), 1.51 – 1.40 (m, 1H). ¹³C NMR (101 MHz, CDCl₃) δ 194.91, 194.87, 142.40, 138.31, 137.08, 136.99, 133.52, 133.33, 128.86, 128.78, 128.72, 128.68, 128.38, 128.26, 125.66, 117.88, 62.14, 45.37, 35.62, 32.63, 29.21.



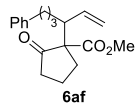
4-(6-Phenylhex-1-en-3-yl)heptane-3,5-dione (**6ac**)⁸. (Petroleum ether : ethyl acetate = 50 : 1), colorless oil, 61 mg (85 %). ¹H NMR (400 MHz, CDCl₃) δ 7.31 – 7.26 (m, 2H), 7.21 – 7.14 (m, 3H), 5.51 – 5.41 (m, 1H), 5.10 – 5.03 (m, 2H), 3.72 – 3.67 (m, 1H), 2.95 (qd, *J* = 10.3, 3.2 Hz, 1H), 2.69 – 2.59 (m, 1H), 2.56 – 2.33 (m, 5H), 1.73 – 1.48 (m, 2H), 1.37 – 1.13 (m, 2H), 0.99 (dt, *J* = 16.3, 7.2 Hz, 6H). ¹³C NMR (101 MHz, CDCl₃) δ 206.19, 205.96, 142.11, 137.97, 128.35, 128.30, 125.76, 117.73, 73.18, 44.49, 36.27, 35.72, 35.47, 32.14, 28.64, 7.47, 7.30.



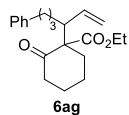
1-Phenyl-2-(6-phenylhex-1-en-3-yl)butane-1,3-dione (**6ad**)⁸. (Petroleum ether : ethyl acetate = 50 : 1), colorless oil, 70 mg (88 %). ¹H NMR (400 MHz, CDCl₃) δ 8.06 – 7.94 (m, 2H), 7.61 (dt, *J* = 11.9, 7.4 Hz, 1H), 7.54 – 7.45 (m, 2H), 7.32 – 7.24 (m, 2H), 7.17 (dt, *J* = 15.1, 8.3 Hz, 3H), 5.65 – 5.41 (m, 1H), 5.20 – 4.95 (m, 2H), 4.52 (dd, *J* = 10.3, 4.3 Hz, 1H), 3.17 (pd, *J* = 10.0, 3.3 Hz, 1H), 2.72 – 2.43 (m, 2H), 2.14 (d, *J* = 19.1 Hz, 3H), 1.81 – 1.65 (m, 1H), 1.62 – 1.52 (m, 1H), 1.50 – 1.16 (m, 2H). ¹³C NMR (101 MHz, CDCl₃) δ 203.75, 203.61, 195.44, 195.36, 142.24, 142.10, 137.98, 137.83, 137.36, 137.18, 133.85, 133.60, 128.88, 128.81, 128.78, 128.75, 128.65, 128.37, 128.33, 128.26, 125.79, 125.69, 117.96, 117.82, 69.57, 68.58, 44.84, 44.57, 35.56, 35.52, 32.74, 31.73, 28.90, 28.58, 27.95, 27.51.



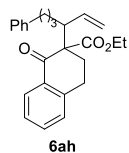
3-Methyl-3-(6-phenylhex-1-en-3-yl)pentane-2,4-dione (**6ae**)⁸. (Petroleum ether : ethyl acetate = 50 : 1), colorless oil, 61 mg (90 %). ¹H NMR (400 MHz, CDCl₃) δ 7.31 – 7.27 (m, 2H), 7.22 – 7.16 (m, 3H), 5.45 (dt, *J* = 16.7, 10.1 Hz, 1H), 5.14 – 5.06 (m, 2H), 3.08 (td, *J* = 9.9, 3.0 Hz, 1H), 2.71 – 2.63 (m, 1H), 2.60 – 2.50 (m, 1H), 2.10 (s, 3H), 2.06 (s, 3H), 1.76 – 1.65 (m, 1H), 1.62 – 1.50 (m, 1H), 1.36 (s, 3H), 1.29 – 1.19 (m, 2H). ¹³C NMR (101 MHz, CDCl₃) δ 206.83, 206.04, 142.34, 136.40, 128.33, 128.28, 125.71, 118.65, 71.32, 47.25, 35.69, 29.58, 29.53, 27.31, 26.89, 13.86.



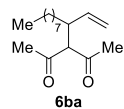
Methyl 2-oxo-1-(6-phenylhex-1-en-3-yl)cyclopentanecarboxylate (**6af**). (Petroleum ether : ethyl acetate = 50 : 1), colorless oil, 60 mg (80 %). $^1\text{H NMR}$ (400 MHz, CDCl_3) δ 7.28 (t, $J = 7.4$ Hz, 2H), 7.21 – 7.14 (m, 3H), 5.59 – 5.40 (m, 1H), 5.15 – 5.05 (m, 2H), 3.69 (s, 3H), 2.92 (qd, $J = 10.8$, 2.6 Hz, 1H), 2.70 – 2.61 (m, 1H), 2.58 – 2.31 (m, 3H), 2.20 – 2.04 (m, 1H), 2.04 – 1.84 (m, 3H), 1.72 – 1.64 (m, 1H), 1.57 – 1.17 (m, 3H). $^{13}\text{C NMR}$ (101 MHz, CDCl_3) δ 214.19, 213.79, 170.35, 170.18, 142.35, 137.26, 136.44, 128.36, 128.33, 128.26, 125.68, 119.63, 118.32, 65.50, 52.65, 48.42, 47.47, 39.17, 38.96, 35.62, 35.43, 29.66, 29.61, 29.47, 29.11, 28.87, 28.47, 19.89, 19.65. HRMS (ESI-MS): Calcd. For $\text{C}_{19}\text{H}_{24}\text{NaO}_3^+$ $[\text{M}+\text{Na}]^+$: 323.1623, Found: 323.1620.



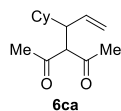
Ethyl 2-oxo-1-(6-phenylhex-1-en-3-yl)cyclohexanecarboxylate (**6ag**). (Petroleum ether : ethyl acetate = 50 : 1), colorless oil, 58 mg (71 %). $^1\text{H NMR}$ (400 MHz, CDCl_3) δ 7.31 – 7.25 (m, 2H), 7.21 – 7.15 (m, 3H), 5.71 – 5.57 (m, 1H), 5.13 – 4.96 (m, 2H), 4.25 – 4.09 (m, 2H), 2.71 – 2.33 (m, 6H), 2.05 – 1.93 (m, 1H), 1.82 – 1.34 (m, 8H), 1.30 – 1.22 (m, 3H). $^{13}\text{C NMR}$ (101 MHz, CDCl_3) δ 207.72, 206.68, 171.49, 171.17, 142.69, 142.66, 137.74, 137.47, 128.37, 128.21, 128.20, 125.58, 118.01, 117.88, 64.71, 63.73, 61.22, 61.05, 48.71, 48.35, 41.80, 41.74, 35.86, 35.76, 31.62, 30.02, 29.91, 29.82, 29.80, 27.62, 26.75, 22.79, 22.40, 14.20, 14.15. HRMS (ESI-MS): Calcd. For $\text{C}_{21}\text{H}_{28}\text{NaO}_3^+$ $[\text{M}+\text{Na}]^+$: 351.1936, Found: 351.1937.



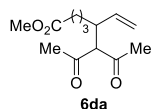
Ethyl 2-oxo-1-(6-phenylhex-1-en-3-yl)cyclohexanecarboxylate (**6ah**). (Petroleum ether : ethyl acetate = 50 : 1), colorless oil, 60 mg (64 %). $^1\text{H NMR}$ (500 MHz, CDCl_3) δ 8.09 – 8.04 (m, 1H), 7.50 – 7.45 (m, 1H), 7.35 – 7.26 (m, 3H), 7.23 – 7.16 (m, 4H), 5.98 – 5.67 (m, 1H), 5.16 – 5.04 (m, 2H), 4.17 – 4.03 (m, 2H), 3.25 – 3.06 (m, 1H), 2.96 – 2.43 (m, 5H), 2.31 – 2.16 (m, 1H), 1.78 – 1.40 (m, 4H), 1.18 – 1.12 (m, 3H). $^{13}\text{C NMR}$ (126 MHz, CDCl_3) δ 194.80, 194.26, 170.90, 170.55, 143.07, 142.73, 142.63, 142.57, 138.23, 137.21, 133.37, 133.24, 132.91, 132.87, 128.71, 128.56, 128.39, 128.37, 128.24, 128.23, 128.00, 127.96, 126.68, 126.60, 125.63, 125.60, 118.51, 118.26, 61.33, 61.32, 61.20, 61.13, 49.88, 49.24, 35.72, 30.39, 30.09, 29.89, 29.87, 28.97, 28.54, 26.32, 26.27, 14.10, 14.06. HRMS (ESI-MS): Calcd. For $\text{C}_{25}\text{H}_{28}\text{NaO}_3^+$ $[\text{M}+\text{Na}]^+$: 399.1936, Found: 399.1939.



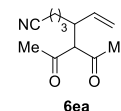
3-(Undec-1-en-3-yl)pentane-2,4-dione (**6ba**). (Petroleum ether : ethyl acetate = 50 : 1), colorless oil, 55 mg (87 %). $^1\text{H NMR}$ (400 MHz, CDCl_3) δ 5.54 – 5.40 (m, 1H), 5.14 – 5.02 (m, 2H), 3.68 (d, $J = 10.7$ Hz, 1H), 2.87 (q, $J = 9.6$ Hz, 1H), 2.21 (s, 3H), 2.11 (s, 3H), 1.34 – 1.17 (m, 14H), 0.88 (t, $J = 6.8$ Hz, 3H). $^{13}\text{C NMR}$ (101 MHz, CDCl_3) δ 203.73, 203.63, 137.93, 117.61, 74.77, 44.48, 32.52, 31.82, 30.19, 29.52, 29.44, 29.32, 29.22, 26.77, 22.64, 14.09. HRMS (ESI-MS): Calcd. For $\text{C}_{16}\text{H}_{28}\text{NaO}_2^+$ $[\text{M}+\text{Na}]^+$: 275.1987, Found: 275.1982.



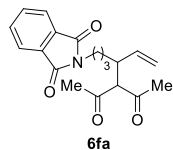
3-(1-Cyclohexylallyl)pentane-2,4-dione (**6ca**)⁸. (Petroleum ether : ethyl acetate = 50 : 1), colorless oil, 52 mg (93 %). ¹H NMR (400 MHz, CDCl₃) δ 5.53 (dt, *J* = 17.1, 10.1 Hz, 1H), 5.10 – 4.98 (m, 2H), 3.93 (d, *J* = 11.0 Hz, 1H), 2.78 (td, *J* = 10.5, 3.7 Hz, 1H), 2.19 (s, 3H), 2.07 (s, 3H), 1.74 – 1.58 (m, 4H), 1.50 – 1.42 (m, 1H), 1.27 – 1.00 (m, 5H), 0.96 – 0.85 (m, 1H). ¹³C NMR (101 MHz, CDCl₃) δ 204.03, 203.91, 135.20, 118.57, 71.79, 49.99, 39.39, 32.02, 30.18, 29.29, 27.55, 26.46, 26.41, 26.35.



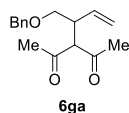
Methyl 6-acetyl-7-oxo-5-vinyloctanoate (**6da**). (Petroleum ether : ethyl acetate = 30 : 1), colorless oil, 58 mg (96 %). ¹H NMR (400 MHz, CDCl₃) δ 5.51 – 5.40 (m, 1H), 5.12 – 5.05 (m, 2H), 3.68 – 3.62 (m, 4H), 2.85 (qd, *J* = 10.2, 3.2 Hz, 1H), 2.34 – 2.20 (m, 2H), 2.17 (s, 3H), 2.08 (s, 3H), 1.73 – 1.59 (m, 1H), 1.56 – 1.41 (m, 1H), 1.35 – 1.25 (m, 1H), 1.24 – 1.13 (m, 1H). ¹³C NMR (101 MHz, CDCl₃) δ 203.42, 203.30, 173.69, 137.32, 118.22, 74.45, 51.53, 44.04, 33.52, 31.74, 30.14, 29.53, 22.18. HRMS (ESI-MS): Calcd. For C₁₃H₂₀NaO₄⁺ [M+Na]⁺: 263.1259, Found: 263.1261.



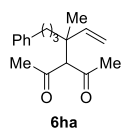
6-Acetyl-7-oxo-5-vinyloctanenitrile (**6ea**)⁸. (Petroleum ether : ethyl acetate = 30 : 1), colorless oil, 49 mg (95 %). ¹H NMR (400 MHz, CDCl₃) δ 5.54 – 5.43 (m, 1H), 5.18 – 5.10 (m, 2H), 3.70 (d, *J* = 10.4 Hz, 1H), 2.88 (qd, *J* = 10.3, 3.1 Hz, 1H), 2.42 – 2.25 (m, 2H), 2.22 (s, 3H), 2.12 (s, 3H), 1.79 – 1.68 (m, 1H), 1.64 – 1.52 (m, 1H), 1.51 – 1.42 (m, 1H), 1.38 – 1.24 (m, 1H). ¹³C NMR (101 MHz, CDCl₃) δ 203.02, 202.84, 136.87, 119.32, 118.82, 74.23, 43.49, 31.26, 30.38, 29.47, 22.95, 16.89.



2-(5-Acetyl-6-oxo-4-vinylheptyl)isoindoline-1,3-dione (**6fa**)⁸. (Petroleum ether : ethyl acetate = 20 : 1), white solid, melting point: 71.1-72.6 °C, 74 mg (91 %). ¹H NMR (400 MHz, CDCl₃) δ 7.87 – 7.81 (m, 2H), 7.75 – 7.69 (m, 2H), 5.46 (dt, *J* = 17.4, 9.6 Hz, 1H), 5.14 – 5.07 (m, 2H), 3.73 – 3.56 (m, 3H), 2.90 (qd, *J* = 10.2, 3.2 Hz, 1H), 2.20 (s, 3H), 2.10 (s, 3H), 1.79 – 1.67 (m, 1H), 1.64 – 1.52 (m, 1H), 1.45 – 1.34 (m, 1H), 1.29 – 1.17 (m, 1H). ¹³C NMR (101 MHz, CDCl₃) δ 203.36, 203.24, 168.32, 137.16, 133.93, 132.06, 123.20, 118.43, 74.45, 43.92, 37.59, 30.38, 29.63, 29.33, 26.04.

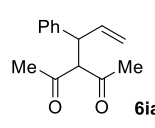


3-(1-(Benzyloxy)but-3-en-2-yl)pentane-2,4-dione (**6ga**). (Petroleum ether : ethyl acetate = 50 : 1), colorless oil, 55 mg (85 %). ¹H NMR (400 MHz, CDCl₃) δ 7.40 – 7.26 (m, 5H), 5.77 – 5.66 (m, 1H), 5.22 – 5.09 (m, 2H), 4.44 (s, 2H), 3.94 (d, *J* = 10.1 Hz, 1H), 3.51 (dd, *J* = 9.5, 4.8 Hz, 1H), 3.39 (dd, *J* = 9.5, 6.8 Hz, 1H), 3.32 – 3.23 (m, 1H), 2.16 (s, 3H), 2.15 (s, 3H). ¹³C NMR (101 MHz, CDCl₃) δ 203.59, 203.16, 137.76, 135.42, 128.39, 127.73, 127.69, 118.38, 73.18, 71.91, 71.05, 44.44, 30.40, 29.51. HRMS (ESI-MS): Calcd. For C₁₆H₂₀NaO₃⁺ [M+Na]⁺: 283.1310, Found: 283.1310.

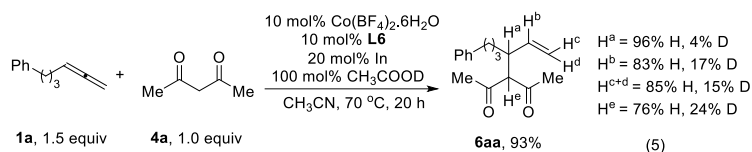


3-(3-Methyl-6-phenylhex-1-en-3-yl)pentane-2,4-dione (**6ha**). (Petroleum ether : ethyl acetate = 50 : 1), colorless oil, 49 mg (72 %). ¹H NMR (400 MHz, CDCl₃) δ 7.32 – 7.28 (m, 2H), 7.23 – 7.14 (m, 3H), 6.01 (dd, *J* = 17.5, 10.8 Hz, 1H), 5.17 – 5.12 (m, 1H), 5.02 – 4.94 (m, 1H), 3.79 (s, 1H), 2.59 (d, *J* = 18.7 Hz, 2H), 2.19 (s, 6H), 1.58 – 1.48 (m, 4H), 1.18 (s, 3H). ¹³C NMR (101 MHz, CDCl₃) δ

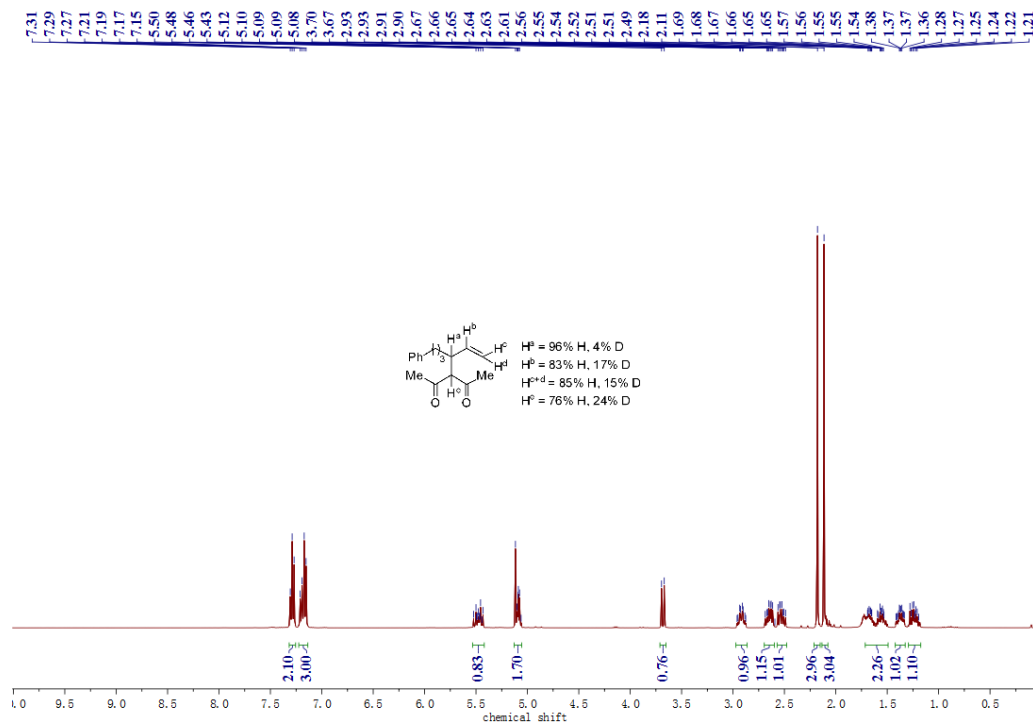
204.18, 203.74, 143.07, 142.19, 128.33, 125.83, 114.44, 76.13, 43.64, 39.00, 36.29, 33.08, 31.96, 26.01, 19.61.
 HRMS (ESI-MS): Calcd. For $C_{18}H_{24}NaO_2^+$ $[M+Na]^+$: 295.1674, Found: 295.1671.


 3-(1-phenylallyl)pentane-2,4-dione (**6ia**). (Petroleum ether : ethyl acetate = 50 : 1), colorless oil, 39.5 mg (73 %). 1H NMR (400 MHz, $CDCl_3$) δ 7.23 (t, J = 7.4 Hz, 2H), 7.13 (dd, J = 8.4, 7.1 Hz, 3H), 5.82 – 5.75 (m, 1H), 5.03 – 4.98 (m, 2H), 4.19 (d, J = 11.7 Hz, 1H), 4.10 (dd, J = 11.6, 7.7 Hz, 1H), 2.18 (s, 3H), 1.82 (s, 3H). ^{13}C NMR (101 MHz, $CDCl_3$) δ 202.9, 202.8, 139.8, 138.0, 128.9, 127.9, 127.2, 116.5, 74.3, 49.8, 30.1, 29.6. HRMS (ESI-TOF) m/z : $[M + Na]^+$ calculated for $C_{14}H_{16}O_2Na^+$ 239.1043; found 239.1044.

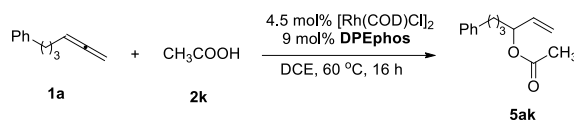
7. Mechanism study on the formation of allylic products.



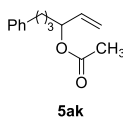
In a nitrogen-filled glove box, $Co(BF_4)_2 \cdot 6H_2O$ (8.5 mg, 0.025 mmol), **L3** (10.0 mg, 0.025 mmol) or **L6** (11.2 mg, 0.025 mmol), indium (5.8 mg, 0.05 mmol) and CH_3CN (1.5 ml) were put into a 10 mL flame-dried Schlenk flask. After stirring the mixture at room temperature for 30 min, **1a** (0.375 mmol), **2a** (0.25 mmol) and CH_3COOD (0.25 mmol, $D > 95\%$) were added. Then stirring the solution at 70 °C for 20 h, the solvent was removed under reduced pressure. The residue was purified by flash column chromatography to get **6aa** (60 mg, 93 %).

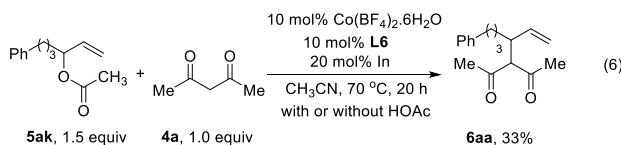


Synthesis of **5ak**:



According to previous reported⁹, In a nitrogen-filled glove box, $[\text{Rh}(\text{COD})\text{Cl}]_2$ (0.020 mmol), **DPEphos** (0.04 mmol) and DCE (4.4 ml) were put into a 10 mL flame-dried Schlenk flask. After stirring the mixture at room temperature for 10 min, **1a** (0.53 mmol) and **2k** (0.44 mmol) were added. Then stirring the solution at 60 °C for 16 h, the solvent was removed under reduced pressure. The residue was purified by flash column chromatography to get **5ak** (60 mg, 93 %).


6-Phenylhex-1-en-3-yl acetate (5ak). (Petroleum ether : ethyl acetate = 100 : 1), colorless oil, 60 mg (93 %). ¹H NMR (400 MHz, CDCl₃) δ 7.34 – 7.28 (m, 2H), 7.24 – 7.19 (m, 3H), 5.79 (ddd, *J* = 17.1, 10.5, 6.5 Hz, 1H), 5.34 – 5.16 (m, 3H), 2.66 (t, *J* = 7.4 Hz, 2H), 2.09 (s, 3H), 1.77 – 1.60 (m, 4H). ¹³C NMR (101 MHz, CDCl₃) δ 170.39, 142.05, 136.44, 128.42, 128.37, 125.87, 116.77, 74.65, 35.59, 33.75, 26.94, 21.29. HRMS (ESI-MS): Calcd. For C₁₄H₁₈NaO₂⁺ [M+Na]⁺: 241.1204, Found: 241.1210.



In a nitrogen-filled glove box, $\text{Co}(\text{BF}_4)_2 \cdot 6\text{H}_2\text{O}$ (8.5 mg, 0.025 mmol), **L6** (11.2 mg, 0.025 mmol), indium (5.8 mg, 0.05 mmol) and CH₃CN (1.5 ml) were put into a 10 mL flame-dried Schlenk flask. After stirring the mixture at room temperature for 30 min, **5ak** (0.375 mmol), **4a** (0.25 mmol) and CH₃COOH (0.25 mmol) were added (or without CH₃COOH). Then stirring the solution at 70 °C for 20 h, the solvent was removed under reduced pressure. The residue was purified by flash column chromatography to get **6aa** (19 mg, 30 %) (21 mg, 33 %, without CH₃COOH).

8. Attempt on asymmetric catalysis.

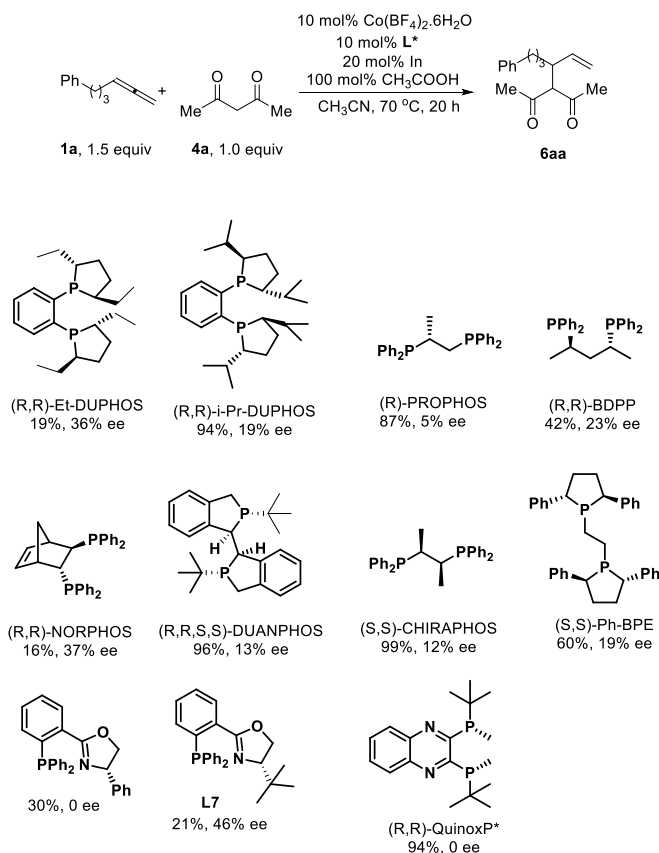


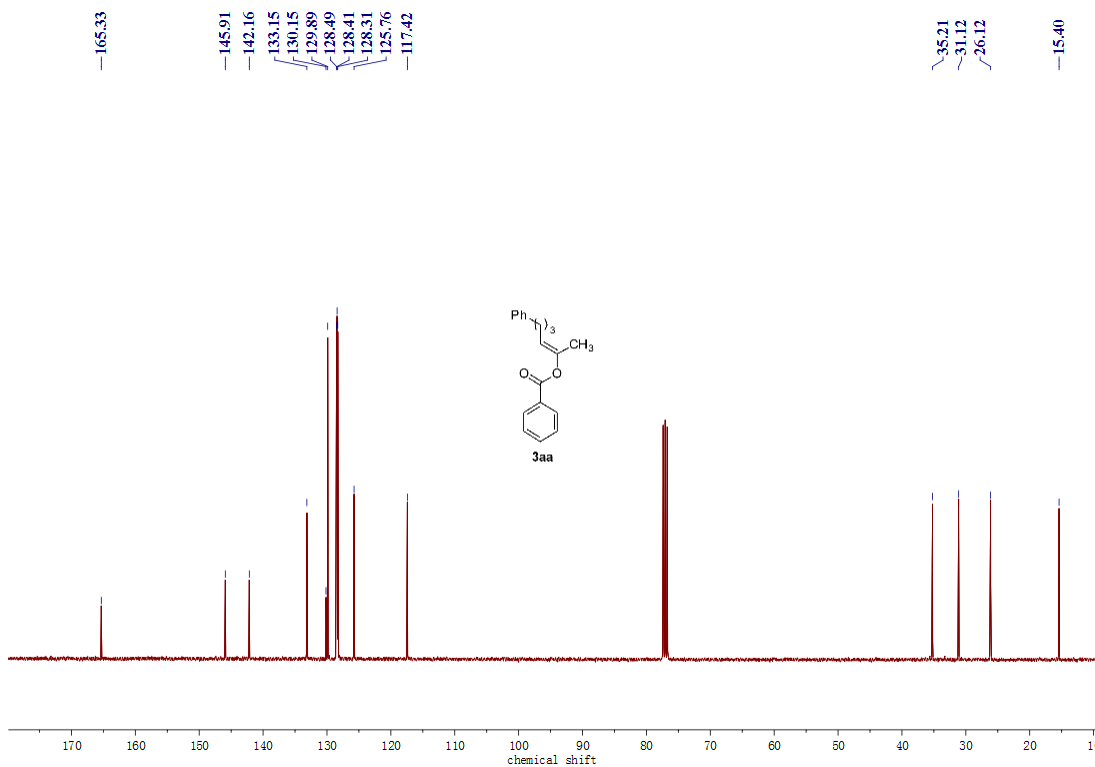
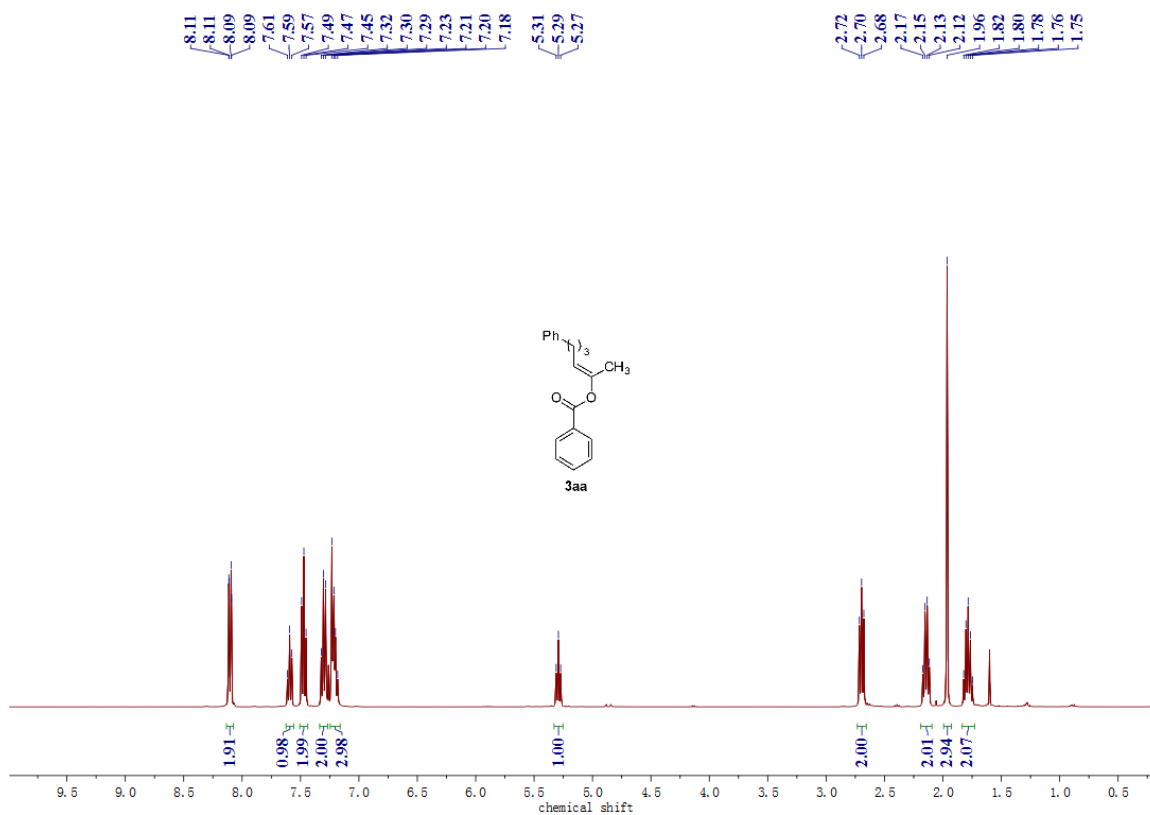
Figure S2. Chiral ligand screening

9. References:

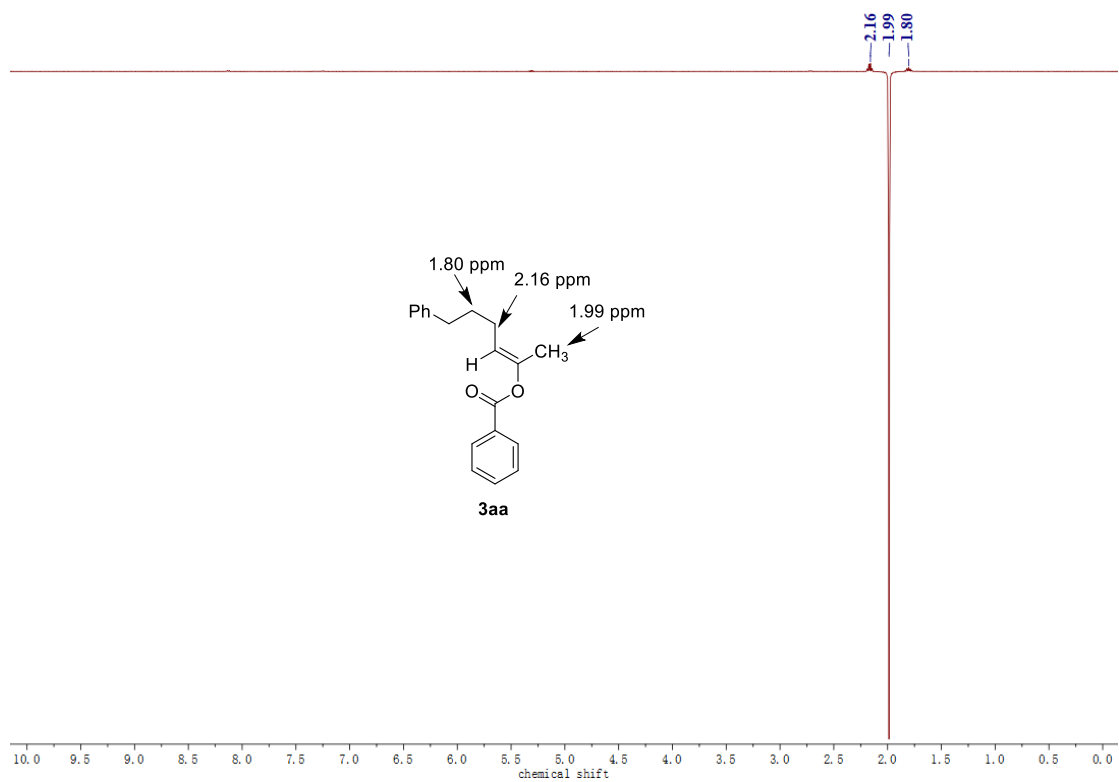
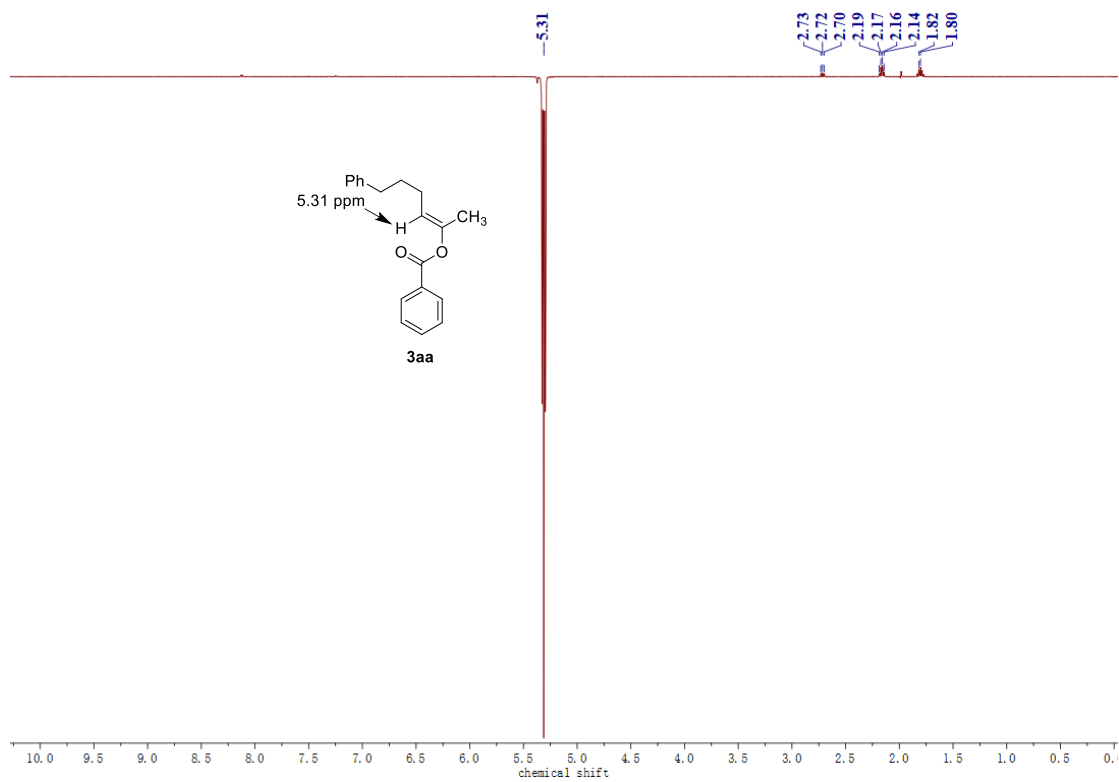
- (1) S.-S. Ng, T. F. Jamison, Nickel-catalyzed coupling of terminal allenes, aldehydes, and silanes, *Tetrahedron*, 2006, **62**, 11350-11359.
- (2) J. Kuang, S. Ma, An efficient synthesis of terminal allenes from terminal 1-alkynes, *J. Org. Chem.*, 2009, **74**, 1763-1765.
- (3) C. Li, M. Kahny, B. Breit, Rhodium-catalyzed chemo-, regio-, and enantioselective addition of 2-pyridones to terminal allenes, *Angew. Chem. Int. Ed.*, 2014, **53**, 13780-13784.
- (4) C. Li, B. Breit, Rhodium-catalyzed chemo- and regioselective decarboxylative addition of β -ketoacids to allenes: Efficient construction of tertiary and quaternary carbon centers, *J. Am. Chem. Soc.*, 2014, **136**, 862-865.
- (5) A. Kopfer, B. Breit, Rhodium-catalyzed hydroformylation of 1,1-disubstituted allenes employing the self-assembling 6-DPPon system, *Angew. Chem. Int. Ed.*, 2015, **54**, 6913-6917.
- (6) J.-F. Chen, C. Li, Enol ester synthesis via cobalt-catalyzed regio- and stereoselective addition of carboxylic acids to alkynes, *Org. Lett.*, 2018, **20**, 6719-6724.
- (7) Y. Zhang, Y. Yao, L. He, Y. Liu, L. Shi, L. Rhodium(II)/chiral phosphoric acid-cocatalyzed enantioselective O-H bond insertion of α -diazo esters, *Adv. Synth. Catal.*, 2017, **359**, 2754-2761.
- (8) T. Beck, B. Breit, Regio- and enantioselective rhodium-catalyzed addition of 1,3-diketones to allenes: Construction of asymmetric tertiary and quaternary all carbon centers, *Angew. Chem. Int. Ed.*, 2017, **56**, 1903-1907.
- (9) P. Koschker, A. Lumbroso, B. Breit, Enantioselective synthesis of branched allylic esters via rhodium-catalyzed coupling of allenes with carboxylic acids, *J. Am. Chem. Soc.*, 2011, **133**, 20746-20749.

10. NMR Spectra of novel compounds

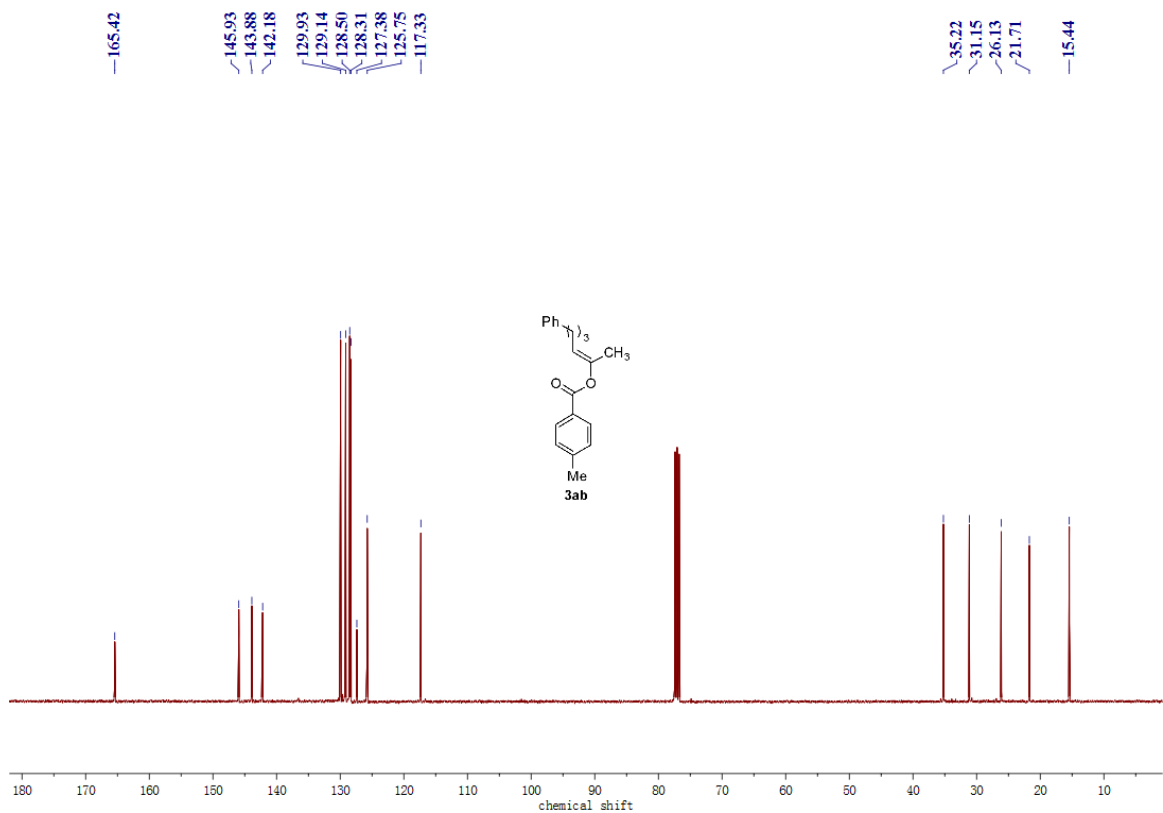
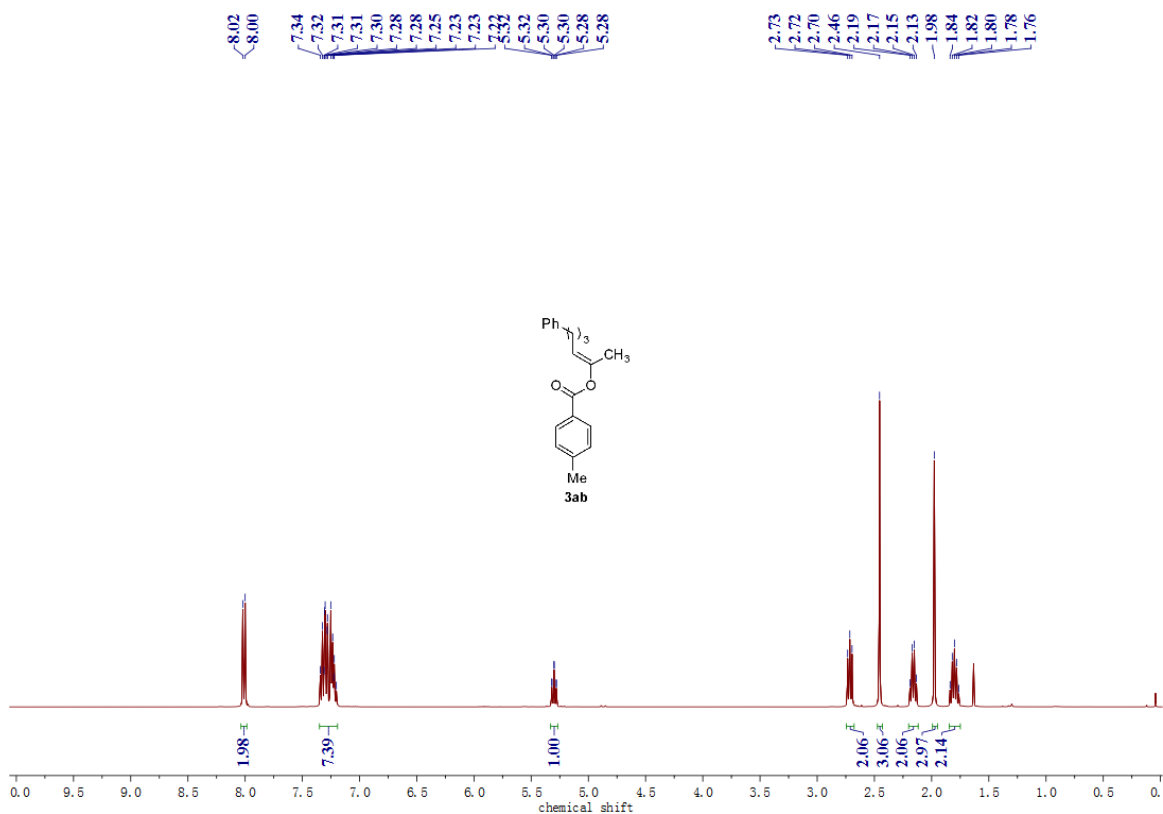
(E)-6-phenylhex-2-en-2-yl benzoate (**3aa**).



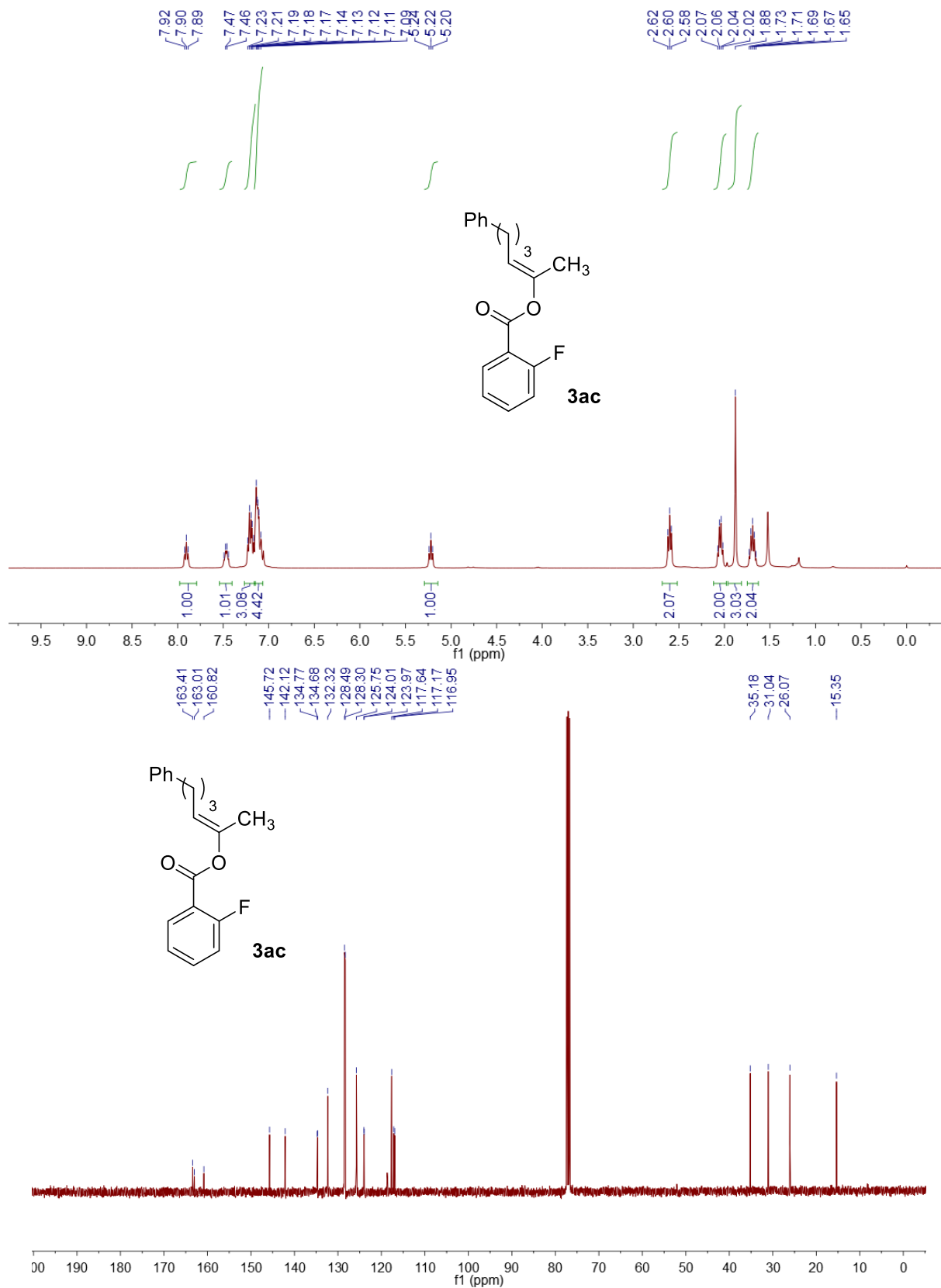
1D NOE of 3aa



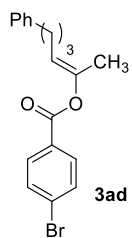
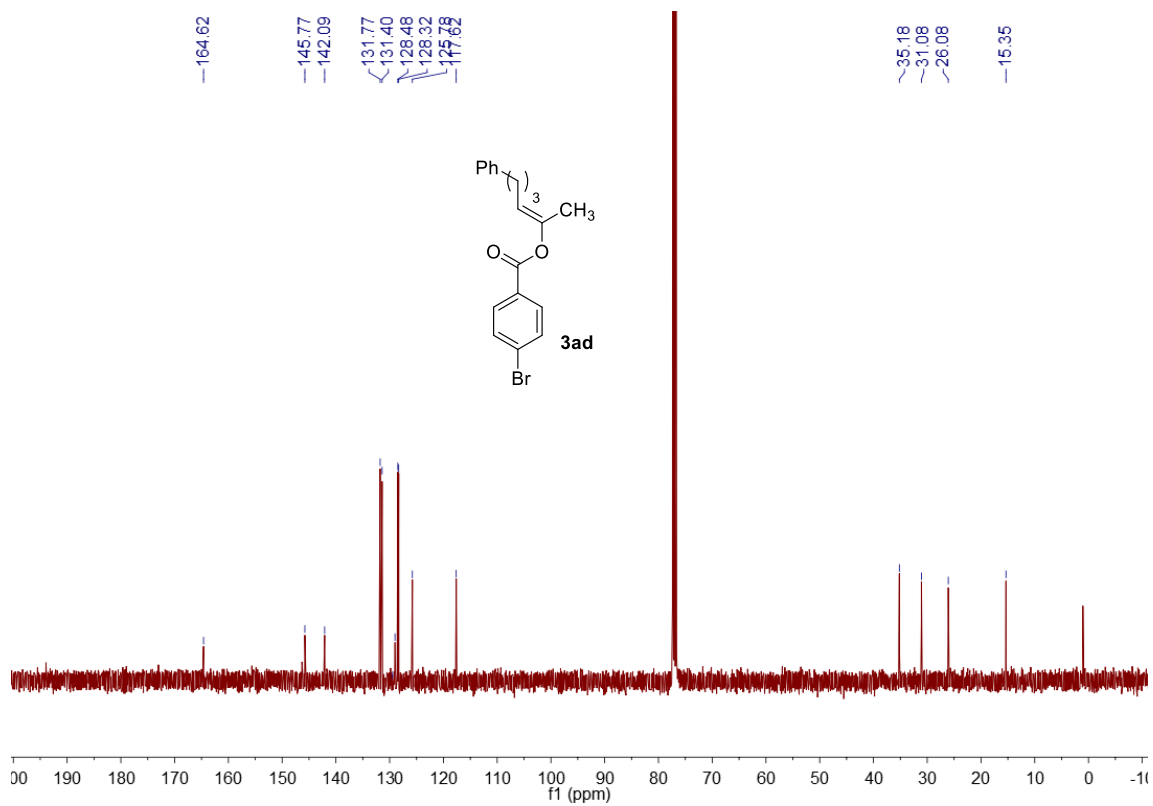
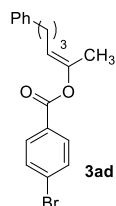
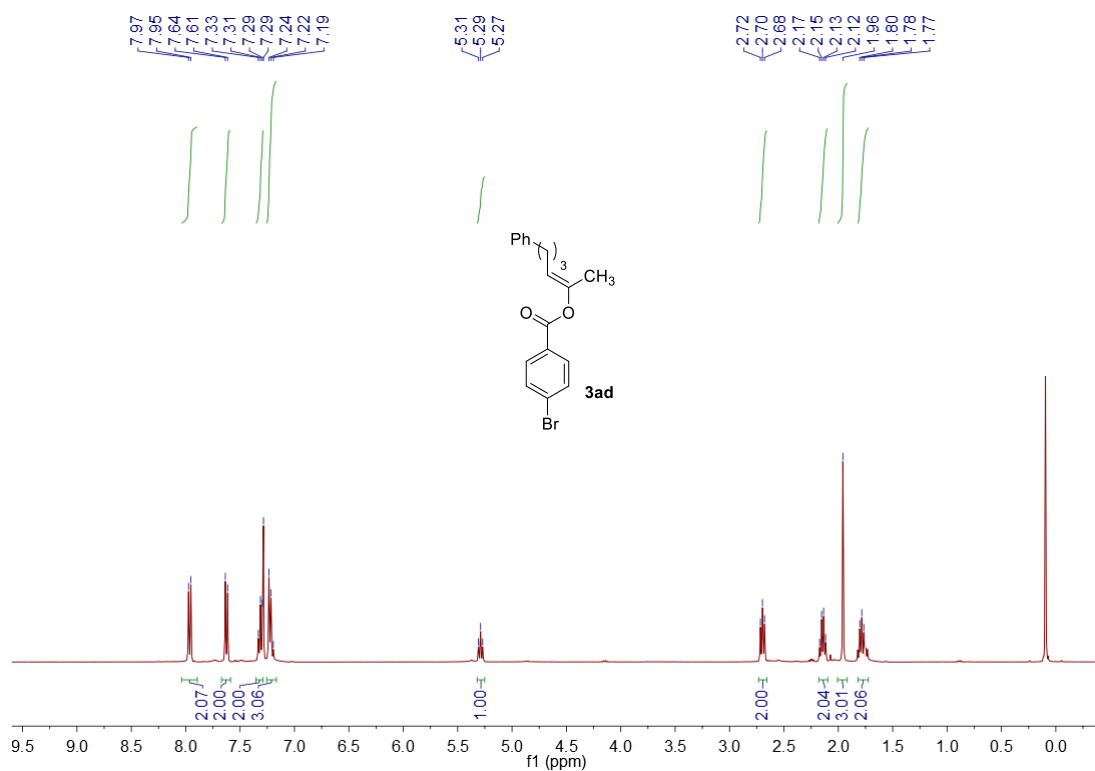
(E)-6-phenylhex-2-en-2-yl 4-methylbenzoate (**3ab**).



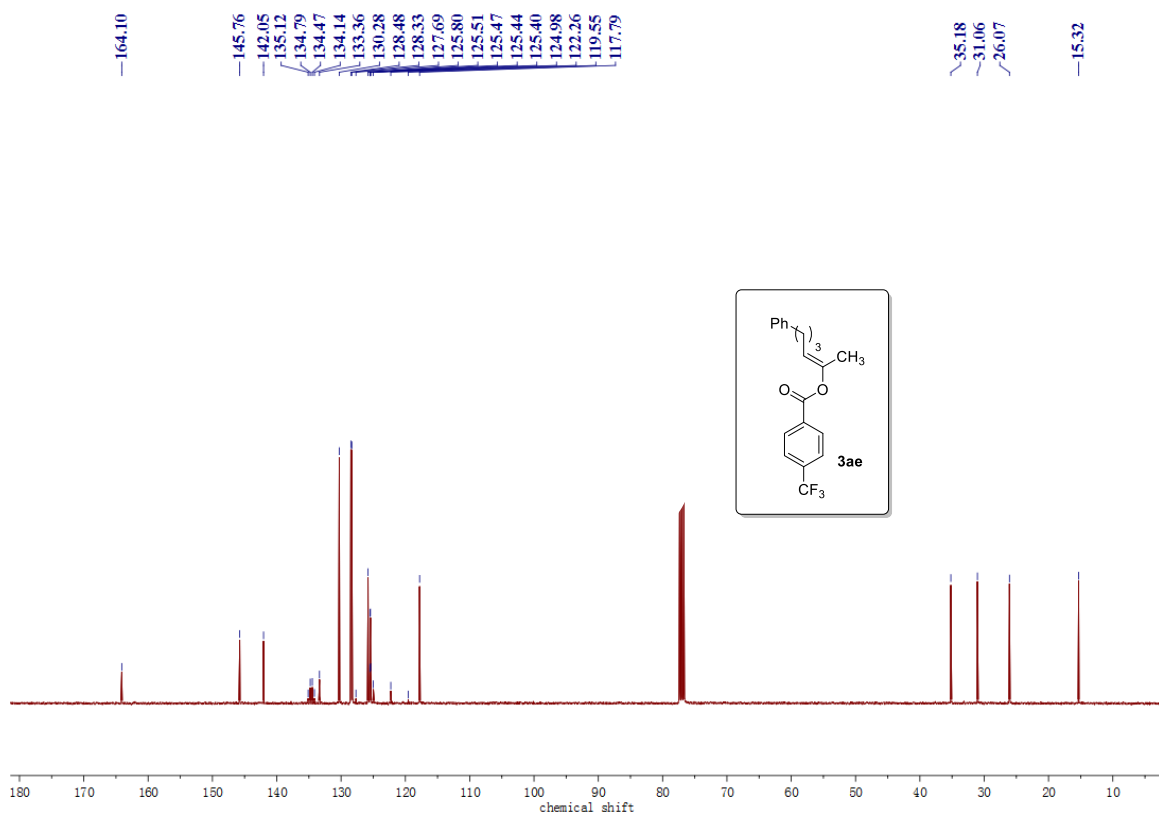
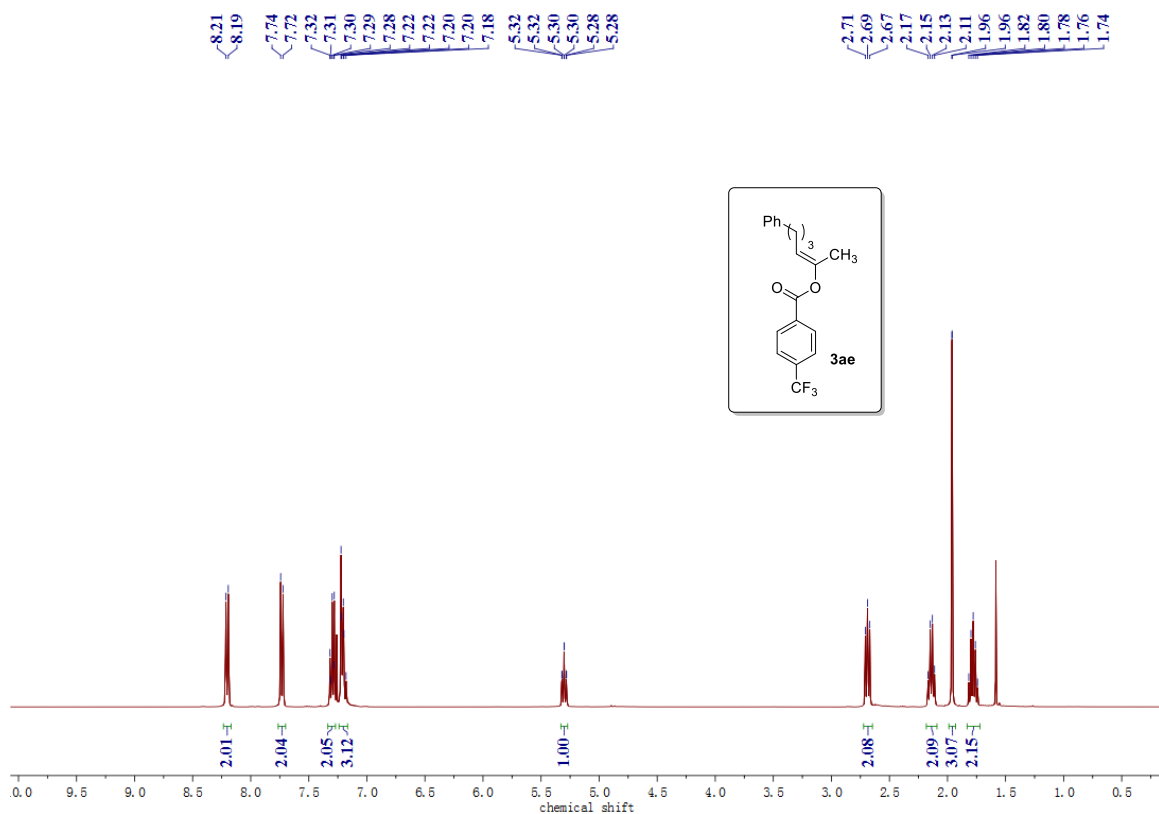
(E)-6-phenylhex-2-en-2-yl 2-fluorobenzoate (**3ac**).



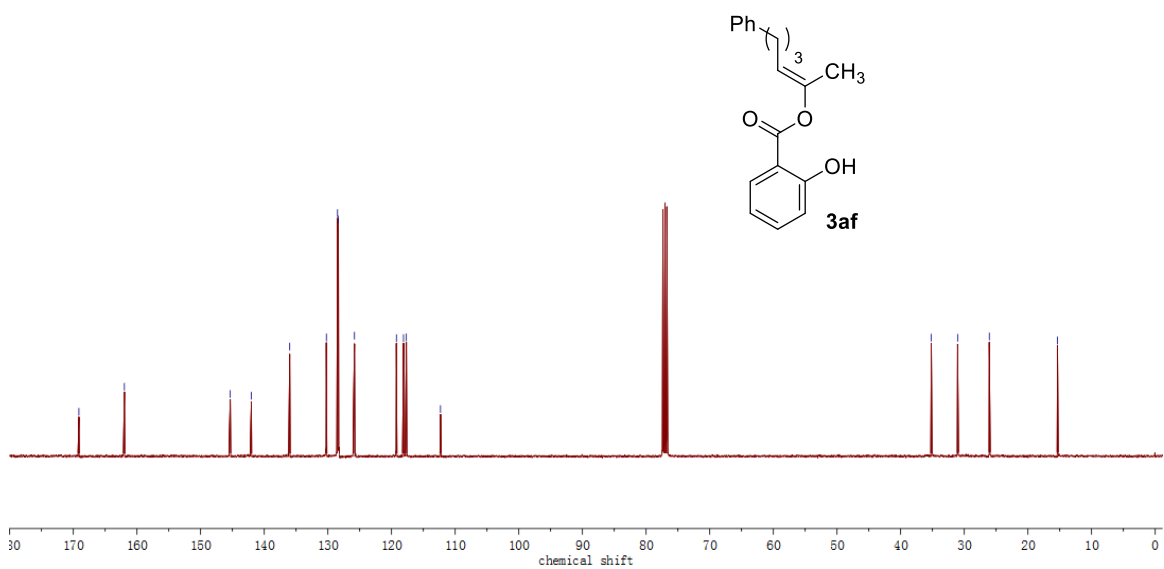
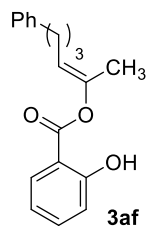
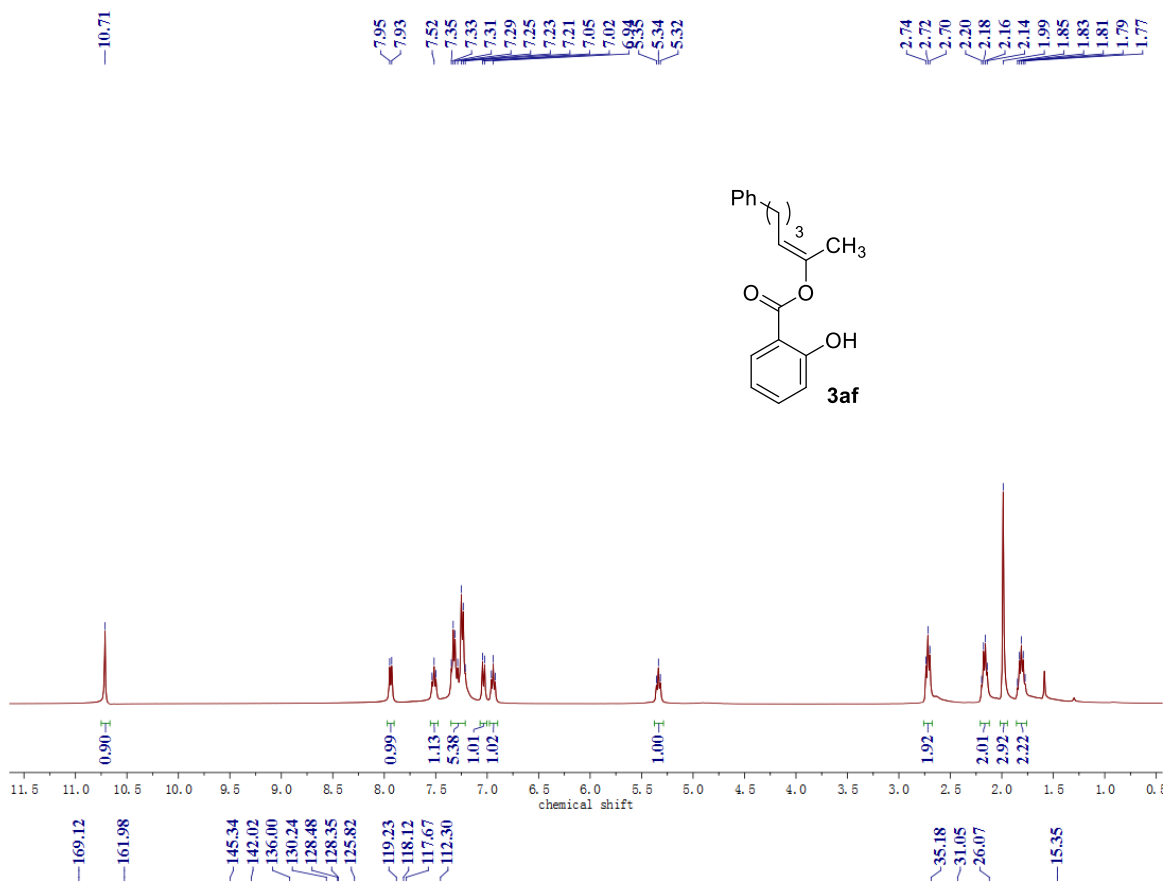
(E)-6-phenylhex-2-en-2-yl 4-bromobenzoate (**3ad**)



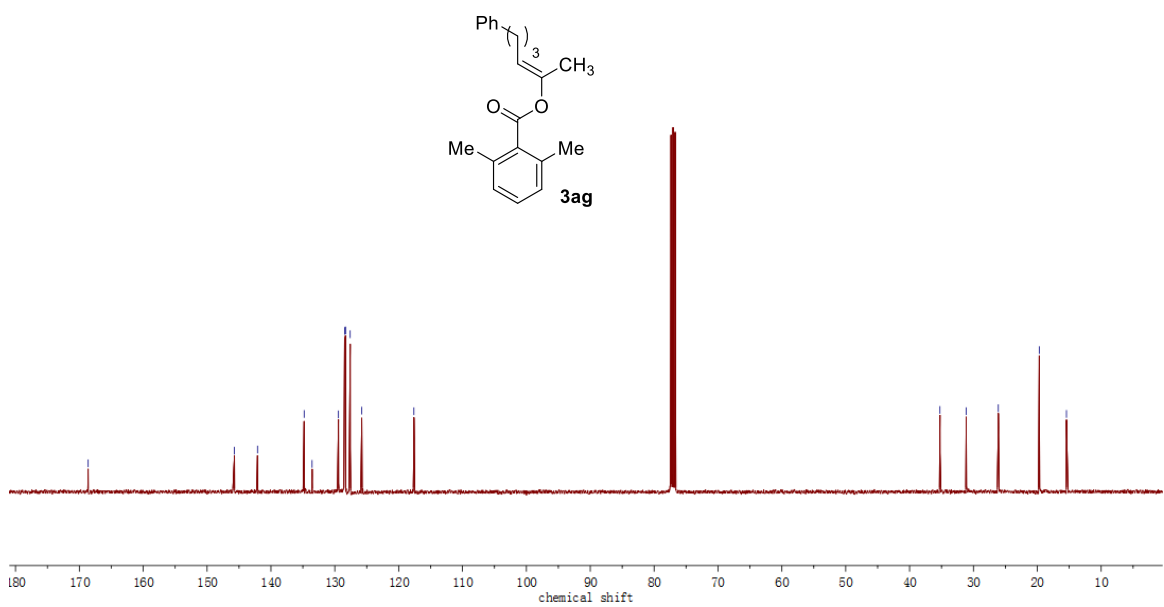
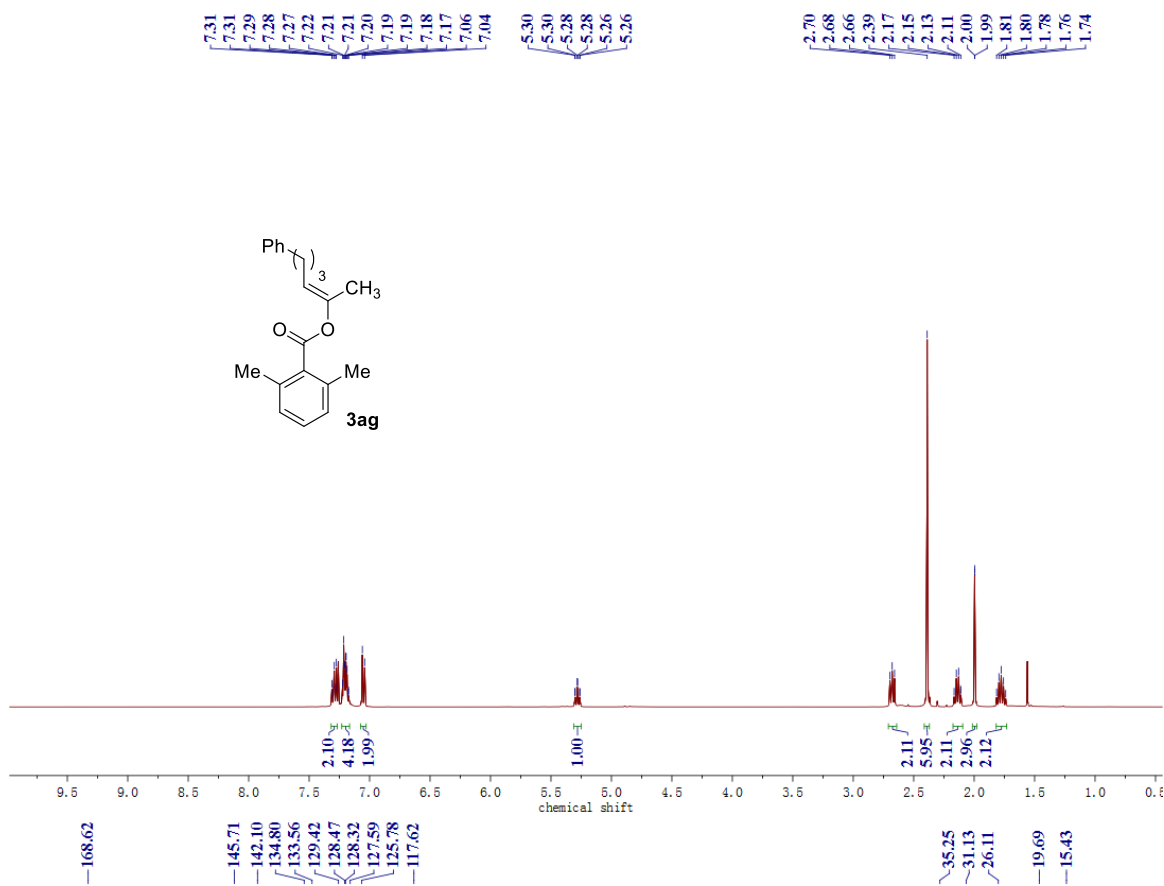
(E)-6-phenylhex-2-en-2-yl 4-(trifluoromethyl)benzoate (**3ae**).



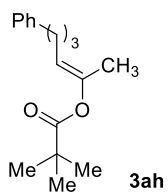
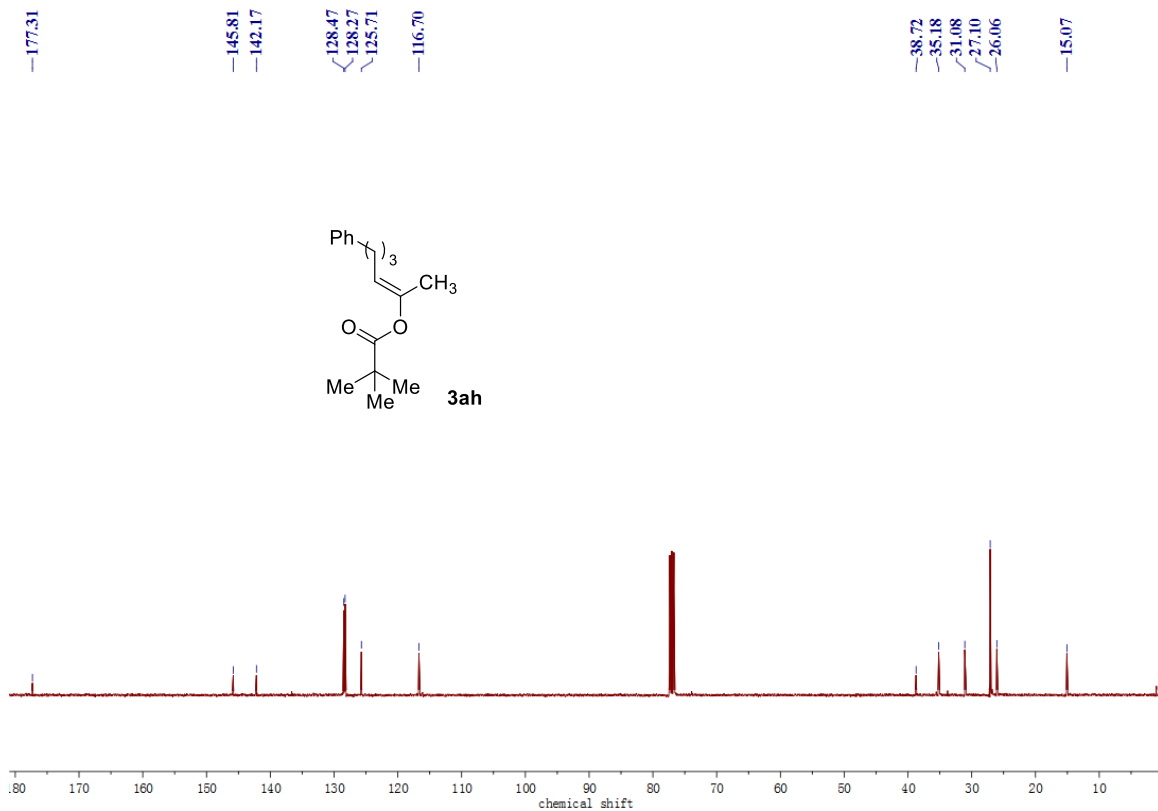
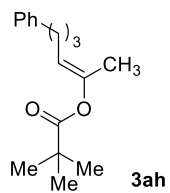
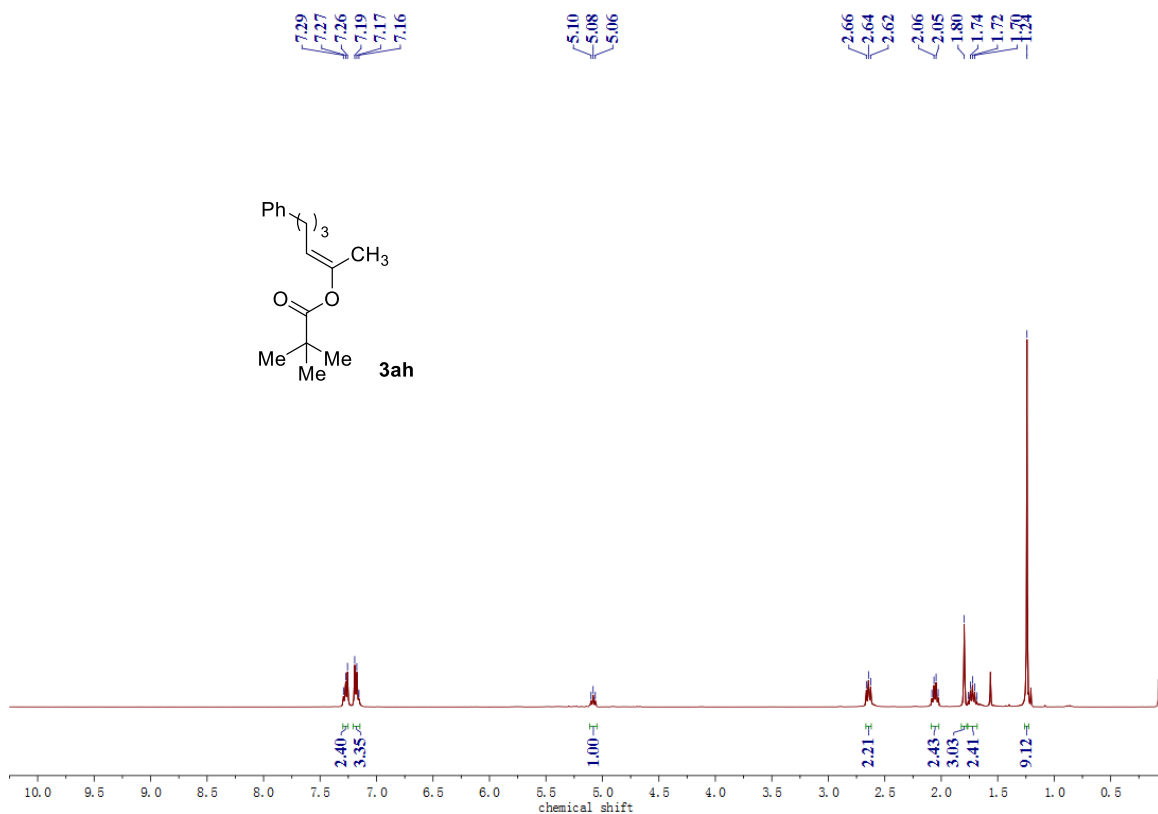
(E)-6-phenylhex-2-en-2-yl 2-hydroxybenzoate(**3af**).



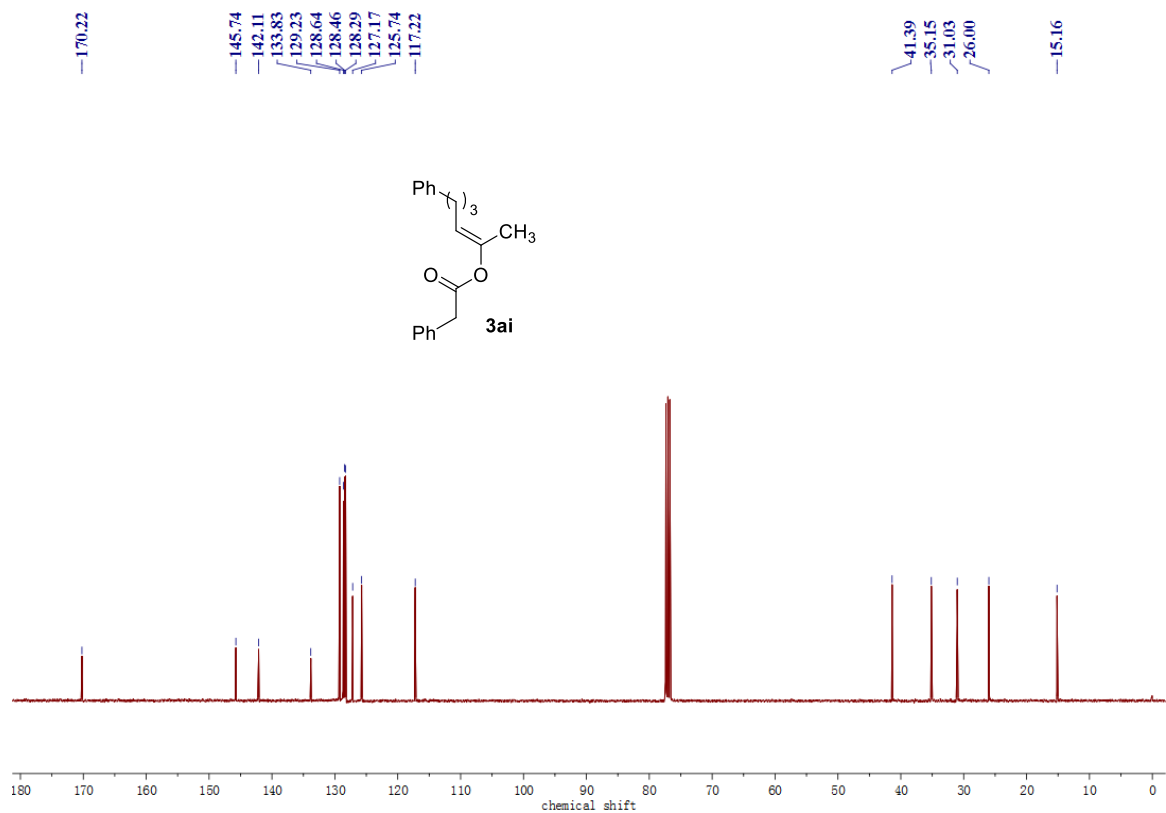
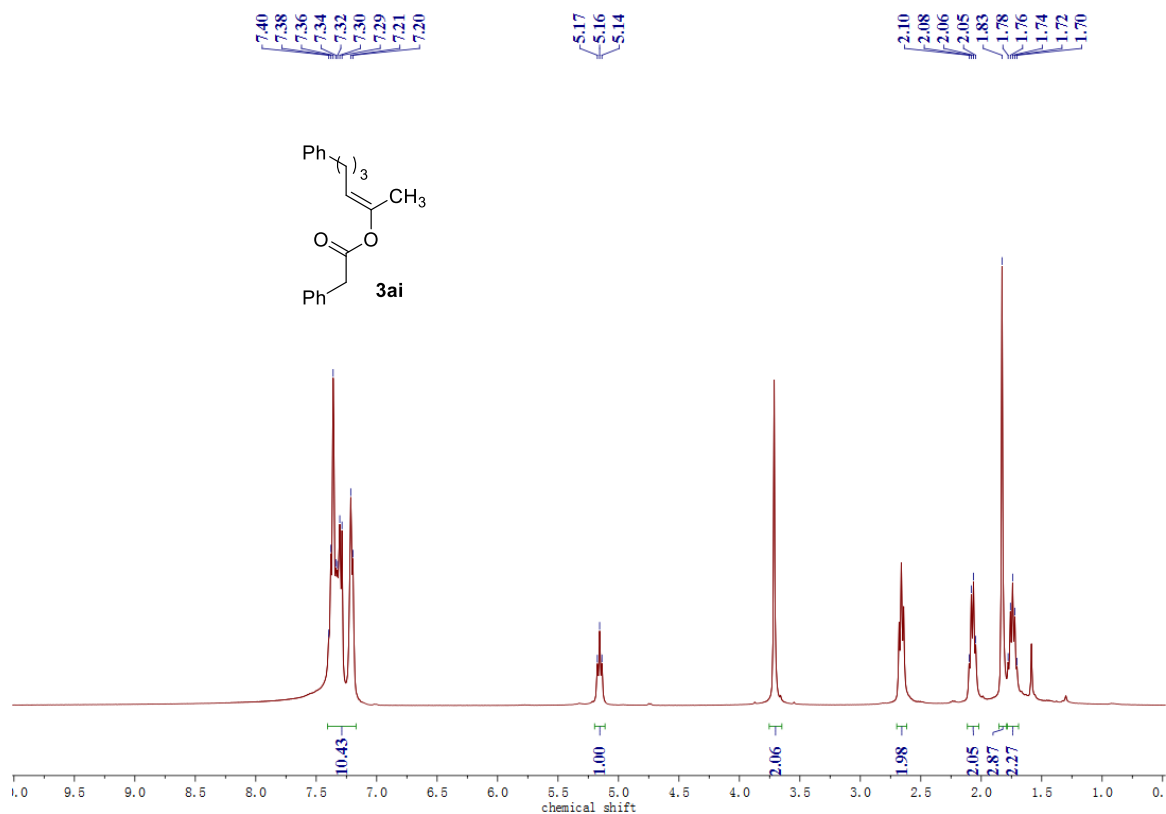
(E)-6-phenylhex-2-en-2-yl 2,6-dimethylbenzoate (**3ag**).



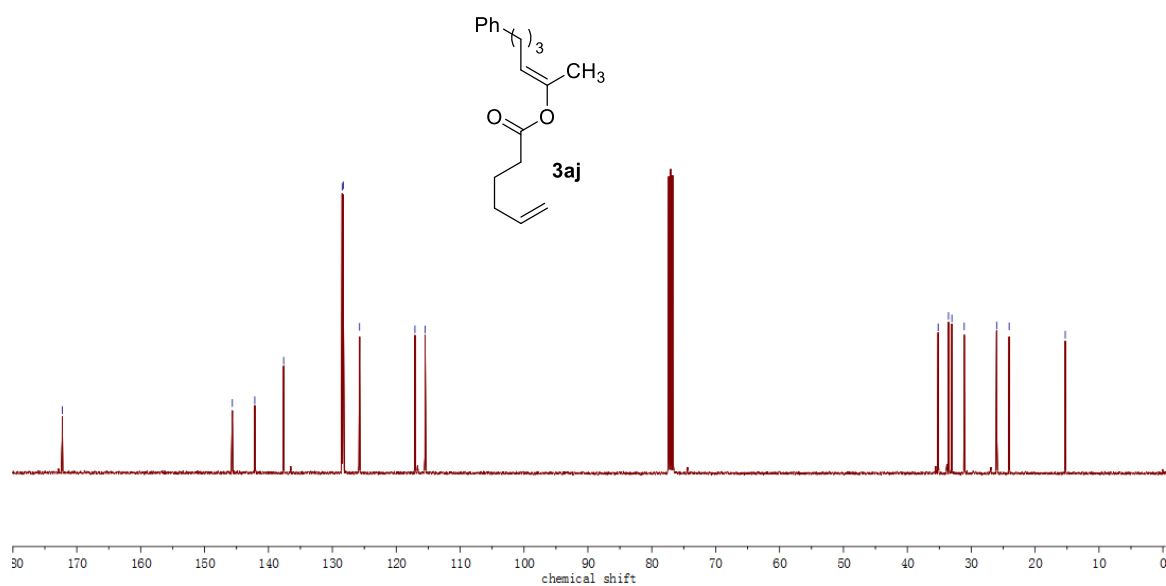
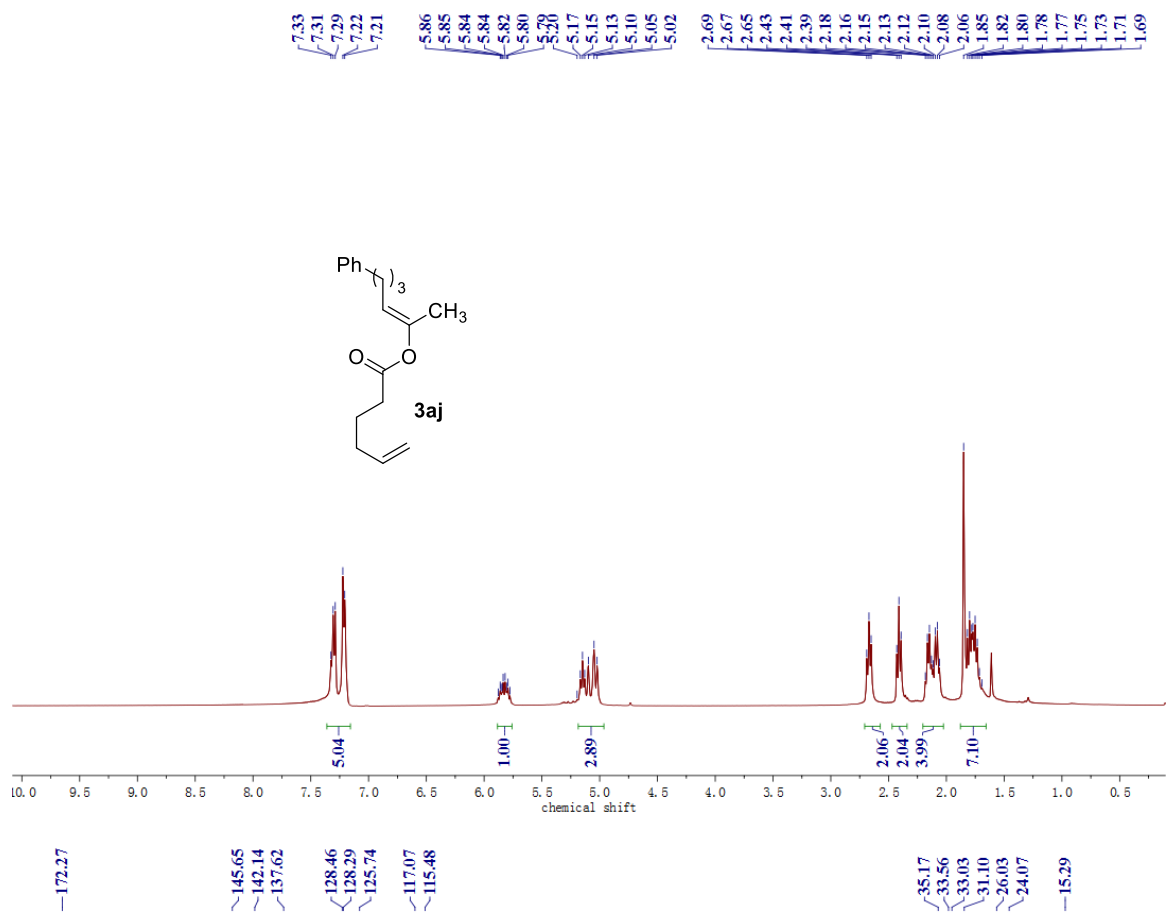
(E)-6-phenylhex-2-en-2-yl pivalate (**3ah**).



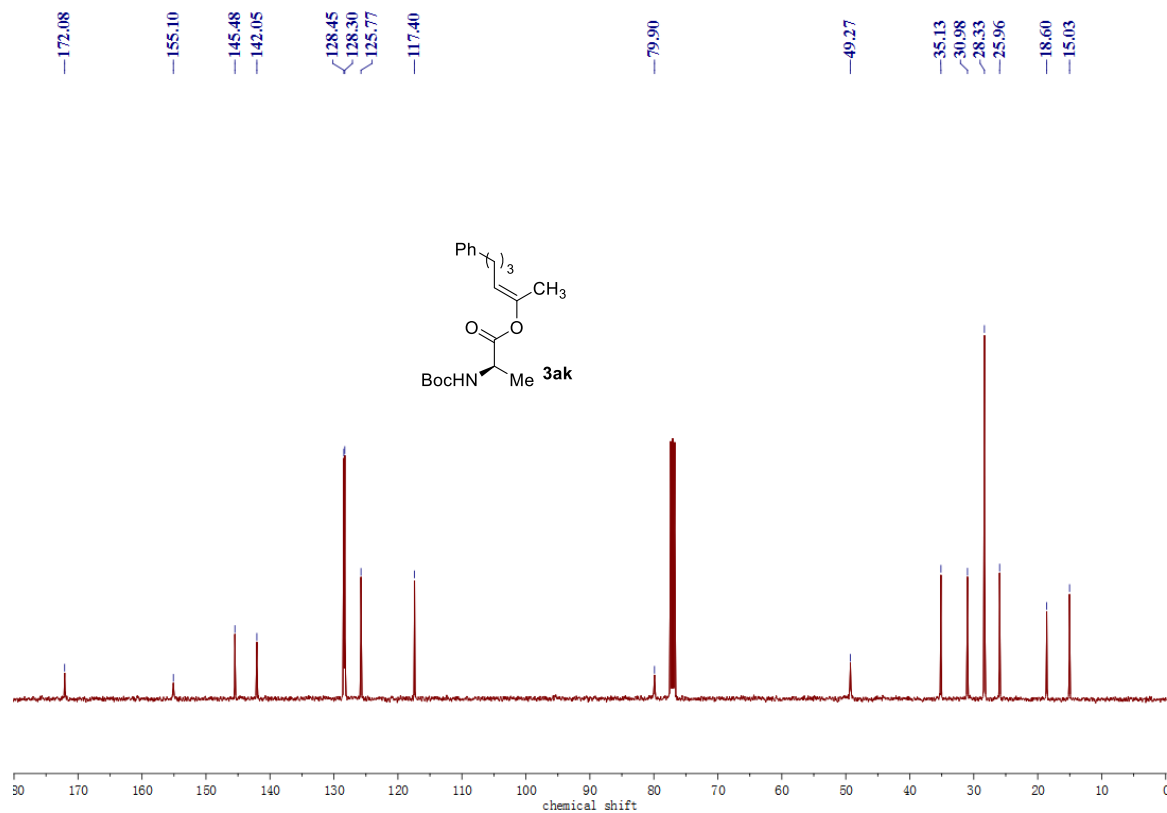
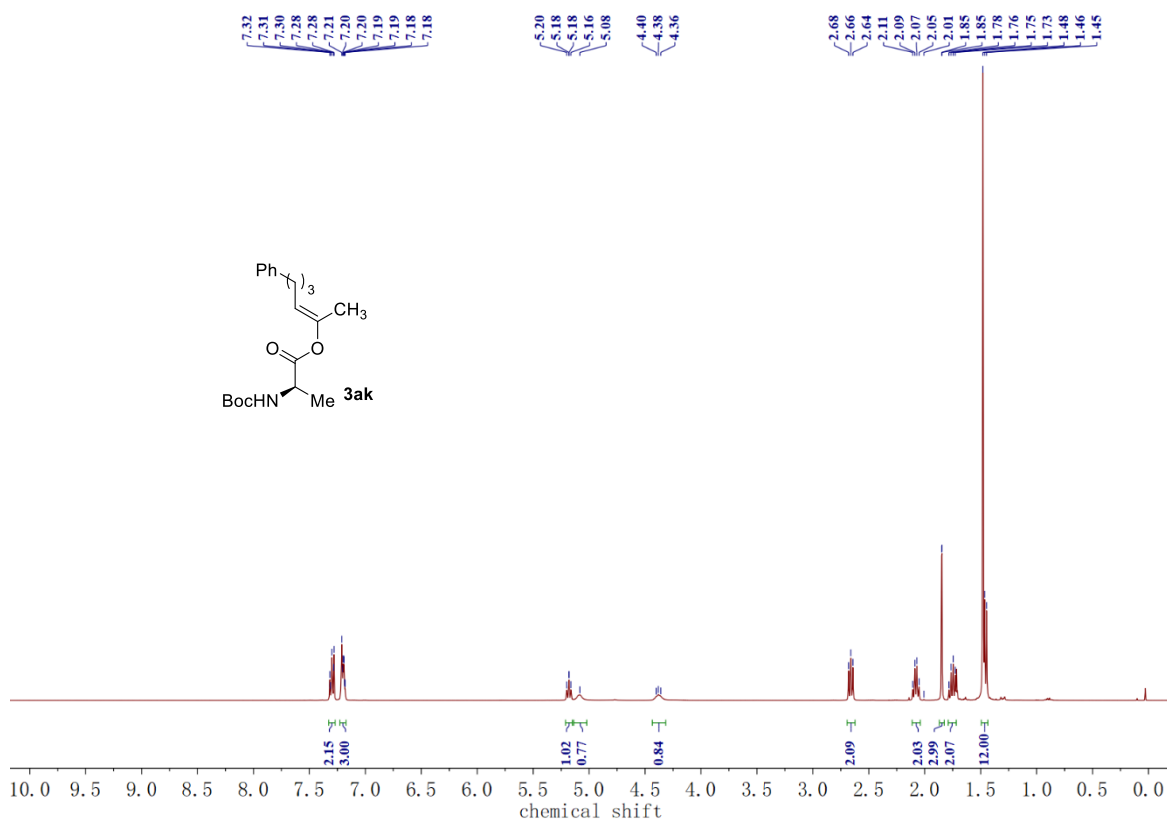
(E)-6-phenylhex-2-en-2-yl 2-phenylacetate (**3ai**).



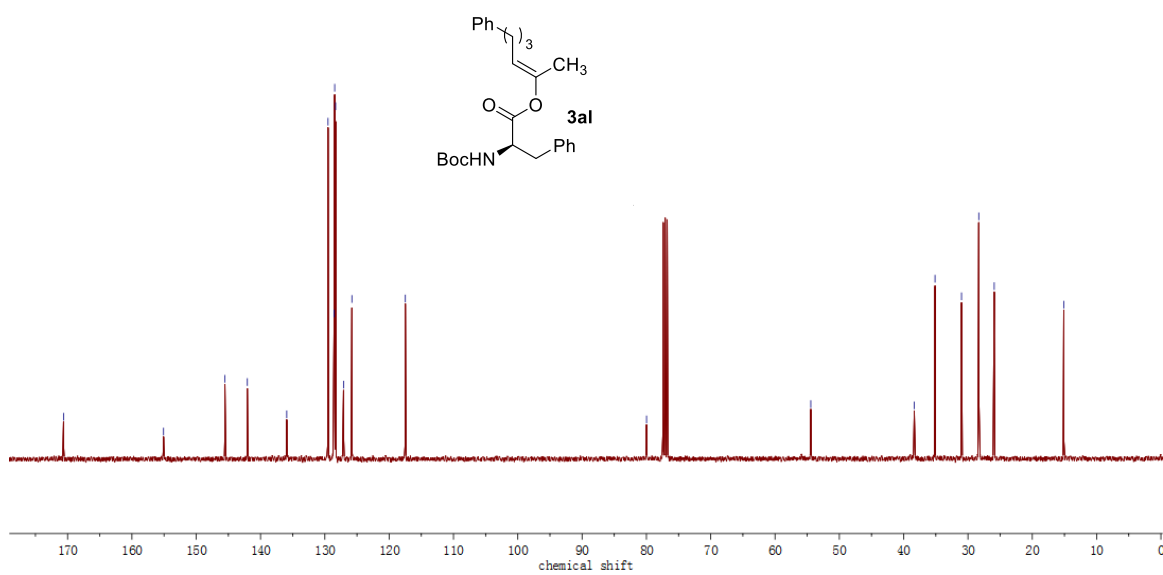
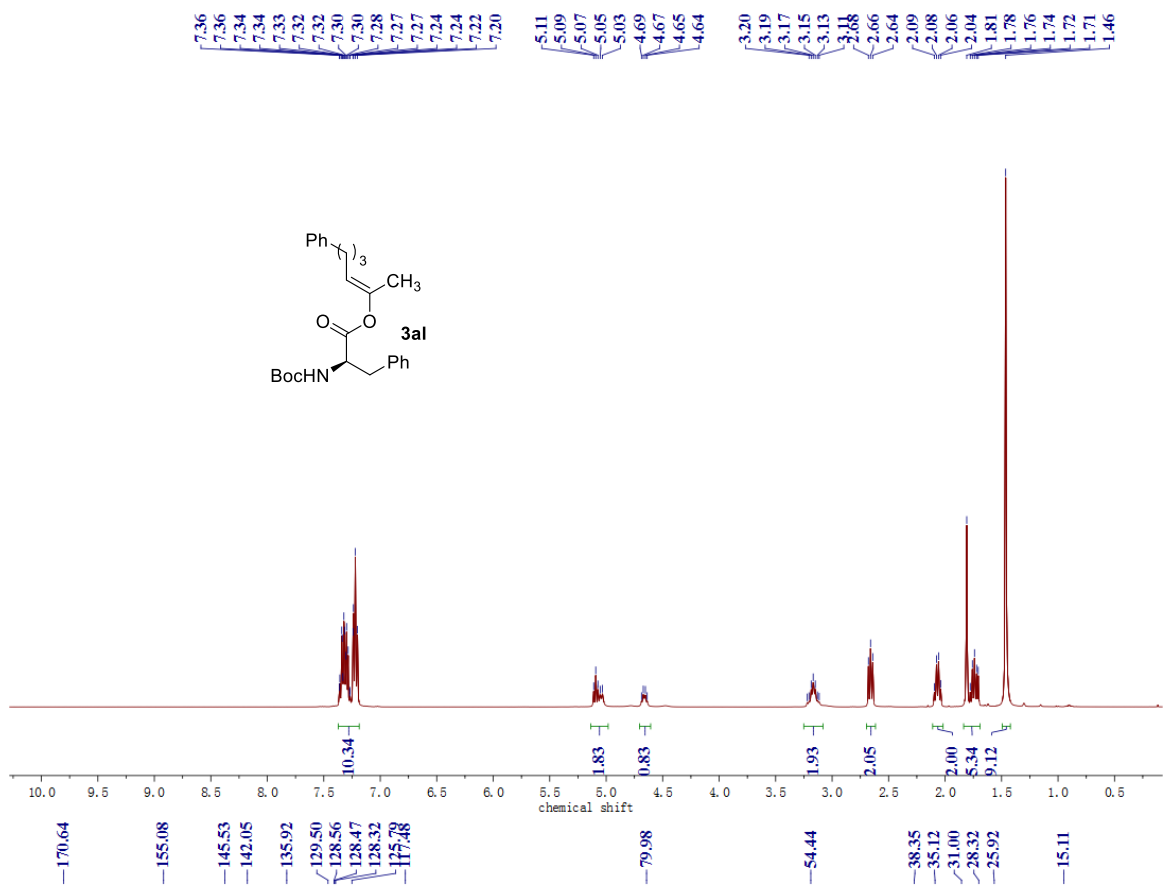
(E)-6-phenylhex-2-en-2-yl hex-5-enoate (**3aj**).



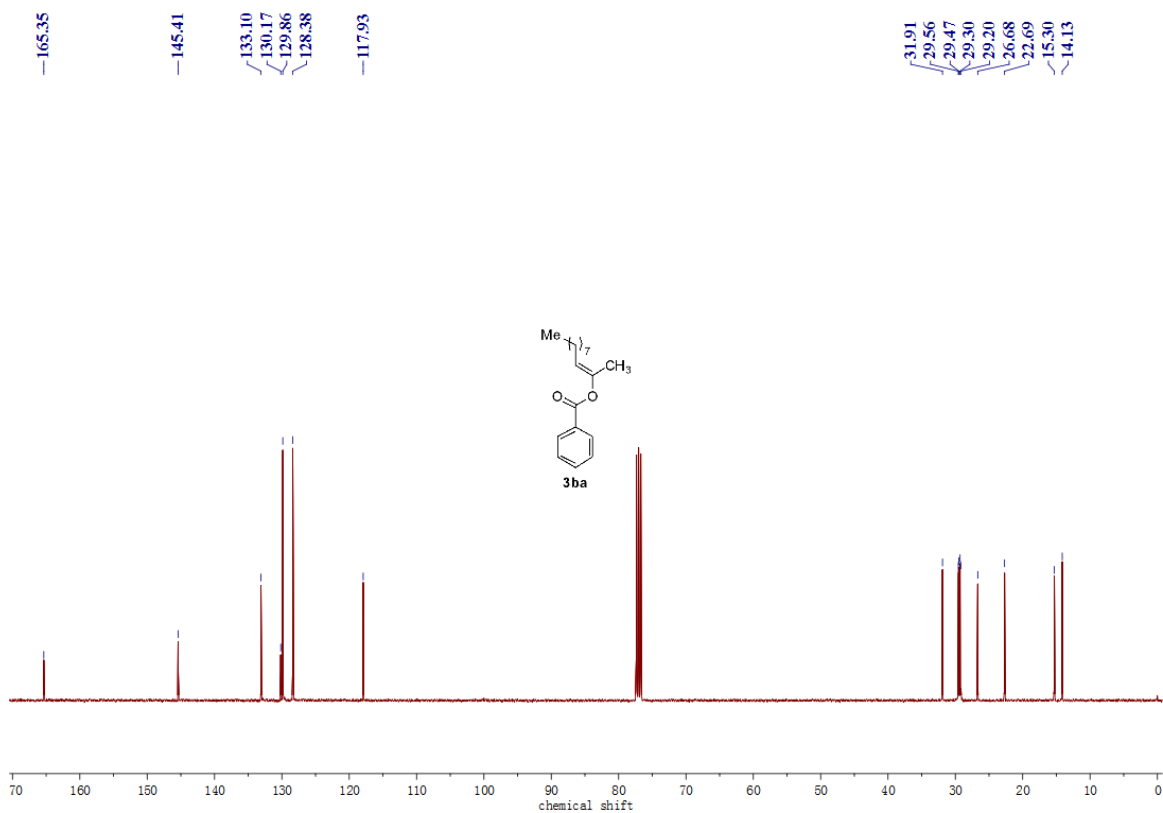
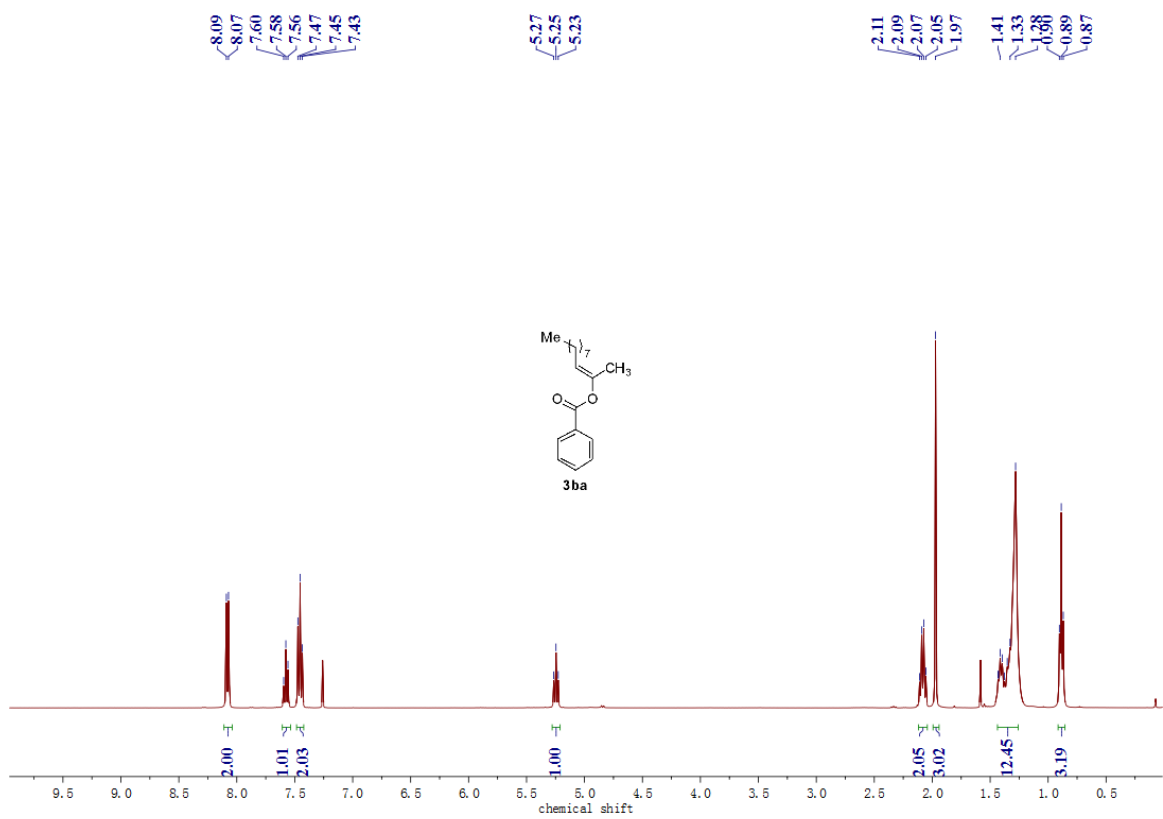
(R,E)-6-phenylhex-2-en-2-yl 2-((tert-butoxycarbonyl)amino)propanoate (**3ak**).



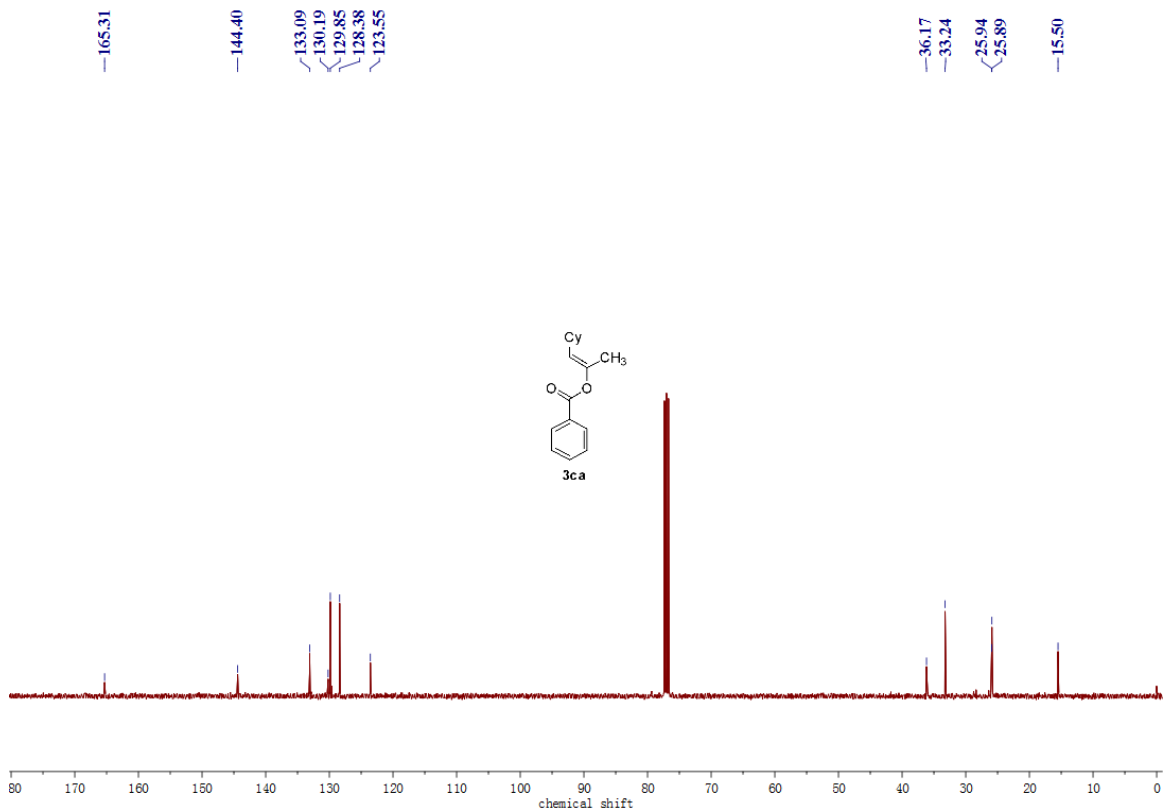
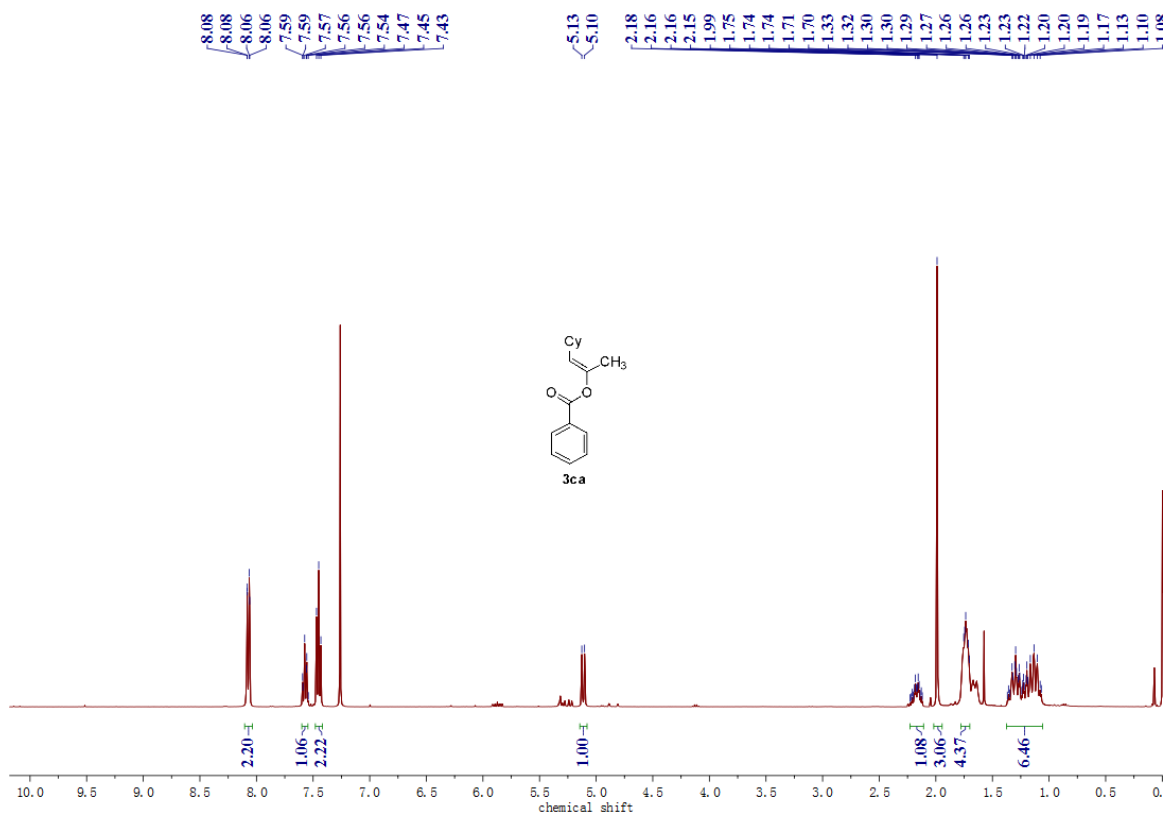
(R,E)-6-phenylhex-2-en-2-yl 2-((tert-butoxycarbonyl)amino)-3-phenylpropanoate (**3al**).



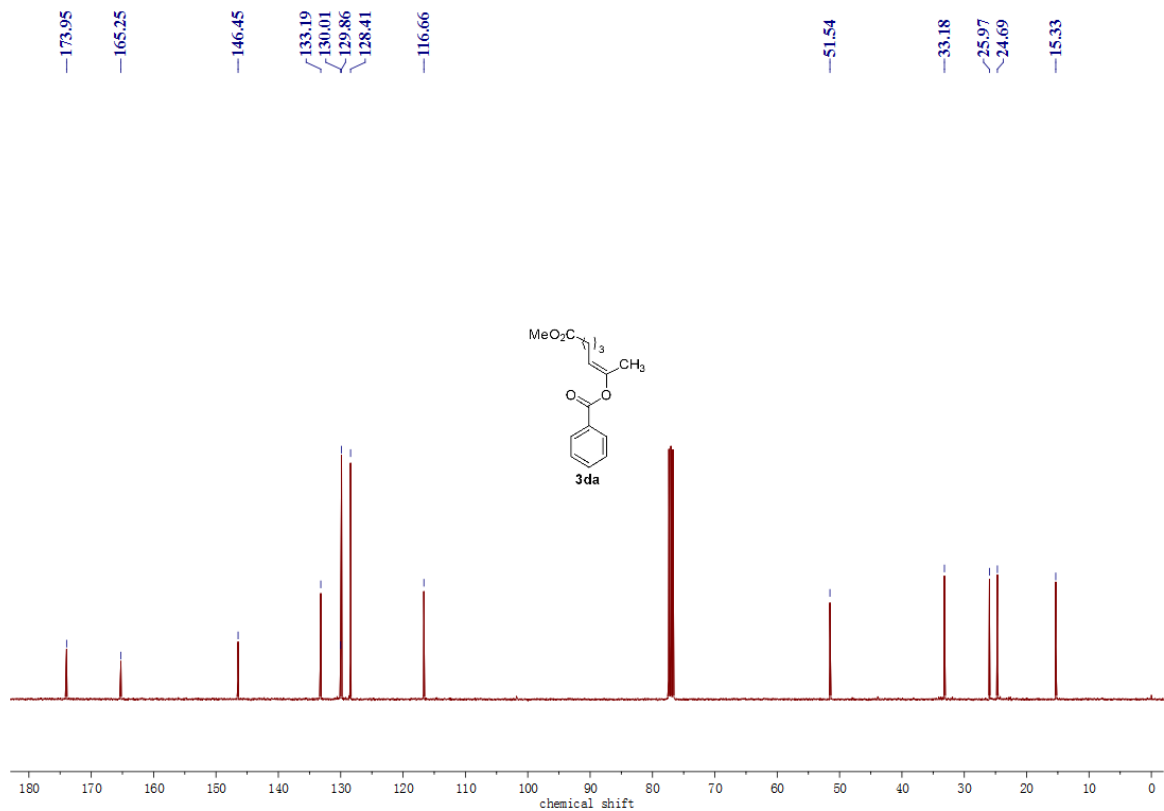
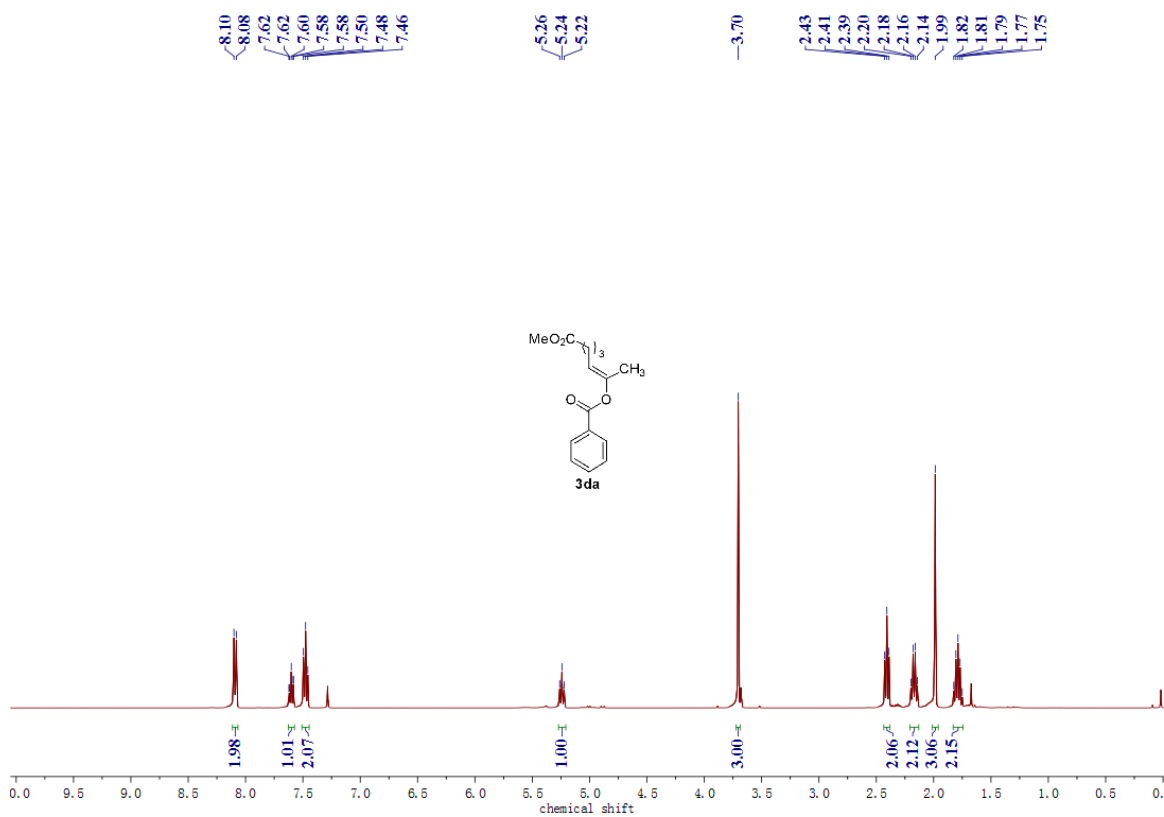
(E)-undec-2-en-2-yl benzoate (**3ba**).



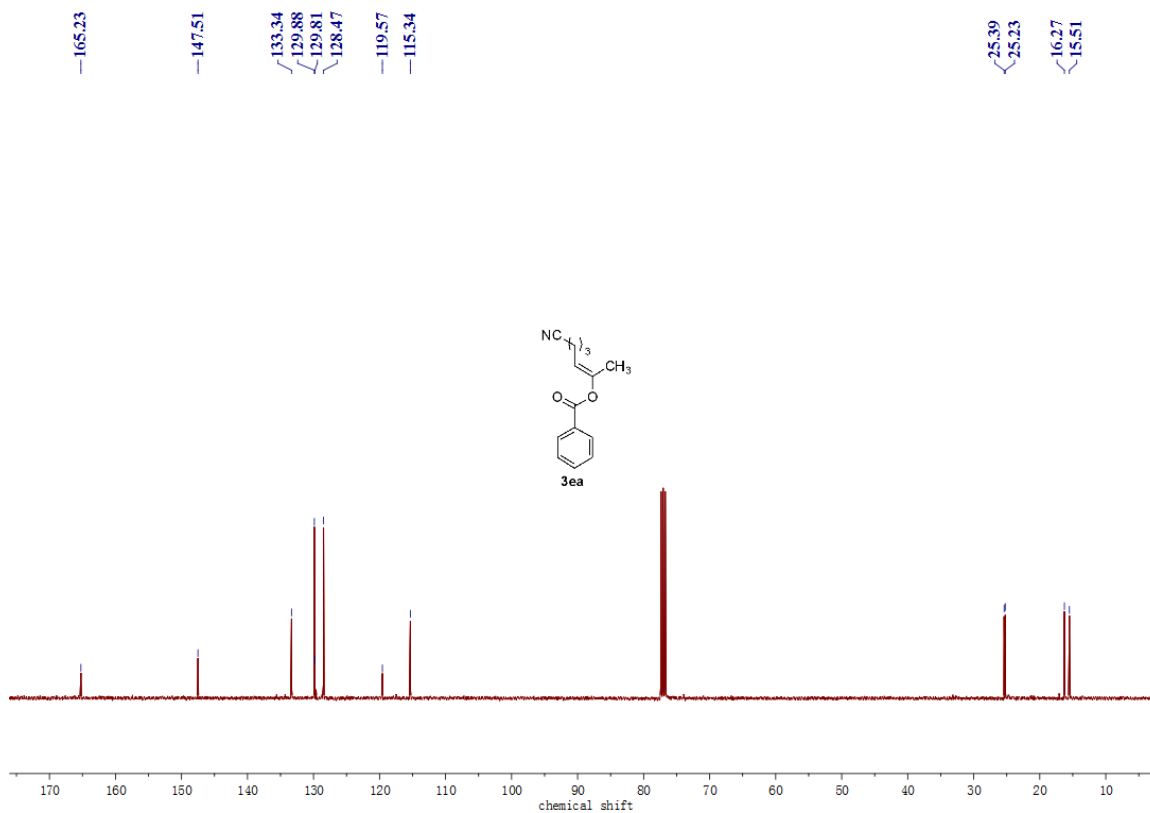
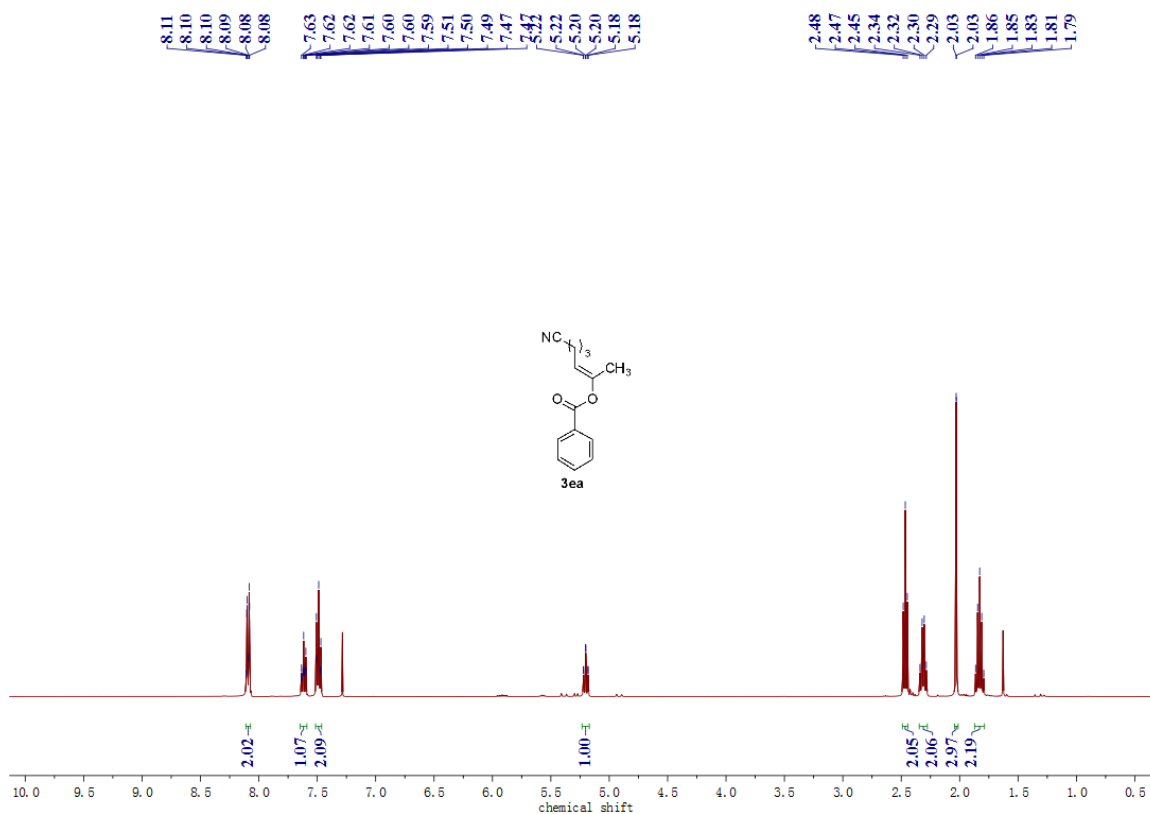
(E)-1-cyclohexylprop-1-en-2-yl benzoate (**3ca**).



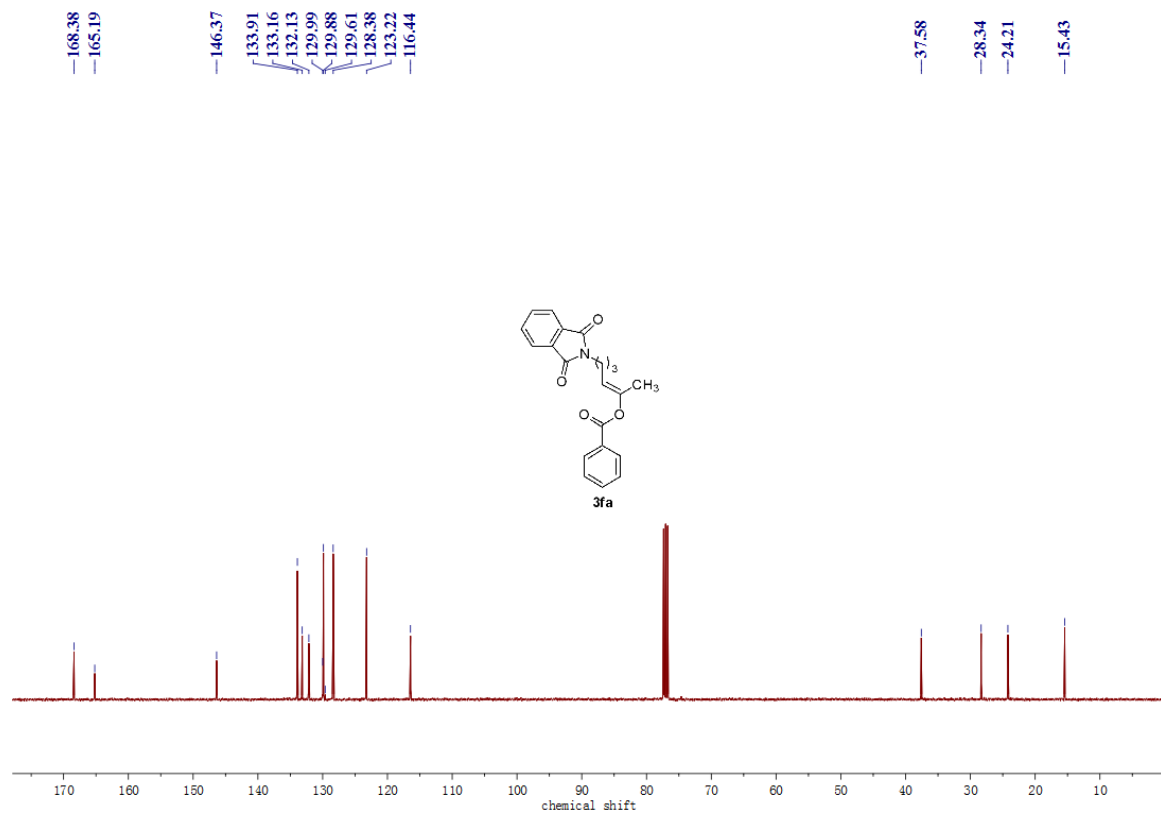
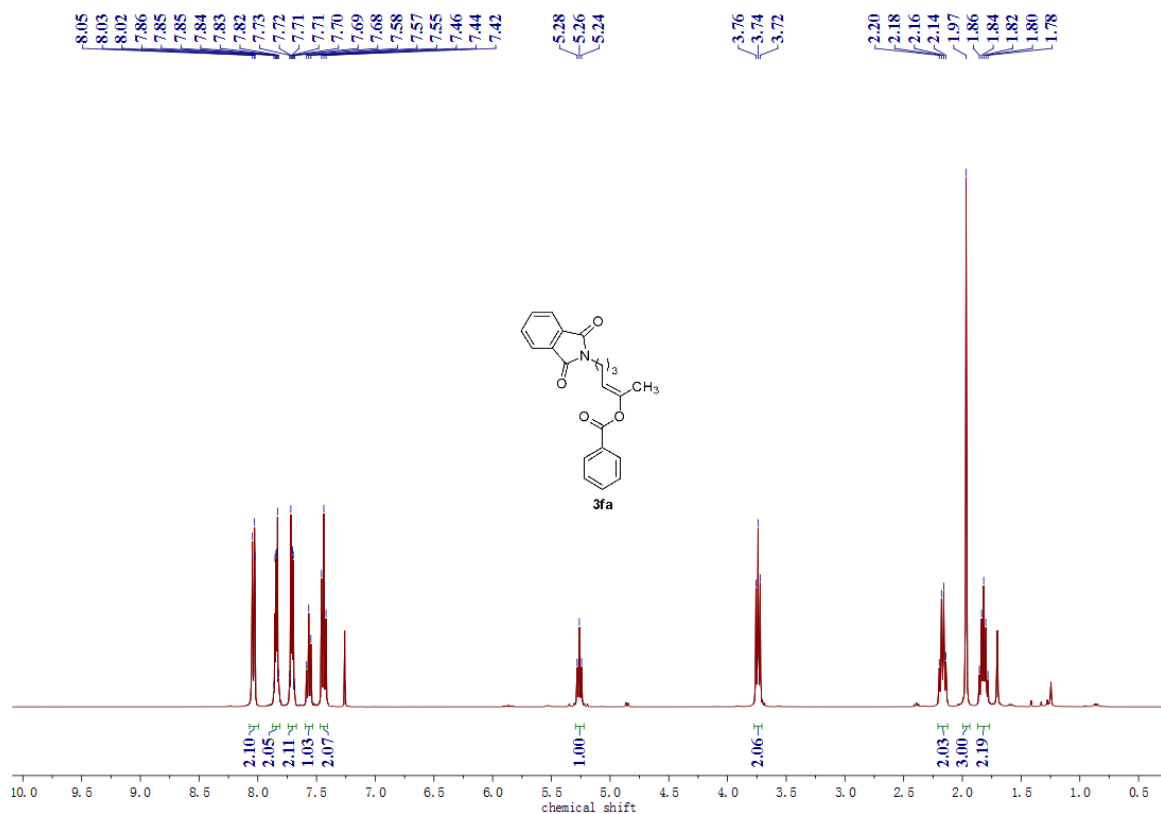
(E)-7-methoxy-7-oxohept-2-en-2-yl benzoate (**3da**).



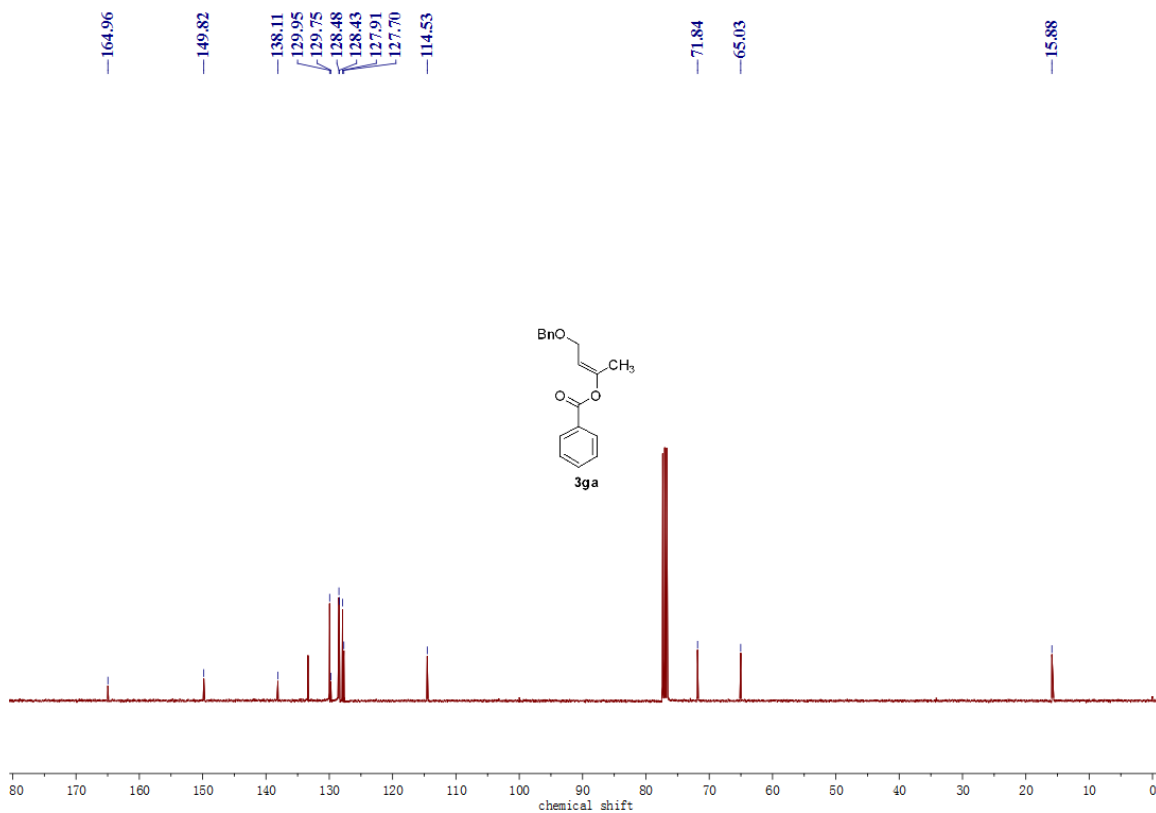
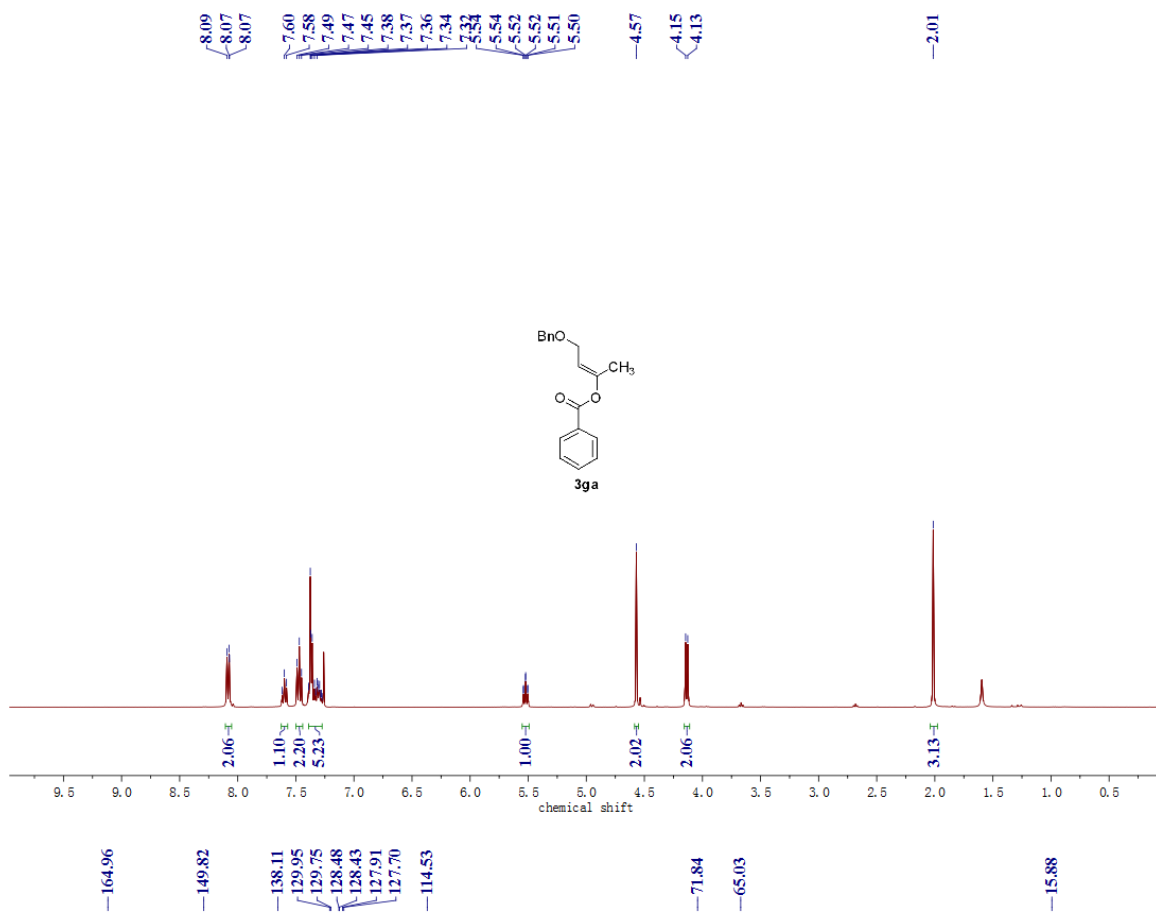
(E)-6-cyanohex-2-en-2-yl benzoate (**3ea**).



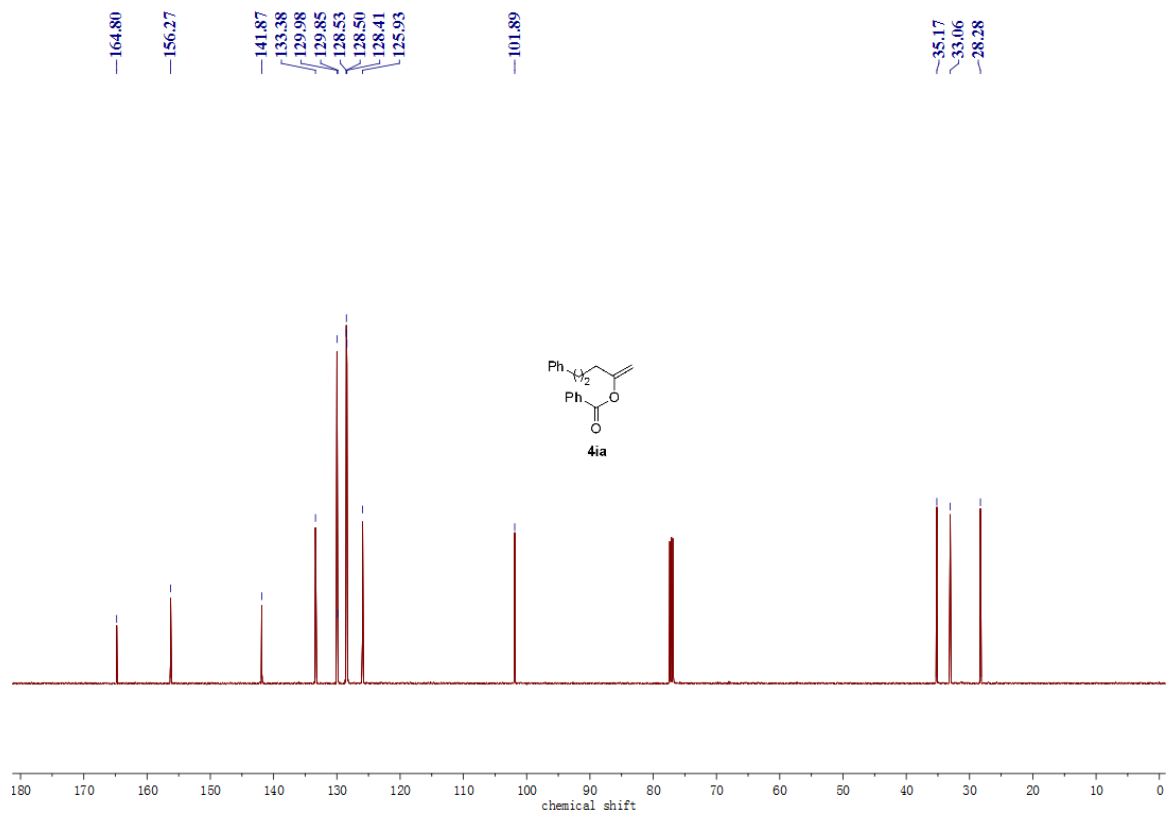
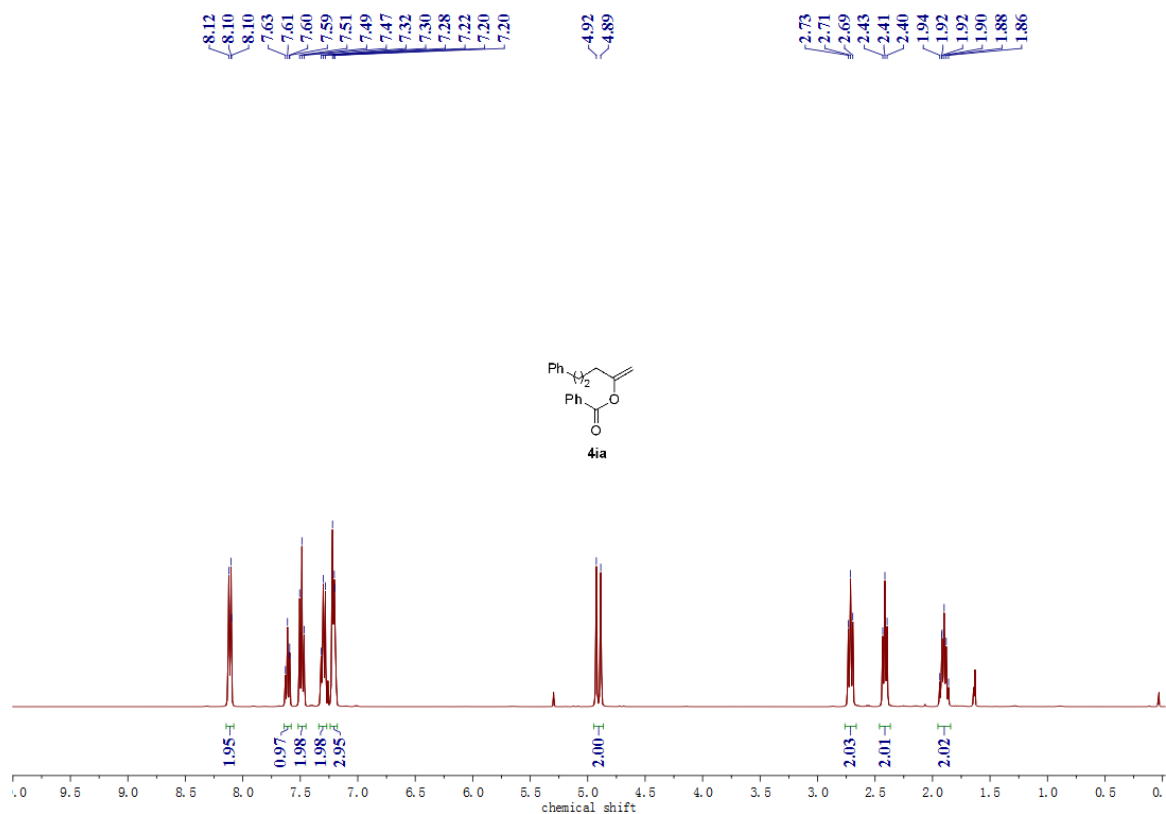
(E)-6-(1,3-dioxoisindolin-2-yl)hex-2-en-2-yl benzoate (**3fa**).



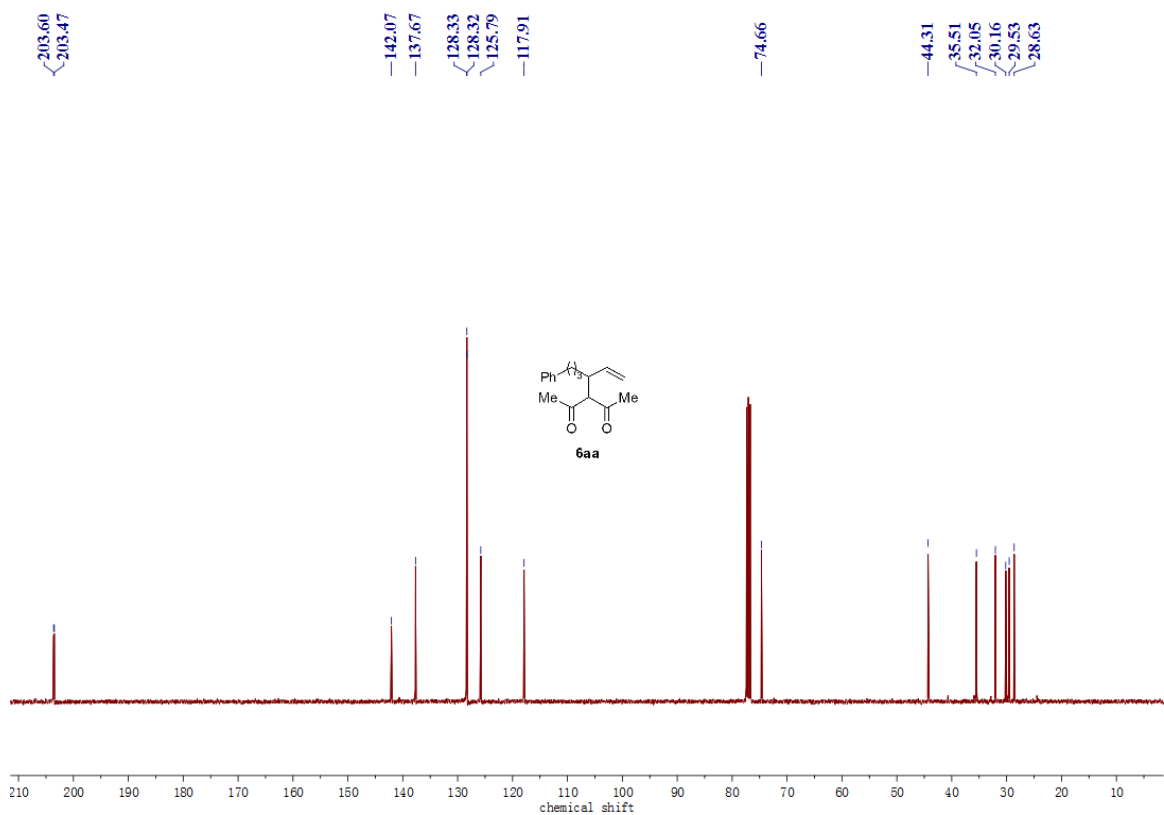
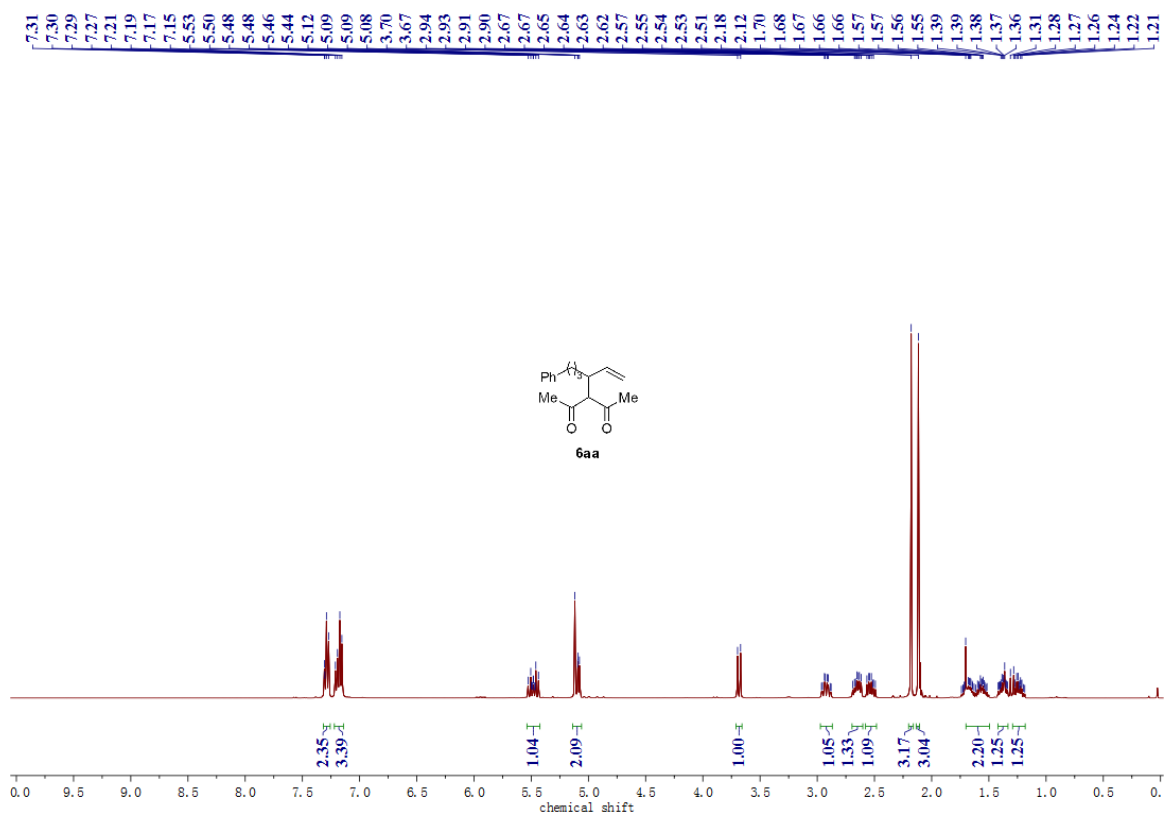
(E)-4-(benzyloxy)but-2-en-2-yl benzoate (**3ga**).



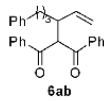
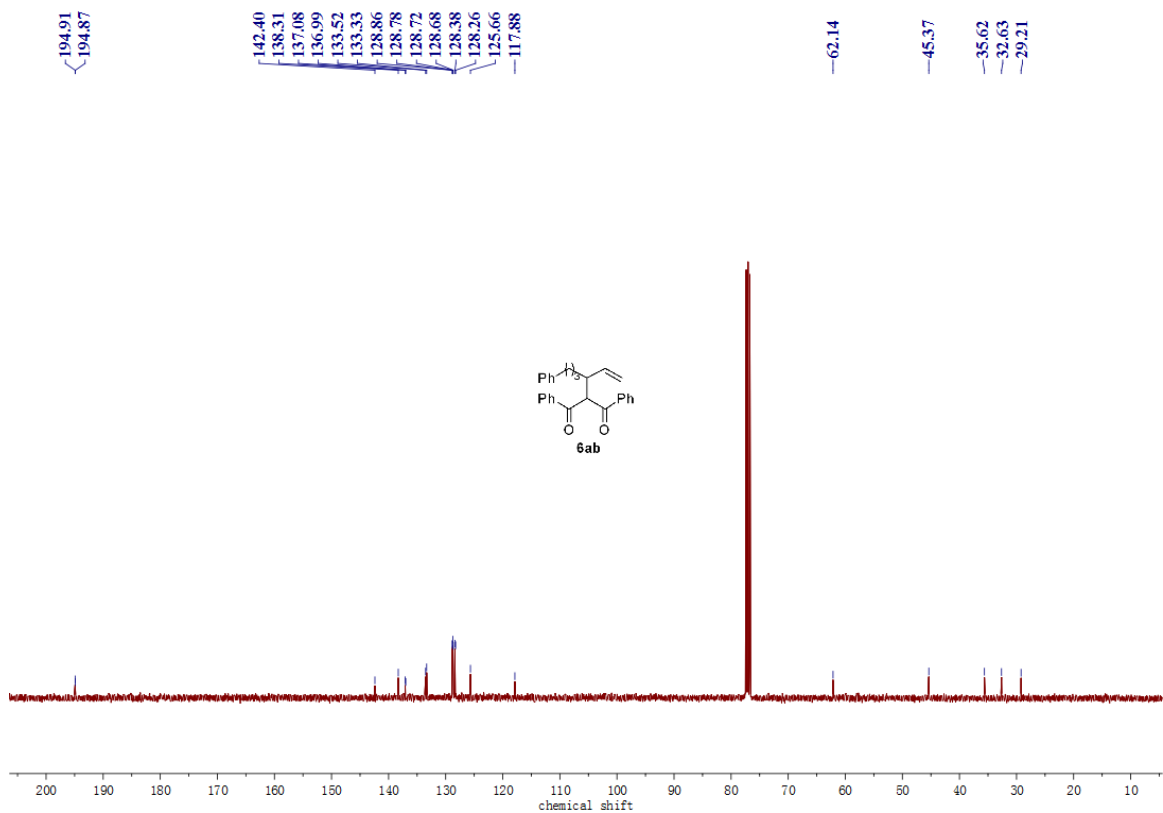
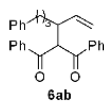
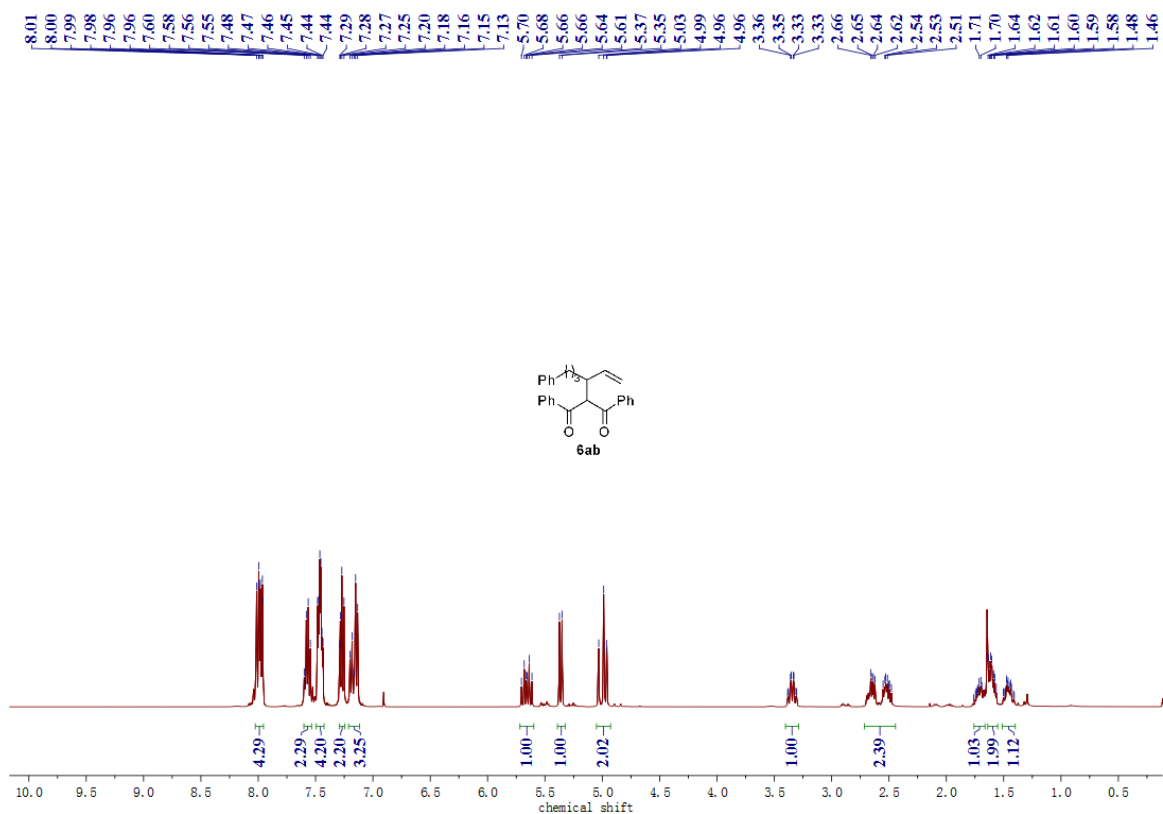
5-phenylpent-1-en-2-yl benzoate (**4ia**).



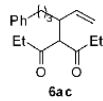
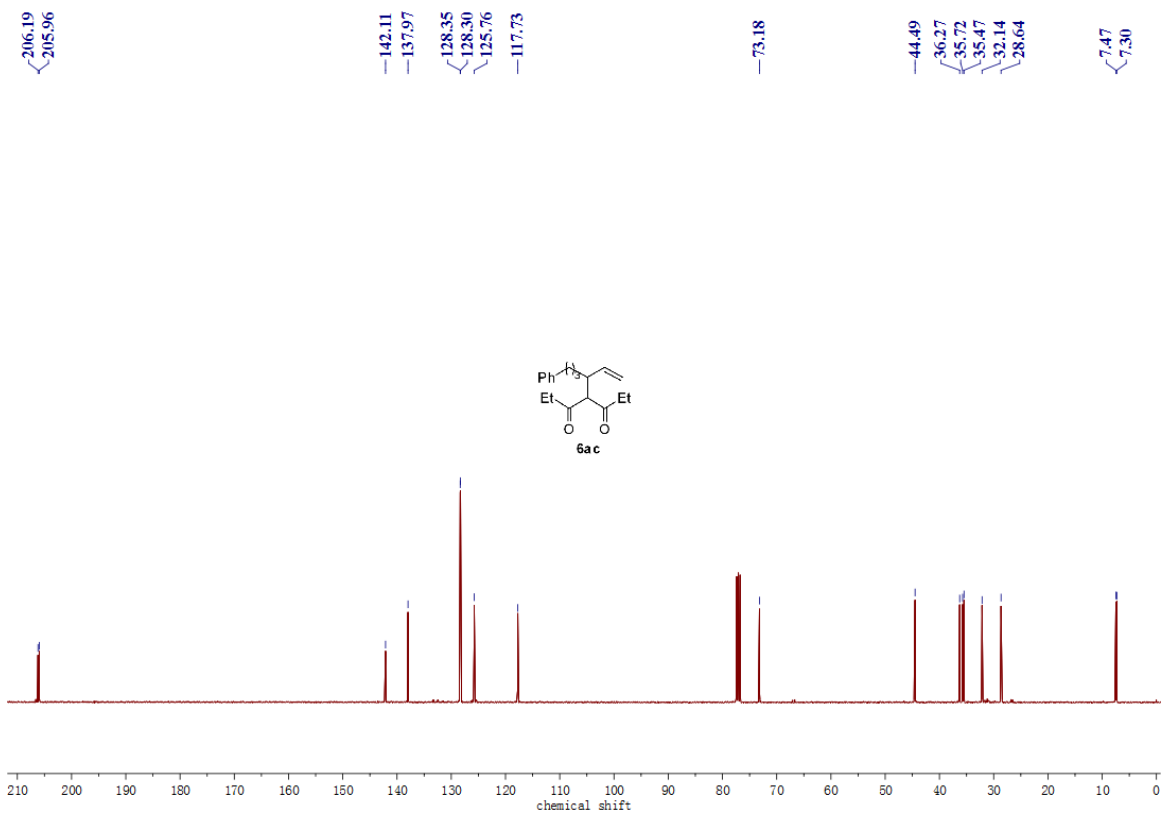
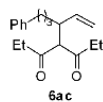
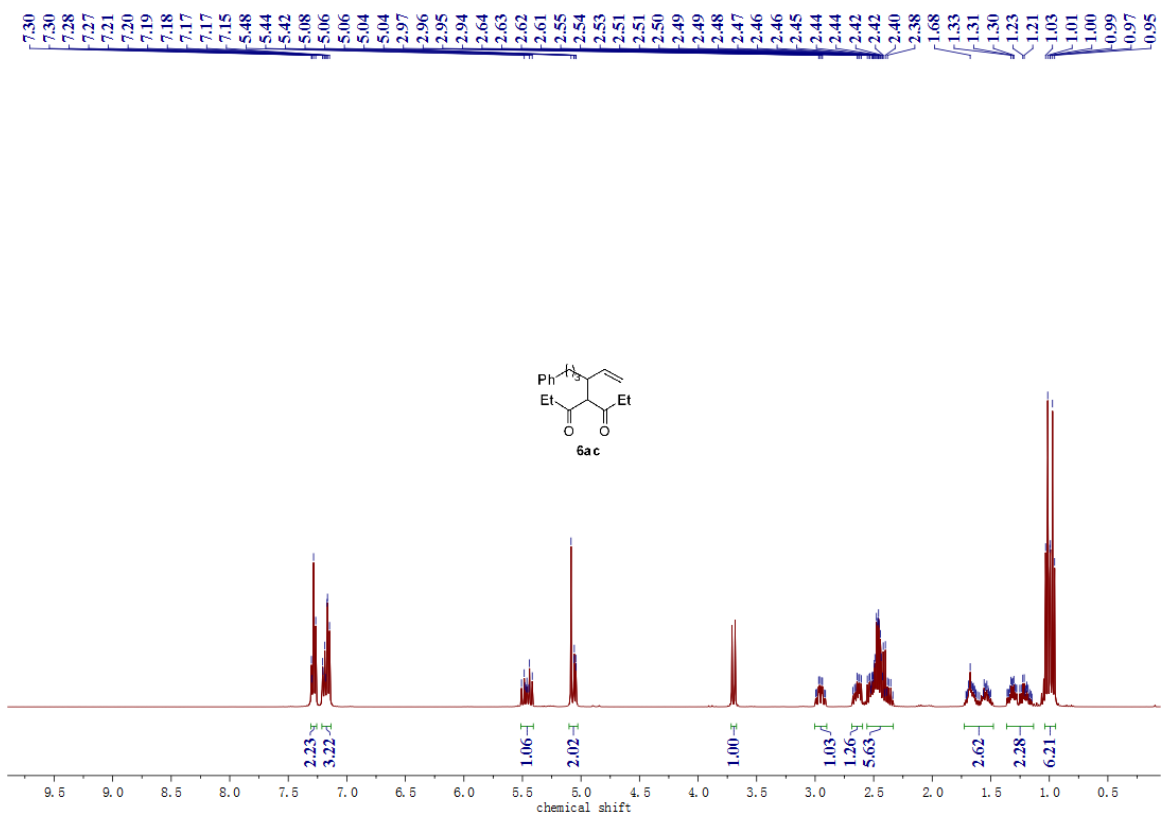
3-(6-phenylhex-1-en-3-yl)pentane-2,4-dione (**6aa**).



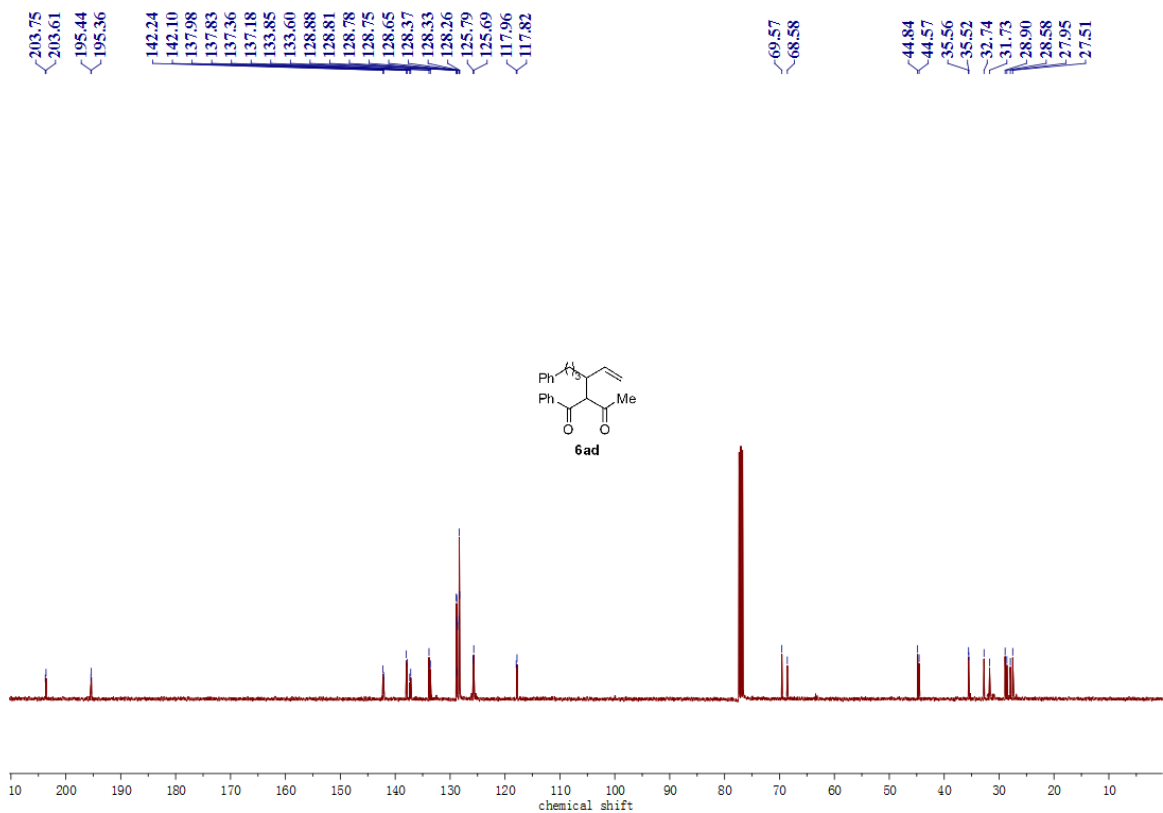
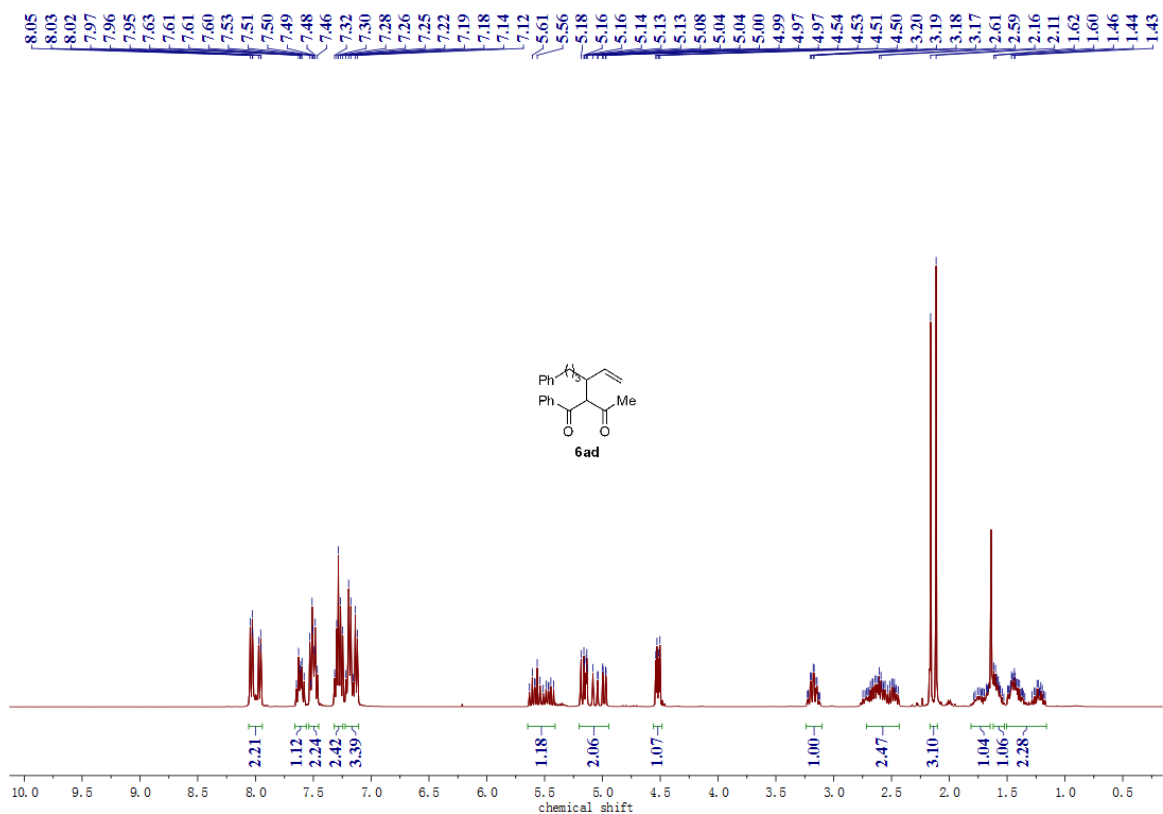
1,3-diphenyl-2-(6-phenylhex-1-en-3-yl)propane-1,3-dione (**6ab**)



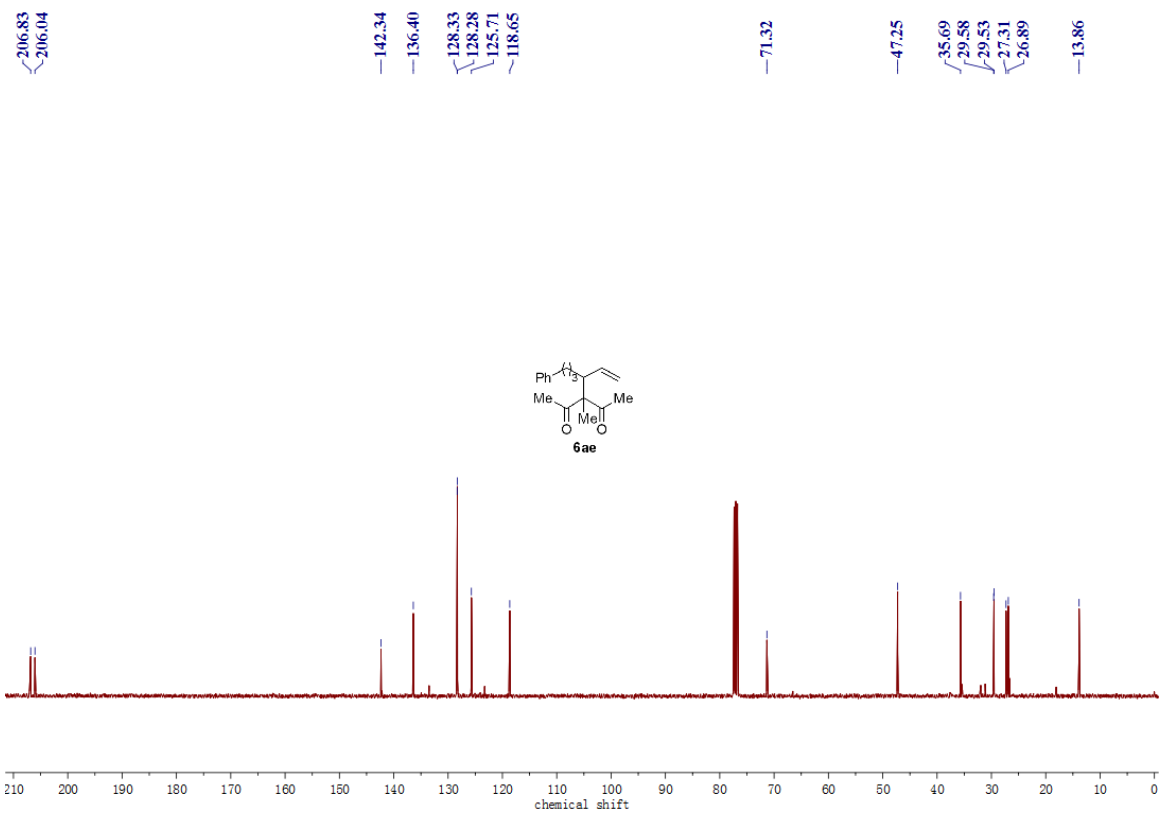
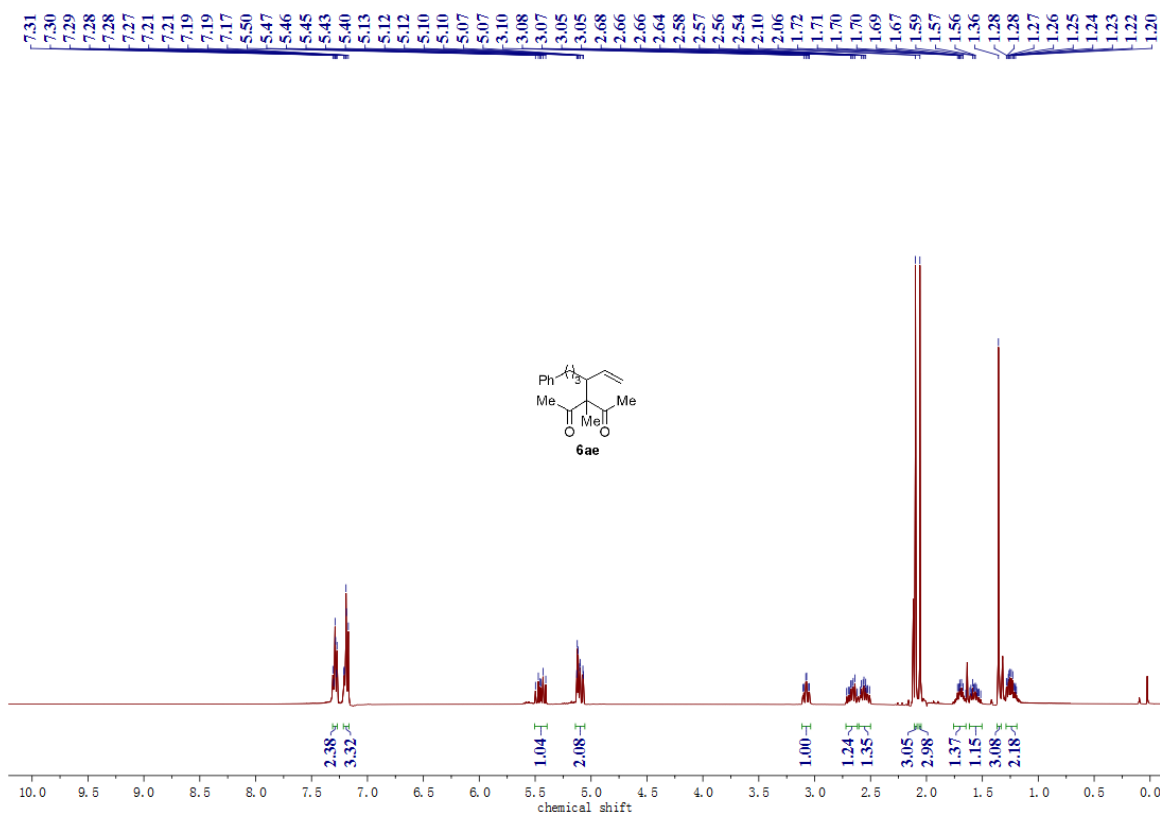
4-(6-phenylhex-1-en-3-yl)heptane-3,5-dione (**6ac**)



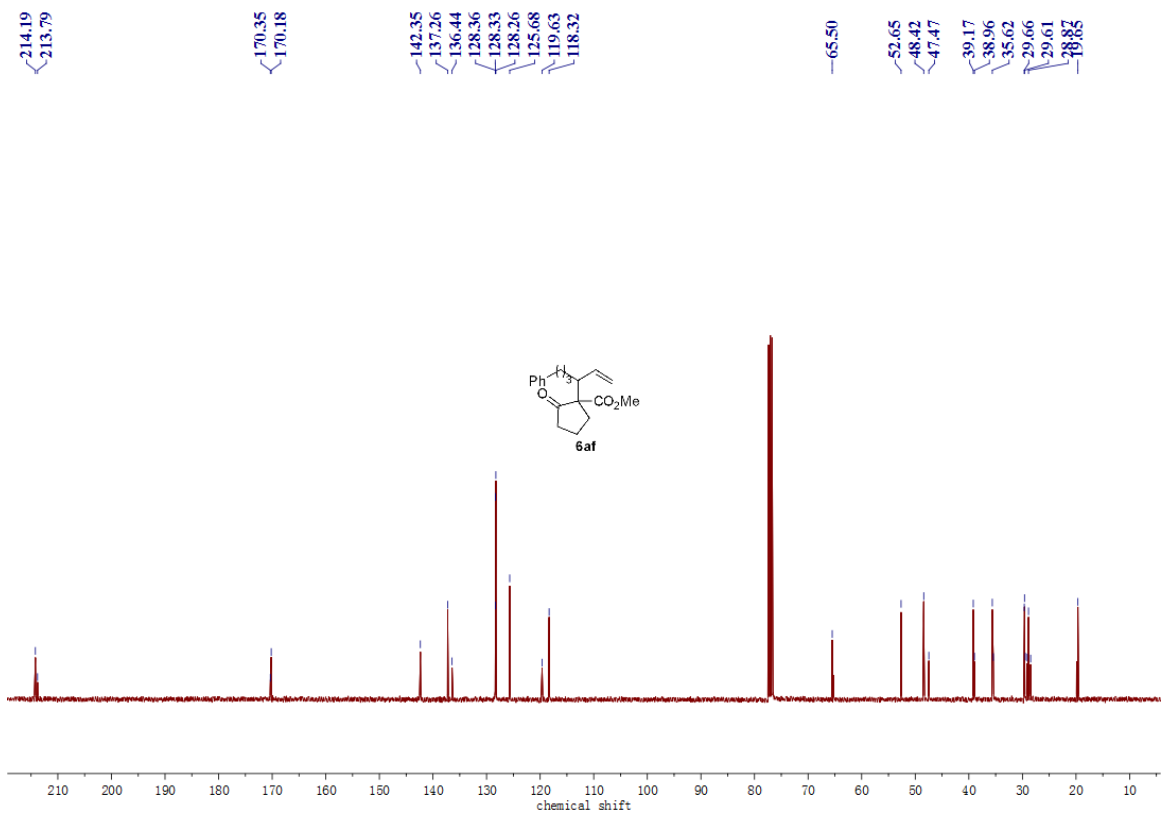
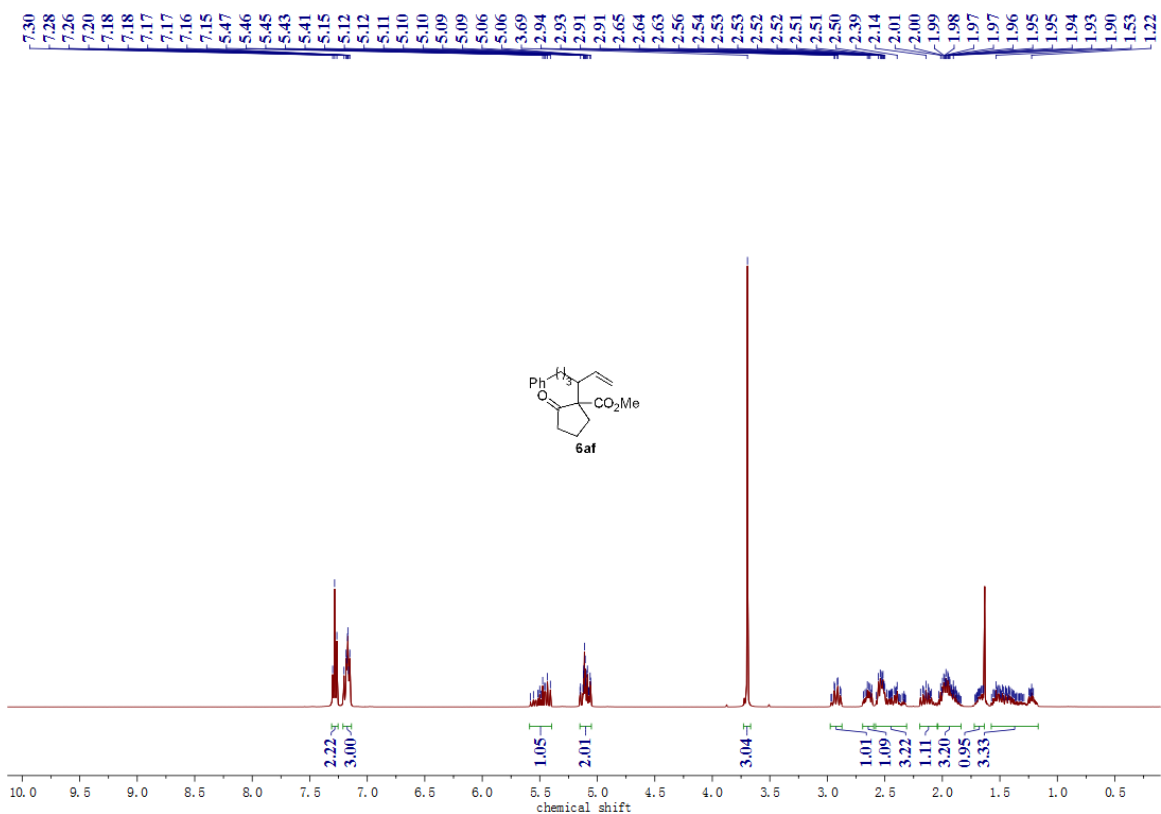
1-phenyl-2-(6-phenylhex-1-en-3-yl)butane-1,3-dione (**6ad**)



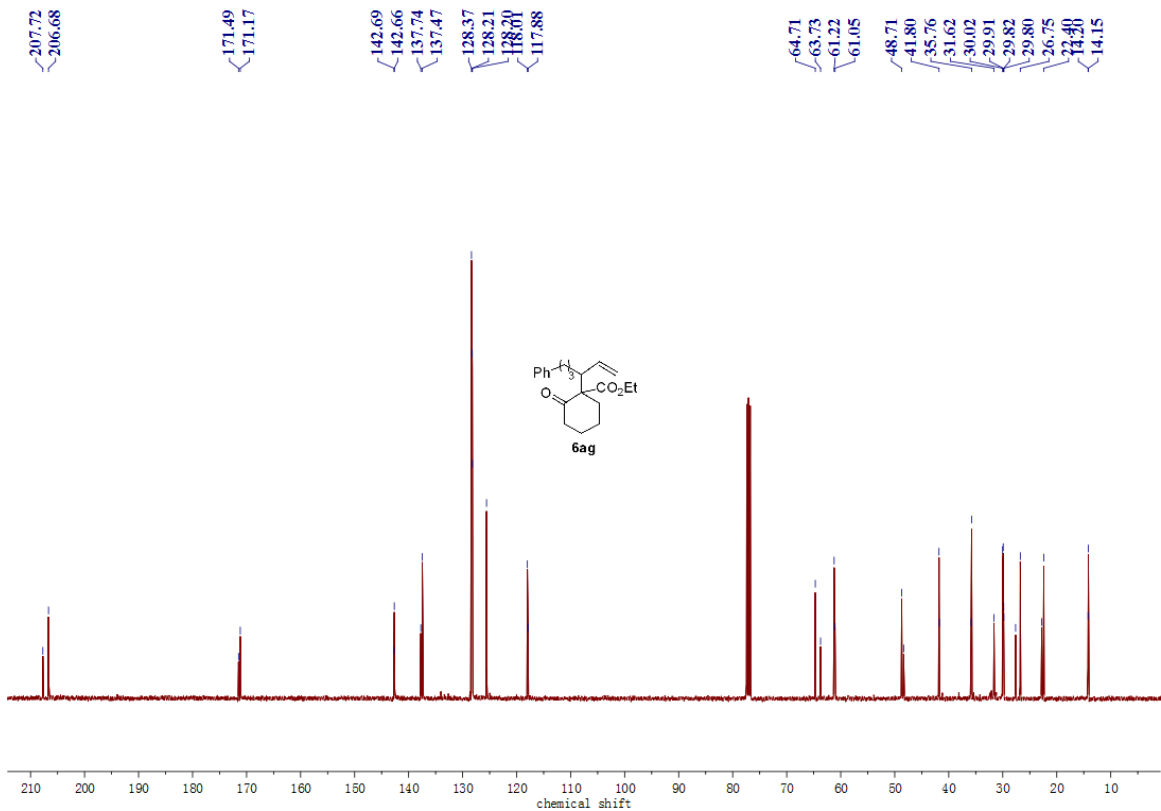
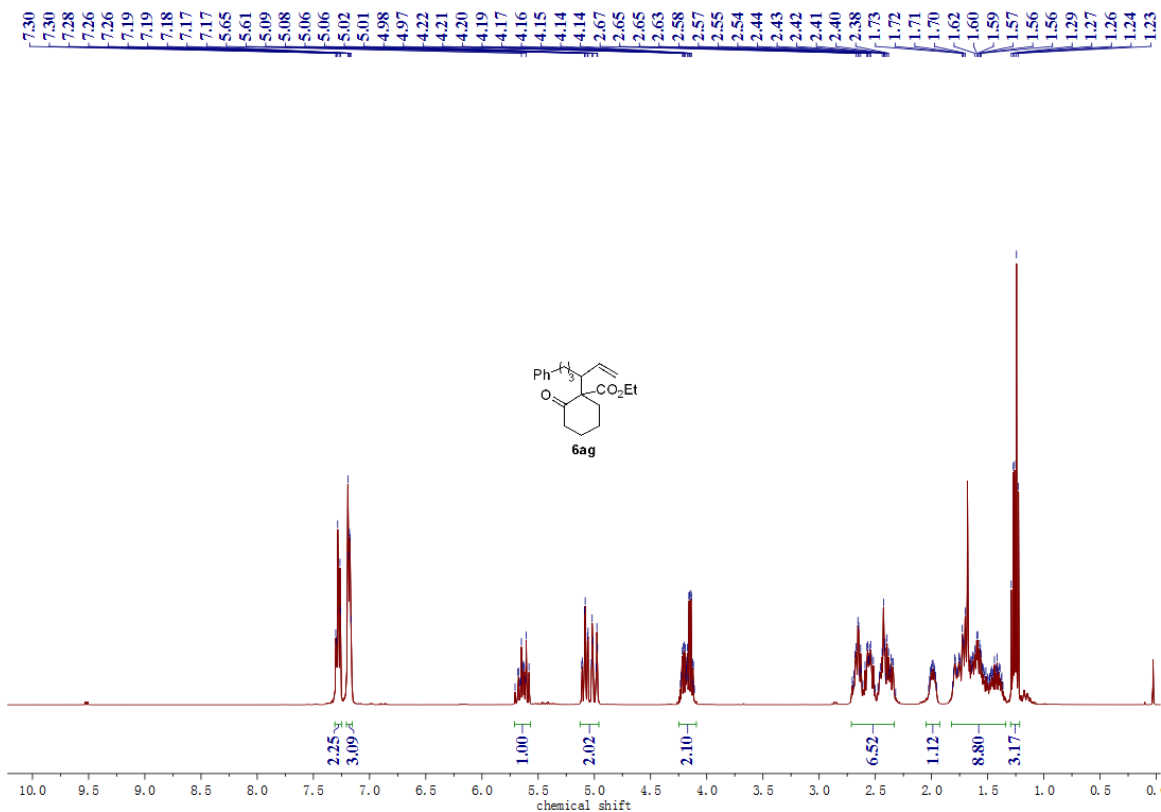
3-methyl-3-(6-phenylhex-1-en-3-yl)pentane-2,4-dione (**6ae**)



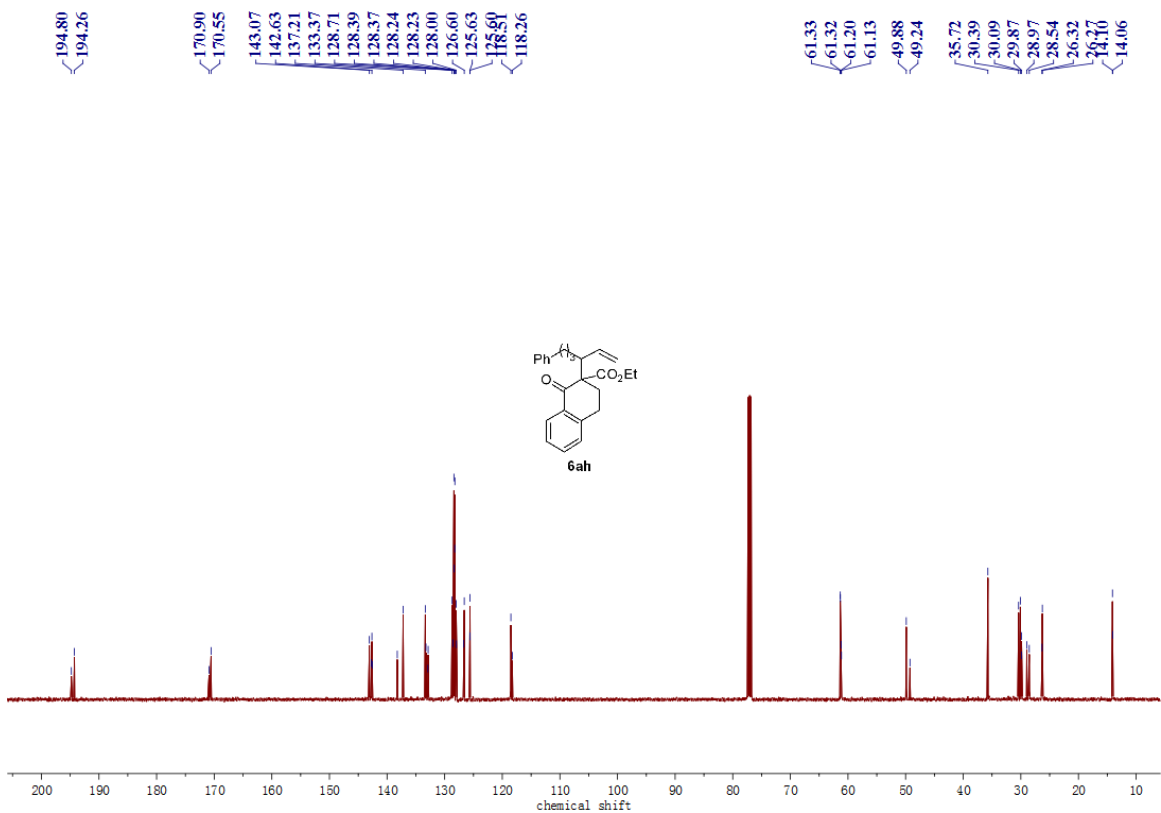
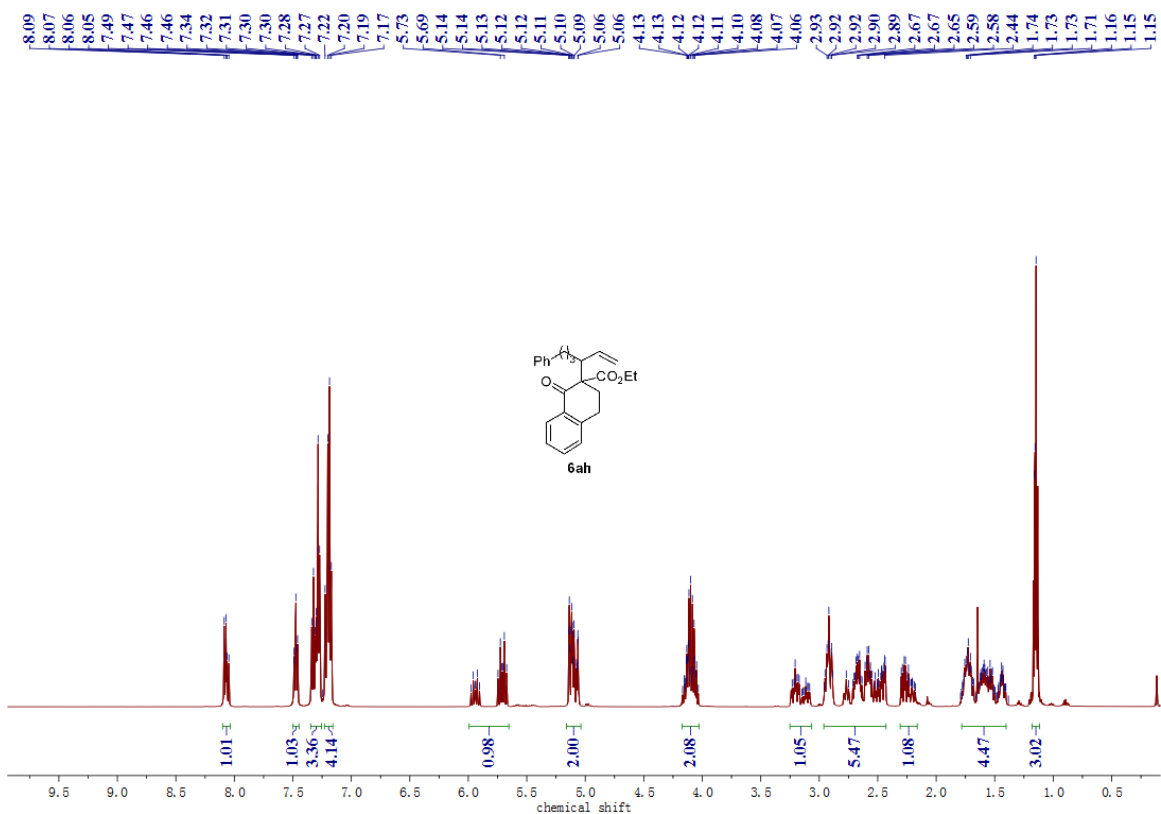
methyl 2-oxo-1-(6-phenylhex-1-en-3-yl)cyclopentanecarboxylate (**6af**).



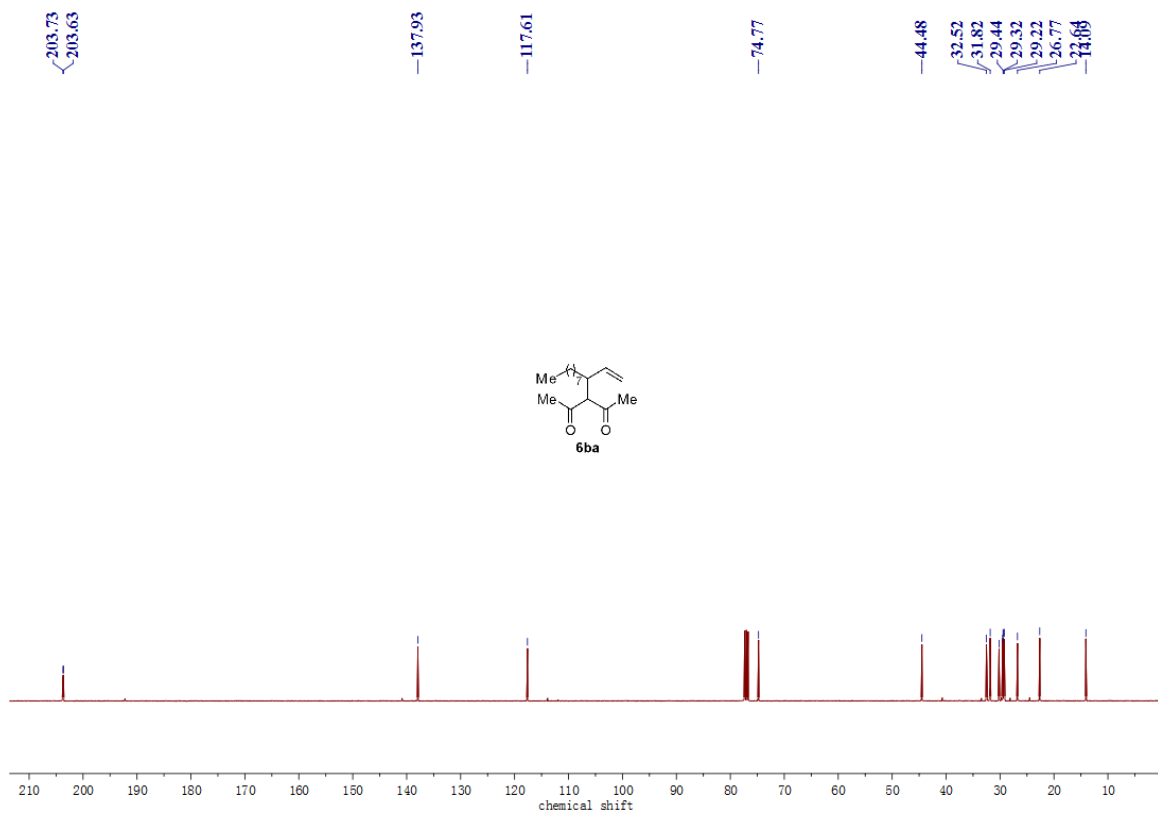
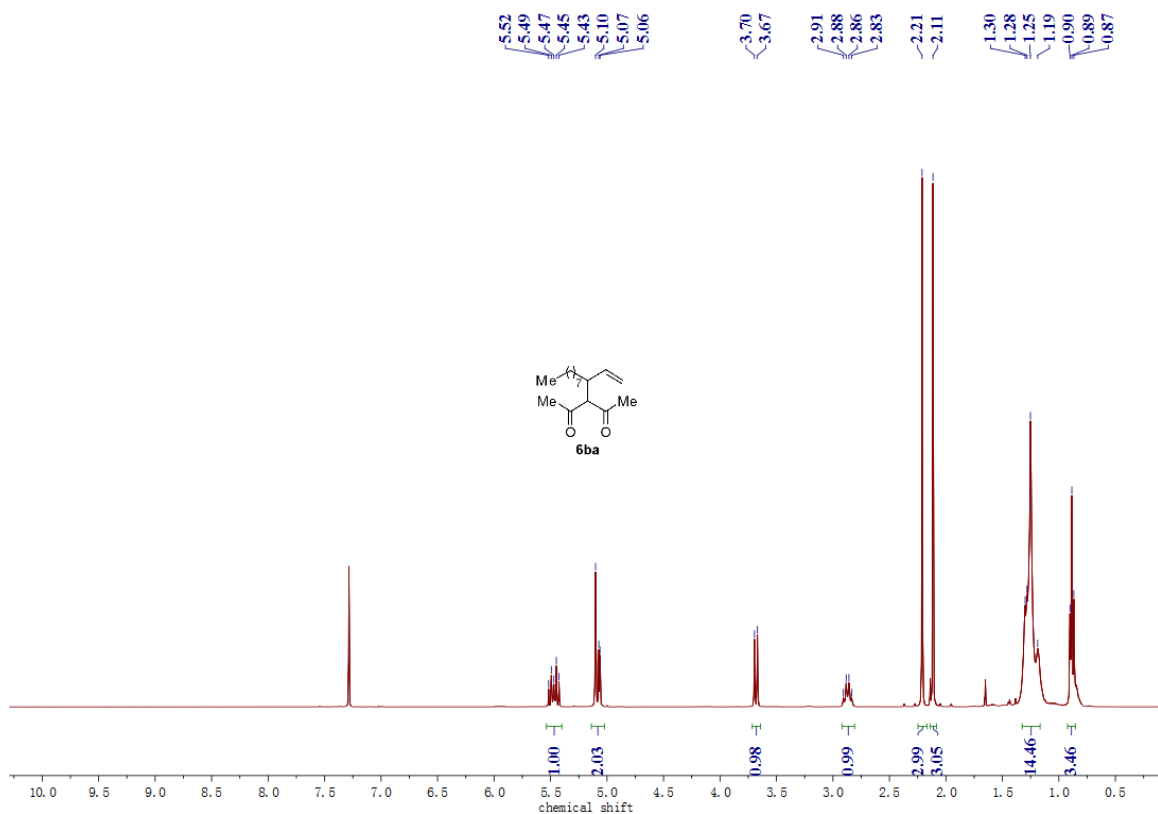
ethyl 2-oxo-1-(6-phenylhex-1-en-3-yl)cyclohexanecarboxylate (**6ag**).



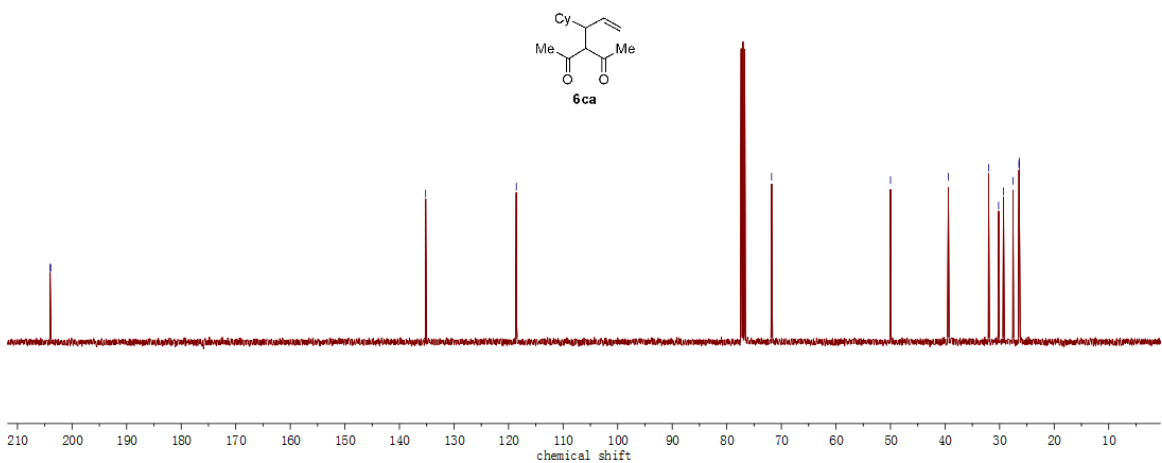
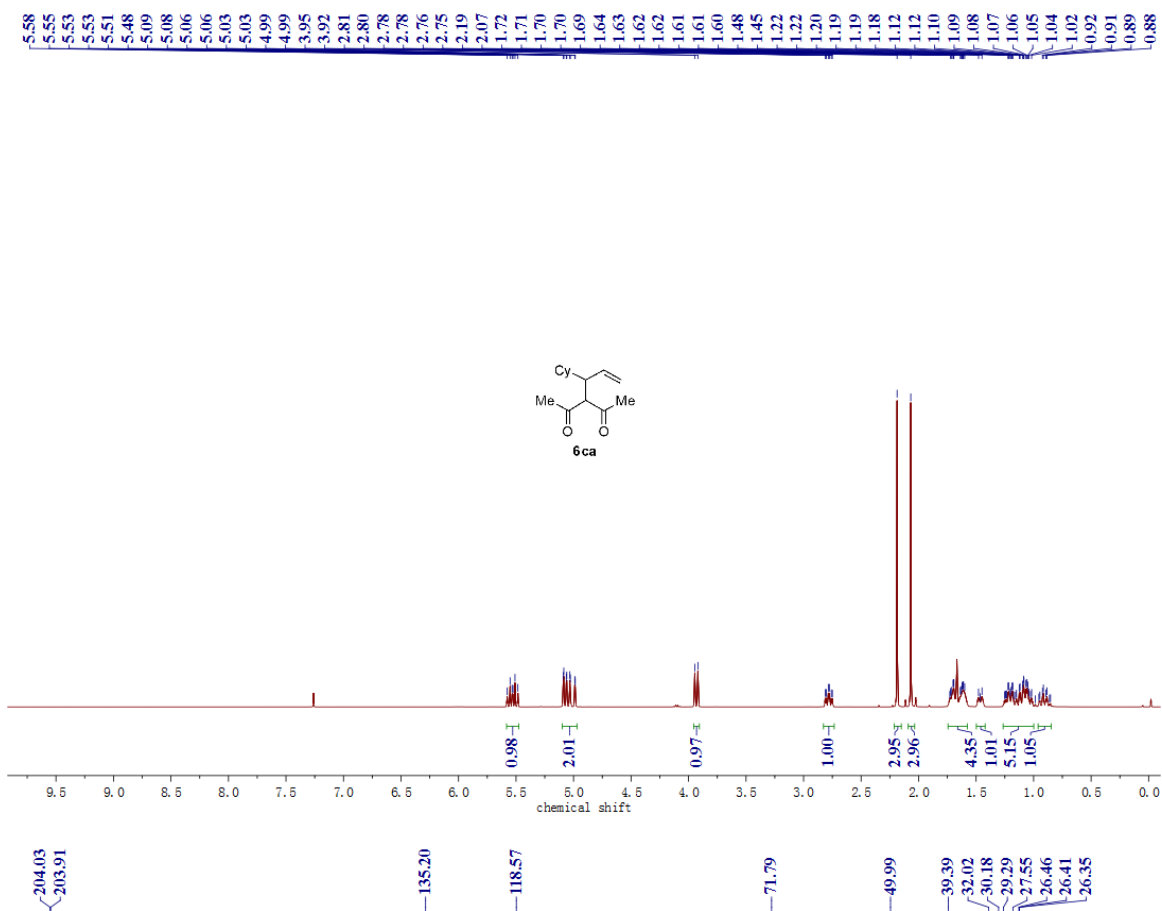
ethyl 2-oxo-1-(6-phenylhex-1-en-3-yl)cyclohexanecarboxylate (**6ah**).



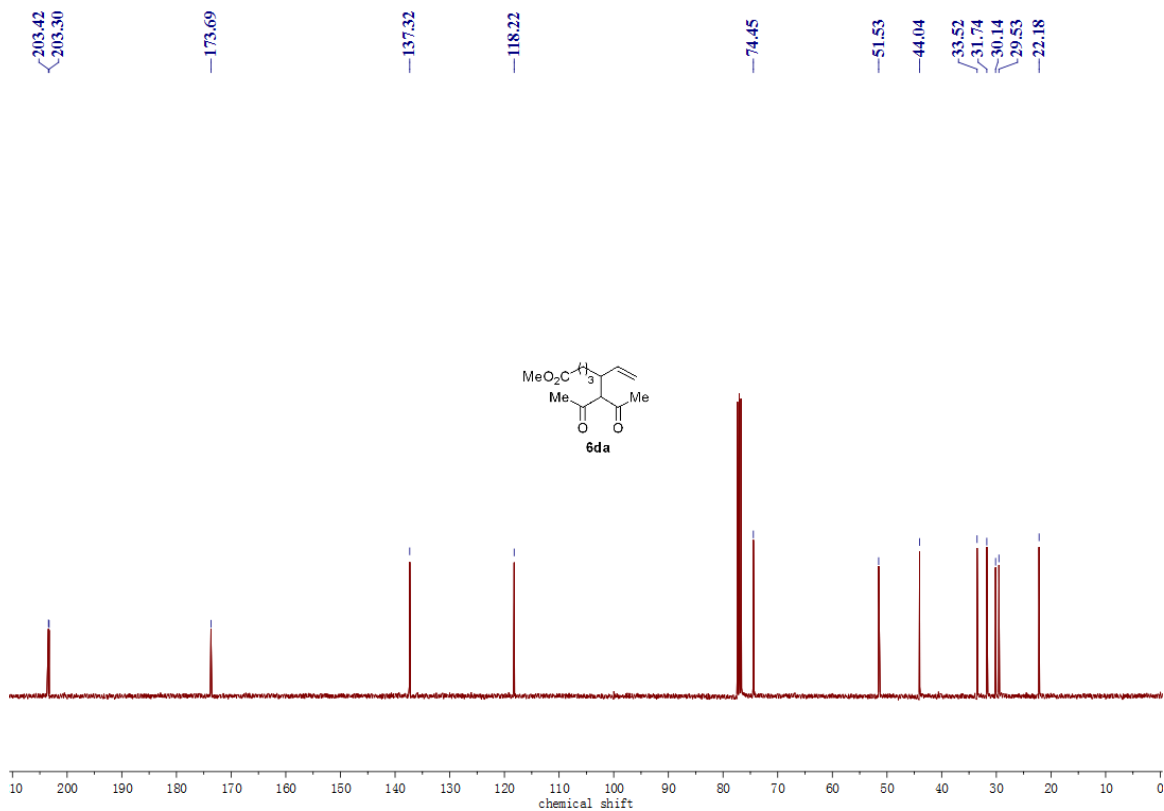
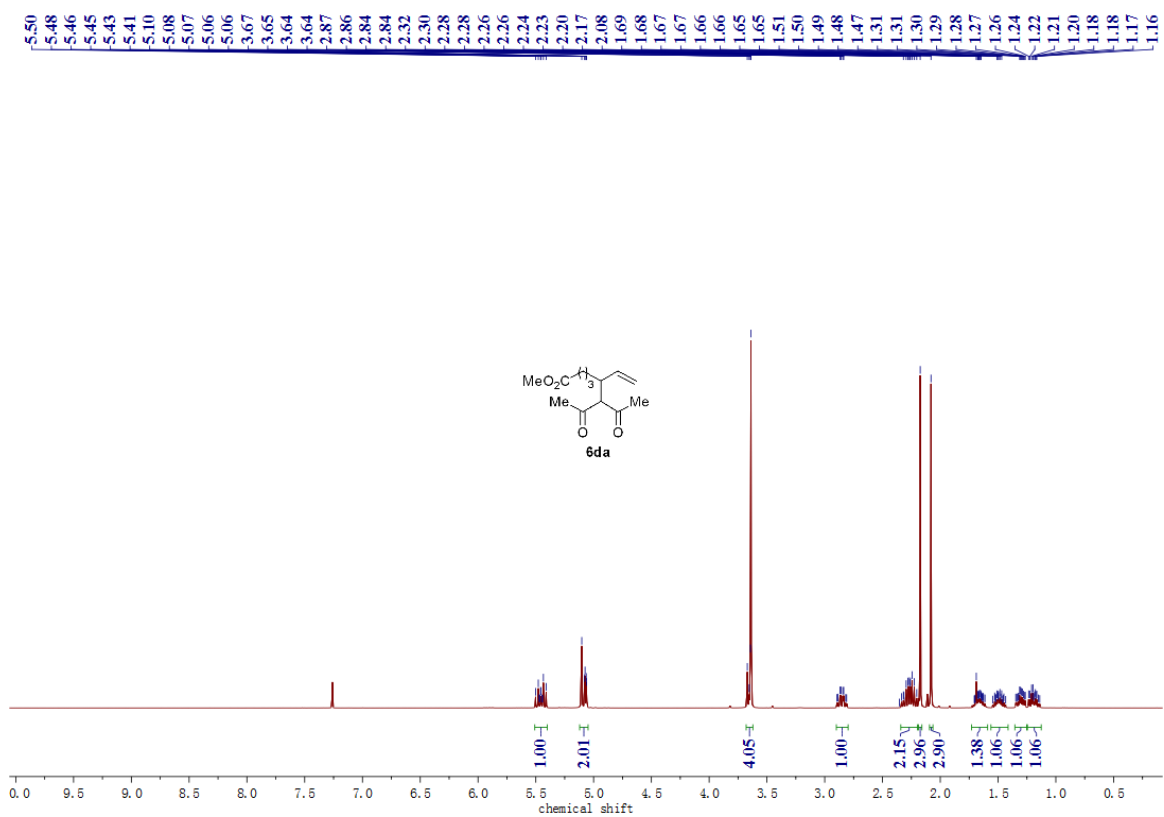
3-(undec-1-en-3-yl)pentane-2,4-dione (**6ba**).



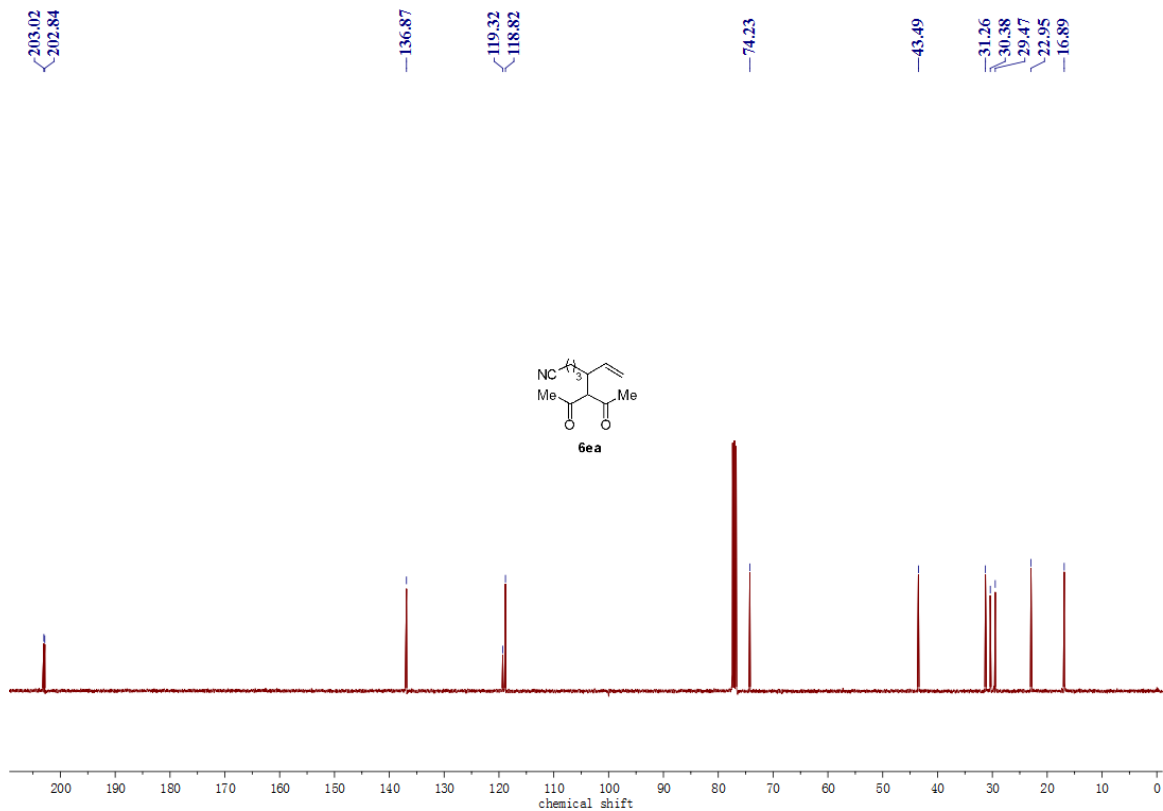
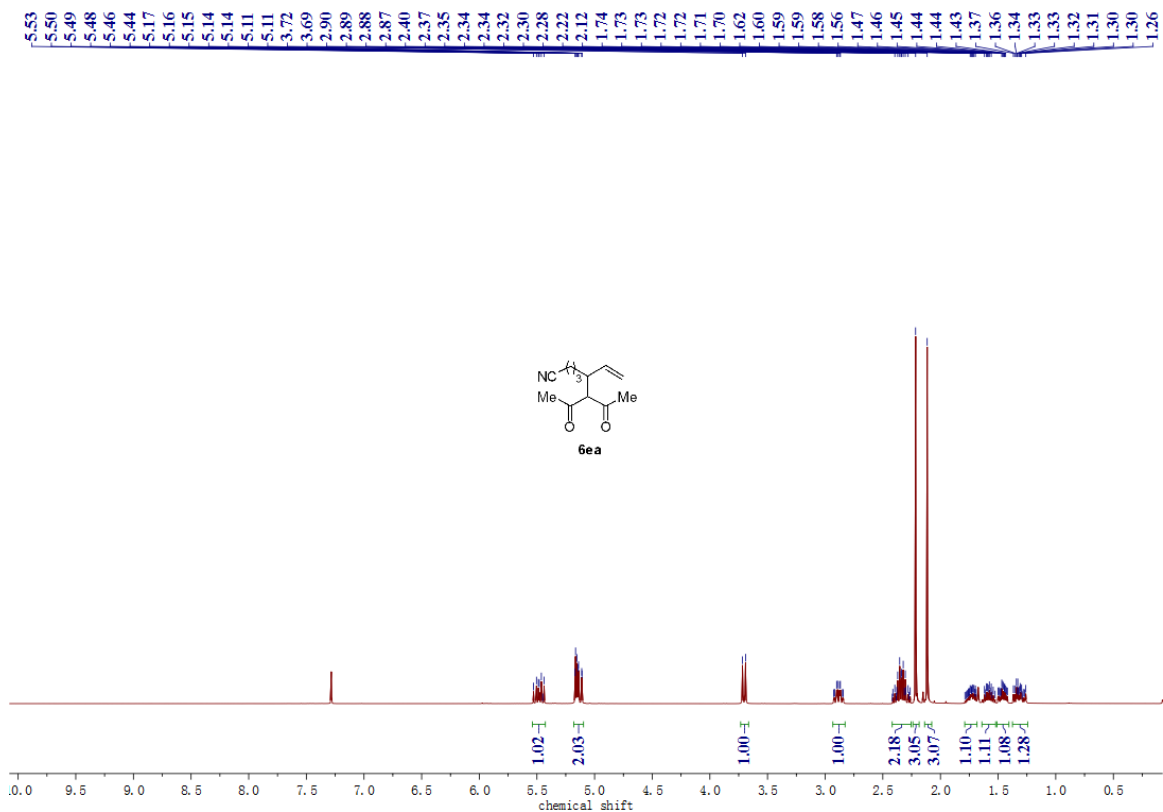
3-(1-cyclohexylallyl)pentane-2,4-dione (**6ca**).



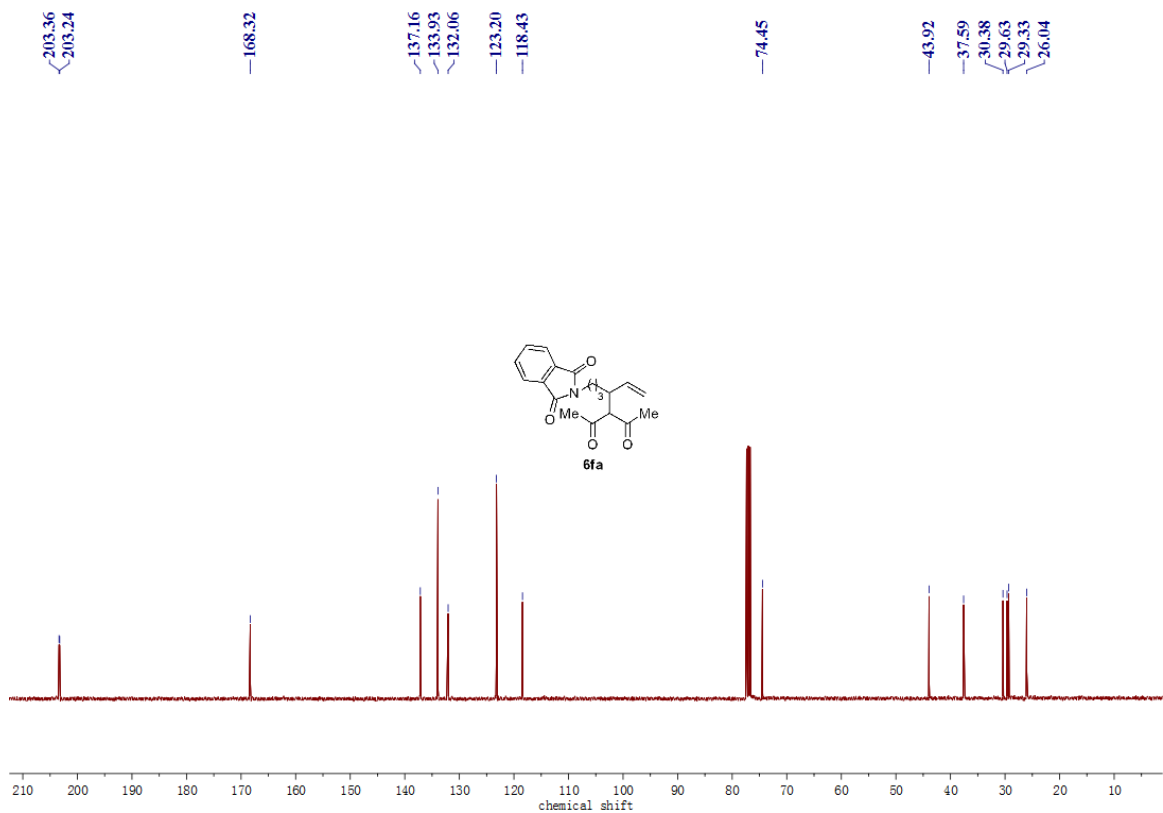
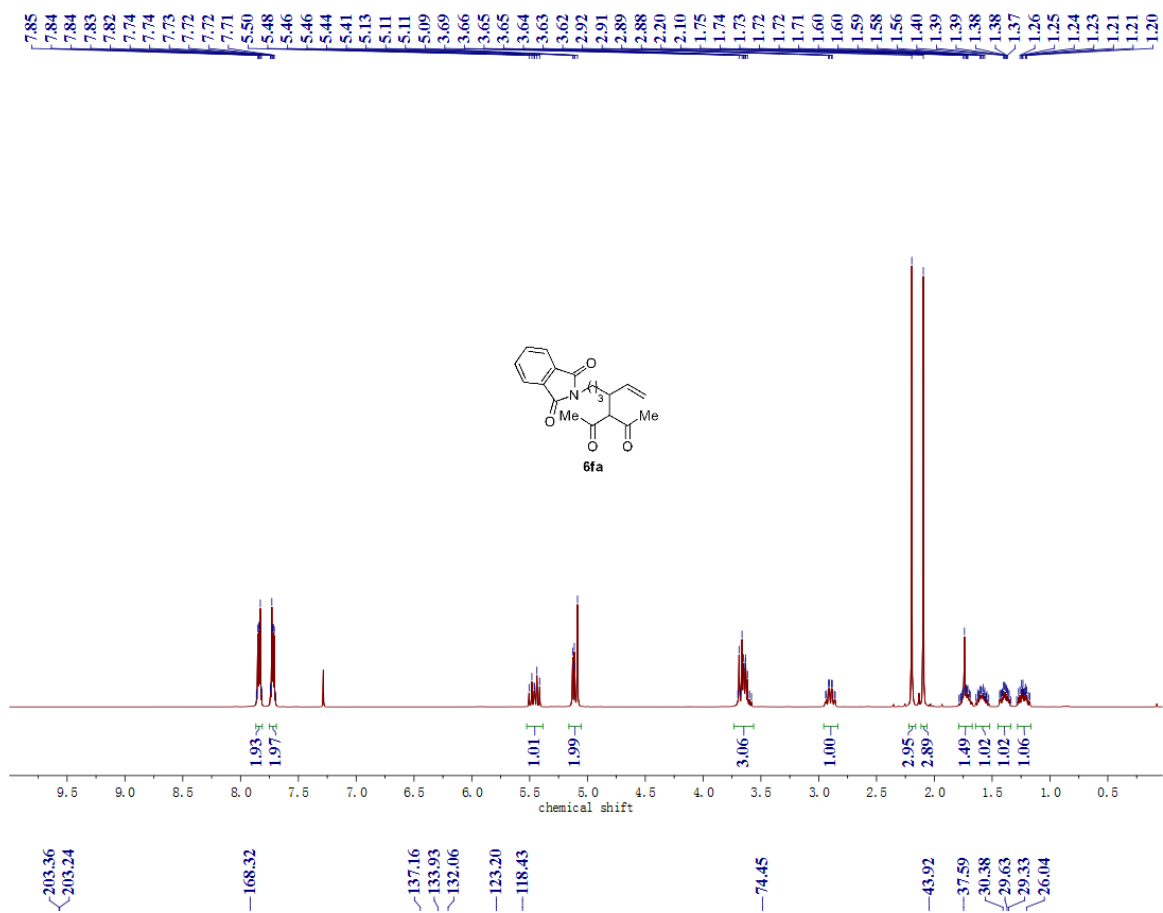
methyl 6-acetyl-7-oxo-5-vinyloctanoate (6da).



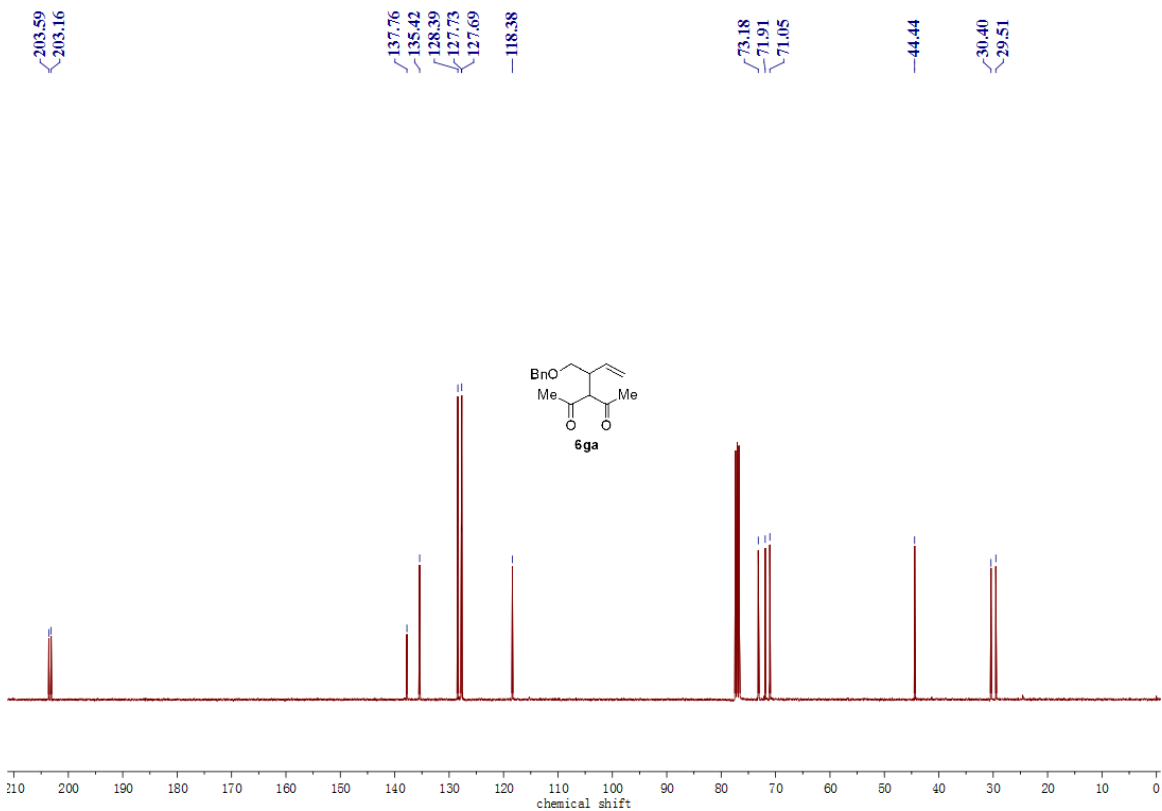
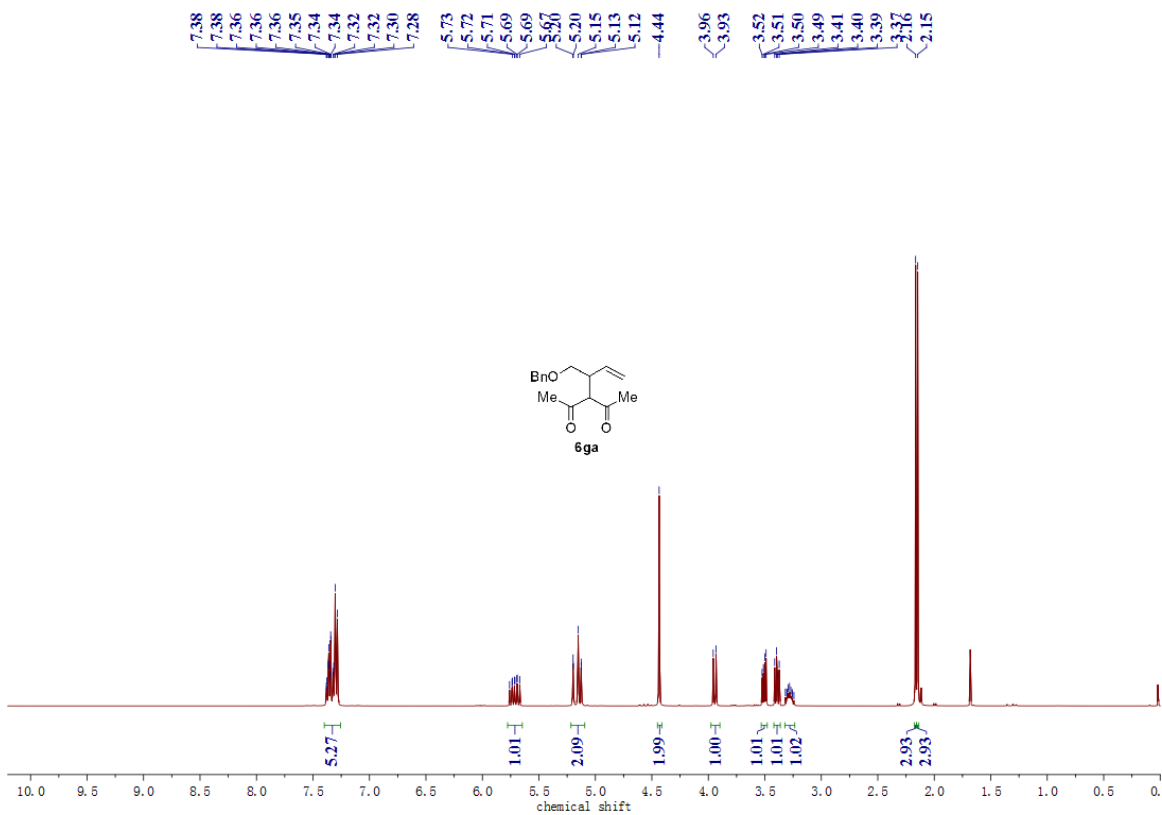
6-acetyl-7-oxo-5-vinyloctanenitrile (**6ea**).



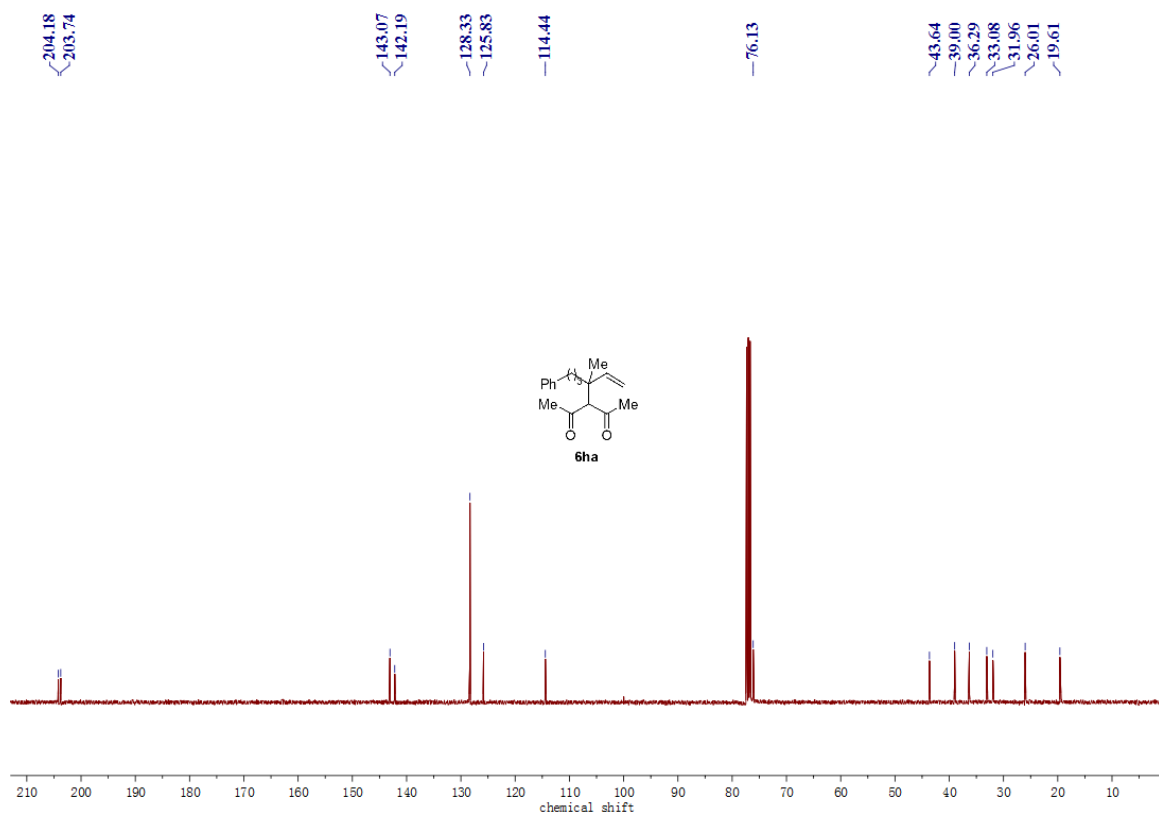
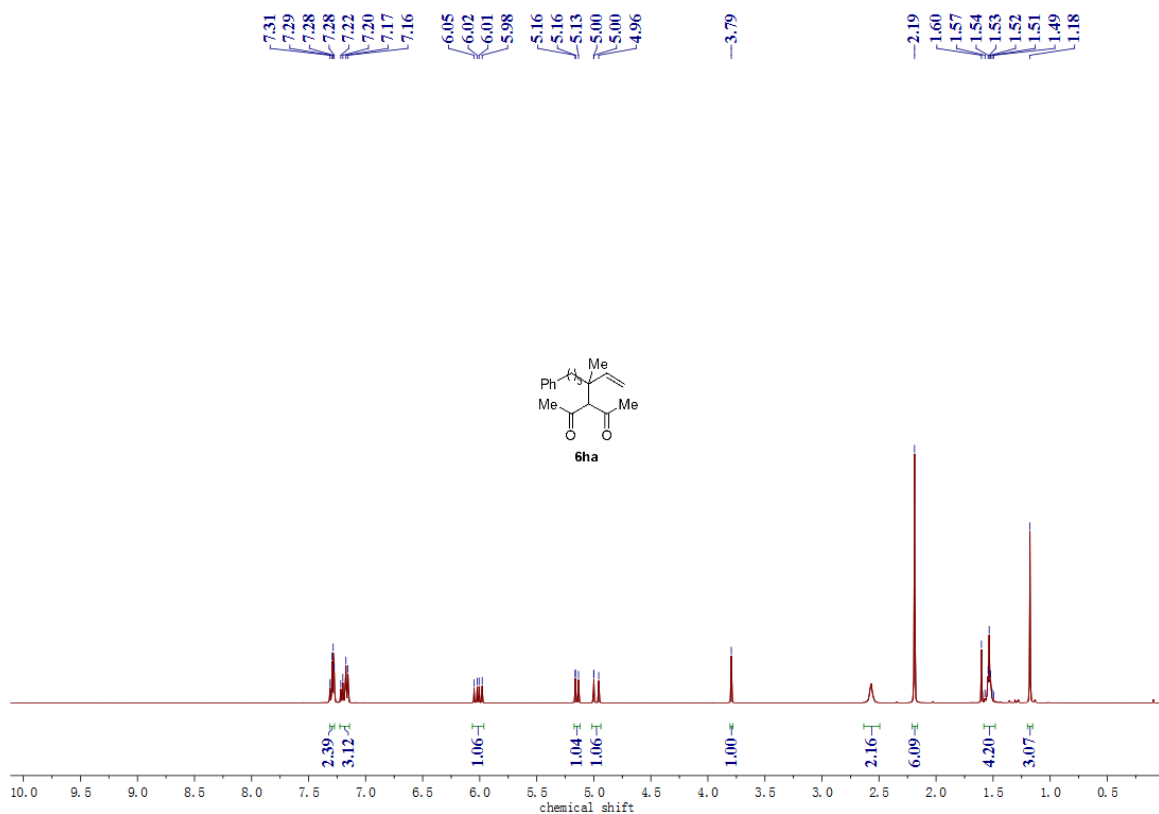
2-(5-acetyl-6-oxo-4-vinylheptyl)isoindoline-1,3-dione (**6fa**).



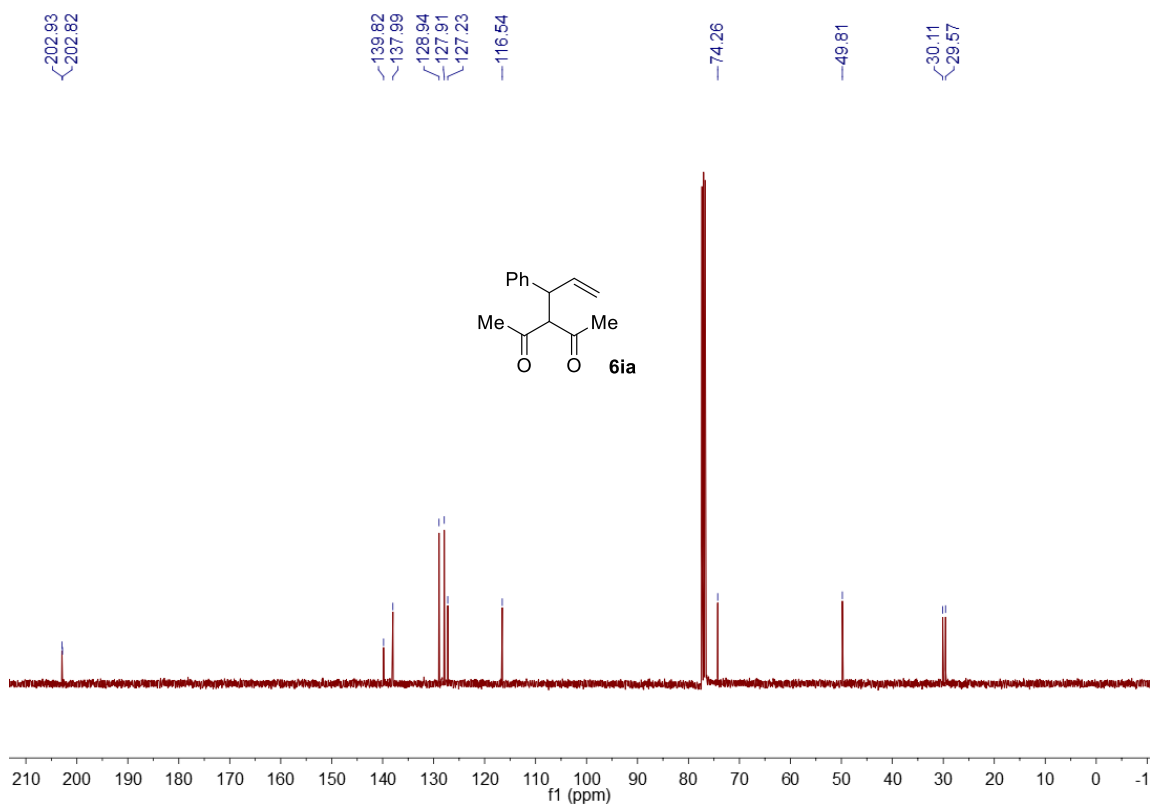
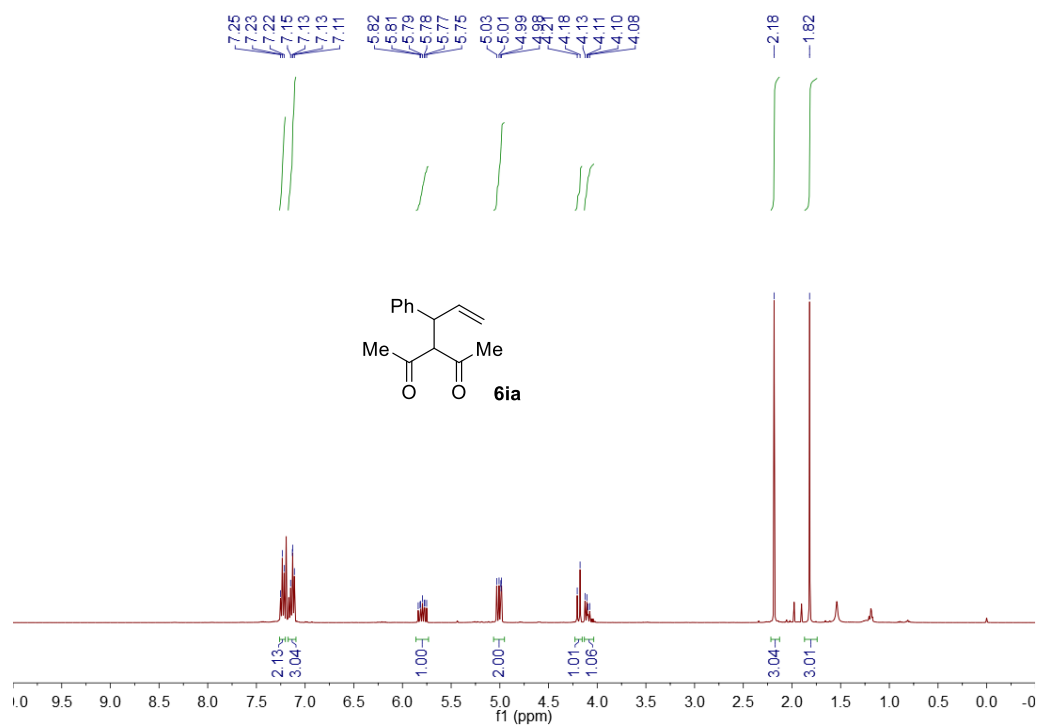
3-(1-(benzyloxy)but-3-en-2-yl)pentane-2,4-dione (**6ga**)



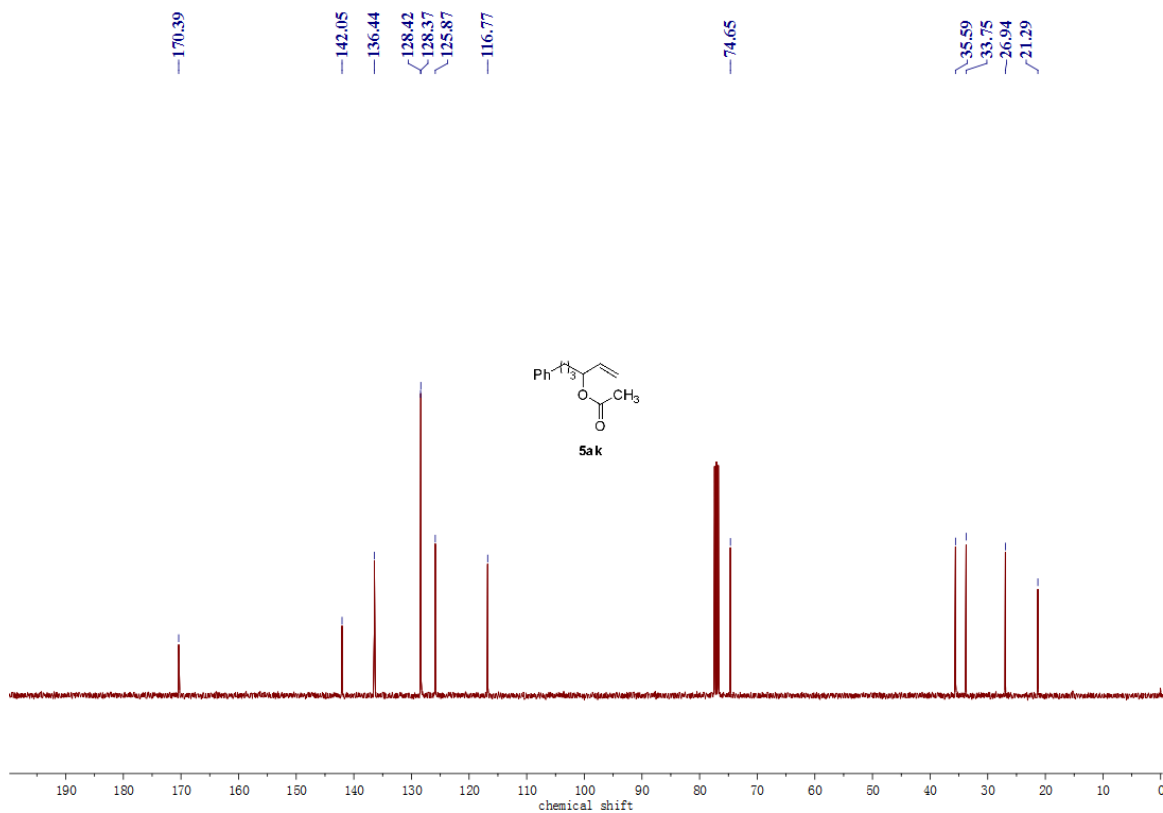
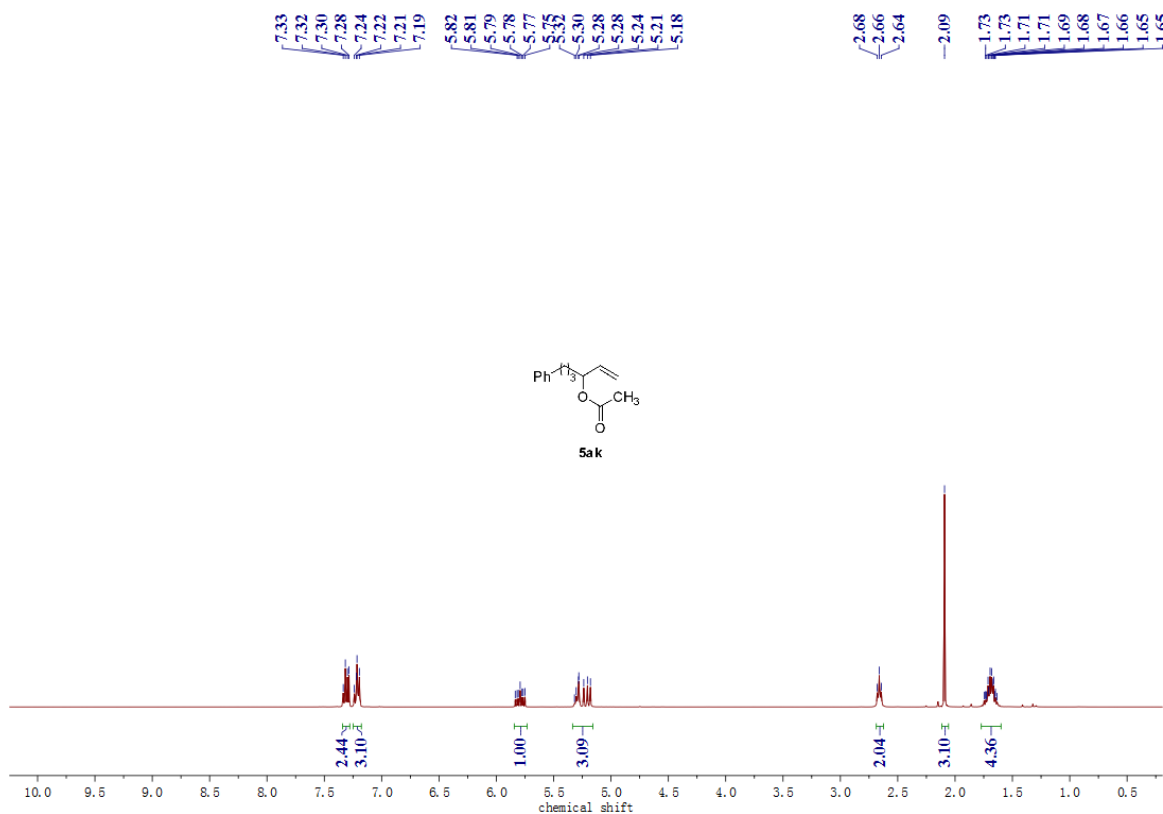
3-(3-methyl-6-phenylhex-1-en-3-yl)pentane-2,4-dione (**6ha**).



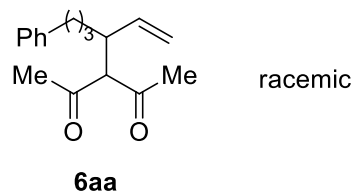
3-(1-Phenylallyl)pentane-2,4-dione (**6ia**)



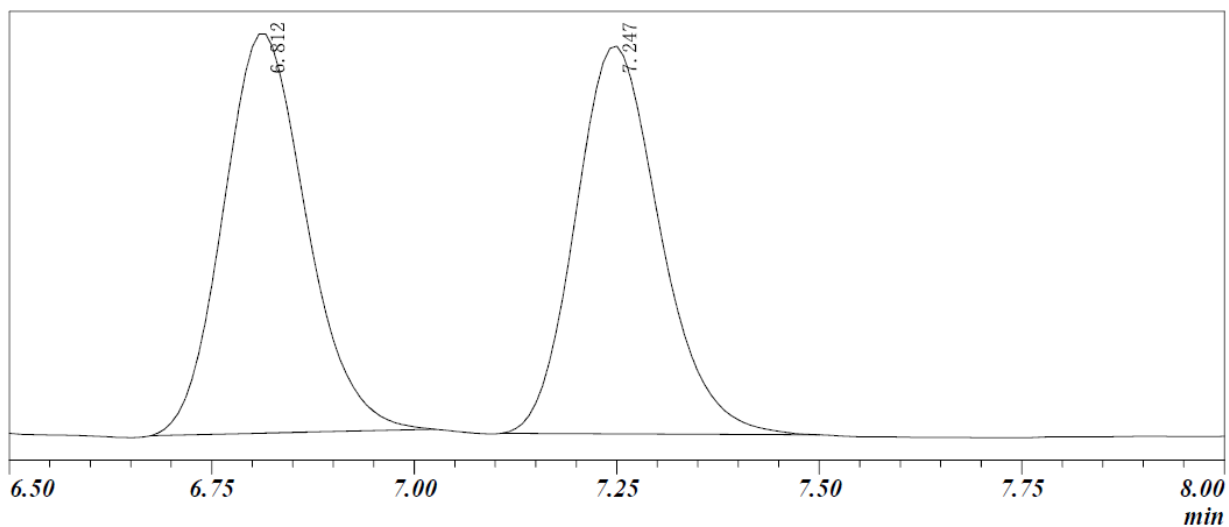
6-phenylhex-1-en-3-yl acetate (**5ak**).



11. HPLC Results



Analysis condition: Chiralpak AD-H column (99 : 1 n-hexane : i-PrOH, 1 mL/min, 254 nm, 40 °C); $t_r(1) = 6.8$ min, $t_r(2) = 7.2$ min.

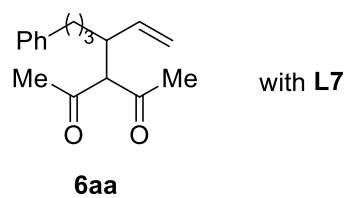


PEAK TABLE

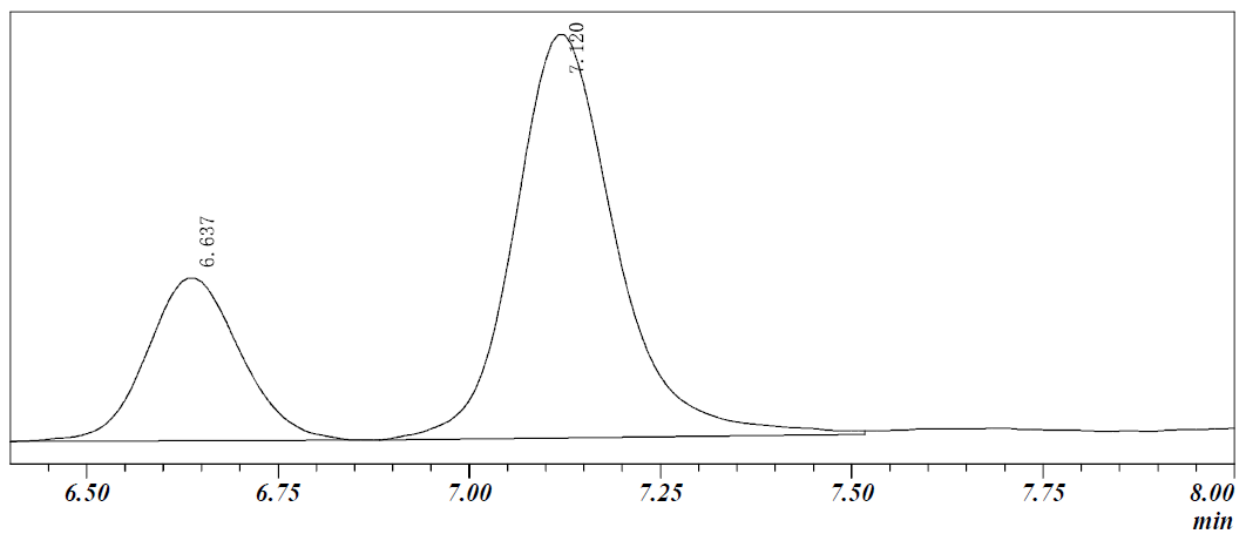
<峰表>

检测器A Ch1 254nm

Peak NO.	Retention time	Area	Area%	Height	Height%
1	6.812	81397	50.348	11346	50.734
2	7.247	80273	49.652	11017	49.266



Analysis condition: Chiralpak AD-H column (99 : 1 n-hexane : i-PrOH, 1 mL/min, 254 nm, 40 °C); t_r (minor) = 6.6 min, t_r (major) = 7.1 min, 46 % *ee*.

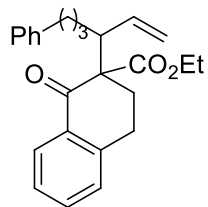


PEAK TABLE

<峰表>

检测器A Ch1 254nm

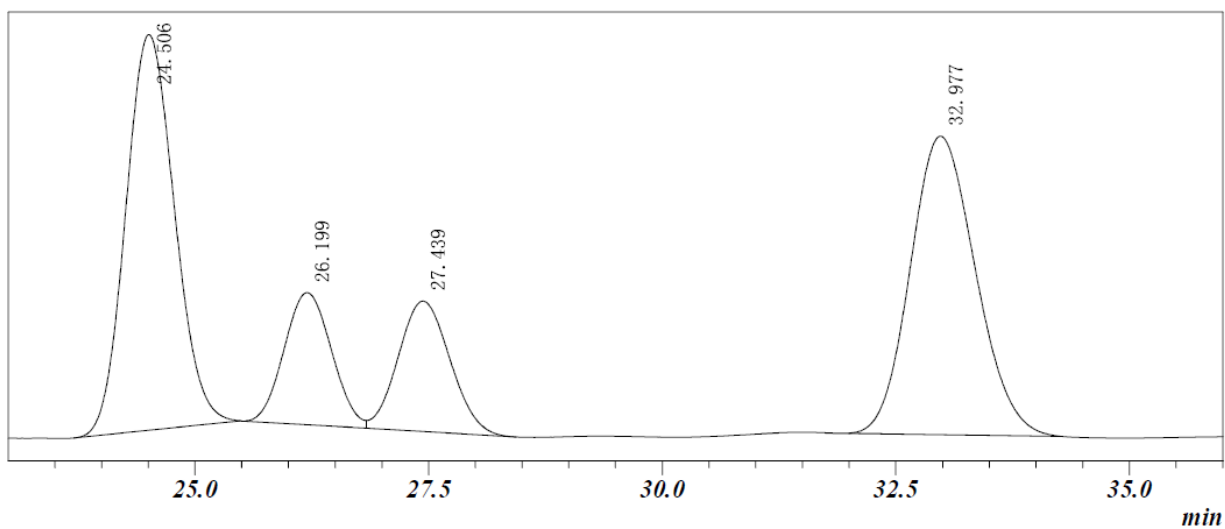
Peak NO.	Retention time	Area	Area%	Height	Height%
1	6.637	11916	27.119	1398	28.758
2	7.120	32024	72.881	3464	71.242



racemic

6ah

Analysis condition: Chiralpak IC column (99.5 : 0.5 n-hexane : i-PrOH, 0.5 mL/min, 254 nm, 40 °C); $t_r(1) = 24.5$ min, $t_r(2) = 26.2$ min, $t_r(2') = 27.4$ min, $t_r(1') = 33.0$ min.

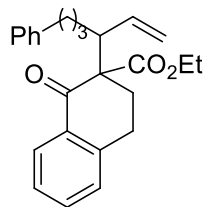


PEAK TABLE

<峰表>

检测器A Ch1 254nm

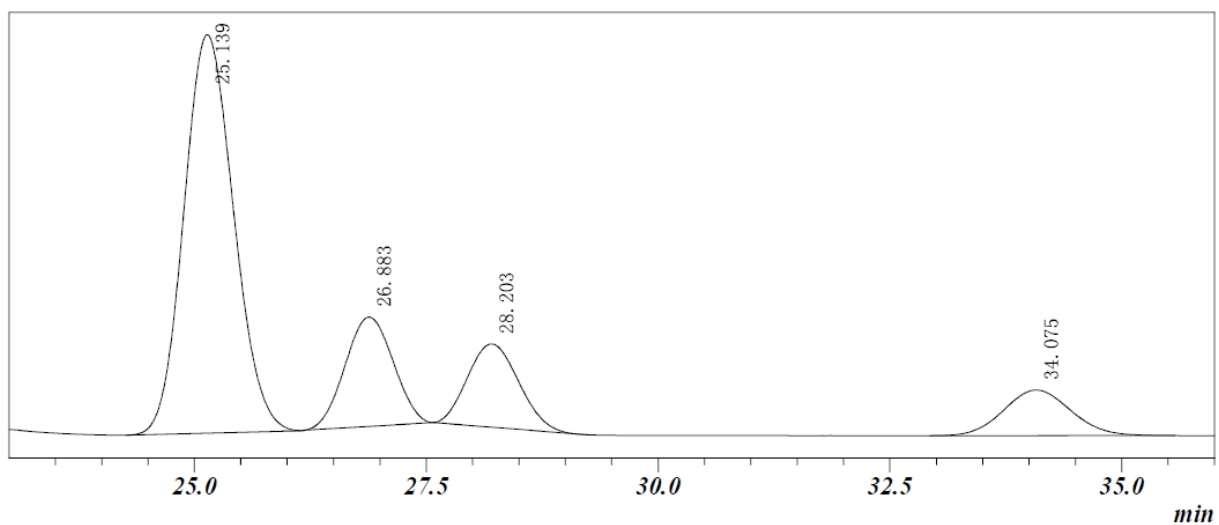
Peak NO.	Retention time	Area	Area%	Height	Height%
1	24.506	3018194	37.270	83150	41.357
2	26.199	977912	12.076	27769	13.812
3	27.439	1057033	13.053	27413	13.634
4	32.977	3044993	37.601	62724	31.197



with L8

6ah

Analysis condition: Chiralpak IC column (99.5 : 0.5 n-hexane : i-PrOH, 0.5 mL/min, 254 nm, 40 °C); t_r (1 major) = 25.1 min, t_r (2 major) = 26.8 min, t_r (2' minor) = 28.2 min, t_r (1' minor) = 34.1 min, major: 73 % *ee*, minor: 11 % *ee*.



PEAK TABLE

<峰表>

检测器A Ch1 254nm

Peak NO.	Retention time	Area	Area%	Height	Height%
1	25.139	3043110	61.093	81468	62.559
2	26.883	808842	16.238	22382	17.187
3	28.203	653658	13.123	17030	13.078
4	34.075	475508	9.546	9345	7.176