

Supplementary Material for
Establishing an energy-saving scouring/bleaching one-step process
for cotton/spandex fabric using UVA-assisted irradiation

Qing Li^{a,b,c}, Xiaowei Zhao^d, HengQuan^{a,*}, Yuyang Zhou^{c,*},

^a Hubei Key Laboratory of Biomass Fibers and Eco-Dyeing & Finishing, Wuhan Research Center of Eco-dyeing & Finishing and Functional Textile, College of Chemistry and Chemical Engineering, Wuhan Textile University, Wuhan, China

^bKey Laboratory of Clean Dyeing and Finishing Technology of Zhejiang Province, Shaoxing University, Shaoxing, China

^c Jiangsu Engineering Research Center of Textile Dyeing and Printing for Energy Conservation, Discharge Reduction and Cleaner Production, National Engineering Laboratory for Modern Silk, College of Textile and Clothing Engineering, Soochow University, 199 Renai Road, Suzhou 215123, China

^dZhejiang Tengma Textile Co., Ltd., Chunlan Road, Lanxi 321100, China

Corresponding authors:

quanheng2002@163.com (H. Quan)

zhouyuyang_suda@hotmail.com (Y. Zhou)

Contents of Supporting Information

4 figures in 4 pages

Figure S1, S2 S2

Figure S3 S3

Figure S4 S4

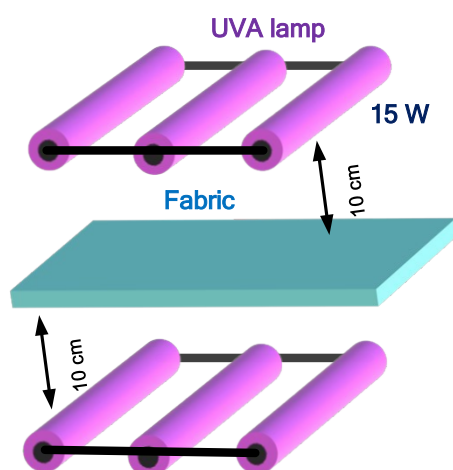


Figure S1 Design of UVA irradiation lamp box for fabric bleaching.

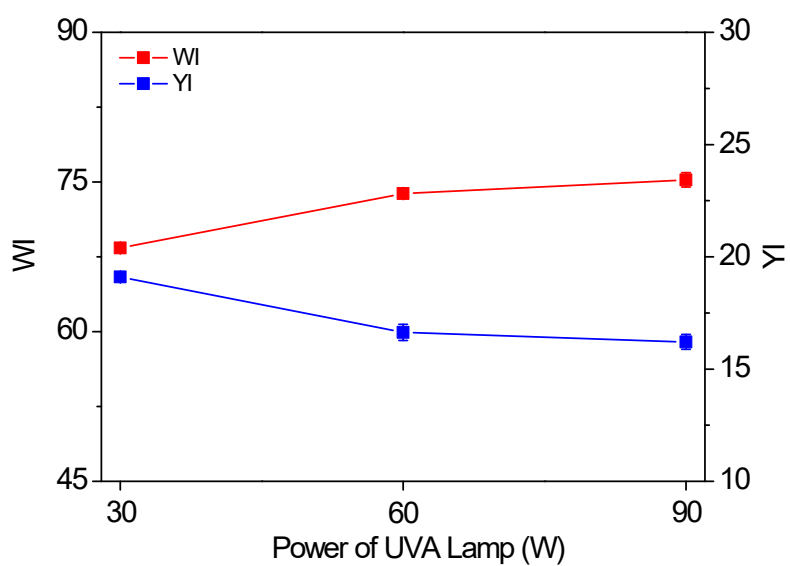


Figure S2 Bleaching efficacy under various UVA lamp power.

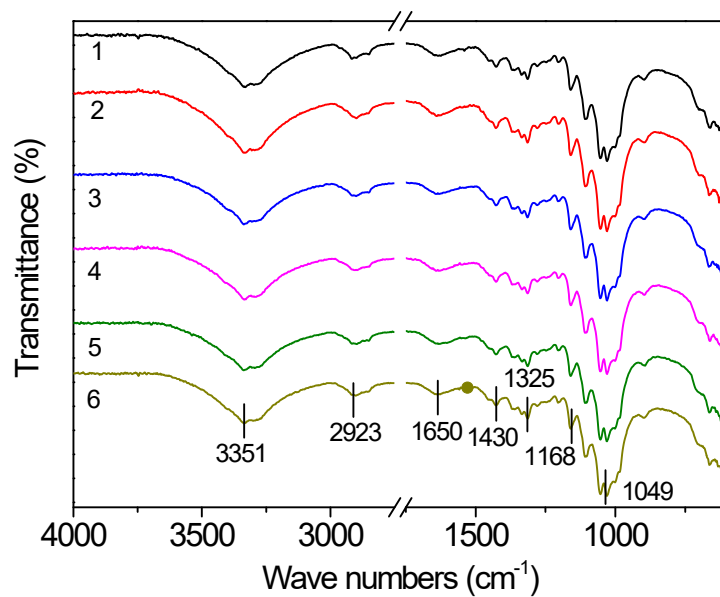


Figure S3 ATR-FTIR spectra: (1) Untreated fabric, (2) Only scoured fabric, (3) One step scoured and UVA bleached fabric, (4) Two steps scoured and UVA bleached fabric, (5) Two steps scoured and conventional pad-steam bleached fabric, and (6) Two steps scoured and conventional cold pad-batch bleached fabric




Figure S4 SEM images (a-c) Untreated fabric and (d-f) One-step UVA-assisted treated fabric.