

Supporting Information

Iodine-mediated oxythiolation of o-vinylanilides with disulfides for the synthesis of benzoxazines

Yu Yang, ‡^{a,b} Liyan Liu, ‡^b Kuiliang Li, ^b Zhenggen Zha, ^b Qi Sun, *^b and Zhiyong Wang *^b

^a School of Chemistry and Chemical Engineering, Hefei Normal University, Hefei, 230601, China.

^b Hefei National Laboratory for Physical Sciences at Microscale, CAS Key Laboratory of Soft Matter Chemistry and Department of Chemistry, University of Science and Technology of China, Hefei, Anhui, 230026, P. R. China

E-mail: zwang3@ustc.edu.cn.

Contents

1. General Information	1
2. General Procedures of this transformation	2
3. Control Experiment	4
4. Characterization Data for the Products	5
5. DFT calculations	19
6. Reference	35
7. NMR Spectra of Product	37

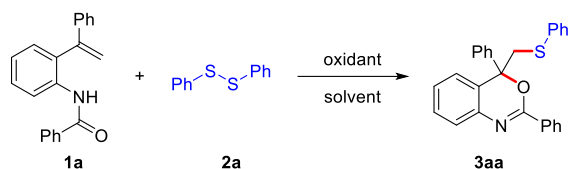
1. General Information

Unless otherwise indicated, all commercial reagents were used without additional purification. All Substances were synthesized according to the previous literature.¹ ¹H NMR, ¹⁹F NMR and ¹³C NMR were recorded on a Bruker-400 MHz Spectrometer (¹H NMR: 400 MHz, ¹⁹F NMR: 376 MHz, ¹³C NMR: 100 MHz). All chemical shifts (δ) were reported in ppm and coupling constants (J) in Hz. All chemical shifts were reported relative to tetramethylsilane (0 ppm for ¹H), and CDCl₃ (77 ppm for ¹³C), respectively. HRMS (ESI) were recorded on a Water TM Q-TOF Premier Mass Spectrometer.

2. General Procedures of this transformation

2.1 Optimization of reaction conditions

Table 1. Optimization of the reaction conditions^a.



Entry	Oxidant	Solvent	Temp.(°C)	Yield (%) ^b
1	I ₂	DCE	50	57
2	PIDA	DCE	50	n.d. ^c
3	PIFA	DCE	50	n.d.
4	I ₂	DMSO	50	n.d.
5	I ₂	DMF	50	n.d.
6	I ₂	CH ₃ CN	50	63
7	I ₂	1,4-dioxane	50	35
8	I ₂	EtOH	50	<5
9	I ₂	MeOH	50	<5
10	I ₂	toluene	50	<5
11	I ₂	PhCl	50	<5
12	I ₂	H ₂ O	50	<5
13	I ₂	CH ₃ CN/H ₂ O=2:1	50	46
14	I ₂	CH ₃ CN/H ₂ O=1:1	50	38
15	I ₂	CH ₃ CN/H ₂ O=1:2	50	25
16 ^d	I ₂	CH ₃ CN	50	27
17 ^e	I ₂	CH ₃ CN	50	45
18 ^f	I ₂	CH ₃ CN	50	81
19 ^g	I ₂	CH ₃ CN	50	81
20 ^f	I ₂	CH ₃ CN	60	87
21 ^f	I ₂	CH ₃ CN	70	72
22 ^f	I ₂	CH ₃ CN	80	60
22 ^h	I ₂	CH ₃ CN	60	<5
23 ⁱ	I ₂	CH ₃ CN	60	<5

24 ^j	I ₂	CH ₃ CN	60	<5
25 ^k	I ₂	DCE	60	64

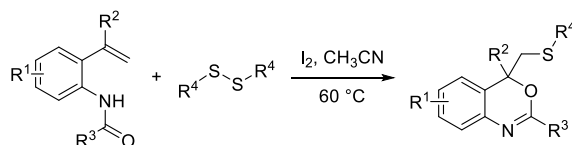
^a Reaction condition: **1a** (0.2 mmol, 1 equiv), **2a** (0.1 mmol, 0.5 equiv), oxidant (0.2 mmol, 1 equiv), 12 h. ^b Isolated yield. ^c n.d. = not detected. ^d **2a** (0.75 equiv) and I₂ (0.2 equiv) were used. ^e **2a** (0.75 equiv) and I₂ (0.5 equiv) were used. ^f **2a** (0.75 equiv) and I₂ (1.5 equiv) were used. ^g **2a** (1 equiv) and I₂ (2 equiv) were used. ^h 0.04 (0.2 equiv) mmol I₂ was used as catalyst and 0.6 mmol (3 equiv) TBHP was used as oxidant. ⁱ 0.04 (0.2 equiv) mmol I₂ was used as catalyst and 0.6 mmol (3 equiv) H₂O₂ was used as oxidant. ^j 0.04 (0.2 equiv) mmol I₂ was used as catalyst and 0.6 mmol (3 equiv) K₂S₂O₄ was used as oxidant. ^k I₂ (1.5 equiv) were used.

Table 2. Optimization of the reaction time^a.

Reaction time (h)	Yield (%)
0.5	9
1	25
2	47
4	65
6	72
8	78
10	84
12	87
18	87
24	87

^a Reaction condition: **1** (0.2 mmol), **2a** (0.75 equiv), I₂ (1.5 equiv), in CH₃CN (2 mL) at 60 °C.

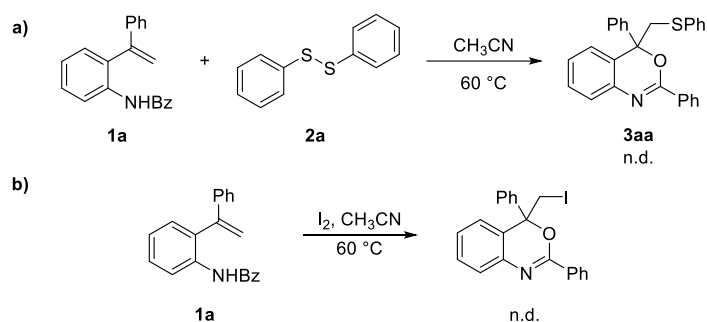
2.2 General Procedures of this transformation



To a 10 mL tube was added *o*-vinylanilide **1** (0.2 mmol), disulfide **2** (0.15 mmol, 0.75 equiv), I₂ (0.3 mmol, 1.5 equiv) and CH₃CN (2 mL). After heating at 60 °C for 12 hours, the reaction was worked up with saturated Na₂S₂O₃ solution and extracted with EtOAc (2 mL × 3). The combined organic phase was

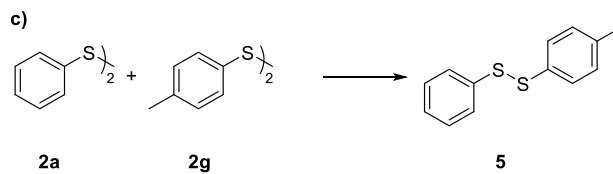
washed with brine and dried over anhydrous Na_2SO_4 . After the solvent had been completely removed, the residue was purified by column chromatography on silica gel (petroleum ether/ethyl acetate = 20:1 to 6:1) to give the product **3**.

3. Control Experiment



Reaction condition a: **1a** (0.2 mmol, 1 equiv), **2a** (0.2 mmol, 1 equiv), CH_3CN (2 mL), 60 °C, 12 h;

Reaction condition b: **1a** (0.2 mmol, 1 equiv), I_2 (0.3 mmol, 1.5 equiv), CH_3CN (2 mL), 60 °C, 12 h;

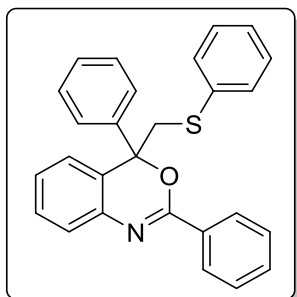


Condition A (blank) : 5 % Condition B (I_2) : 50 %

In the absence of iodine, only a small amount of **2a** and **2g** were transformed into mixed disulfide **5** after 1 h, which may be promoted by light or heat. While in the presence of iodine, half of the disulfide compound is the mixed disulfide **5** after 5 min, indicating that iodine can promote the break and formation of the S-S bond.

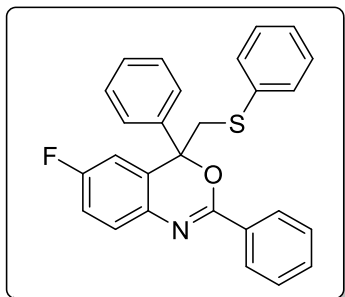
4. Characterization Data for the Products

2,4-diphenyl-4-((phenylthio)methyl)-4H-benzo[d][1,3]oxazine (3aa)



The title compound was prepared according to the general working procedure and purified by column chromatography (PE:EA = 20:1~6:1) to give the product as a colorless oil: 87 % yield (71 mg). ^1H NMR (400 MHz, Chloroform-*d*) δ 8.16 – 8.09 (m, 2H), 7.48 – 7.42 (m, 1H), 7.42 – 7.33 (m, 6H), 7.32 – 7.23 (m, 5H), 7.21 – 7.07 (m, 5H), 3.96 (d, J = 13.9 Hz, 1H), 3.90 (d, J = 13.9 Hz, 1H). ^{13}C NMR (101 MHz, CDCl_3) δ 156.1, 141.8, 139.5, 136.7, 132.2, 131.4, 130.3, 129.3, 128.8, 128.3, 128.2, 128.1, 128.0, 126.9, 126.4, 126.3, 126.1, 125.5, 124.8, 83.6, 45.1. HRMS (ESI) m/z calcd for. $\text{C}_{27}\text{H}_{22}\text{NOS}$ $[\text{M}+\text{H}]^+$ 408.1417, found 408.1435.

6-fluoro-2,4-diphenyl-4-((phenylthio)methyl)-4H-benzo[d][1,3]oxazine (3ba)

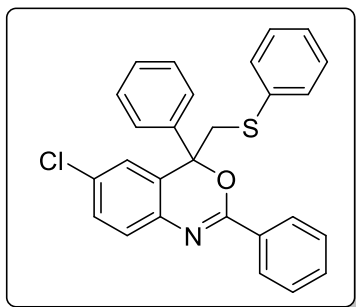


The title compound was prepared according to the general working procedure and purified by column chromatography (PE:EA = 20:1~6:1) to give the product as a colorless oil: 81 % yield (69 mg). ^1H NMR (400 MHz, Chloroform-*d*) δ 8.15 – 8.04 (m, 2H), 7.49 – 7.42 (m, 1H), 7.42 – 7.35 (m, 4H), 7.35 – 7.25 (m, 6H), 7.19 – 7.08 (m, 3H), 7.06 – 6.99 (m, 1H), 6.82 (dd, J = 8.7, 2.8 Hz, 1H), 3.89 (s, 2H). ^{13}C NMR (101 MHz, CDCl_3) δ 161.5 (d, J = 246.7 Hz), 155.5 (d, J = 1.88 Hz), 141.3, 136.3, 135.8 (d, J = 2.78), 132.0, 131.4, 130.5, 128.9, 128.5, 128.4, 128.3, 128.2, 127.9, 127.0 (d, J = 8.8 Hz), 126.6, 126.0, 116.0

(d, $J = 22.0$ Hz), 112.0 (d, $J = 24.8$ Hz), 83.3 (d, $J = 2.0$ Hz), 45.1. ^{19}F NMR (376 MHz, CDCl_3) δ -114.29.

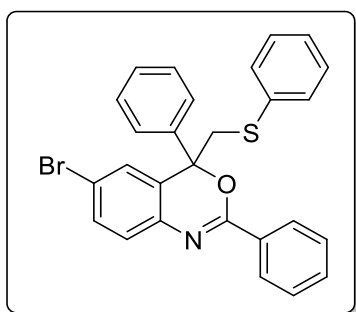
HRMS (ESI) m/z calcd for $\text{C}_{27}\text{H}_{21}\text{FNOS}$ $[\text{M}+\text{H}]^+$ 426.1323, found 426.1337.

6-chloro-2,4-diphenyl-4-((phenylthio)methyl)-4*H*-benzo[*d*][1,3]oxazine (3ca)



The title compound was prepared according to the general working procedure and purified by column chromatography (PE:EA = 20:1~6:1) to give the product as a colorless oil: 83 % yield (73 mg). ^1H NMR (400 MHz, Chloroform-*d*) δ 8.15 – 8.05 (m, 2H), 7.51 – 7.43 (m, 1H), 7.43 – 7.35 (m, 4H), 7.33 – 7.24 (m, 7H), 7.20 – 7.09 (m, 3H), 7.06 – 7.05 (m, 1H), 3.89 (s, 2H). ^{13}C NMR (101 MHz, CDCl_3) δ 156.3, 141.2, 138.2, 136.2, 131.8, 131.6, 131.4, 130.6, 129.3, 128.9, 128.5, 128.3, 128.2, 128.0, 126.8, 126.6, 126.0, 125.0, 83.5, 45.2. HRMS (ESI) m/z calcd for $\text{C}_{27}\text{H}_{21}\text{ClNOS}$ $[\text{M}+\text{H}]^+$ 442.1027, found 442.1036.

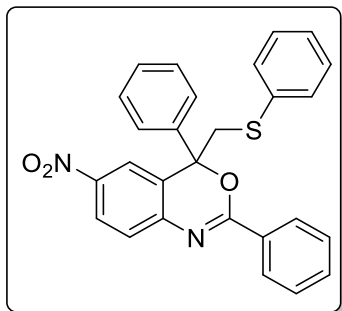
6-bromo-2,4-diphenyl-4-((phenylthio)methyl)-4*H*-benzo[*d*][1,3]oxazine (3da)



The title compound was prepared according to the general working procedure and purified by column chromatography (PE:EA = 20:1~6:1) to give the product as a colorless oil: 85 % yield (82 mg). ^1H NMR (400 MHz, Chloroform-*d*) δ 8.11 – 8.09 (m, 2H), 7.49 – 7.47 (m, 1H), 7.46 (dd, $J = 8.4, 2.2$ Hz, 1H), 7.44 – 7.40 (m, 4H), 7.39 – 7.30 (m, 5H), 7.28 (d, $J = 7.5$ Hz, 1H), 7.25 – 7.13 (m, 4H), 3.90 (s, 2H). ^{13}C NMR (101 MHz, CDCl_3) δ 156.5, 141.2, 138.6, 136.2, 132.4, 131.8, 131.7, 130.7, 128.9, 128.7, 128.6,

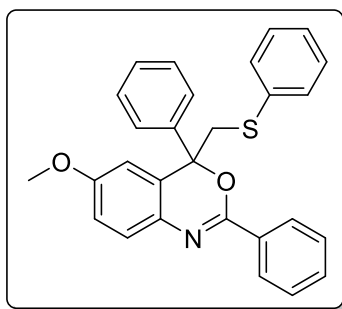
128.3, 128.1, 127.9, 127.1, 126.7, 126.0, 119.3, 83.5, 45.3. HRMS (ESI) m/z calcd for $C_{27}H_{21}BrNOS$ $[M+H]^+$ 486.0522, found 486.0525.

6-nitro-2,4-diphenyl-4-((phenylthio)methyl)-4H-benzo[d][1,3]oxazine (3ea)



The title compound was prepared according to the general working procedure and purified by column chromatography (PE:EA = 20:1~6:1) to give the product as a colorless oil: 70 % yield (63 mg). 1H NMR (400 MHz, $CDCl_3$) δ 8.10 (d, $J = 7.6$ Hz, 2H), 7.47 (t, $J = 7.2$ Hz, 1H), 7.43 – 7.32 (m, 6H), 7.31 – 7.10 (m, 9H), 3.93 (d, $J = 13.9$ Hz, 1H), 3.84 (d, $J = 13.9$ Hz, 1H). ^{13}C NMR (101 MHz, $CDCl_3$) δ 156.0, 140.9, 139.5, 136.5, 132.1, 131.6, 131.5, 130.5, 129.6, 129.0, 128.4, 128.1, 126.7, 126.6, 125.8, 124.7, 122.6, 83.2, 45.0. HRMS (ESI) m/z calcd for $C_{27}H_{21}N_2O_3S$ $[M+H]^+$ 453.1268, found 453.1602.

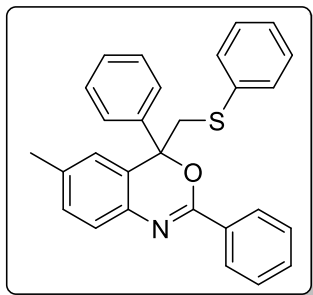
6-methoxy-2,4-diphenyl-4-((phenylthio)methyl)-4H-benzo[d][1,3]oxazine (3fa)



The title compound was prepared according to the general working procedure and purified by column chromatography (PE:EA = 20:1~6:1) to give the product as a colorless oil: 90 % yield (78 mg). 1H NMR (400 MHz, Chloroform-*d*) δ 8.18 – 8.02 (m, 2H), 7.46 – 7.34 (m, 5H), 7.33 – 7.20 (m, 6H), 7.19 – 7.12 (m, 2H), 7.12 – 7.06 (m, 1H), 6.92 – 6.82 (m, 1H), 6.67 (dd, $J = 2.8, 1.0$ Hz, 1H), 3.96 – 3.86 (m, 2H), 3.73 (s, 3H). ^{13}C NMR (101 MHz, $CDCl_3$) δ 158.0, 154.4, 141.7, 136.7, 133.1, 132.3, 131.0, 130.3, 128.8,

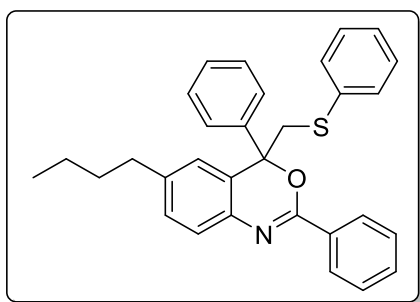
128.3, 128.2, 128.1, 128.0, 127.7, 126.6, 126.3, 126.0, 113.6, 111.1, 83.4, 55.4, 45.1. HRMS (ESI) m/z calcd for $C_{28}H_{24}NO_2S$ $[M+H]^+$ 438.15222, found 426.1543.

6-methyl-2,4-diphenyl-4-((phenylthio)methyl)-4H-benzo[d][1,3]oxazine (3ga)



The title compound was prepared according to the general working procedure and purified by column chromatography (PE:EA = 20:1~6:1) to give the product as a colorless oil: 95 % yield (80 mg). 1H NMR (400 MHz, Chloroform- d) δ 8.17 – 8.05 (m, 2H), 7.47 – 7.34 (m, 5H), 7.33 – 7.20 (m, 6H), 7.19 – 7.05 (m, 4H), 6.89 (d, J = 1.9 Hz, 1H), 3.94 (d, J = 13.9 Hz, 1H), 3.89 (d, J = 13.9 Hz, 1H), 2.30 (s, 3H). ^{13}C NMR (101 MHz, $CDCl_3$) δ 155.4, 142.0, 137.1, 136.8, 136.2, 132.3, 131.2, 130.3, 129.9, 128.8, 128.3, 128.2, 128.1, 127.8, 126.6, 126.3, 126.3, 126.1, 125.3, 83.6, 45.2, 21.4. HRMS (ESI) m/z calcd for $C_{28}H_{24}NOS$ $[M+H]^+$ 442.1573, found 442.1598.

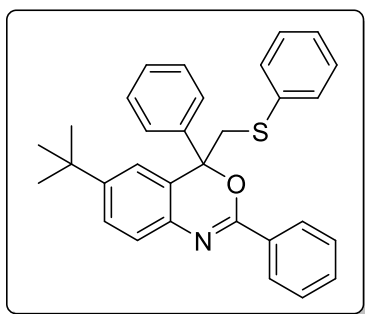
6-butyl-2,4-diphenyl-4-((phenylthio)methyl)-4H-benzo[d][1,3]oxazine (3ha)



The title compound was prepared according to the general working procedure and purified by column chromatography (PE:EA = 20:1~6:1) to give the product as a yellow oil: 94 % yield (87 mg). 1H NMR (400 MHz, Chloroform- d) δ 8.07 – 7.97 (m, 2H), 7.39 – 7.33 (m, 1H), 7.33 – 7.27 (m, 4H), 7.23 – 7.13 (m, 6H), 7.11 – 7.05 (m, 3H), 7.05 – 6.99 (m, 1H), 6.84 (s, 1H), 3.88 (d, J = 13.8 Hz, 1H), 3.82 (d, J = 12.8 Hz, 1H), 2.49 (t, J = 7.8 Hz, 2H), 1.55 – 1.42 (m, 2H), 1.31- 1.20 (m, 2H), 0.83 (t, J = 7.3 Hz, 3H).

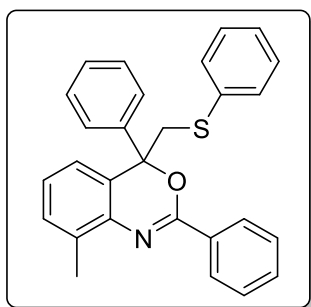
^{13}C NMR (101 MHz, CDCl_3) δ 155.4, 142.0, 141.3, 137.3, 136.9, 132.4, 131.1, 130.3, 129.2, 128.8, 128.3, 128.2, 128.1, 127.9, 126.5, 126.3, 126.1, 125.3, 124.7, 82.6, 45.2, 35.5, 33.5, 22.3, 13.9. HRMS (ESI) m/z calcd for $\text{C}_{31}\text{H}_{30}\text{NOS}$ $[\text{M}+\text{H}]^+$ 464.2043, found 464.2035.

6-(tert-butyl)-2,4-diphenyl-4-((phenylthio)methyl)-4H-benzo[d][1,3]oxazine (3ia)



The title compound was prepared according to the general working procedure and purified by column chromatography (PE:EA = 20:1~6:1) to give the product as a colorless oil: 80 % yield (74 mg). ^1H NMR (400 MHz, Chloroform- d) δ 8.12 (d, J = 6.7 Hz, 2H), 7.45 – 7.41 (m, 1H), 7.41 – 7.35 (m, 5H), 7.33 – 7.23 (m, 6H), 7.19 – 7.12 (m, 3H), 7.12 – 7.05 (m, 1H), 3.98 (d, J = 13.8 Hz, 1H), 3.94 (s, 1H), 1.28 (s, 9H). ^{13}C NMR (101 MHz, CDCl_3) 155.6, 149.5, 142.0, 137.1, 136.9, 132.4, 131.2, 130.3, 128.8, 128.3, 128.2, 128.1, 127.9, 126.3, 126.2, 126.1, 126.0, 125.0, 121.7, 83.8, 45.25, 34.7, 31.3. HRMS (ESI) m/z calcd for $\text{C}_{31}\text{H}_{30}\text{NOS}$ $[\text{M}+\text{H}]^+$ 464.2043, found 464.2035.

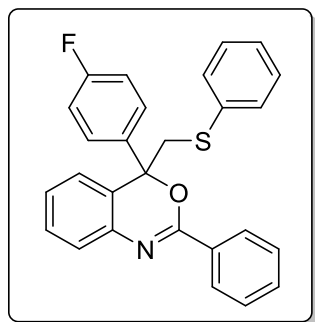
8-methyl-2,4-diphenyl-4-((phenylthio)methyl)-4H-benzo[d][1,3]oxazine (3ja)



The title compound was prepared according to the general working procedure and purified by column chromatography (PE:EA = 20:1~6:1) to give the product as a colorless oil: 96 % yield (81 mg). ^1H NMR (400 MHz, Chloroform- d) δ 8.16 (d, J = 8.2, 1.5 Hz, 2H), 7.50 – 7.44 (m, 1H), 7.43 – 7.37 (m, 4H), 7.34 – 7.29 (m, 2H), 7.29 – 7.21 (m, 4H), 7.19 (t, J = 7.6 Hz, 2H), 7.15 – 7.08 (m, 2H), 7.01 (d, J = 7.6 Hz,

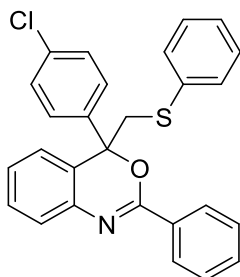
1H), 3.96 (d, $J = 13.8$ Hz, 1H), 3.89 (d, $J = 13.8$ Hz, 1H), 2.53 (s, 3H). ^{13}C NMR (101 MHz, CDCl_3) δ 155.0, 142.0, 137.7, 136.9, 134.1, 132.6, 131.2, 130.6, 130.2, 128.8, 128.3, 128.2, 128.0, 126.8, 126.3, 126.1, 125.7, 122.3, 83.5, 45.1, 17.2. HRMS (ESI) m/z calcd for $\text{C}_{28}\text{H}_{24}\text{NOS}$ $[\text{M}+\text{H}]^+$ 442.1573, found 442.1598.

4-(4-fluorophenyl)-2-phenyl-4-((phenylthio)methyl)-4H-benzo[d][1,3]oxazine (3ka)



The title compound was prepared according to the general working procedure and purified by column chromatography (PE:EA = 20:1~6:1) to give the product as a colorless oil: 83 % yield (70 mg). ^1H NMR (400 MHz, Chloroform- d) δ 8.10 (d, $J = 7.8$ Hz, 2H), 7.46 (d, $J = 7.3$ Hz, 1H), 7.43 – 7.32 (m, 6H), 7.29 (d, $J = 7.5$ Hz, 2H), 7.23 – 7.10 (m, 5H), 6.95 (t, $J = 8.6$ Hz, 2H), 3.94 (d, $J = 13.9$ Hz, 1H), 3.87 (d, $J = 13.9$ Hz, 1H). ^{13}C NMR (101 MHz, CDCl_3) δ 162.4(d, $J = 248.9$ Hz), 156.01, 139.40, 137.60 (d, $J = 3.1$ Hz), 136.45, 132.03, 131.50, 130.34, 129.44, 128.86, 128.23, 128.14, 128.05, 127.95, 126.76, 126.49, 125.59, 124.63, 115.2 (d, $J = 21.6$ Hz), 83.10, 45.11. ^{19}F NMR (376 MHz, CDCl_3) δ -113.62. HRMS (ESI) m/z calcd for $\text{C}_{27}\text{H}_{21}\text{FNOS}$ $[\text{M}+\text{H}]^+$ 426.1323, found 426.1337.

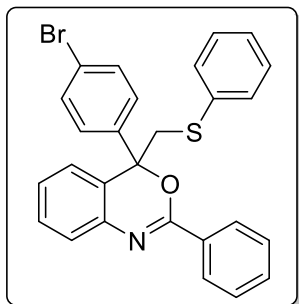
4-(4-chlorophenyl)-2-phenyl-4-((phenylthio)methyl)-4H-benzo[d][1,3]oxazine (3ma)



The title compound was prepared according to the general working procedure and purified by column chromatography (PE:EA = 20:1~6:1) to give the product as a colorless oil: 77 % yield (68 mg). ^1H NMR (400 MHz, Chloroform- d) δ 8.10 (d, $J = 7.6$ Hz, 2H), 7.51 – 7.45 (m, 1H), 7.44 – 7.36 (m, 4H), 7.34 –

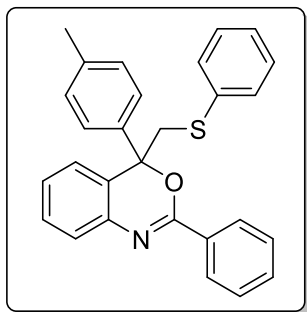
7.23 (m, 7H), 7.18 (t, $J = 7.6$ Hz, 2H), 7.13 (t, $J = 7.3$ Hz, 2H), 3.94 (d, $J = 13.9$ Hz, 1H), 3.86 (d, $J = 13.9$ Hz, 1H). ^{13}C NMR (101 MHz, CDCl_3) δ 156.0, 140.2, 139.3, 136.4, 134.3, 131.9, 131.6, 130.4, 129.5, 128.9, 128.5, 128.3, 128.0, 127.7, 126.6, 126.5, 125.6, 124.6, 83.2, 45.0. HRMS (ESI) m/z calcd for $\text{C}_{27}\text{H}_{21}\text{ClNOS}$ $[\text{M}+\text{H}]^+$ 442.1027, found 464.0846.

4-(4-bromophenyl)-2-phenyl-4-((phenylthio)methyl)-4H-benzo[d][1,3]oxazine (3na)



The title compound was prepared according to the general working procedure and purified by column chromatography (PE:EA = 20:1~6:1) to give the product as a colorless oil: 68 % yield (66 mg). ^1H NMR (400 MHz, Chloroform- d) δ 8.19 – 8.08 (m, 3H), 7.94 (s, 1H), 7.52 (t, $J = 7.4$ Hz, 1H), 7.46 – 7.38 (m, 3H), 7.38 – 7.28 (m, 5H), 7.27 – 7.22 (m, 2H), 7.17 – 7.07 (m, 3H), 3.97 (s, 2H). ^{13}C NMR (101 MHz, CDCl_3) δ 158.9, 145.4, 145.2, 141.0, 135.6, 132.5, 131.2, 130.9, 128.9, 128.9, 128.8, 128.5, 128.4, 127.2, 126.9, 126.0, 125.7, 124.9, 121.2, 84.2, 45.6. HRMS (ESI) m/z calcd for $\text{C}_{27}\text{H}_{21}\text{BrNOS}$ $[\text{M}+\text{H}]^+$ 486.0522, found 486.0525.

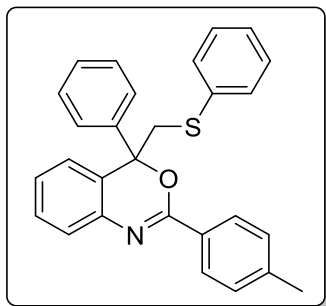
2-phenyl-4-((phenylthio)methyl)-4-(p-tolyl)-4H-benzo[d][1,3]oxazine (3oa)



The title compound was prepared according to the general working procedure and purified by column chromatography (PE:EA = 20:1~6:1) to give the product as a colorless oil: 72 % yield (61 mg). ^1H NMR (400 MHz, Chloroform- d) δ 8.11 (d, $J = 8.1$ Hz, 2H), 7.47 – 7.41 (m, 1H), 7.41 – 7.32 (m, 4H), 7.30 –

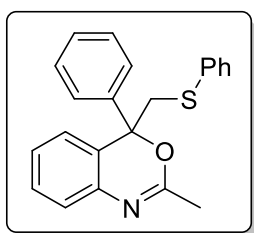
7.25 (m, 4H), 7.22 – 7.04 (m, 7H), 3.94 (d, $J = 13.9$ Hz, 1H), 3.89 (d, $J = 13.9$ Hz, 1H), 2.27 (s, 3H). ^{13}C NMR (101 MHz, CDCl_3) δ 156.2, 139.5, 139.0, 138.1, 136.7, 132.2, 131.3, 130.2, 129.2, 129.0, 128.8, 128.1, 128.0, 127.1, 126.3, 126.3, 126.0, 125.4, 124.8, 83.5, 45.0, 21.0. HRMS (ESI) m/z calcd for $\text{C}_{28}\text{H}_{24}\text{NOS}$ $[\text{M}+\text{H}]^+$ 442.1573, found 442.1556.

4-phenyl-4-((phenylthio)methyl)-2-(p-tolyl)-4H-benzo[*d*][1,3]oxazine (3pa)



The title compound was prepared according to the general working procedure and purified by column chromatography (PE:EA = 20:1~6:1) to give the product as a colorless oil: 95 % yield (80 mg). ^1H NMR (400 MHz, Chloroform-*d*) δ 8.02 (d, $J = 8.0$ Hz, 2H), 7.38 (d, $J = 6.8$ Hz, 2H), 7.35 – 7.31 (m, 2H), 7.31 – 7.23 (m, 5H), 7.21 – 7.07 (m, 7H), 3.95 (d, $J = 13.8$ Hz, 1H), 3.88 (d, $J = 13.8$ Hz, 1H), 2.37 (s, 3H). ^{13}C NMR (101 MHz, CDCl_3) δ 156.3, 141.8, 141.7, 139.6, 136.7, 130.2, 129.4, 129.2, 128.9, 128.8, 128.3, 128.2, 128.0, 126.9, 126.3, 126.1, 126.0, 125.3, 124.7, 83.4, 45.0, 21.6. HRMS (ESI) m/z calcd for $\text{C}_{28}\text{H}_{24}\text{NOS}$ $[\text{M}+\text{H}]^+$ 442.1573, found 442.1598.

2-methyl-4-phenyl-4-((phenylthio)methyl)-4H-benzo[*d*][1,3]oxazine (3qa)

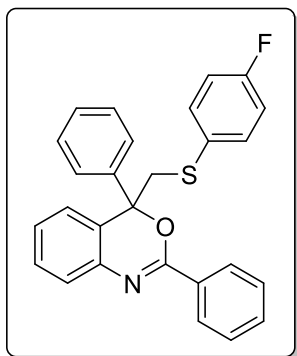


The title compound was prepared according to the general working procedure and purified by column chromatography (PE:EA = 20:1~6:1) to give the product as a colorless oil: 67 % yield (46 mg). ^1H NMR (400 MHz, Chloroform-*d*) δ 7.38 – 7.26 (m, 8H), 7.23 (t, $J = 7.0$ Hz, 2H), 7.20 – 7.11 (m, 3H), 7.01 (d, $J = 7.6$ Hz, 1H), 3.82 (s, 2H), 2.03 (s, 3H). ^{13}C NMR (101 MHz, CDCl_3) δ 159.6, 142.3, 138.8,

136.6, 130.2, 129.2, 128.8, 128.4, 128.3, 126.4, 126.1, 126.0, 125.9, 125.0, 124.5, 83.2, 45.1, 21.5.

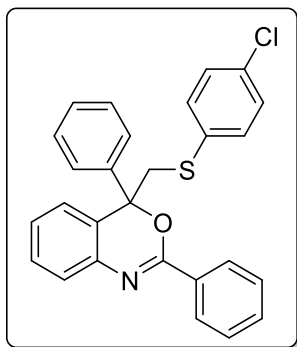
HRMS (ESI) m/z calcd for $C_{22}H_{20}NOS$ $[M+H]^+$ 346.1260, found 346.1266.

4-(((4-fluorophenyl)thio)methyl)-2,4-diphenyl-4H-benzo[*d*][1,3]oxazine (3ab)



The title compound was prepared according to the general working procedure and purified by column chromatography (PE:EA = 20:1~6:1) to give the product as a colorless oil: 87 % yield (74 mg). 1H NMR (400 MHz, Chloroform-*d*) δ 8.10 (d, J = 7.6 Hz, 2H), 7.47 (t, J = 7.3 Hz, 1H), 7.43 – 7.33 (m, 6H), 7.31 – 7.21 (m, 5H), 7.22 – 7.16 (m, 1H), 7.09 (d, J = 7.6 Hz, 1H), 6.83 (t, J = 8.5 Hz, 2H), 3.90 (d, J = 14.1 Hz, 1H), 3.84 (d, J = 14.1 Hz, 1H). ^{13}C NMR (101 MHz, $CDCl_3$) δ 161.9 (d, J = 247.1 Hz), 155.98, 141.87, 139.45, 133.39 (d, J = 8.1 Hz), 132.11, 131.55 (d, J = 3.5 Hz), 131.44, 129.27, 128.37, 128.26, 128.18, 127.90, 126.74, 126.39, 126.02, 125.54, 124.76, 115.86 (d, J = 21.9 Hz), 83.73, 46.45. ^{19}F NMR (376 MHz, $CDCl_3$) δ -114.97. HRMS (ESI) m/z calcd for $C_{27}H_{20}FNOS$ $[M+H]^+$ 426.1323, found 426.1337.

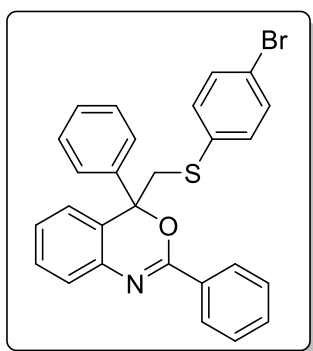
4-(((4-chlorophenyl)thio)methyl)-2,4-diphenyl-4H-benzo[*d*][1,3]oxazine (3ac)



The title compound was prepared according to the general working procedure and purified by column chromatography (PE:EA = 20:1~6:1) to give the product as a colorless oil: 86 % yield (76 mg). 1H NMR

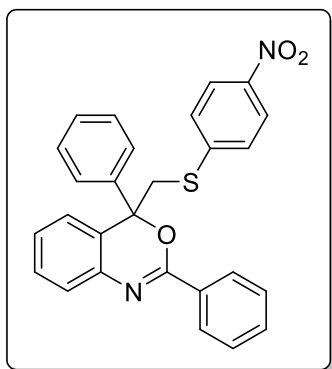
(400 MHz, Chloroform-*d*) δ 7.98 (d, $J = 7.7$ Hz, 2H), 7.38 (t, $J = 7.3$ Hz, 1H), 7.34 – 7.23 (m, 6H), 7.23 – 7.15 (m, 3H), 7.11 – 7.09 (m, 3H), 7.00 (d, $J = 8.4$ Hz, 3H), 3.82 (d, $J = 14.1$ Hz, 1H), 3.76 (d, $J = 14.0$ Hz, 1H). ^{13}C NMR (101 MHz, CDCl_3) δ 155.9, 141.8, 139.4, 135.1, 132.5, 132.0, 131.8, 131.4, 129.3, 128.9, 128.4, 128.3, 128.2, 127.8, 126.7, 126.4, 126.0, 125.6, 124.7, 83.6, 45.4. HRMS (ESI) m/z calcd for $\text{C}_{27}\text{H}_{20}\text{ClNOS}$ $[\text{M}+\text{H}]^+$ 442.1027, found 442.1036.

4-(((4-bromophenyl)thio)methyl)-2,4-diphenyl-4*H*-benzo[*d*][1,3]oxazine (3ad)



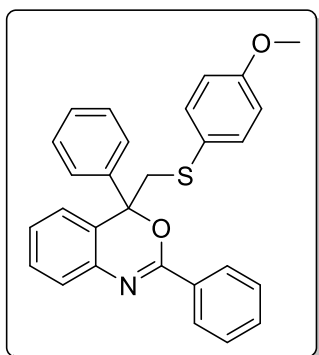
The title compound was prepared according to the general working procedure and purified by column chromatography (PE:EA = 20:1~6:1) to give the product as a colorless oil: 83 % yield (80 mg).. ^1H NMR (400 MHz, CDCl_3) δ 8.22 – 8.08 (m, 3H), 7.95 (s, 1H), 7.53 (t, $J = 7.3$ Hz, 1H), 7.49 – 7.39 (m, 3H), 7.39 – 7.29 (m, 5H), 7.29 – 7.24 (m, 2H), 7.19 – 7.04 (m, 3H), 3.97 (s, 2H). ^{13}C NMR (101 MHz, CDCl_3) δ 159.0, 145.4, 145.2, 141.0, 135.6, 132.5, 131.2, 130.9, 129.0, 128.9, 128.8, 128.5, 128.4, 127.2, 126.9, 126.0, 125.7, 124.9, 121.2, 84.2, 45.6. HRMS (ESI) m/z calcd for $\text{C}_{27}\text{H}_{21}\text{BrNOS}$ $[\text{M}+\text{H}]^+$ 486.0522, found 486.0525.

4-(((4-nitrophenyl)thio)methyl)-2,4-diphenyl-4H-benzo[d][1,3]oxazine (3ae)



The title compound was prepared according to the general working procedure and purified by column chromatography (PE:EA = 20:1~6:1) to give the product as a yellow oil: 80 % yield (72 mg). ^1H NMR (400 MHz, Chloroform-*d*) δ 8.11 – 8.03 (m, 2H), 8.00 – 7.91 (m, 2H), 7.47 – 7.40 (m, 3H), 7.39 – 7.26 (m, 9H), 7.23 – 7.18 (m, 1H), 7.15 – 7.09 (m, 1H), 4.00 (s, 2H). ^{13}C NMR (101 MHz, CDCl_3) δ 155.7, 146.6, 145.2, 141.2, 139.2, 131.8, 131.7, 129.6, 128.6, 128.5, 128.2, 127.8, 127.5, 126.6, 126.4, 126.0, 125.7, 124.6, 123.7, 83.1, 42.9. HRMS (ESI) m/z calcd for $\text{C}_{27}\text{H}_{21}\text{N}_2\text{O}_3\text{S}$ $[\text{M}+\text{H}]^+$ 453.1268, found 453.1297.

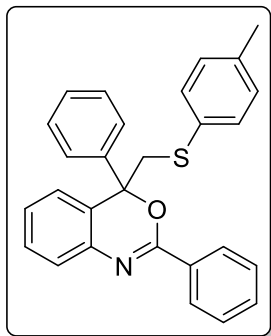
4-(((4-methoxyphenyl)thio)methyl)-2,4-diphenyl-4H-benzo[d][1,3]oxazine (3af)



The title compound was prepared according to the general working procedure and purified by column chromatography (PE:EA = 20:1~6:1) to give the product as a colorless oil: 81 % yield (71 mg). ^1H NMR (400 MHz, Chloroform-*d*) δ 8.17 – 8.04 (m, 2H), 7.50 – 7.44 (m, 1H), 7.43 – 7.33 (m, 6H), 7.29 – 7.22 (m, 5H), 7.22 – 7.16 (m, 1H), 7.13 – 7.07 (m, 1H), 6.72 – 6.57 (m, 2H), 3.86 (d, $J = 14.0$ Hz, 1H), 3.80 (d, $J = 14.1$ Hz, 1H), 3.68 (s, 3H). ^{13}C NMR (101 MHz, CDCl_3) δ 158.0, 155.2, 141.1, 138.4, 132.9,

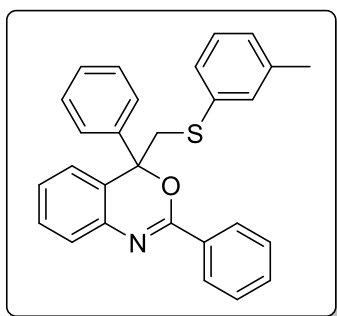
131.2, 130.4, 128.2, 127.3, 127.2, 127.1, 127.0, 125.9, 125.9, 125.4, 125.0, 124.4, 123.9, 113.4, 83.0, 54.2, 46.2. HRMS (ESI) m/z calcd for $C_{28}H_{24}NO_2S$ $[M+H]^+$ 438.1522, found 438.1543.

2,4-diphenyl-4-((p-tolylthio)methyl)-4H-benzo[d][1,3]oxazine (3ag)



The title compound was prepared according to the general working procedure and purified by column chromatography (PE:EA = 20:1~6:1) to give the product as a colorless oil: 96 % yield (81 mg). Colorless oil. 1H NMR (400 MHz, Chloroform-*d*) δ 8.16 – 8.06 (m, 2H), 7.48 – 7.42 (m, 1H), 7.41 – 7.32 (m, 6H), 7.30 – 7.22 (m, 3H), 7.22 – 7.16 (m, 3H), 7.15 – 7.09 (m, 1H), 6.99 – 6.90 (m, 2H), 3.91 (d, J = 13.9 Hz, 1H), 3.86 (d, J = 14.0 Hz, 1H), 2.23 (s, 3H). ^{13}C NMR (101 MHz, $CDCl_3$) δ 156.1, 142.0, 139.5, 136.5, 133.0, 132.2, 131.3, 131.0, 129.6, 129.2, 128.3, 128.2, 128.1, 129.0, 126.9, 126.3, 126.0, 125.4, 124.8, 83.7, 45.8, 20.9. HRMS (ESI) m/z calcd for $C_{28}H_{23}NOS$ $[M+H]^+$ 422.1573, found 422.1598.

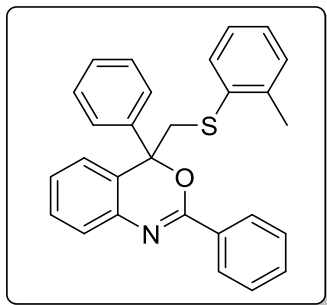
2,4-diphenyl-4-((m-tolylthio)methyl)-4H-benzo[d][1,3]oxazine (3ah)



The title compound was prepared according to the general working procedure and purified by column chromatography (PE:EA = 20:1~6:1) to give the product as a colorless oil: 93 % yield (78 mg). Colorless oil. 1H NMR (400 MHz, Chloroform-*d*) δ 8.13 (d, J = 8.0 Hz, 2H), 7.45 (t, J = 7.2 Hz, 1H), 7.42 – 7.31 (m, 6H), 7.30 – 7.22 (m, 3H), 7.22 – 7.15 (m, 1H), 7.15 – 7.01 (m, 4H), 6.90 (d, J = 7.3 Hz, 1H), 3.94 (d, J = 14.0 Hz, 1H), 3.89 (d, J = 13.9 Hz, 1H), 2.17 (s, 3H). ^{13}C NMR (101 MHz, $CDCl_3$) δ 156.1, 141.9, 139.5, 138.6,

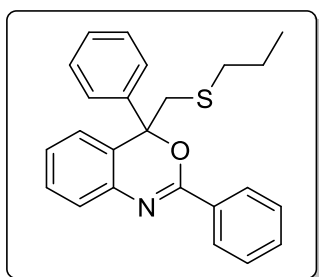
136.3, 132.2, 131.3, 131.1, 129.2, 128.6, 128.3, 128.2, 128.1, 128.0, 127.4, 127.3, 126.9, 126.4, 126.1, 125.5, 124.8, 83.6, 45.2, 21.2. HRMS (ESI) m/z calcd for $C_{28}H_{23}NOS$ $[M+H]^+$ 422.1573, found 422.1598.

2,4-diphenyl-4-((*o*-tolylthio)methyl)-4*H*-benzo[*d*][1,3]oxazine (3ai)



The title compound was prepared according to the general working procedure and purified by column chromatography (PE:EA = 20:1~6:1) to give the product as a colorless oil: 88 % yield (74 mg). 1H NMR (400 MHz, Chloroform-*d*) δ 8.13 (d, J = 8.1 Hz, 2H), 7.47 (t, J = 7.2 Hz, 1H), 7.43 – 7.34 (m, 6H), 7.32 – 7.19 (m, 5H), 7.13 (d, J = 7.7 Hz, 1H), 7.08 – 7.02 (m, 3H), 3.90 (d, J = 13.7 Hz, 1H), 3.84 (d, J = 13.7 Hz, 1H), 2.25 (s, 3H). ^{13}C NMR (101 MHz, $CDCl_3$) δ 156.2, 141.9, 139.5, 138.9, 135.9, 132.2, 131.4, 130.5, 130.1, 129.2, 128.3, 128.2, 128.1, 128.0, 126.8, 126.5, 126.4, 126.3, 126.0, 125.5, 124.9, 83.7, 44.8, 20.6. HRMS (ESI) m/z calcd for $C_{28}H_{23}NOS$ $[M+H]^+$ 422.1573, found 422.1598.

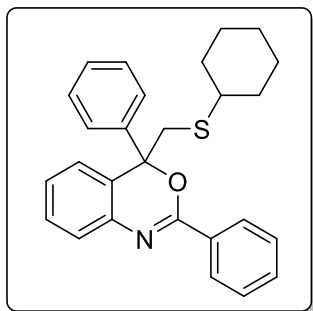
2,4-diphenyl-4-((propylthio)methyl)-4*H*-benzo[*d*][1,3]oxazine (3aj)



The title compound was prepared according to the general working procedure and purified by column chromatography (PE:EA = 20:1~6:1) to give the product as a colorless oil: 73 % yield (54 mg). 1H NMR (400 MHz, $CDCl_3$) δ 8.26 (d, J = 7.3 Hz, 2H), 7.56 – 7.39 (m, 5H), 7.36 (d, J = 4.0 Hz, 2H), 7.33 – 7.19 (m, 5H), 7.13 (d, J = 7.6 Hz, 1H), 3.57 – 3.41 (m, 2H), 2.52 – 2.33 (m, 2H), 1.62 – 1.43 (m, 2H), 0.86 (t, J = 7.3 Hz, 3H). ^{13}C NMR (101 MHz, $CDCl_3$) δ 156.2, 142.2, 139.5, 132.4, 131.5, 129.1, 128.3, 128.2,

128.0, 127.4, 126.3, 126.2, 125.4, 124.9, 84.1, 42.2, 36.2, 22.9, 13.3. HRMS (ESI) m/z calcd for $C_{24}H_{24}NOS$ $[M+H]^+$ 374.1573, found 374.1577.

4-((cyclohexylthio)methyl)-2,4-diphenyl-4H-benzo[d][1,3]oxazine (3ak)



The title compound was prepared according to the general working procedure and purified by column chromatography (PE:EA = 20:1~6:1) to give the product as a colorless oil: 68 % yield (56 mg). 1H NMR (400 MHz, $CDCl_3$) δ 8.26 (d, $J = 7.5$ Hz, 2H), 7.53 – 7.39 (m, 5H), 7.38 – 7.25 (m, 5H), 7.20 (t, $J = 6.9$ Hz, 1H), 7.10 (d, $J = 7.6$ Hz, 1H), 3.50 (s, 2H), 2.50 (t, $J = 10.6$ Hz, 1H), 1.92 (d, $J = 12.4$ Hz, 1H), 1.83 (d, $J = 12.5$ Hz, 1H), 1.65 (t, $J = 12.4$ Hz, 2H), 1.57 – 1.45 (m, 1H), 1.31 – 1.08 (m, 5H). ^{13}C NMR (101 MHz, $CDCl_3$) δ 156.3, 142.1, 139.4, 132.4, 131.5, 129.1, 128.3, 128.1, 128.0, 127.6, 126.3, 125.3, 125.0, 83.9, 45.1, 39.9, 33.6, 33.5, 26.0, 25.9, 25.6. HRMS (ESI) m/z calcd for $C_{27}H_{28}NOS$ $[M+H]^+$ 414.1886, found 414.1887.

5. DFT calculations

5.1 Gibbs energy profiles

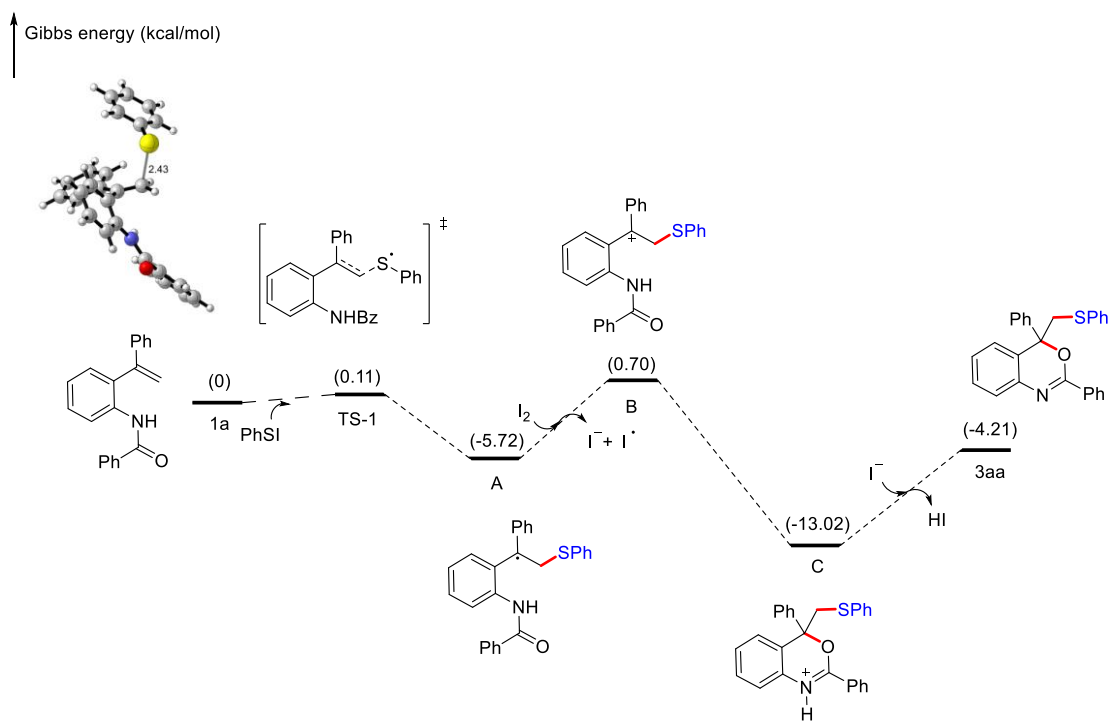


Fig. S1 Gibbs energy profiles for the radical pathway.

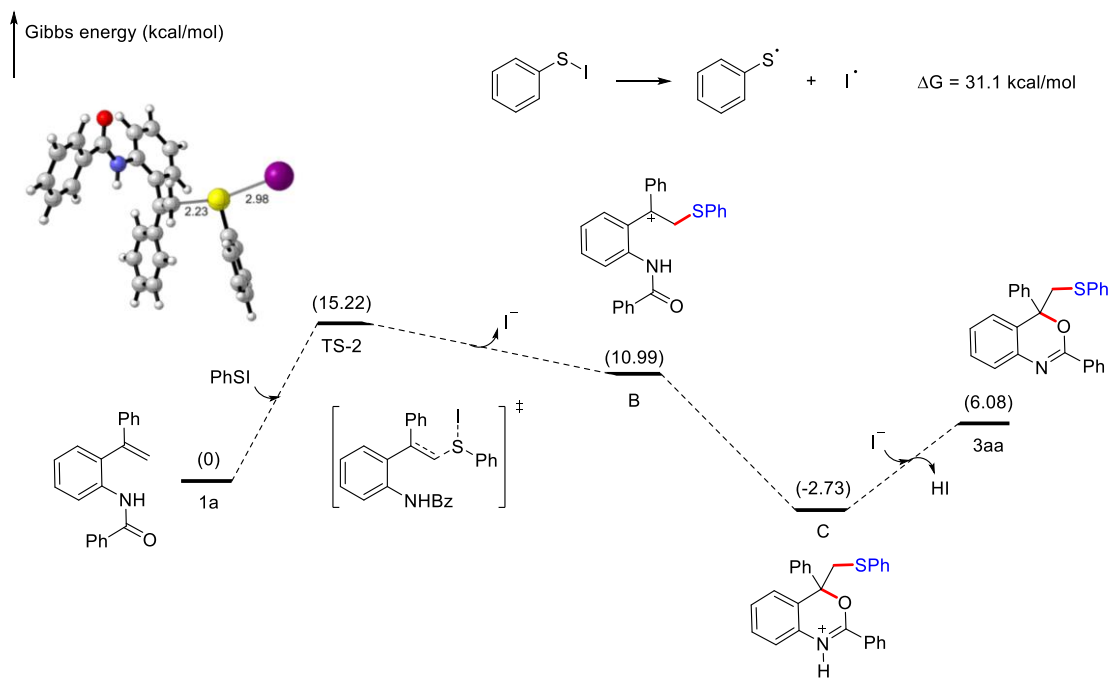


Fig. S2 Gibbs energy profiles for the reaction pathway involved PhSI.

5.2 Computational Methods and results

All the calculations were performed with the Gaussian 09 RevB.01 program suite.² The geometry optimization and energy calculations of the reactants, transition states, intermediates and products in this manuscript were fully optimized by the DFT/B3LYP method with the 6-311G (d, p) basis set (LanL2DZ for iodine) in solution phase using CPCM(Conductro-like Polarizable Continuum Model) in acetonitrile. Vibrational frequency analysis was calculated at the same level of theory to validate each structure as either a minimum or a transition state. For each transition state, the intrinsic reaction coordinate (IRC) analysis was conducted to ensure that it connects the right reactant and product. 3D structures were generated by CYLview, key bond distances shown in units of Å.

5.3 Gibbs free energy and Cartesian coordinate of optimized structures

Compound 1a

EE+TCG: -940.420155 Hartree

Cartesian coordinate of optimized structures:

C	-0.22681300	3.60022400	-0.66561100
C	-1.11108600	2.84962500	-1.43641900
C	-1.05485700	1.46000900	-1.40066300
C	-0.13514500	0.80537500	-0.57673500
C	0.77205200	1.55344800	0.20362800
C	0.70865400	2.95121700	0.13565300
C	1.76565500	0.89844900	1.10917500
C	1.77128500	1.19524200	2.41676000
C	2.76407900	-0.03602500	0.51563300
N	-0.09405700	-0.61502900	-0.53545700
C	3.23066000	-1.15299100	1.22837600
C	4.18989800	-1.99906500	0.68062500
C	4.69958000	-1.75312400	-0.59471900
C	4.23708600	-0.65633200	-1.31930600
C	3.27543700	0.19107500	-0.77241600

C	-1.12169800	-1.52682500	-0.53349100
C	-2.48246500	-1.09562600	-0.07246600
O	-0.90961900	-2.69285000	-0.85265200
C	-3.59909900	-1.67116800	-0.68899000
C	-4.88216900	-1.36300000	-0.24755400
C	-5.05903400	-0.50147700	0.83554800
C	-3.94888100	0.05249200	1.47225800
C	-2.66483400	-0.23560200	1.01657900
H	-0.25518900	4.68307100	-0.69586000
H	-1.83317900	3.34044700	-2.07837500
H	-1.72798000	0.87337600	-2.01309300
H	1.41127900	3.52990500	0.72365300
H	2.51410800	0.78460100	3.09057400
H	1.03425400	1.86459400	2.84403900
H	0.81030000	-1.04560000	-0.68985200
H	2.82219900	-1.36890300	2.20855700
H	4.53210700	-2.85875300	1.24565900
H	5.44352600	-2.41554000	-1.02203600
H	4.62525600	-0.45696200	-2.31170800
H	2.92821000	1.04517600	-1.34252500
H	-3.44977200	-2.35765700	-1.51340600
H	-5.74243600	-1.79977800	-0.74144100
H	-6.05787700	-0.26811800	1.18619300
H	-4.08209000	0.70840500	2.32474600
H	-1.80719300	0.19420200	1.51909000

Compound 2a

EE+TCG: -1259.707927 Hartree

Cartesian coordinate of optimized structures:

C	2.67963100	1.86465700	0.72908300
---	------------	------------	------------

C	1.74219600	0.86992400	1.00244200
C	1.86184000	-0.38479700	0.39501500
C	2.92446300	-0.64182800	-0.47913200
C	3.85258400	0.35876800	-0.75312000
C	3.73205200	1.61135200	-0.14918000
H	2.58559200	2.83567400	1.20130300
H	0.92208500	1.06168500	1.68330000
H	3.01899700	-1.61814100	-0.93881200
H	4.67382600	0.15880300	-1.43162300
H	4.45928400	2.38654700	-0.36127400
S	0.69395500	-1.68081400	0.81248000
S	-0.69395500	-1.68081400	-0.81248000
C	-1.86184000	-0.38479700	-0.39501500
C	-2.92446300	-0.64182800	0.47913100
C	-1.74219600	0.86992400	-1.00244100
C	-3.85258500	0.35876900	0.75311900
H	-3.01899800	-1.61814100	0.93881200
C	-2.67963100	1.86465700	-0.72908300
H	-0.92208500	1.06168500	-1.68329900
C	-3.73205200	1.61135200	0.14917900
H	-4.67382700	0.15880300	1.43162300
H	-2.58559100	2.83567400	-1.20130300
H	-4.45928400	2.38654700	0.36127400

Compound I₂

EE+TCG: -22.796874 Hartree

Cartesian coordinate of optimized structures:

I	0.00000000	0.00000000	1.43308000
I	0.00000000	0.00000000	-1.43308000

Compound PhSI

EE+TCG: -641.252344 Hartree

Cartesian coordinate of optimized structures:

C	-3.21564700	-1.21085500	-0.40572700
C	-1.96991300	-1.21592200	0.21199900
C	-1.34391000	-0.00009900	0.52619300
C	-1.96982500	1.21582900	0.21226500
C	-3.21561500	1.21100200	-0.40536300
C	-3.83811200	0.00012900	-0.71353900
H	-3.70226000	-2.14898700	-0.64461900
H	-1.47794300	-2.14925900	0.45542700
H	-1.47781100	2.14908200	0.45592900
H	-3.70217100	2.14922100	-0.64402100
H	-4.80981600	0.00018900	-1.19344800
S	0.17234600	-0.00018900	1.44005800
I	1.99491700	0.00004300	-0.34009700

Compound PhS·

EE+TCG: -629.820917 Hartree

Cartesian coordinate of optimized structures:

C	-1.54333700	-1.20343200	0.00000400
C	-0.15032900	-1.21319000	0.00000300
C	0.55175700	-0.00000300	0.00001000
C	-0.15032600	1.21318900	0.00000200
C	-1.54333300	1.20343400	0.00000500
C	-2.24679600	0.00000200	0.00001200
H	-2.07704400	-2.14719100	0.00000100
H	0.38352700	-2.15605800	-0.00000500
H	0.38353300	2.15605400	-0.00000600
H	-2.07703900	2.14719400	0.00000300

H	-3.33017400	0.00000400	0.00001300
S	2.32571200	0.00000000	-0.00001400

Compound I

EE+TCG: -11.381837 Hartree

Cartesian coordinate of optimized structures:

I	0.00000000	0.00000000	0.00000000
---	------------	------------	------------

Compound I

EE+TCG: -11.588041 Hartree

Cartesian coordinate of optimized structures:

I	0.00000000	0.00000000	0.00000000
---	------------	------------	------------

Compound HI

EE+TCG: -12.004155 Hartree

Cartesian coordinate of optimized structures:

I	0.00000000	0.00000000	0.02989600
H	0.00000000	0.00000000	-1.58449200

Compound TS-1

EE+TCG: -1570.240889 Hartree

Cartesian coordinate of optimized structures:

C	0.05132700	4.17279300	-0.21839600
C	1.42425100	4.27345000	-0.43203600
C	2.22996000	3.14007300	-0.41736900
C	1.66574600	1.87487700	-0.19906800
C	0.26915500	1.75685900	0.00383300
C	-0.50982900	2.92085900	0.00596200
C	-0.40123100	0.43500400	0.18501900
C	-0.38389600	-0.46195200	-0.87307900
N	2.45110300	0.70711300	-0.11494400

C	3.75800500	0.51409100	-0.49179400
O	4.44781000	1.37511100	-1.02509100
C	4.30038000	-0.86150900	-0.22121100
C	5.37121000	-1.29614500	-1.01183300
C	5.93187900	-2.55250400	-0.81075500
C	5.44056200	-3.38379700	0.19652500
C	4.38827500	-2.95120800	1.00169300
C	3.81798700	-1.69710800	0.79460000
S	-2.18272600	0.09293300	-2.40948800
C	-1.10278900	0.15657800	1.44281400
C	-2.03406500	-0.89858000	1.56141300
C	-2.65974000	-1.16798400	2.77099600
C	-2.37443400	-0.39990500	3.90194500
C	-1.45530700	0.64481200	3.80737100
C	-0.83145900	0.92260100	2.59699100
C	-3.63317900	-0.61126100	-1.70019500
C	-3.89827700	-1.98997600	-1.81864700
C	-5.05860600	-2.53390600	-1.27964900
C	-5.97809200	-1.71570600	-0.61897200
C	-5.72907800	-0.34737500	-0.49837000
C	-4.56659400	0.20201800	-1.02815600
H	-0.57578600	5.05620700	-0.22863100
H	1.87980100	5.24173200	-0.60542600
H	3.29346900	3.21934300	-0.57561800
H	-1.57725700	2.82822900	0.16789400
H	-0.69959300	-1.48768600	-0.73952300
H	0.29832100	-0.29127300	-1.69510400
H	1.95173300	-0.11530000	0.19082000
H	5.75088800	-0.63676700	-1.78207600
H	6.75257000	-2.88331300	-1.43658700

H	5.88014700	-4.36142200	0.35732100
H	4.01456900	-3.58564700	1.79675300
H	3.02153800	-1.37008700	1.45324500
H	-2.28649600	-1.49951200	0.69812600
H	-3.37733900	-1.97802400	2.83233100
H	-2.86385600	-0.61409500	4.84491600
H	-1.22166400	1.24405100	4.67990600
H	-0.11536700	1.73225700	2.54210600
H	-3.18955600	-2.62267300	-2.33942900
H	-5.25062400	-3.59625600	-1.37878700
H	-6.88336500	-2.14216400	-0.20265900
H	-6.44097500	0.29119400	0.01216900
H	-4.37073500	1.26300400	-0.93240800

Compound TS-2

EE+TCG: -1581.648249 Hartree

Cartesian coordinate of optimized structures:

C	-0.40859200	-1.10437500	3.89623700
C	-1.60426100	-1.81923500	3.85245000
C	-2.48118900	-1.67253400	2.78445600
C	-2.16594400	-0.81410800	1.72194900
C	-0.94463300	-0.09739500	1.74708900
C	-0.09557900	-0.24233400	2.85424500
C	-0.51797800	0.76643100	0.61163700
C	-0.31966800	0.14588000	-0.63050300
N	-3.06518200	-0.58757100	0.66076500
C	-4.09745800	-1.39282000	0.23026000
O	-4.34782700	-2.48650100	0.71806800
C	-4.89837400	-0.84073800	-0.91395700
C	-5.58035300	-1.75890000	-1.72191000

C	-6.34886500	-1.31896400	-2.79373200
C	-6.45975800	0.04625800	-3.06020000
C	-5.80047900	0.96820500	-2.24899600
C	-5.02101300	0.52906400	-1.18140300
S	1.75120200	-0.63802000	-0.36159100
C	-0.31844700	2.19565500	0.82660300
C	0.20302300	3.03839700	-0.18320300
C	0.32993400	4.40277700	0.02282900
C	-0.06353100	4.97202100	1.23632400
C	-0.59117900	4.16309500	2.24226700
C	-0.71789900	2.79550000	2.04326300
C	2.67924800	0.78419600	-0.89449400
C	2.75096200	1.11129400	-2.25673800
C	3.49244900	2.21405200	-2.66628900
C	4.17567100	2.98765600	-1.72528200
C	4.11218700	2.66085800	-0.37116400
C	3.36301700	1.56497100	0.04775900
H	0.27355400	-1.21869600	4.72966100
H	-1.86628200	-2.49158600	4.66111300
H	-3.41095600	-2.21799700	2.76028800
H	0.83711700	0.30767900	2.86935100
H	-0.22095000	0.73491600	-1.53194100
H	-0.74702000	-0.83656900	-0.77912900
H	-2.87907100	0.22727600	0.09646400
H	-5.49449300	-2.81460800	-1.49780200
H	-6.86293500	-2.03865100	-3.42006200
H	-7.06258300	0.39020800	-3.89270200
H	-5.89736200	2.03018400	-2.44123600
H	-4.54317000	1.26617400	-0.54626800
H	0.51730000	2.62703600	-1.13159200

H	0.73584200	5.02746100	-0.76353200
H	0.03406300	6.03998400	1.39199700
H	-0.91084500	4.60016100	3.18054300
H	-1.14743500	2.18491700	2.82506300
H	2.23383700	0.49840900	-2.98498000
H	3.54563000	2.46573200	-3.71898200
H	4.75799300	3.84242200	-2.04905700
H	4.64269000	3.26037300	0.35914200
H	3.31147800	1.30456300	1.09745100
I	4.00651900	-2.57897200	-0.46443800

Compound A

EE+TCG: -1570.250191 Hartree

Cartesian coordinate of optimized structures:

C	-0.16270014	4.19698528	0.13393852
C	1.20483067	4.34195333	-0.08957369
C	2.03166963	3.22565600	-0.16266677
C	1.49080660	1.94076424	-0.02647147
C	0.09899835	1.77368499	0.17104557
C	-0.70051139	2.92099309	0.26745048
C	-0.52297591	0.42309477	0.22859784
C	-0.53005323	-0.35341497	-1.04469167
N	2.30014230	0.78392361	-0.00927611
C	3.56535750	0.61766019	-0.51838310
O	4.16217872	1.48684434	-1.14240571
C	4.17999178	-0.73176593	-0.27364201
C	5.17553116	-1.15748173	-1.16149015
C	5.79478097	-2.39031425	-0.98757687
C	5.43918264	-3.20561596	0.08772010
C	4.46418223	-2.78048780	0.98835353

C	3.83529184	-1.55040791	0.80959575
S	-1.81595615	0.22208182	-2.30537977
C	-1.14687562	-0.05327540	1.42903916
C	-1.90113990	-1.25978477	1.47196561
C	-2.46528755	-1.71636240	2.65255656
C	-2.30716649	-1.00125188	3.84359347
C	-1.56782216	0.18556345	3.83250650
C	-0.99950171	0.65183823	2.65827320
C	-3.34480022	-0.50590124	-1.71110241
C	-3.60899749	-1.86587035	-1.91669818
C	-4.81344425	-2.41585627	-1.48448572
C	-5.76891620	-1.61115684	-0.86262645
C	-5.51594550	-0.25364099	-0.67292722
C	-4.30682516	0.29949926	-1.09239322
H	-0.80599672	5.06671547	0.19676043
H	1.63869765	5.32949418	-0.19762918
H	3.09279601	3.33784565	-0.32167550
H	-1.76486827	2.79728722	0.42899845
H	-0.66526678	-1.42437490	-0.91081040
H	0.39241210	-0.19849751	-1.60550239
H	1.85584166	-0.03690912	0.37665189
H	5.45043770	-0.51014918	-1.98467270
H	6.55580254	-2.71518182	-1.68755106
H	5.92487529	-4.16459985	0.22673078
H	4.19724597	-3.40137552	1.83544770
H	3.10310982	-1.22674550	1.54030632
H	-2.05891273	-1.83182694	0.56822941
H	-3.03872808	-2.63659475	2.64654500
H	-2.75045945	-1.36326209	4.76373936
H	-1.43082196	0.74631959	4.75044152

H	-0.41978306	1.56551358	2.67649588
H	-2.87445309	-2.48734482	-2.41532407
H	-5.00980250	-3.47009886	-1.64324204
H	-6.70807726	-2.04014580	-0.53281533
H	-6.25663172	0.37648180	-0.19389137
H	-4.10632641	1.35298624	-0.94043144

Compound B

EE+TCG: -1570.066954 Hartree

Cartesian coordinate of optimized structures:

C	0.25932000	4.57904500	0.31655800
C	1.57895300	4.41591600	0.76091900
C	2.19461800	3.17766200	0.73168900
C	1.51026800	2.03365700	0.28963500
C	0.12014500	2.16582500	-0.09753300
C	-0.43670300	3.47864800	-0.11757600
C	-0.71985500	1.07498800	-0.49816300
C	-1.76267900	1.30008300	-1.53292200
N	2.19307900	0.83321100	0.13556700
C	3.56947800	0.65079500	-0.03217800
O	4.36767200	1.56976800	-0.05880700
C	3.99500900	-0.77324900	-0.20536000
C	5.16512600	-1.00987900	-0.93839900
C	5.62738200	-2.30788600	-1.11997500
C	4.93826400	-3.38098500	-0.55295100
C	3.78612600	-3.15075400	0.19670600
C	3.31168300	-1.85270500	0.36816500
S	-3.38025600	1.64623500	-0.64473100
C	-0.64830200	-0.23358500	0.12074800
C	-0.93524600	-1.41765300	-0.60034400

C	-0.91217800	-2.64911100	0.03508200
C	-0.64879000	-2.72543600	1.40369300
C	-0.38699400	-1.56525100	2.13956100
C	-0.37250900	-0.33361300	1.50847300
C	-4.06957800	0.02339400	-0.35660200
C	-4.49931200	-0.77698600	-1.42378100
C	-5.10378400	-2.00250200	-1.16499100
C	-5.30232000	-2.42352400	0.15153900
C	-4.89093900	-1.61861600	1.21245700
C	-4.26867600	-0.39730000	0.96324700
H	-0.21346300	5.55216700	0.33423100
H	2.13636900	5.27016900	1.12612600
H	3.22544600	3.08272000	1.02777000
H	-1.47060000	3.60150900	-0.40566400
H	-1.91785900	0.43454800	-2.16984200
H	-1.56977700	2.16923300	-2.15413000
H	1.63495200	0.01948300	-0.07282200
H	5.69725800	-0.16838600	-1.36362800
H	6.52543800	-2.48402800	-1.70013700
H	5.30223900	-4.39264200	-0.68955200
H	3.25914700	-3.97922200	0.65463900
H	2.43436800	-1.69175900	0.98312200
H	-1.11768700	-1.37761000	-1.66550300
H	-1.10320400	-3.55040600	-0.53321100
H	-0.65055300	-3.68849800	1.89983700
H	-0.20526300	-1.62643500	3.20515400
H	-0.19981600	0.56684100	2.08389900
H	-4.36911300	-0.44004000	-2.44532300
H	-5.43243200	-2.62308900	-1.99019800
H	-5.78095400	-3.37568300	0.34795600

H	-5.04671400	-1.94224000	2.23472600
H	-3.93765600	0.22711900	1.78356300

Compound C

EE+TCG: -1570.088824 Hartree

Cartesian coordinate of optimized structures:

C	3.68044800	-1.61811300	-2.35750300
C	3.56891700	-0.54477700	-3.23946800
C	2.66508400	0.47904300	-2.97983200
C	1.89107400	0.41547000	-1.82385900
C	1.99718700	-0.64152000	-0.91915400
C	2.89756700	-1.66637300	-1.20566100
N	0.92999000	1.42011900	-1.56080400
C	-0.05870900	1.25459500	-0.70281600
O	-0.06607700	0.21911100	0.08710800
C	1.19133100	-0.57038800	0.36155600
C	0.66437400	-1.93143400	0.84482700
C	-1.18506600	2.17603200	-0.61142900
C	-1.50466800	3.04010000	-1.67314400
C	-2.57725300	3.91181800	-1.55433300
C	-3.34055100	3.92652500	-0.38561700
C	-3.03498300	3.06262600	0.66602700
C	-1.96468500	2.18546600	0.55713600
C	1.91123000	0.15543600	1.50349300
C	1.19563900	0.48522200	2.66412300
C	1.82741500	1.11879300	3.72849300
C	3.18628700	1.42540600	3.65505500
C	3.90400700	1.09941400	2.50829600
C	3.27096100	0.47137600	1.43583100
S	-0.29544900	-2.91544000	-0.38086400

C	-2.00028600	-2.48630400	0.00656600
C	-2.77387600	-1.83021000	-0.95467300
C	-4.11815900	-1.56026100	-0.70011700
C	-4.68964600	-1.92961900	0.51608000
C	-3.91669200	-2.58306500	1.47624900
C	-2.57890100	-2.87475300	1.21965500
H	4.38172600	-2.41774300	-2.56025400
H	4.17927200	-0.50567700	-4.13287600
H	2.55280700	1.30992200	-3.66594000
H	3.01378800	-2.49770400	-0.52267700
H	0.94599500	2.26012800	-2.12558900
H	1.51594800	-2.54236000	1.14167700
H	0.04643400	-1.79016500	1.72903200
H	-0.94771500	3.01823000	-2.60178200
H	-2.82532900	4.57168000	-2.37598200
H	-4.17763400	4.60877400	-0.29815600
H	-3.62985400	3.07408800	1.57064900
H	-1.72110300	1.51749800	1.37113000
H	0.13942900	0.25776800	2.73892600
H	1.25835300	1.37111100	4.61548800
H	3.67923700	1.91622800	4.48604600
H	4.95936800	1.33551300	2.43986200
H	3.84645300	0.23004900	0.55224900
H	-2.32496900	-1.53054400	-1.89367900
H	-4.71386200	-1.05322300	-1.45045000
H	-5.73300400	-1.71338900	0.71425400
H	-4.35830700	-2.88118900	2.42020800
H	-1.98943700	-3.40870400	1.95578200

Compound 3aa

EE+TCG: -1569.658670 Hartree

Cartesian coordinate of optimized structures:

C	0.83452000	-3.20279700	2.86020600
C	1.50309200	-2.34074800	3.73145700
C	1.82096400	-1.05185300	3.32316900
C	1.47215800	-0.60363400	2.04092800
C	0.80089000	-1.47213600	1.16719400
C	0.49107300	-2.76696700	1.58254900
N	1.81174800	0.70690400	1.68069400
C	1.55905600	1.09139900	0.48519300
O	0.97970500	0.34625600	-0.48436200
C	0.39831500	-0.97359100	-0.21765900
C	-1.12551000	-0.80392800	-0.34839300
C	1.92034800	2.44736200	0.01313200
C	1.60365500	2.87313300	-1.28429100
C	1.95220500	4.15377500	-1.70578400
C	2.61742700	5.02088600	-0.84084700
C	2.93549700	4.60201500	0.45274900
C	2.59118700	3.32482900	0.87788900
C	0.97244400	-1.88574600	-1.31424300
C	0.18244300	-2.71245200	-2.11650500
C	0.76710200	-3.53281800	-3.08390600
C	2.14625700	-3.53457200	-3.26401700
C	2.94314700	-2.71024800	-2.46806800
C	2.36128100	-1.89670500	-1.50252200
S	-1.82334800	0.31397000	0.95102800
C	-3.48432600	0.53200000	0.29237600
C	-3.75241700	1.56950400	-0.60670500
C	-5.04662800	1.75533700	-1.08915600

C	-6.07728100	0.91309000	-0.67290600
C	-5.81244100	-0.11766000	0.22785500
C	-4.51934700	-0.30928300	0.71238200
H	0.58482500	-4.21010000	3.17175700
H	1.77615200	-2.67556400	4.72554300
H	2.34124700	-0.36555800	3.98094700
H	-0.01713000	-3.44470100	0.90555800
H	-1.35615600	-0.37327000	-1.32313000
H	-1.61708100	-1.77117600	-0.25371400
H	1.08738100	2.20163700	-1.95649200
H	1.70283300	4.47412200	-2.71078600
H	2.88735000	6.01740500	-1.17132700
H	3.45337300	5.27252400	1.12878400
H	2.83376600	2.98889700	1.87736300
H	-0.89367100	-2.73215700	-2.00572000
H	0.13617500	-4.16677600	-3.69626100
H	2.59878600	-4.17054100	-4.01607400
H	4.01919800	-2.70197200	-2.59925700
H	2.99269500	-1.26312400	-0.89139100
H	-2.95145900	2.22673700	-0.92327000
H	-5.24920100	2.56066600	-1.78591000
H	-7.08372100	1.06165500	-1.04691800
H	-6.61130100	-0.77256300	0.55644500
H	-4.31102000	-1.10718600	1.41498700

6. Reference

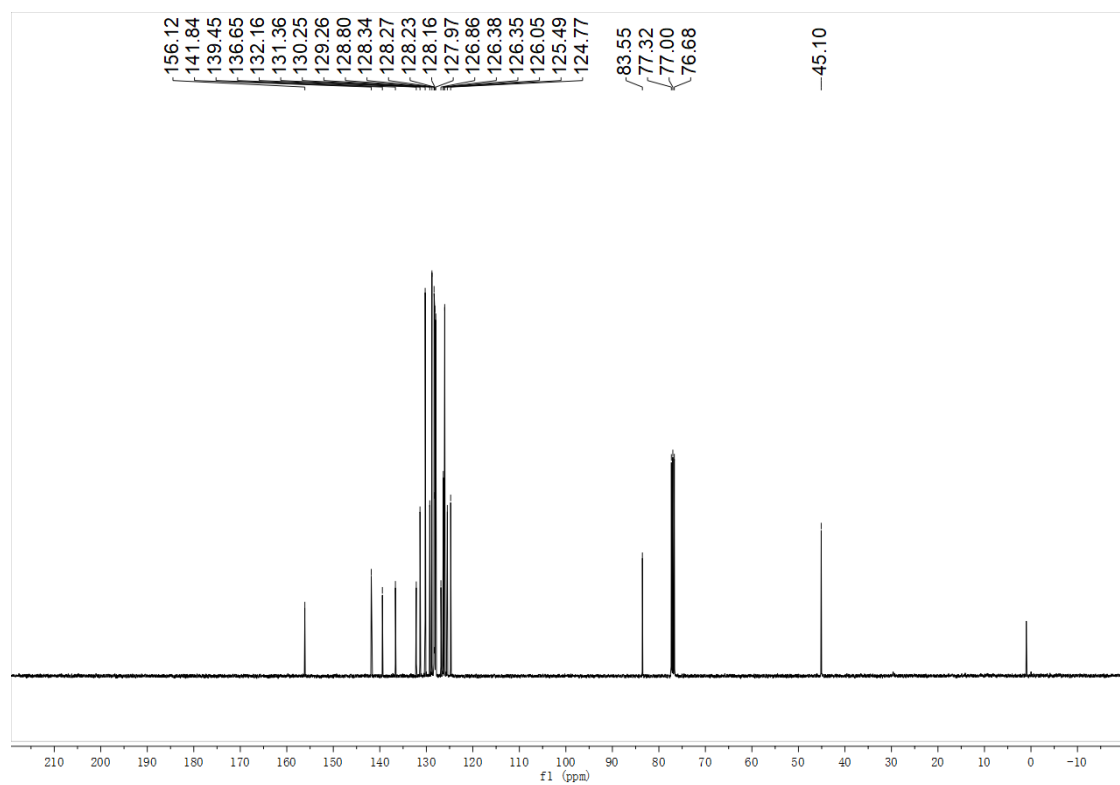
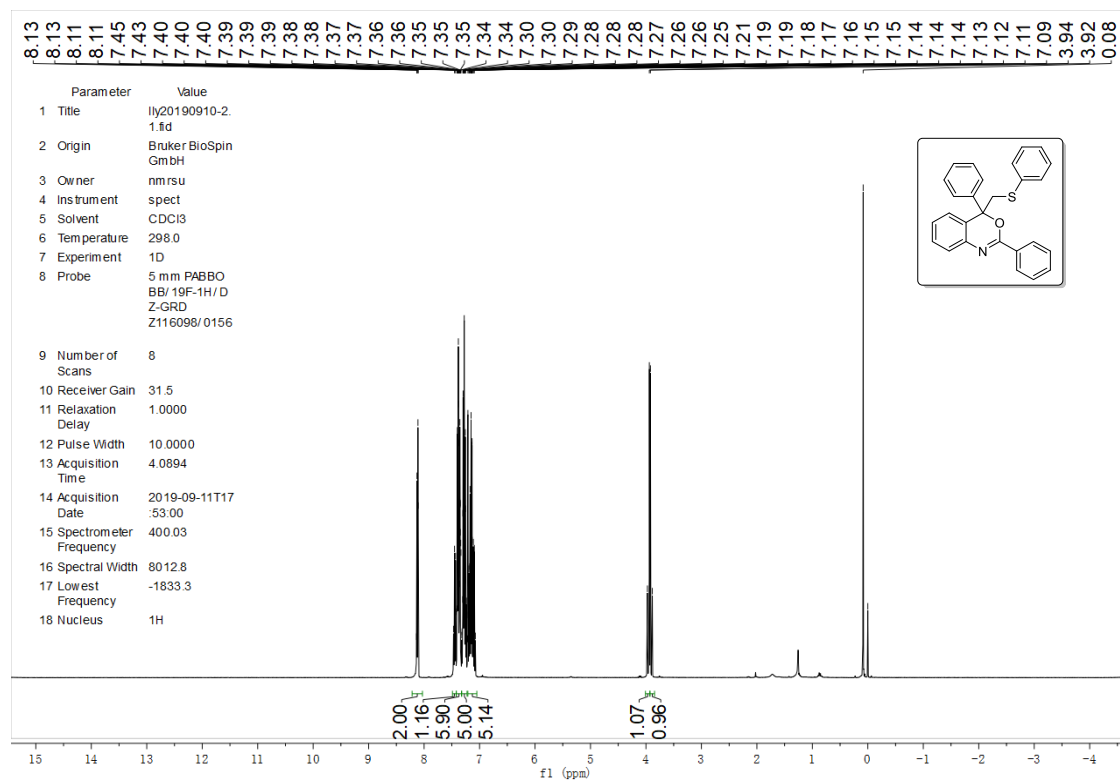
1. Wang YM, Wu J, Hoong C, et al. *J Am Chem Soc*, 2012, 134: 12928-12931;
2. M. J. Frisch, G. W. Trucks, H. B. Schlegel, G. E. Scuseria, M. A. Robb, J. R. Cheeseman, G. Scalmani, V. Barone, B. Mennucci, G. A. Petersson, H. Nakatsuji, M. Caricato, X. Li, H. P. Hratchian, A. F.

Izmaylov, J. Bloino, G. Zheng, J. L. Sonnenberg, M. Hada, M. Ehara, K. Toyota, R. Fukuda, J. Hasegawa, M. Ishida, T. Nakajima, Y. Honda, O. Kitao, H. Nakai, T. Vreven, J. A. Montgomery, Jr., J. E. Peralta, F. Ogliaro, M. Bearpark, J. J. Heyd, E. Brothers, K. N. Kudin, V. N. Staroverov, T. Keith, R. Kobayashi, J. Normand, K. Raghavachari, A. Rendell, J. C. Burant, S. S. Iyengar, J. Tomasi, M. Cossi, N. Rega, J. M. Millam, M. Klene, J. E. Knox, J. B. Cross, V. Bakken, C. Adamo, J. Jaramillo, R. Gomperts, R. E. Stratmann, O. Yazyev, A. J. Austin, R. Cammi, C. Pomelli, J. W. Ochterski, R. L. Martin, K. Morokuma, V. G. Zakrzewski, G. A. Voth, P. Salvador, J. J. Dannenberg, S. Dapprich, A. D. Daniels, O. Farkas, J. B. Foresman, J. V. Ortiz, J. Cioslowski, and D. J. Fox, Gaussian, Inc., Wallingford CT, 2010.

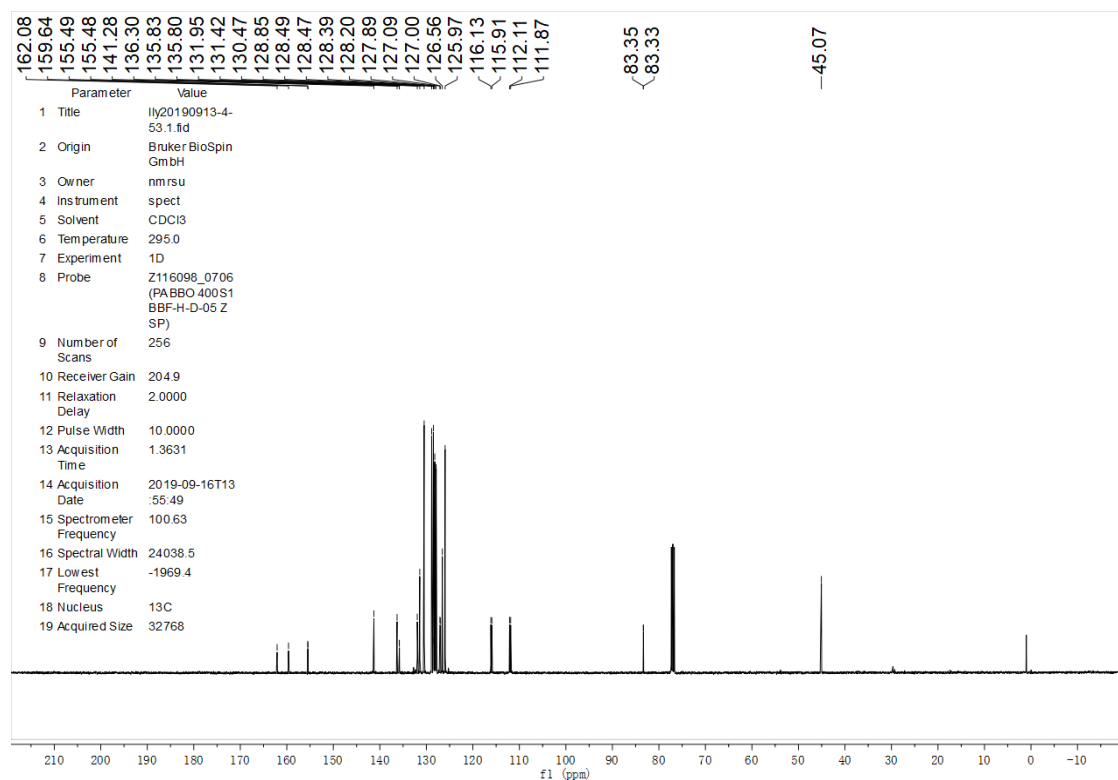
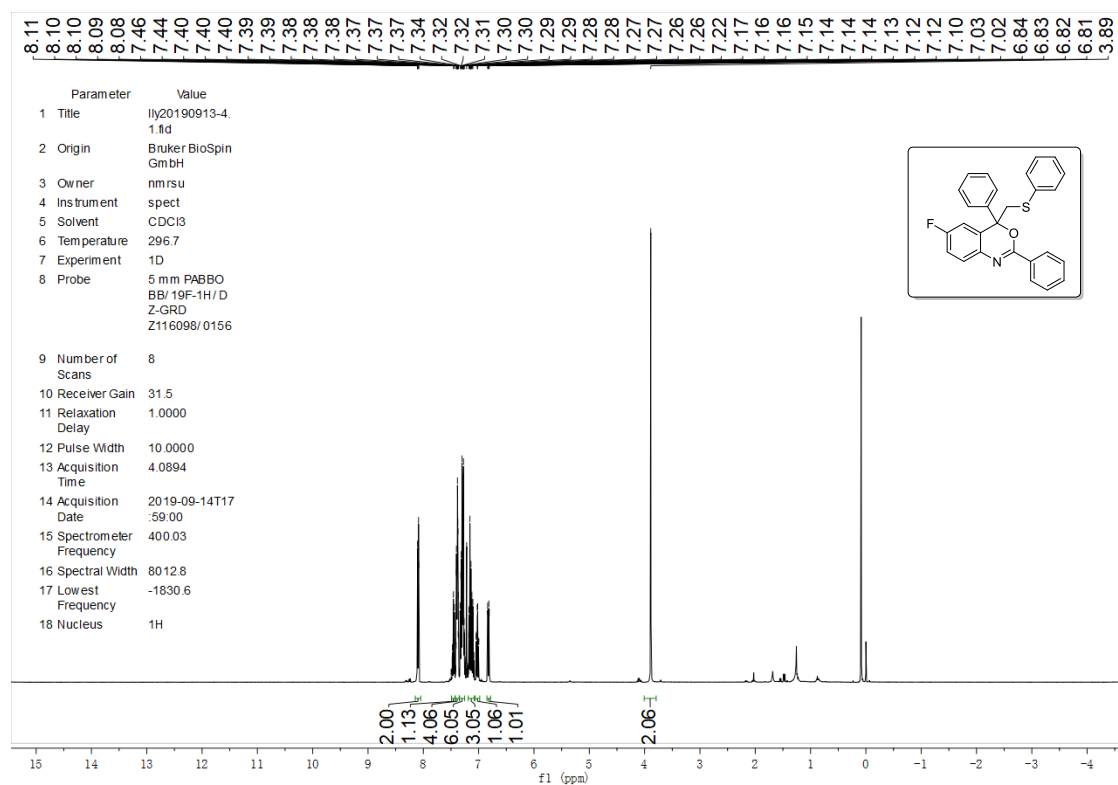
3. Legault, C. Y. CYLview, 1.0b; Université de Sherbrooke, 2009; <http://www.cylview.org>.

7. NMR Spectra of Product

2,4-diphenyl-4-((phenylthio)methyl)-4H-benzo[d][1,3]oxazine (3aa)

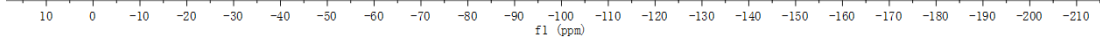


6-fluoro-2,4-diphenyl-4-((phenylthio)methyl)-4H-benzo[d][1,3]oxazine (3ba)

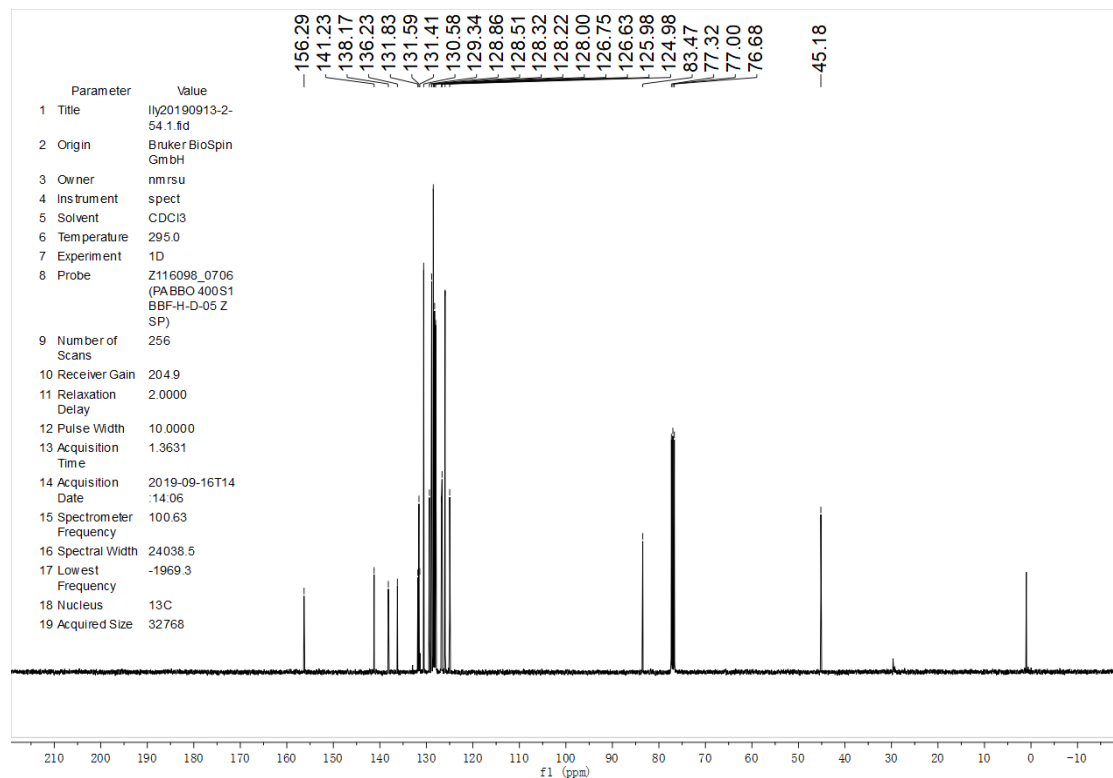
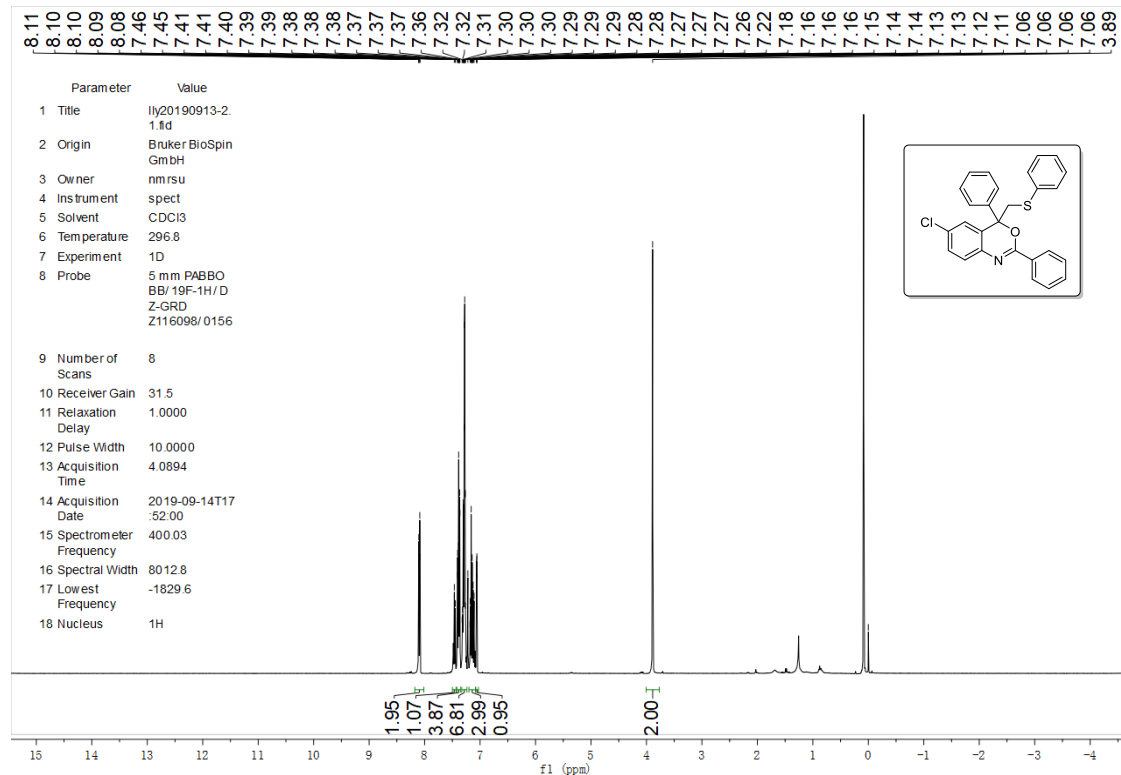


Parameter	Value
1 Title	lly20190913-4.2.fid
2 Origin	Bruker BioSpin GmbH
3 Owner	nmrsu
4 Instrument	spect
5 Solvent	CDCl3
6 Temperature	296.8
7 Experiment	1D
8 Probe	5 mm PABBO BB/19F-1H/D Z-GRD Z116098/0156
9 Number of Scans	16
10 Receiver Gain	207.2
11 Relaxation Delay	1.0000
12 Pulse Width	14.0000
13 Acquisition Time	0.7340
14 Acquisition Date	2019-09-14T18:34:00
15 Spectrometer Frequency	376.37
16 Spectral Width	89285.7
17 Lowest Frequency	-82283.1
18 Nucleus	19F

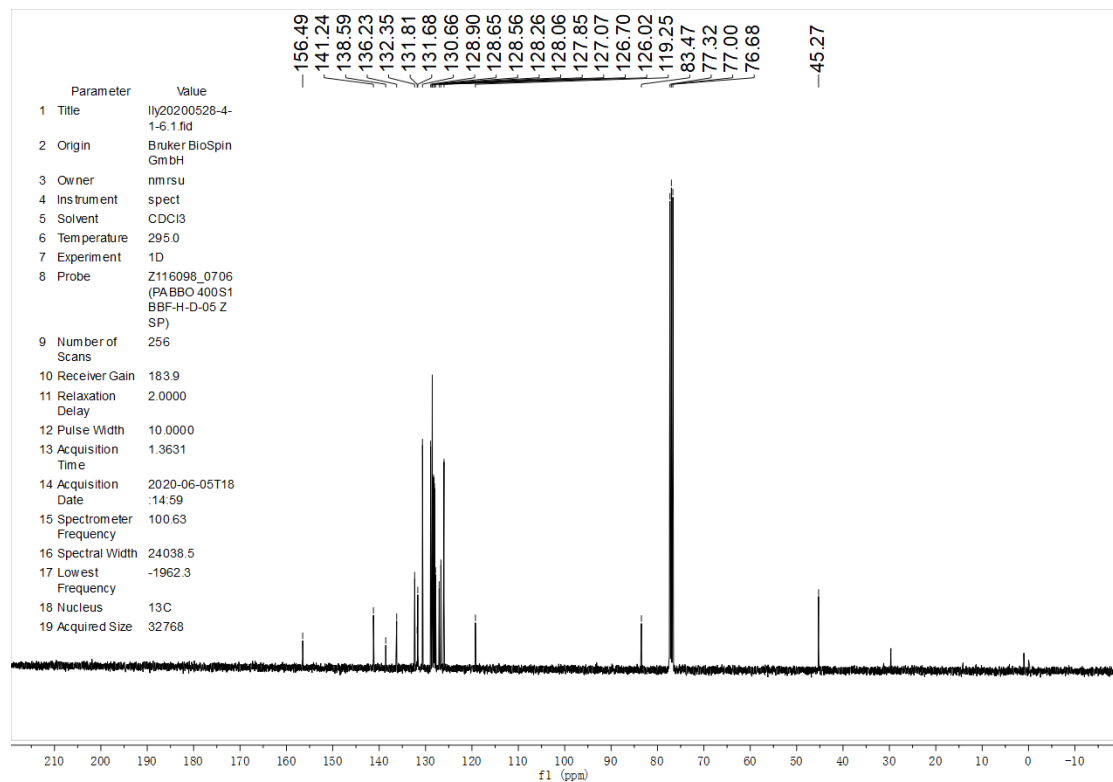
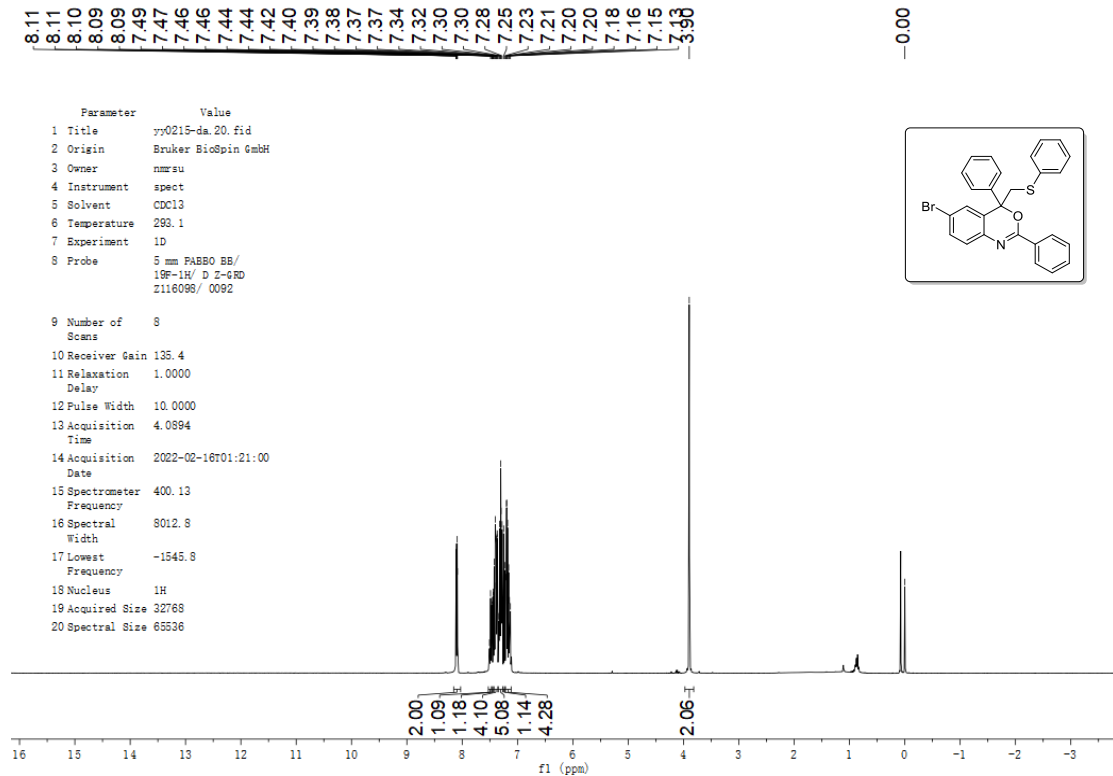
-114.29



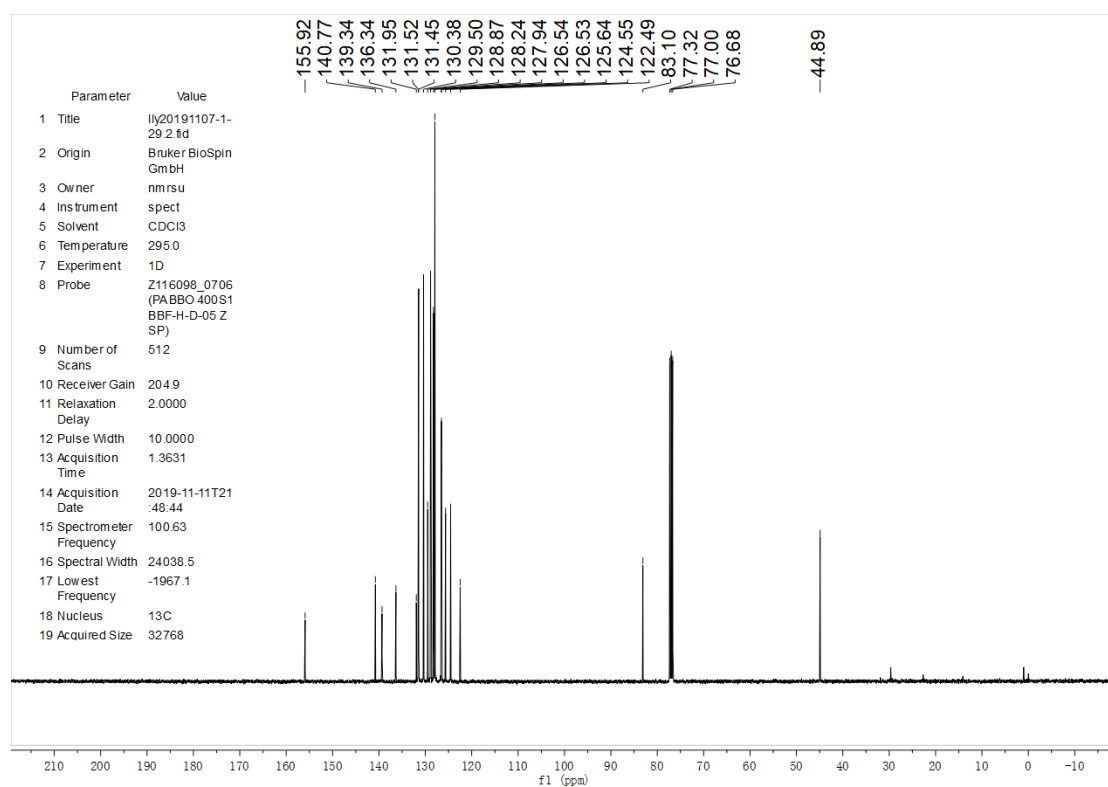
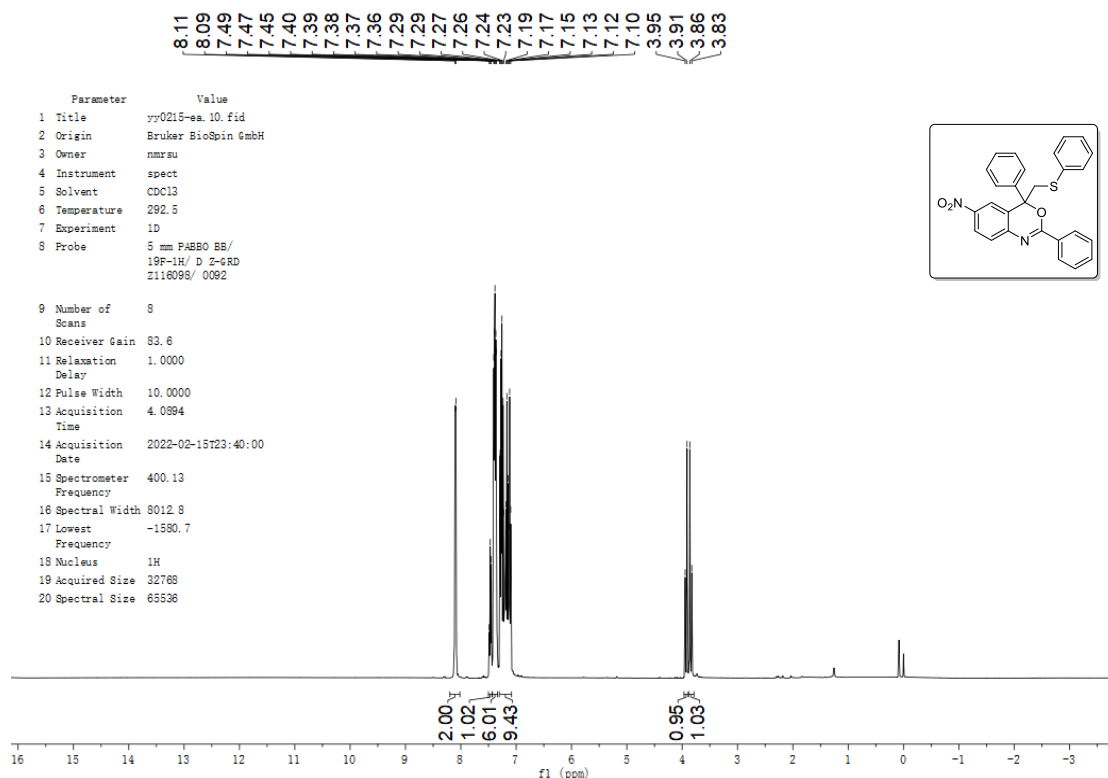
6-chloro-2,4-diphenyl-4-((phenylthio)methyl)-4H-benzo[d][1,3]oxazine (3ca)



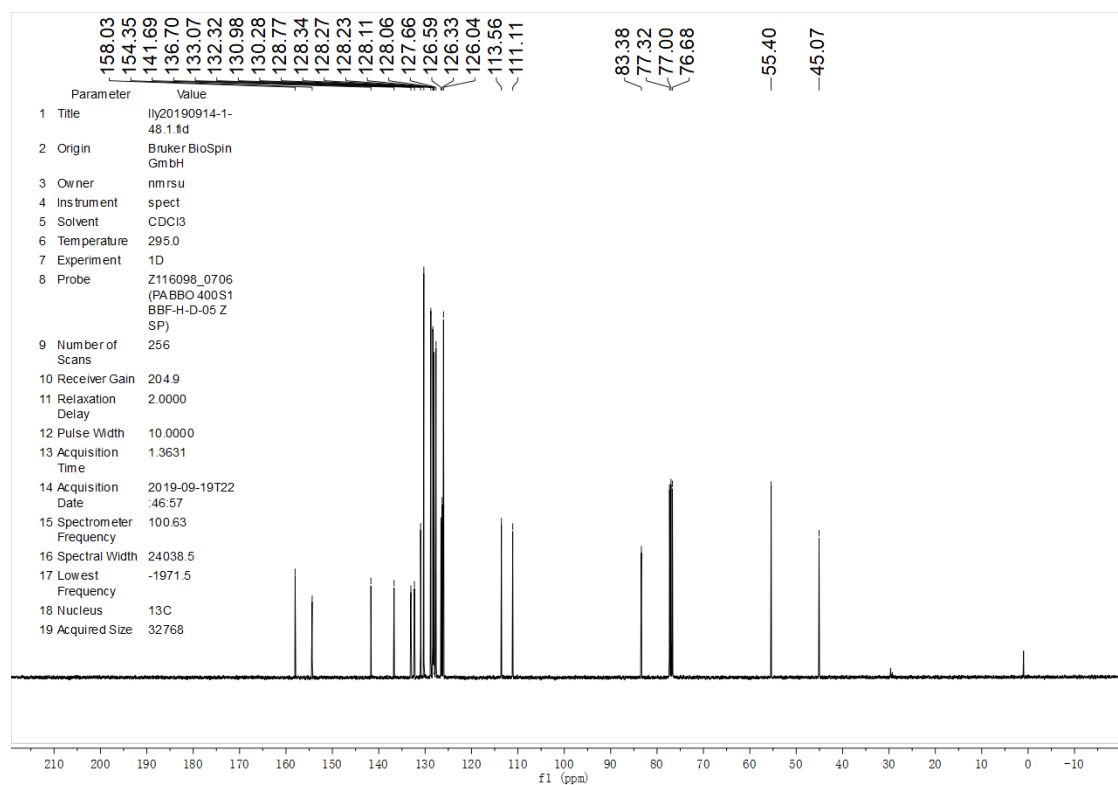
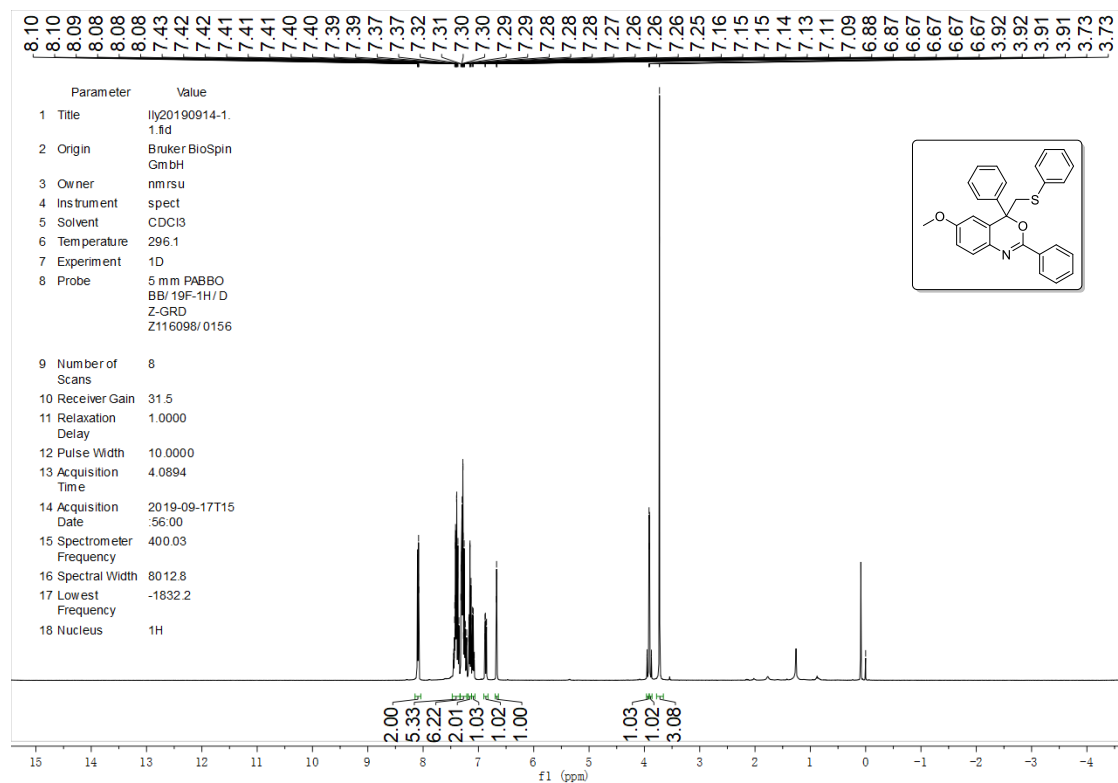
6-bromo-2,4-diphenyl-4-((phenylthio)methyl)-4H-benzo[d][1,3]oxazine (3da)



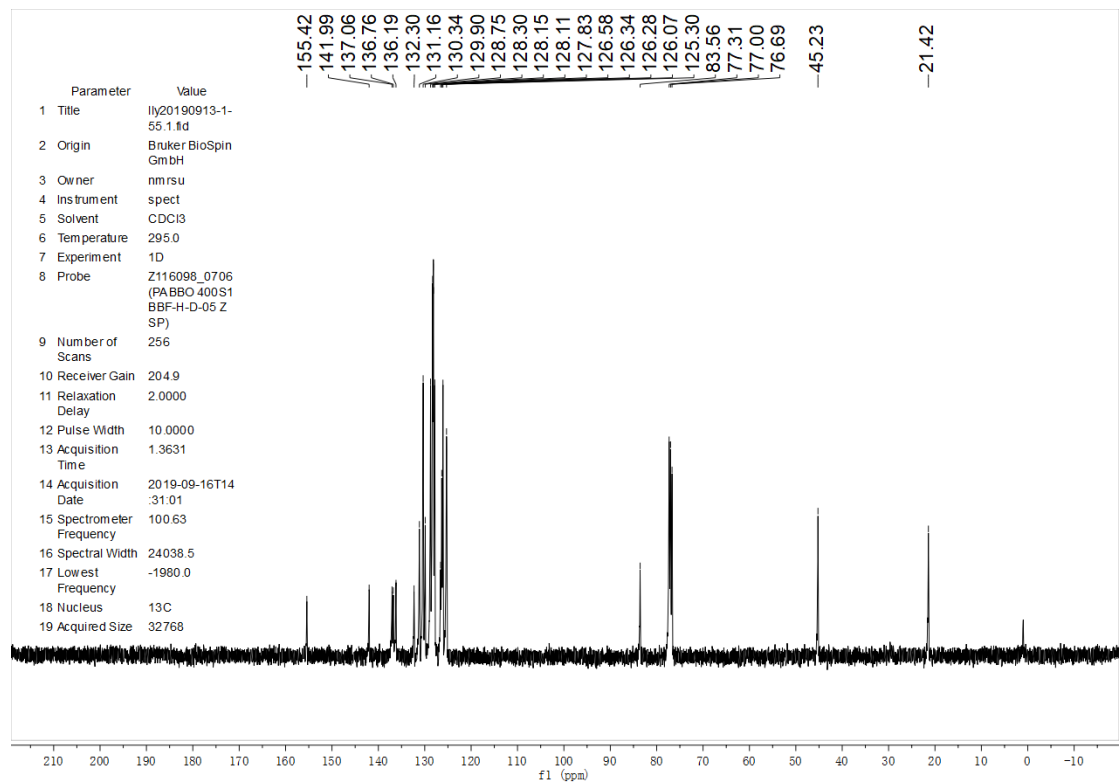
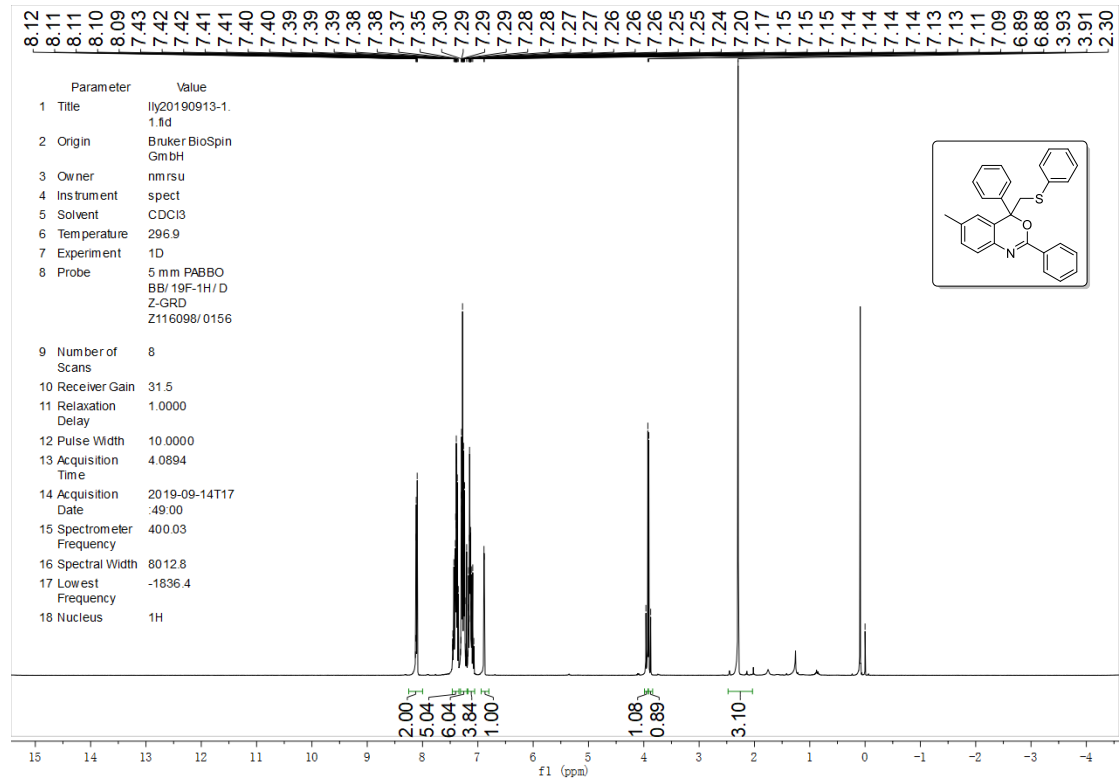
6-nitro-2,4-diphenyl-4-((phenylthio)methyl)-4H-benzo[d][1,3]oxazine (3ea)



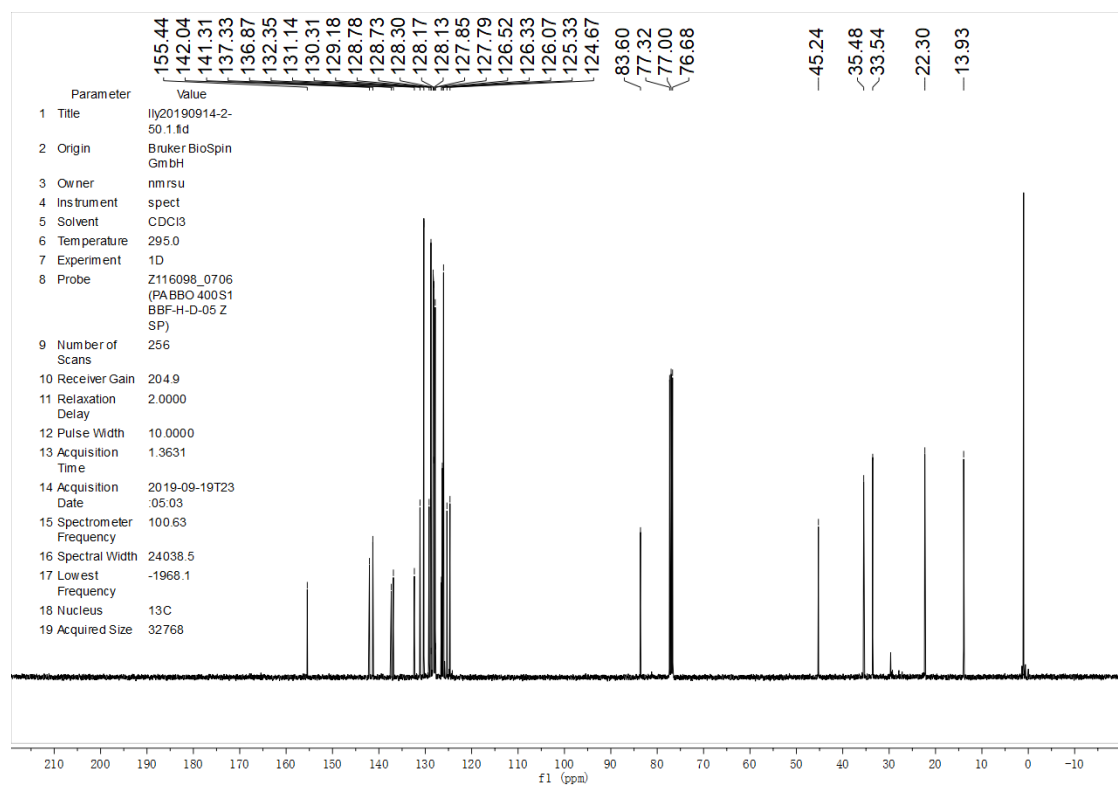
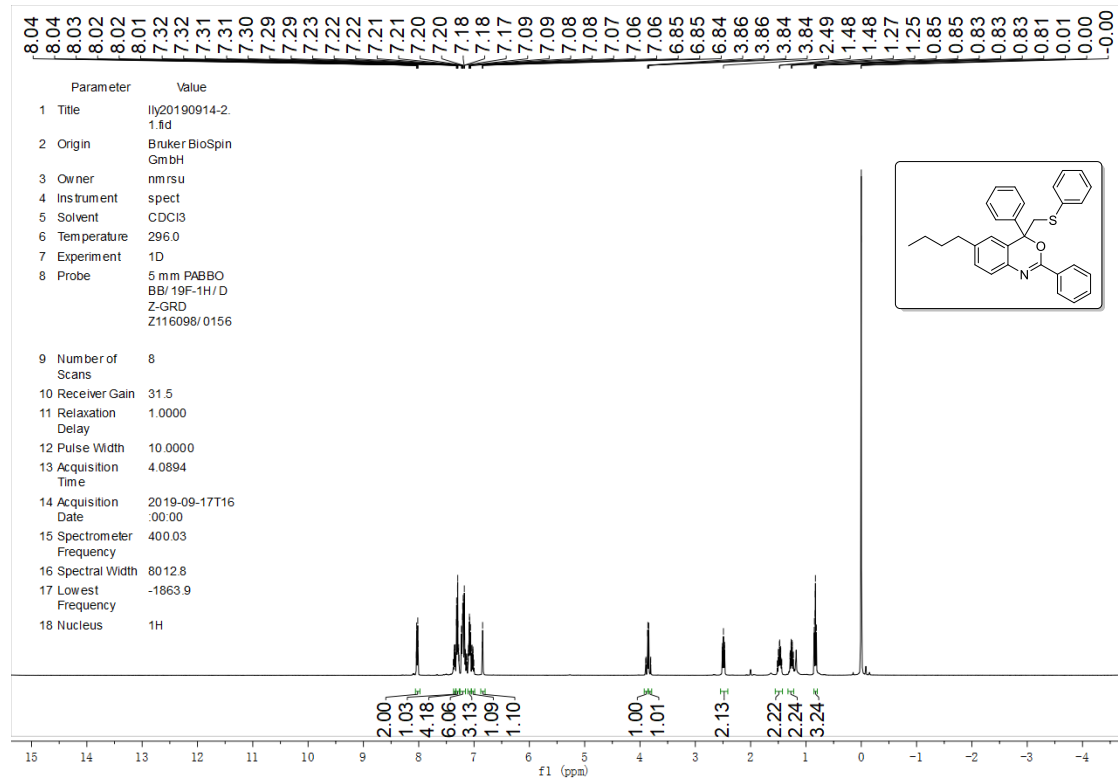
6-methoxy-2,4-diphenyl-4-((phenylthio)methyl)-4H-benzo[d][1,3]oxazine (3fa)



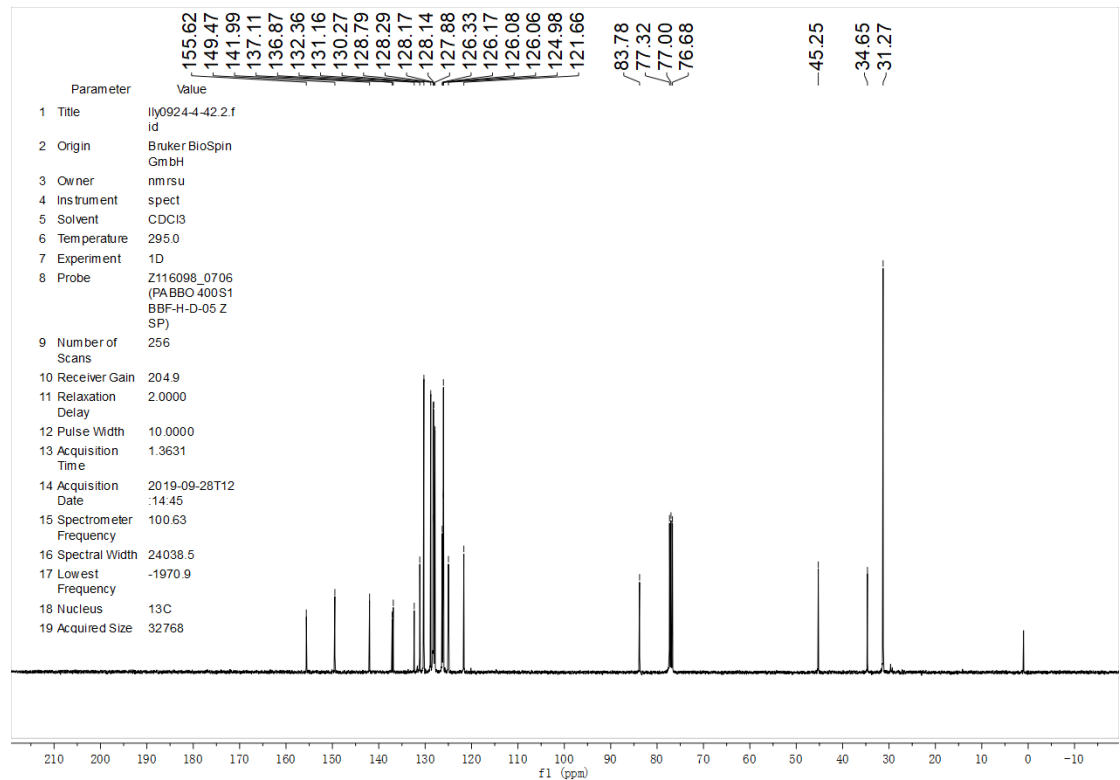
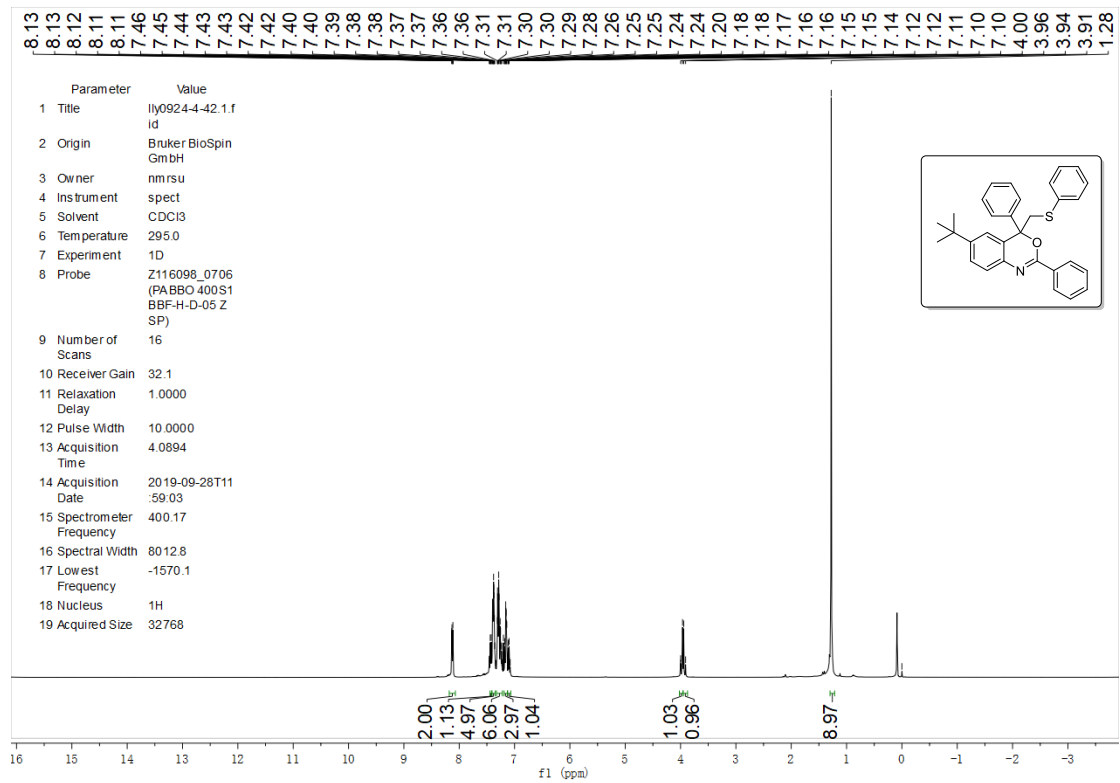
6-methyl-2,4-diphenyl-4-((phenylthio)methyl)-4H-benzo[d][1,3]oxazine (3ga)



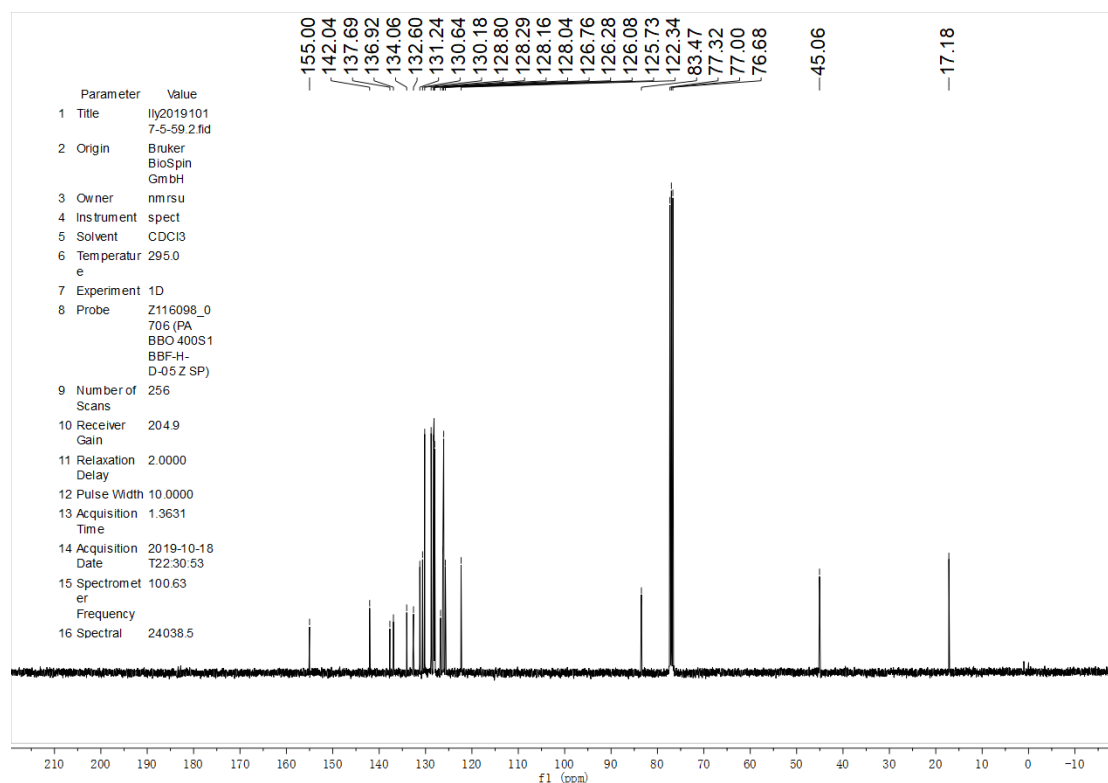
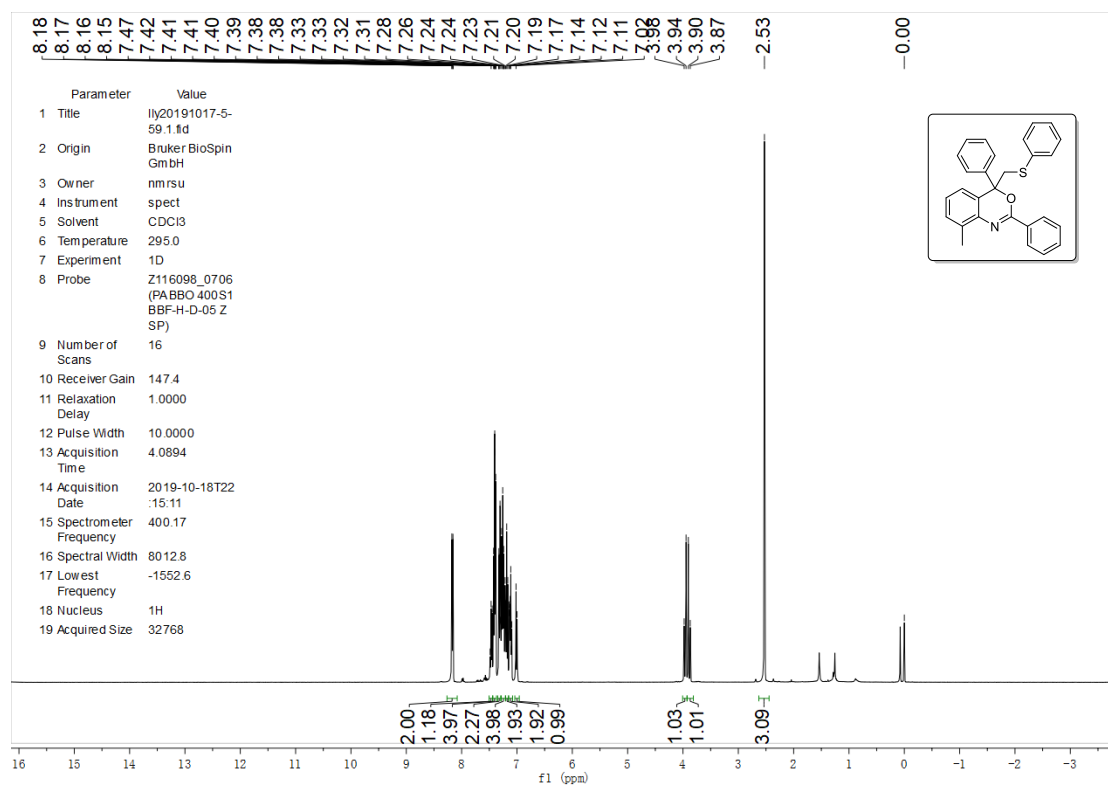
6-butyl-2,4-diphenyl-4-((phenylthio)methyl)-4H-benzo[d][1,3]oxazine (3ha)



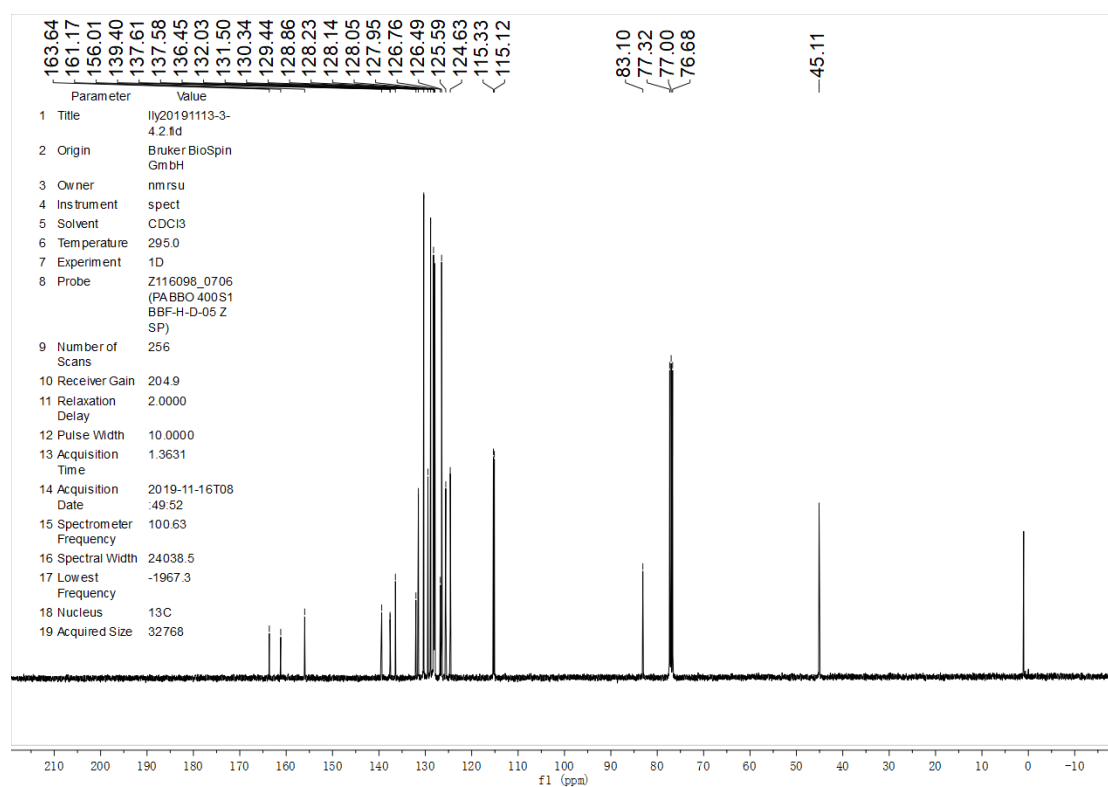
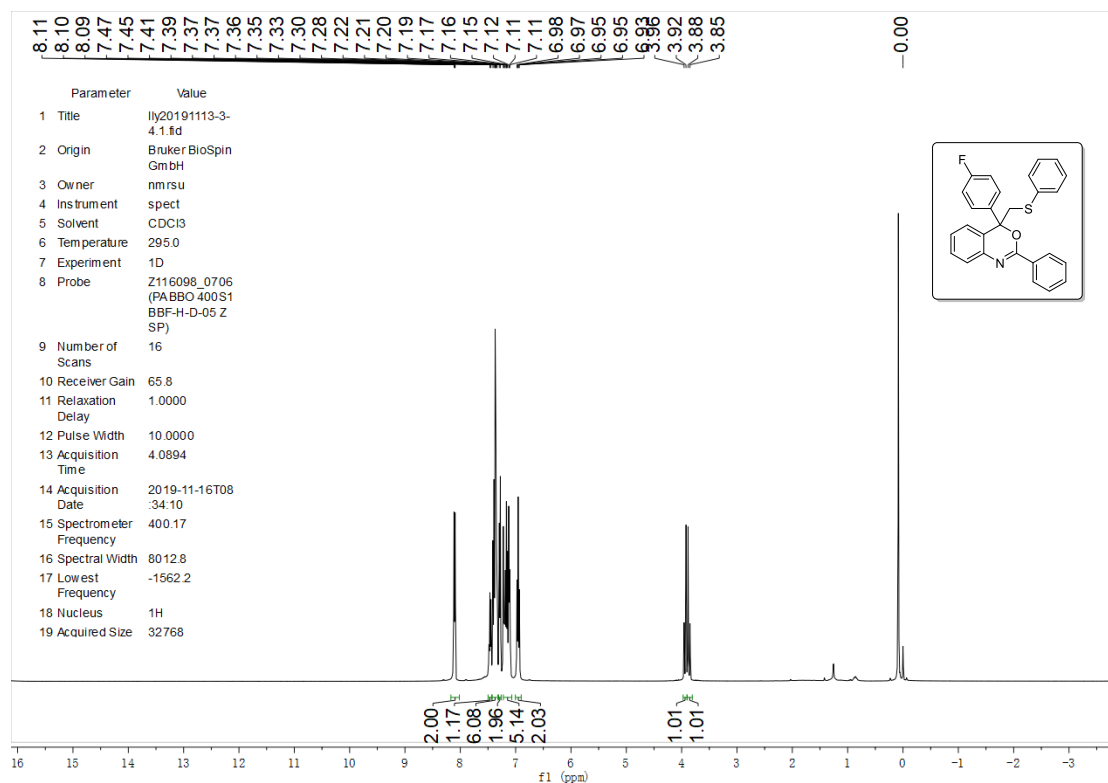
6-(tert-butyl)-2,4-diphenyl-4-((phenylthio)methyl)-4H-benzo[d][1,3]oxazine (3ia)

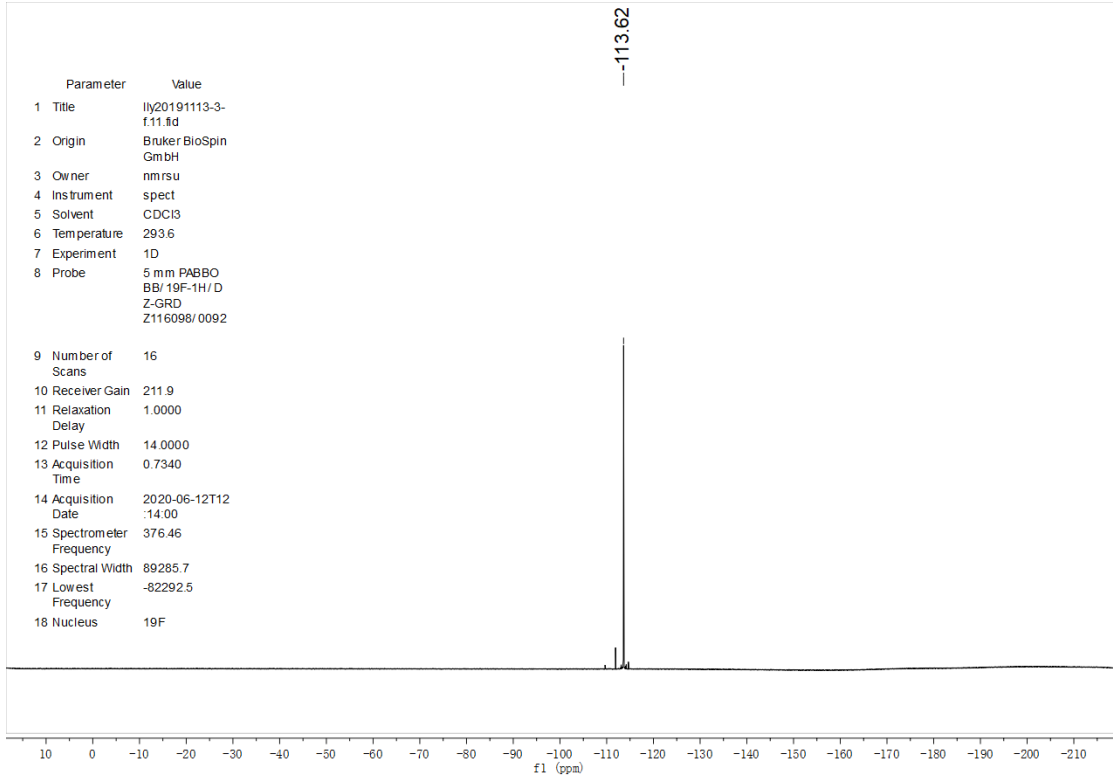


8-methyl-2,4-diphenyl-4-((phenylthio)methyl)-4H-benzo[d][1,3]oxazine (3ja)

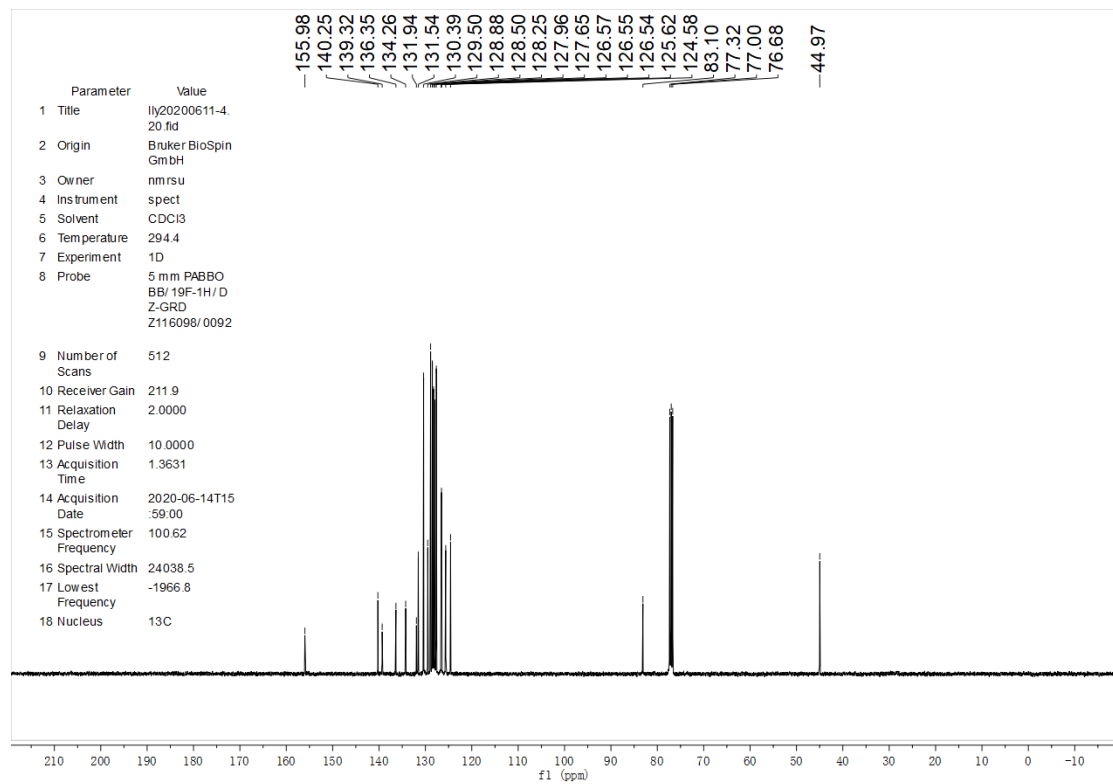
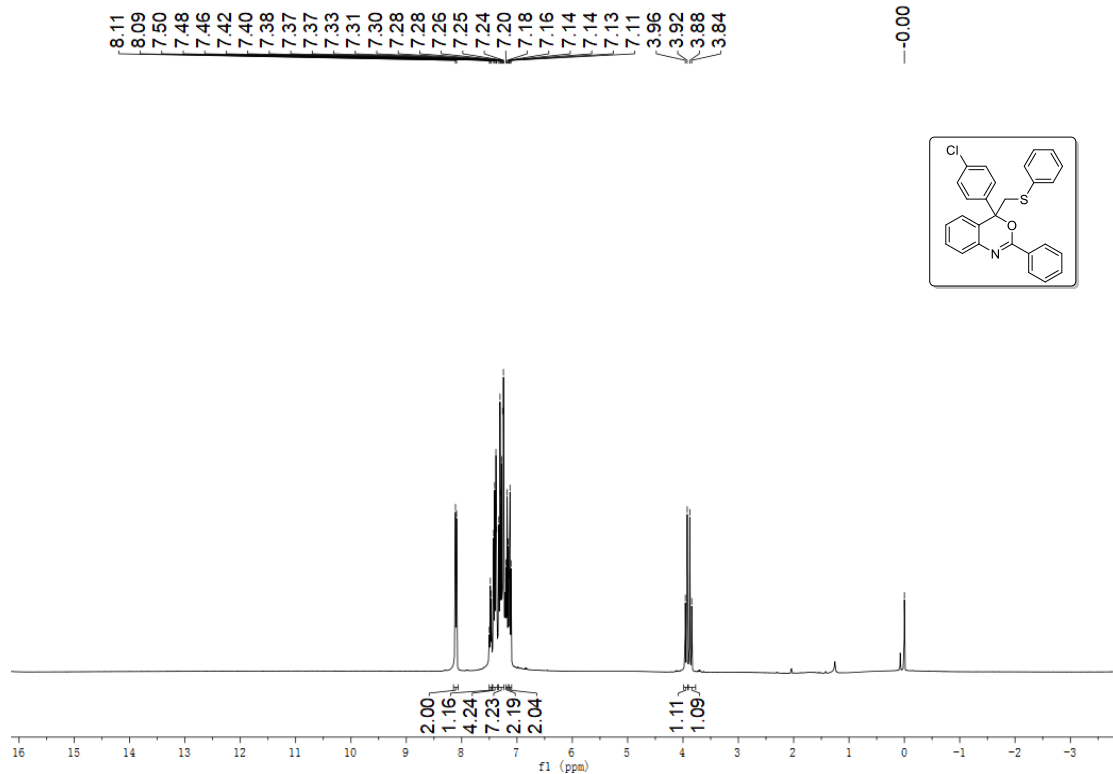


4-(4-fluorophenyl)-2-phenyl-4-((phenylthio)methyl)-4H-benzo[d][1,3]oxazine (3ka)

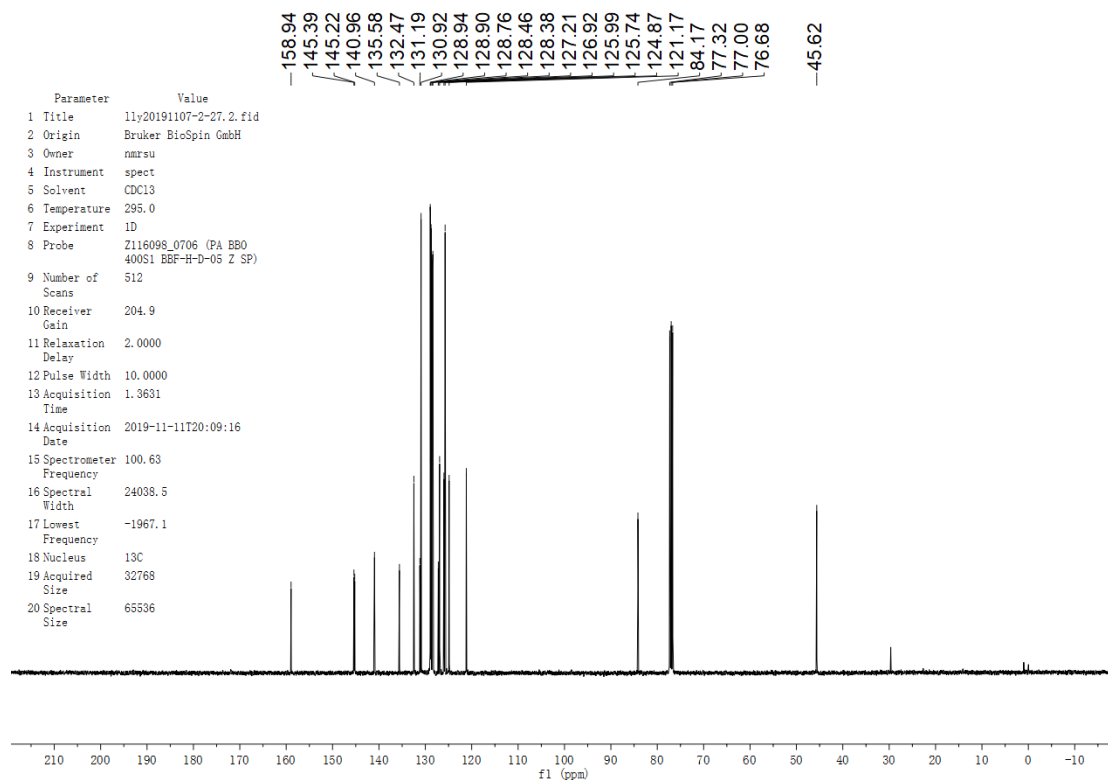
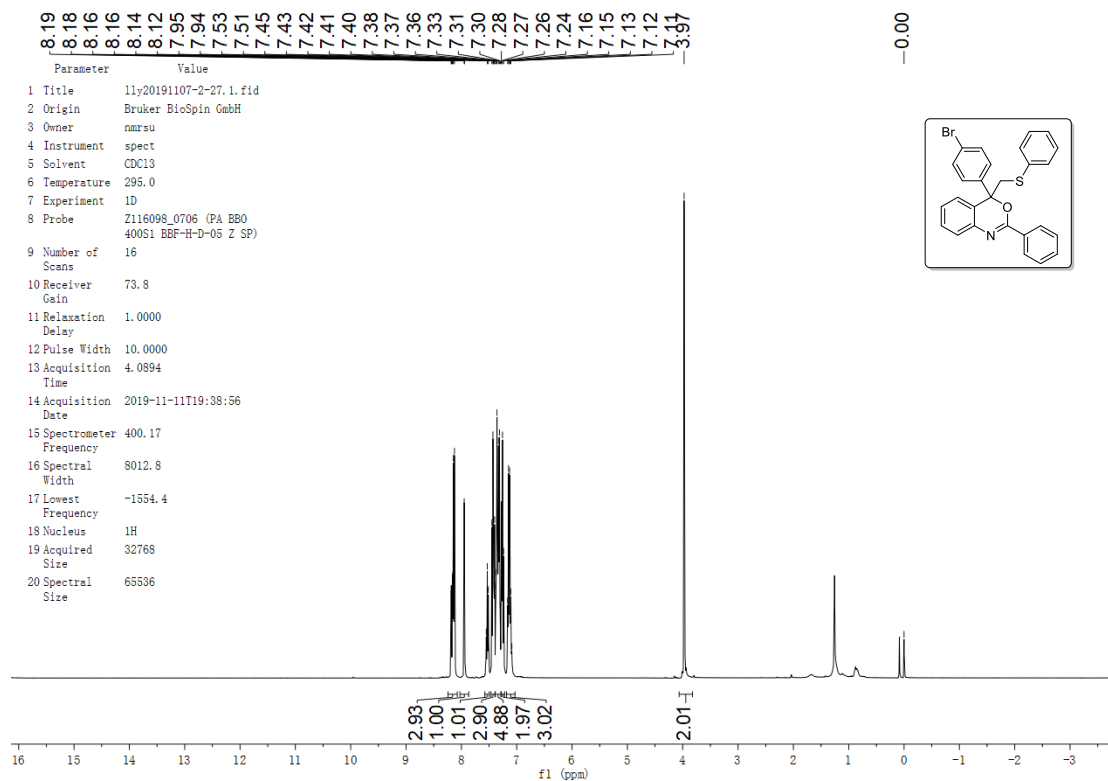




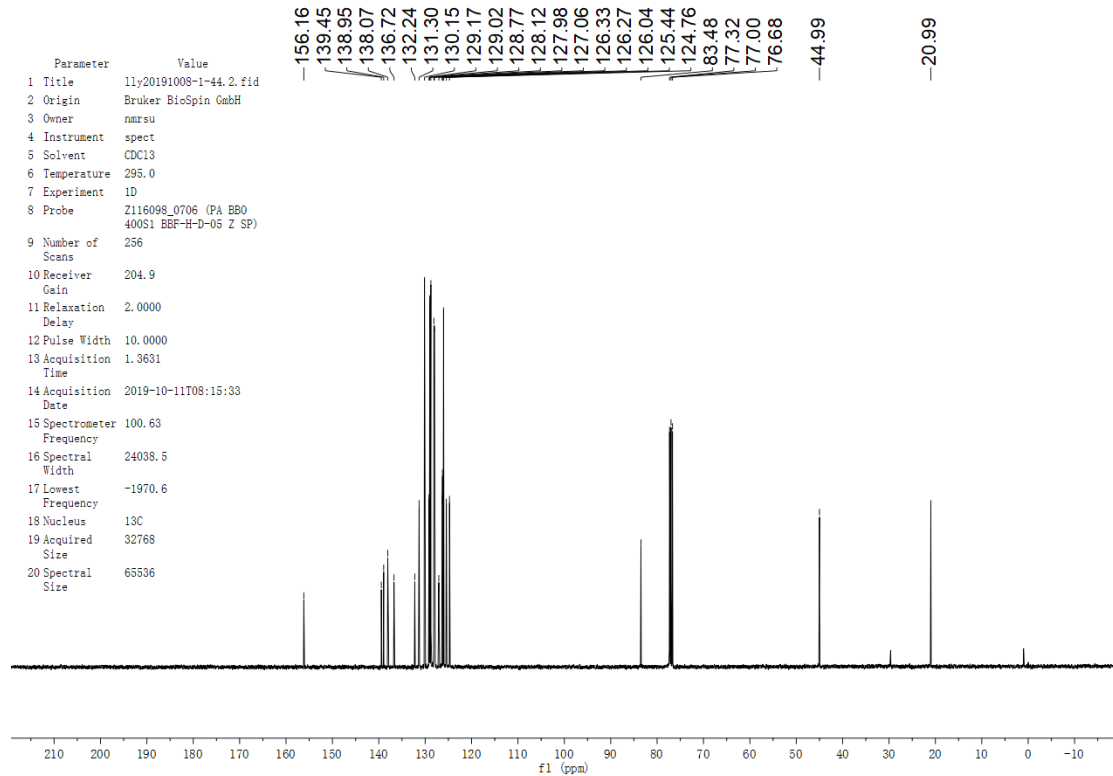
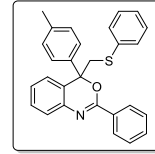
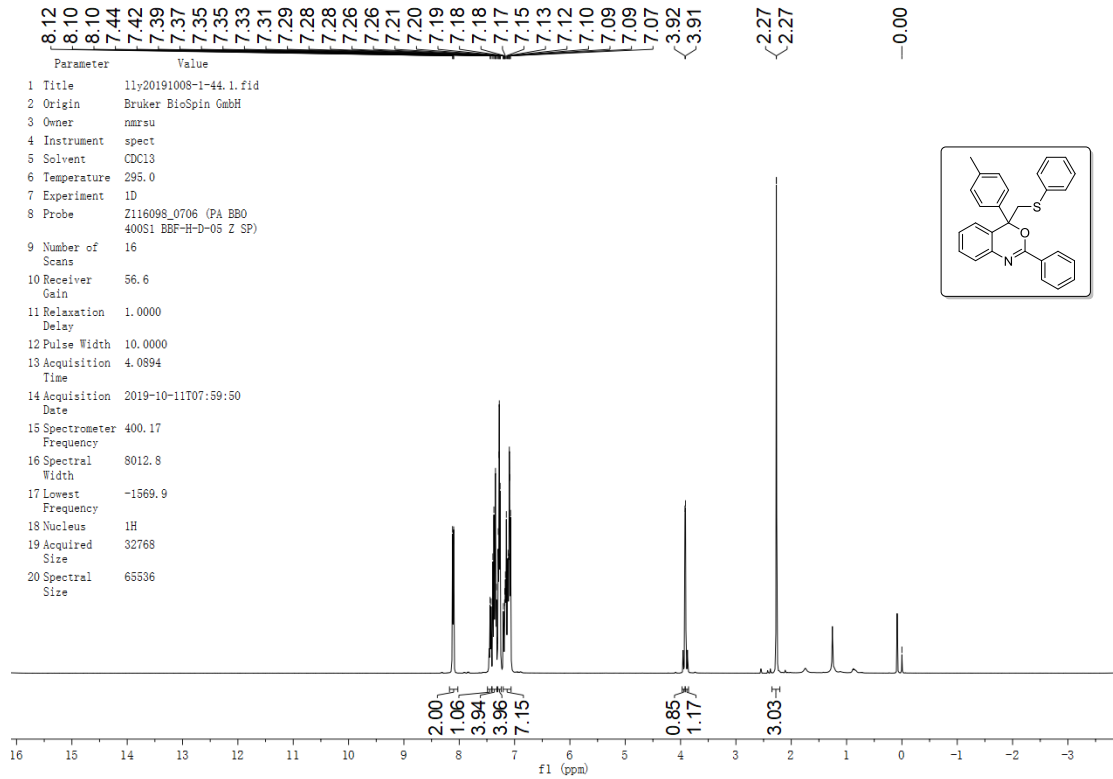
4-(4-chlorophenyl)-2-phenyl-4-((phenylthio)methyl)-4H-benzo[d][1,3]oxazine (3ma)



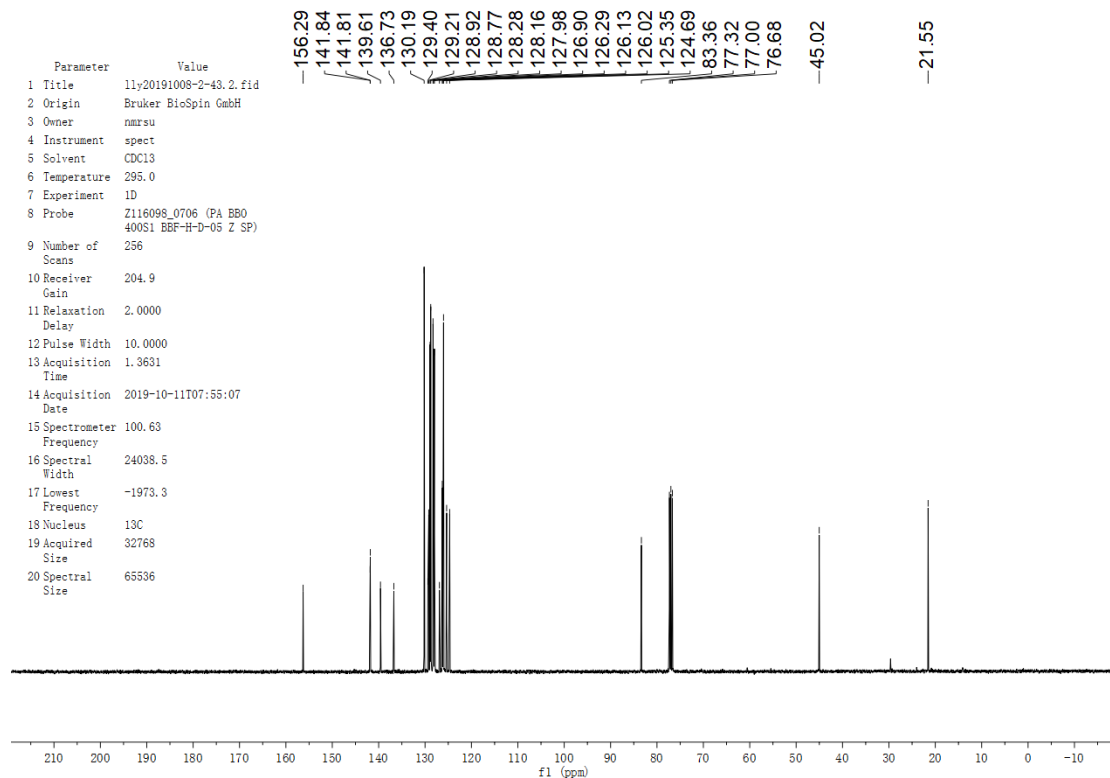
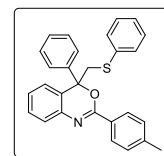
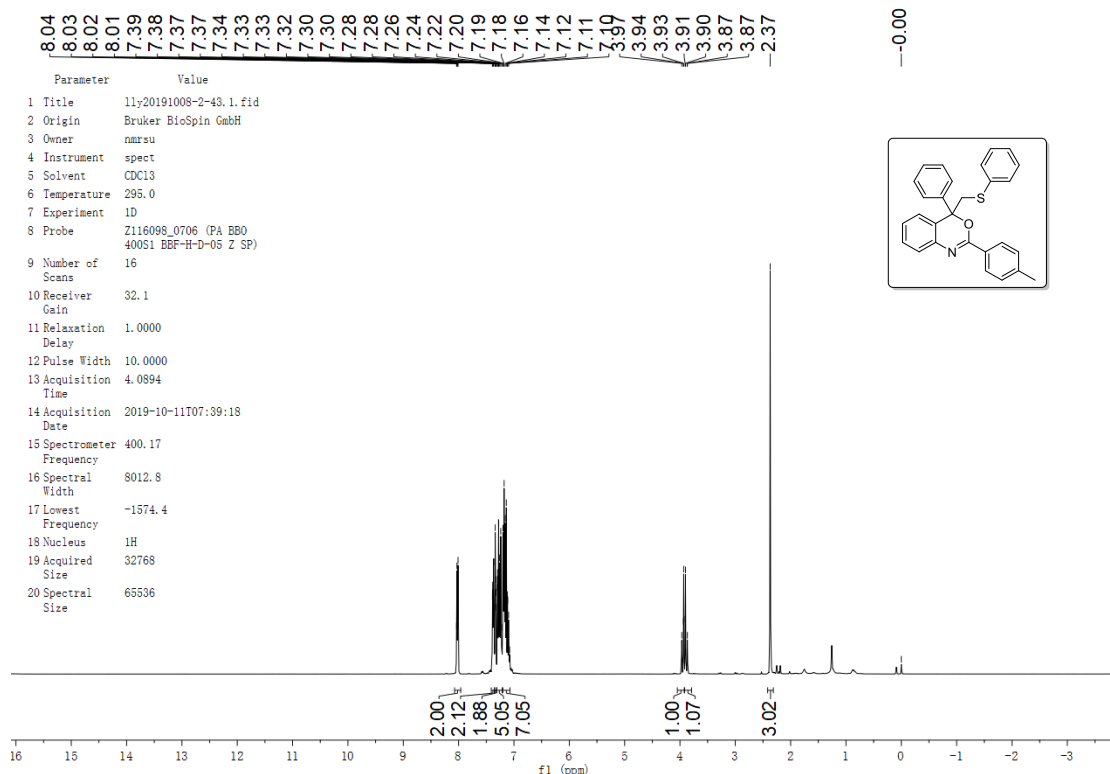
4-(4-bromophenyl)-2-phenyl-4-((phenylthio)methyl)-4H-benzo[d][1,3]oxazine (3na)



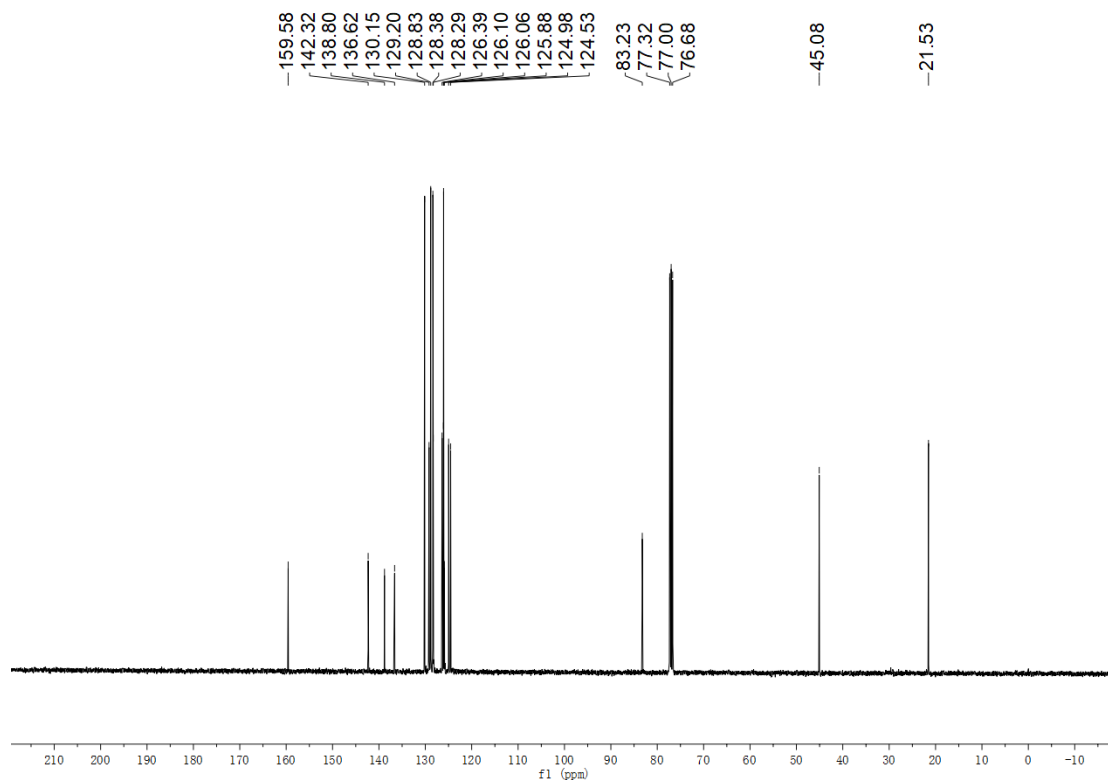
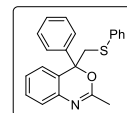
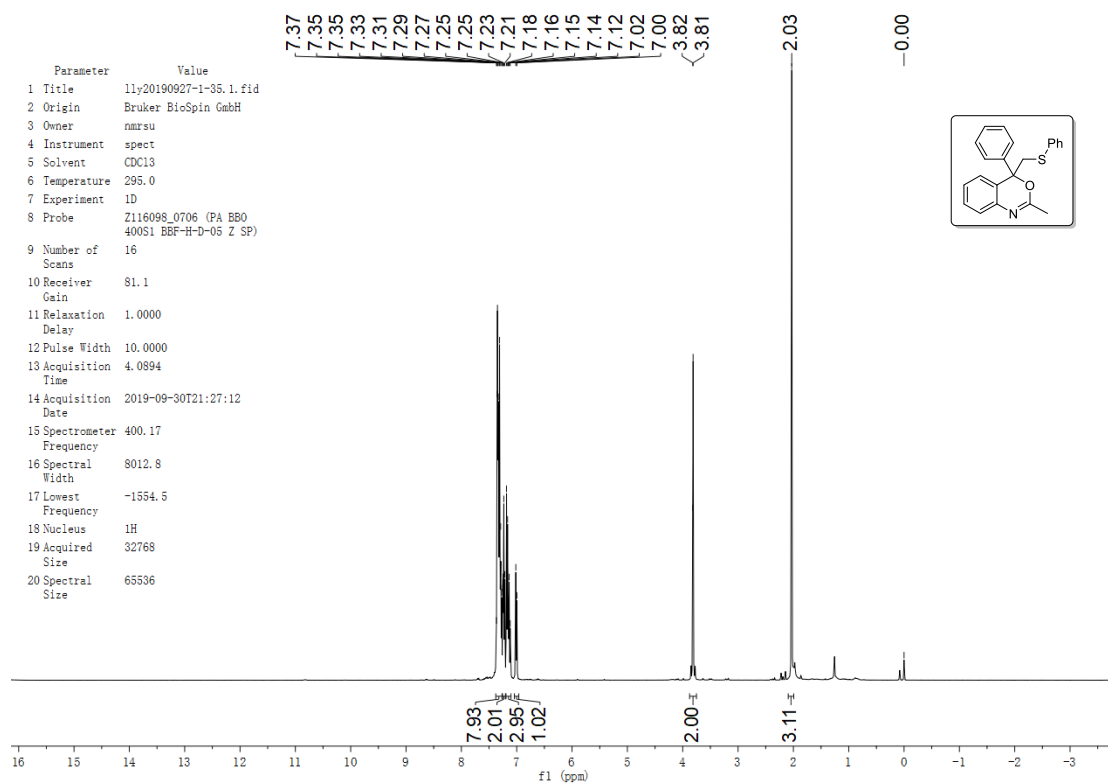
2-phenyl-4-((phenylthio)methyl)-4-(p-tolyl)-4H-benzo[d][1,3]oxazine (30a)



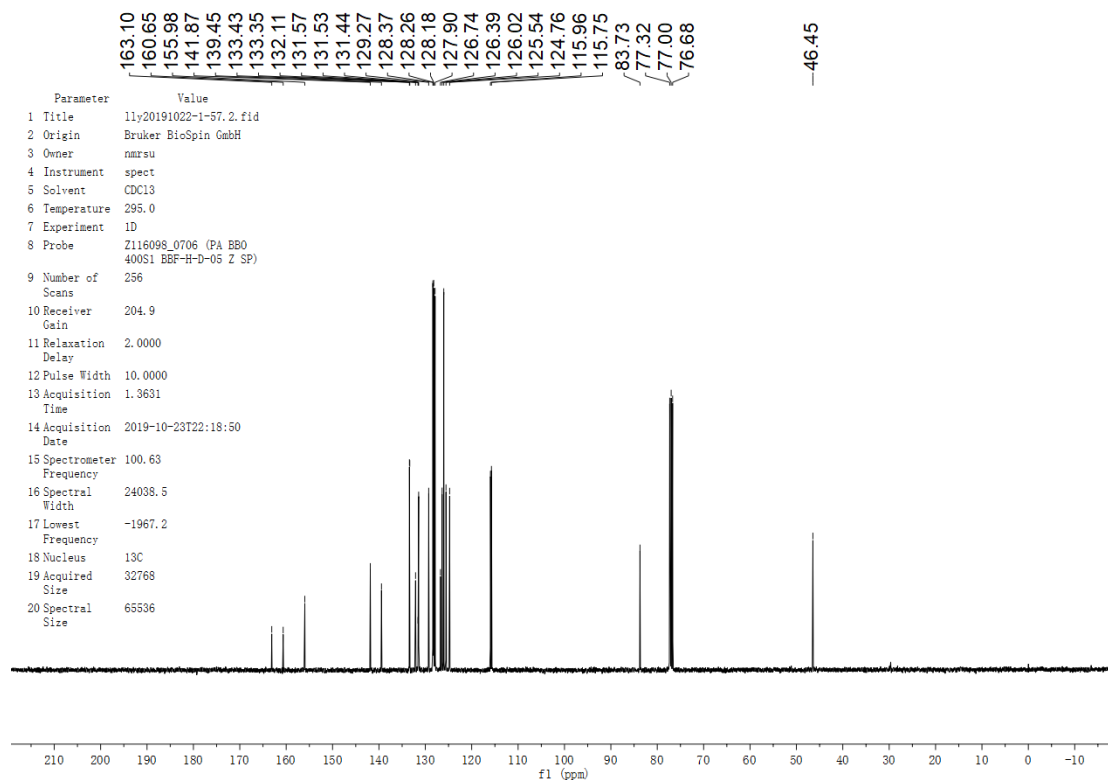
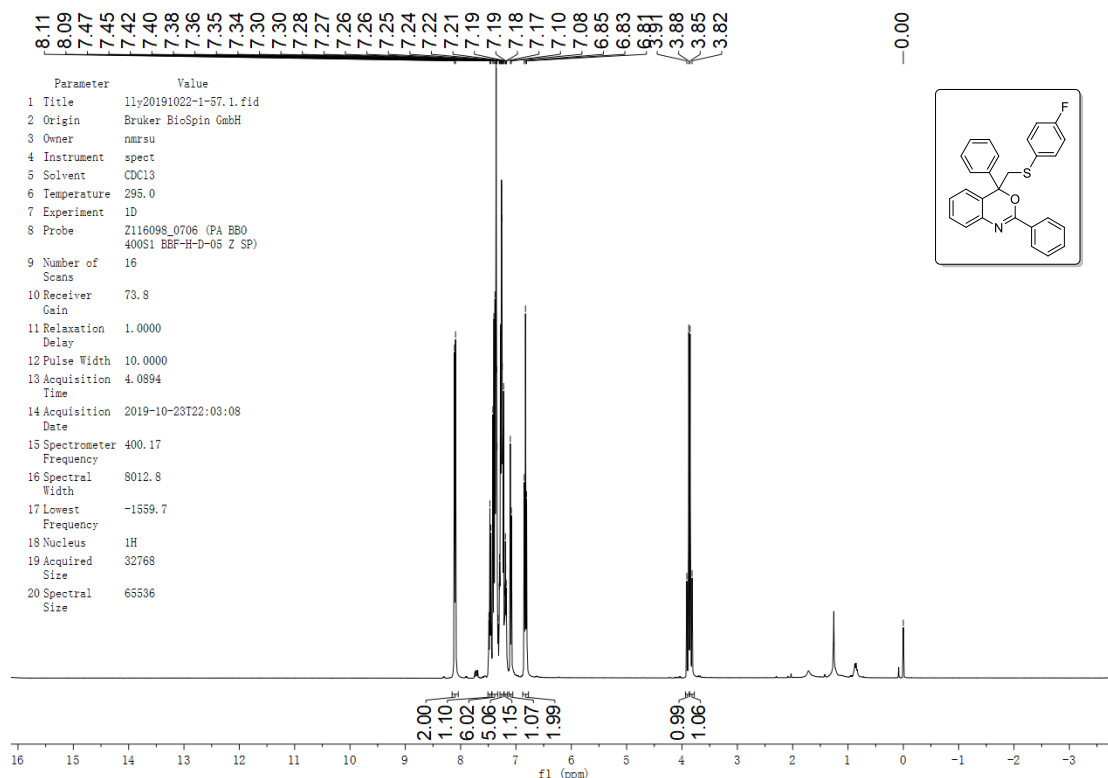
4-phenyl-4-((phenylthio)methyl)-2-(p-tolyl)-4H-benzo[d][1,3]oxazine (3pa)



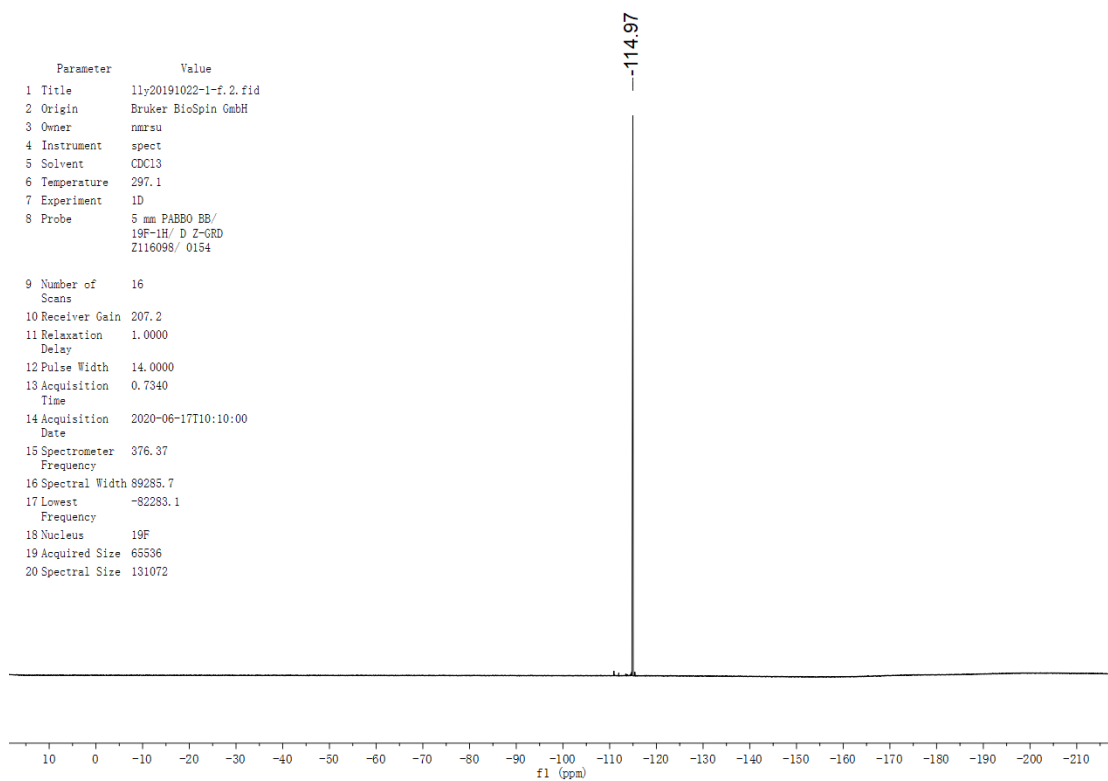
2-methyl-4-phenyl-4-((phenylthio)methyl)-4H-benzo[d][1,3]oxazine (3qa)



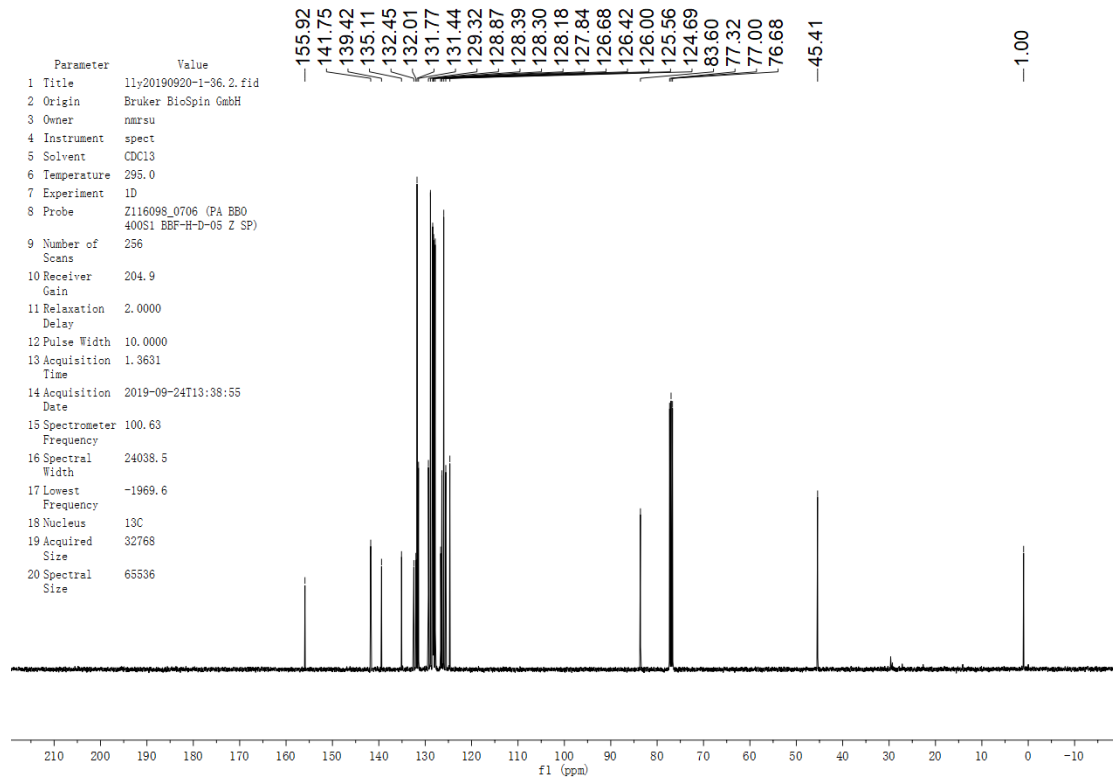
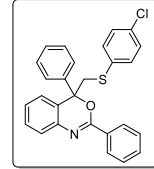
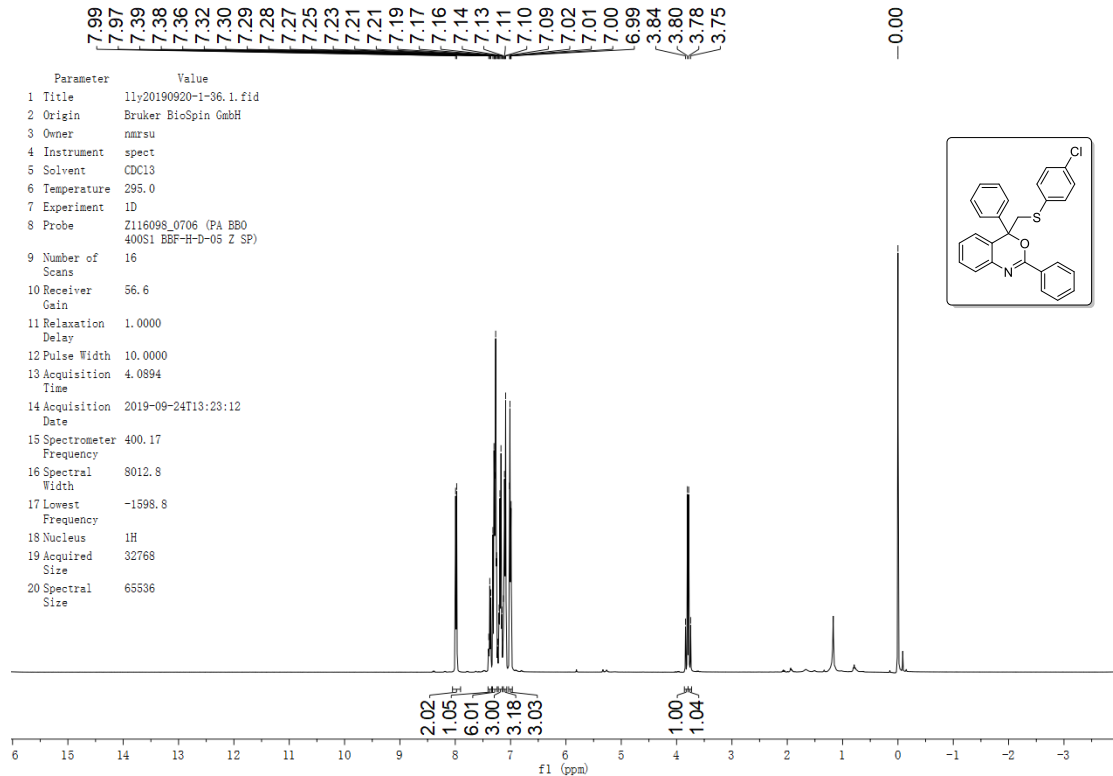
4-(((4-fluorophenyl)thio)methyl)-2,4-diphenyl-4H-benzo[d][1,3]oxazine (3ab)



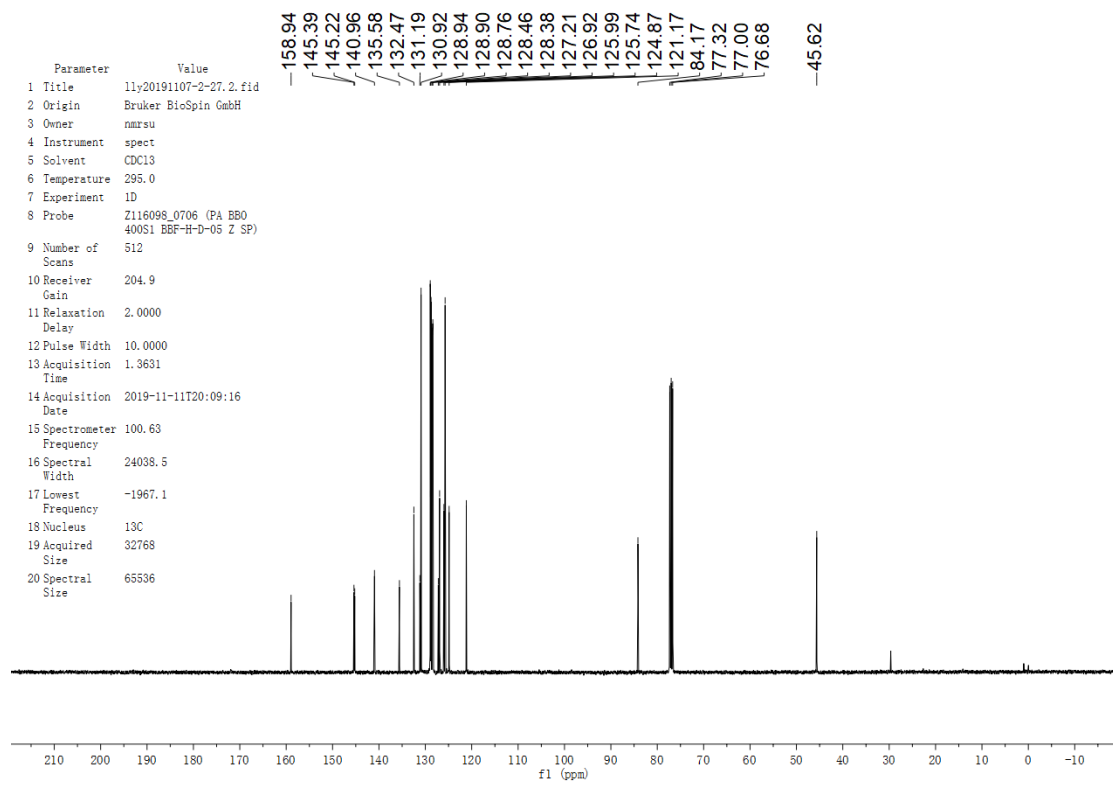
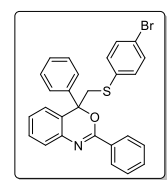
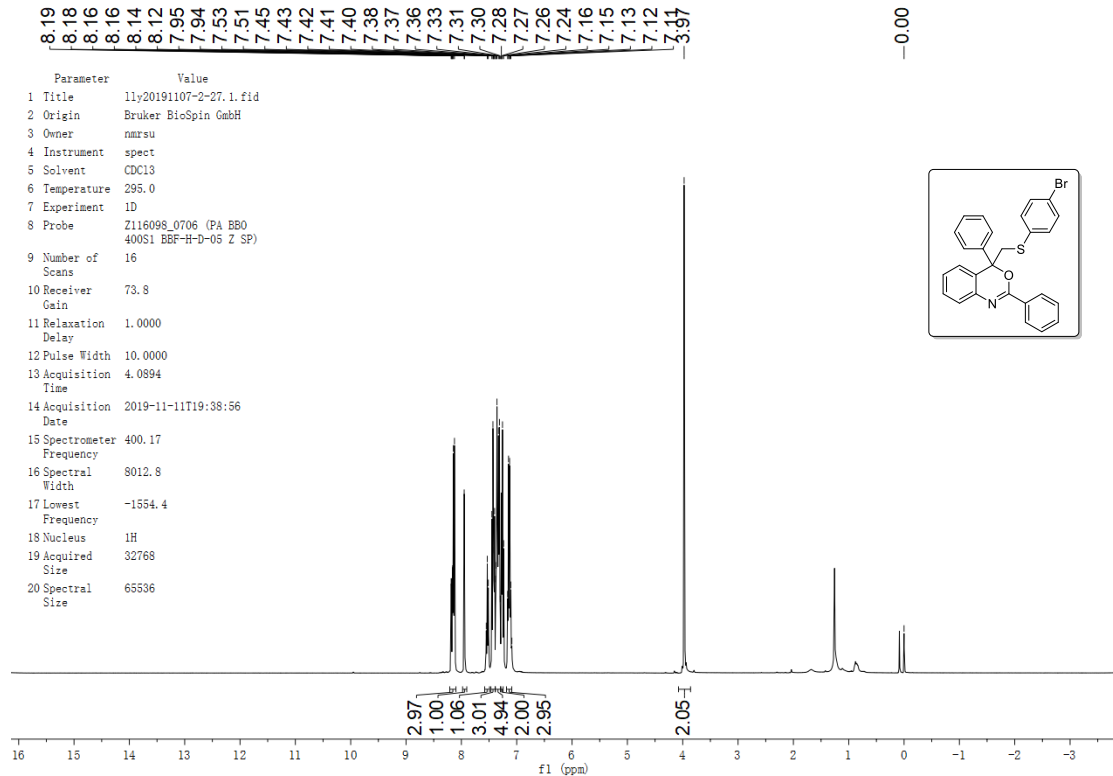
Parameter	Value
1 Title	11y20191022-1-f.2.fid
2 Origin	Bruker BioSpin GmbH
3 Owner	nmrsu
4 Instrument	spect
5 Solvent	CDCl3
6 Temperature	297.1
7 Experiment	1D
8 Probe	5 mm PABBO BB/ 19F-1H/ D Z-GRD Z116098/ 0154
9 Number of Scans	16
10 Receiver Gain	207.2
11 Relaxation Delay	1.0000
12 Pulse Width	14.0000
13 Acquisition Time	0.7340
14 Acquisition Date	2020-06-17T10:10:00
15 Spectrometer Frequency	376.37
16 Spectral Width	89285.7
17 Lowest Frequency	-82283.1
18 Nucleus	19F
19 Acquired Size	65536
20 Spectral Size	131072



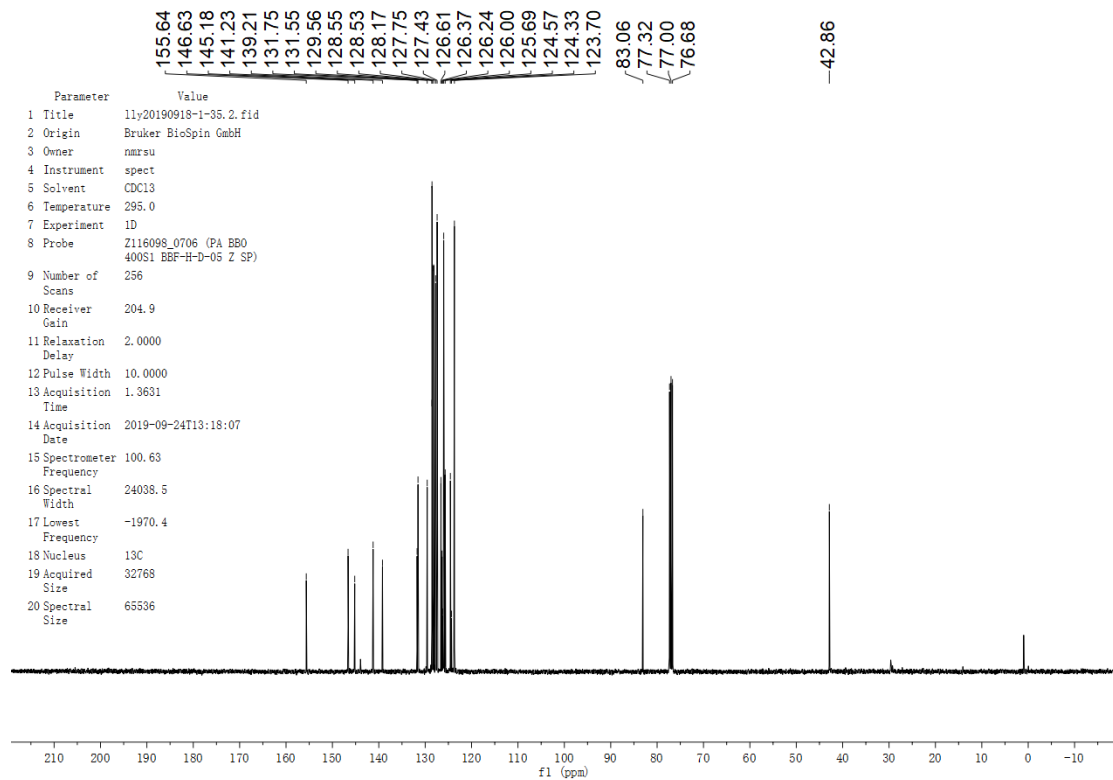
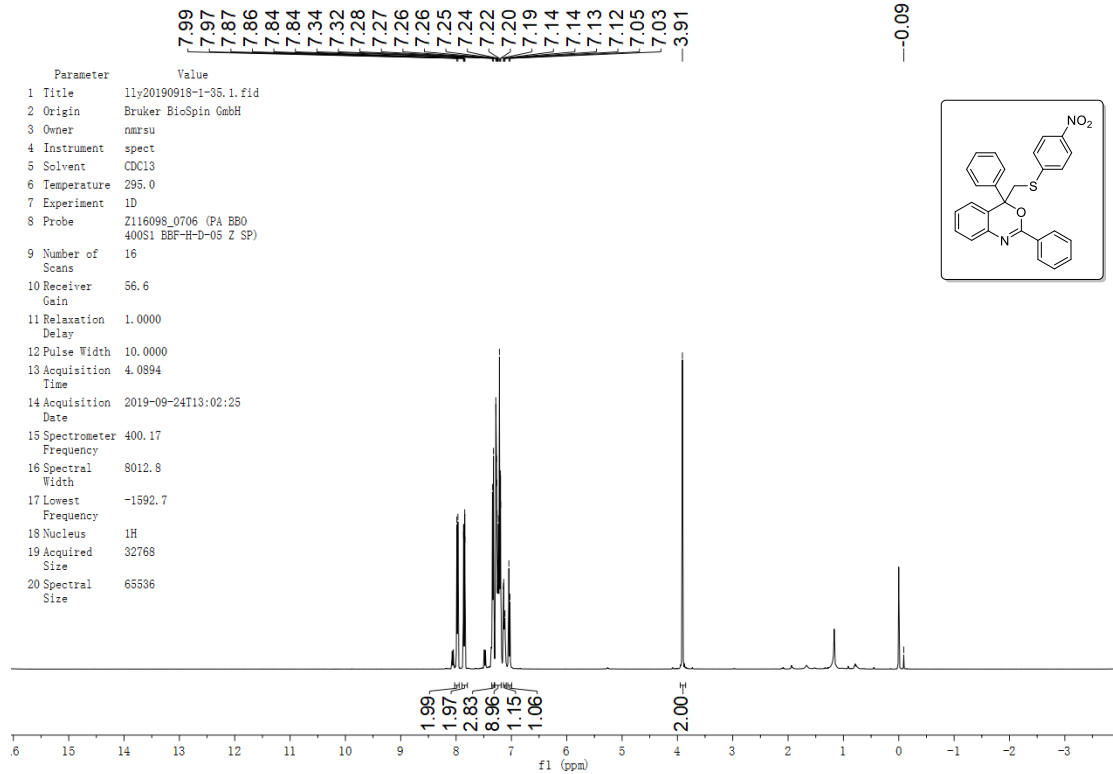
4-(((4-chlorophenyl)thio)methyl)-2,4-diphenyl-4H-benzo[d][1,3]oxazine (3ac)



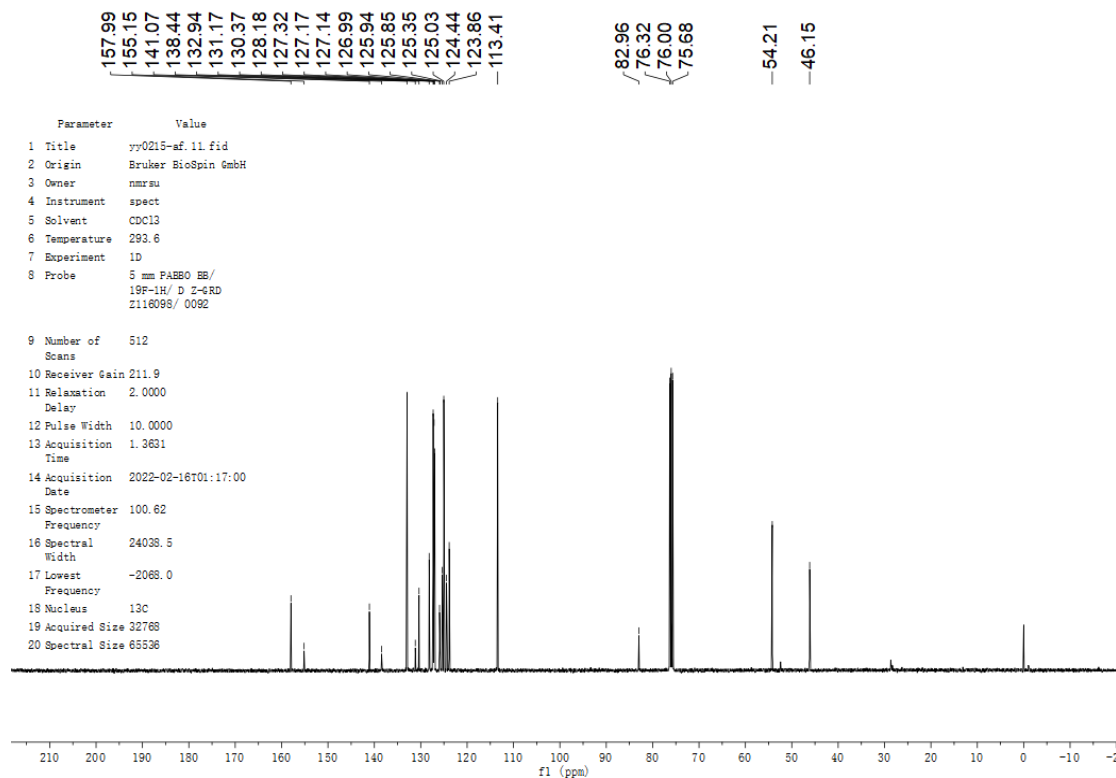
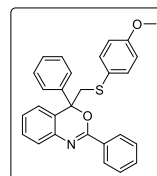
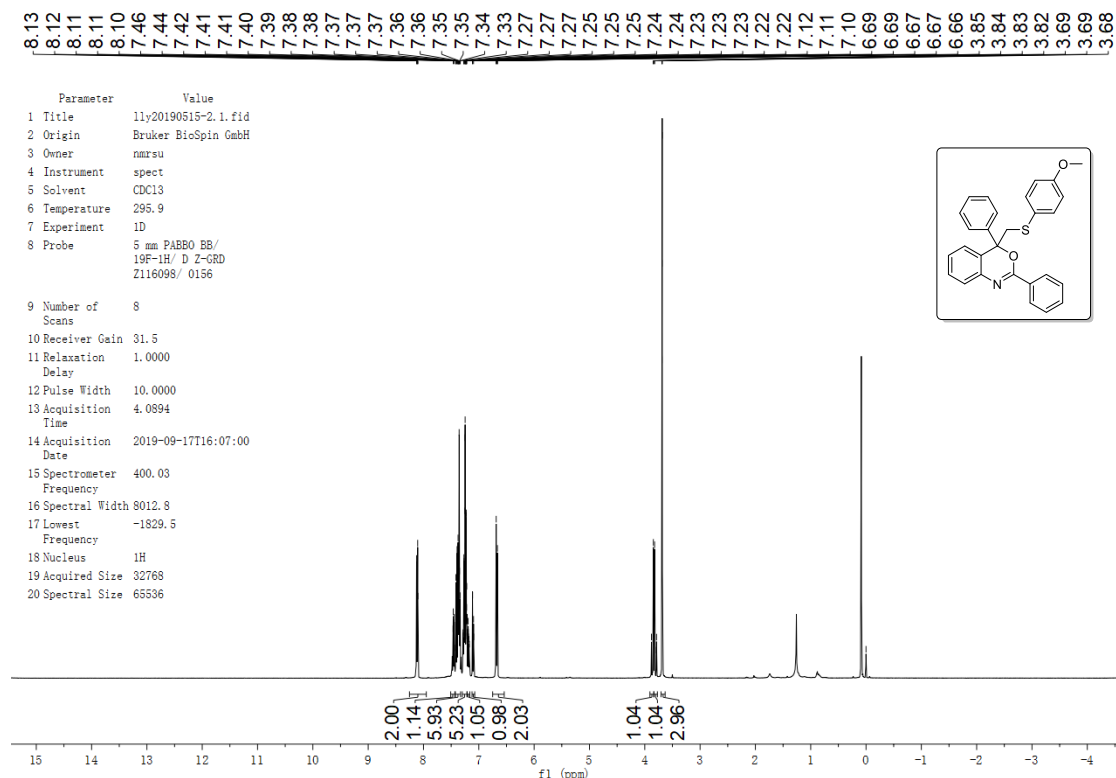
4-(((4-bromophenyl)thio)methyl)-2,4-diphenyl-4H-benzo[d][1,3]oxazine (3ad)



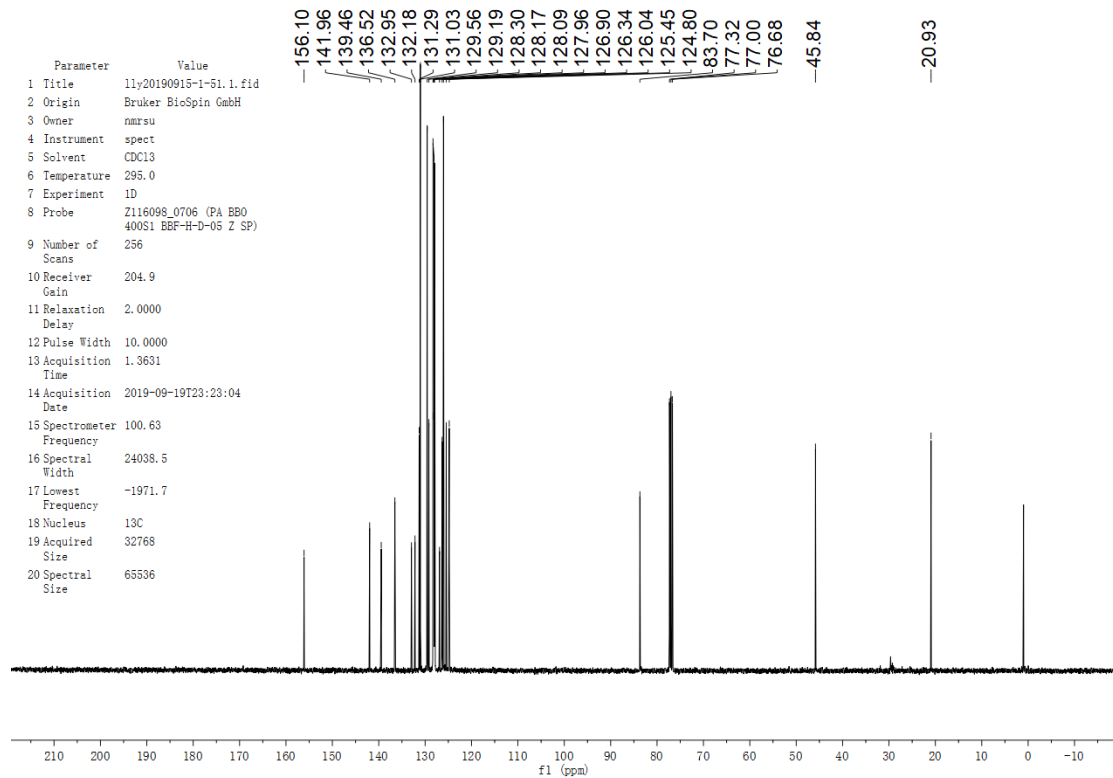
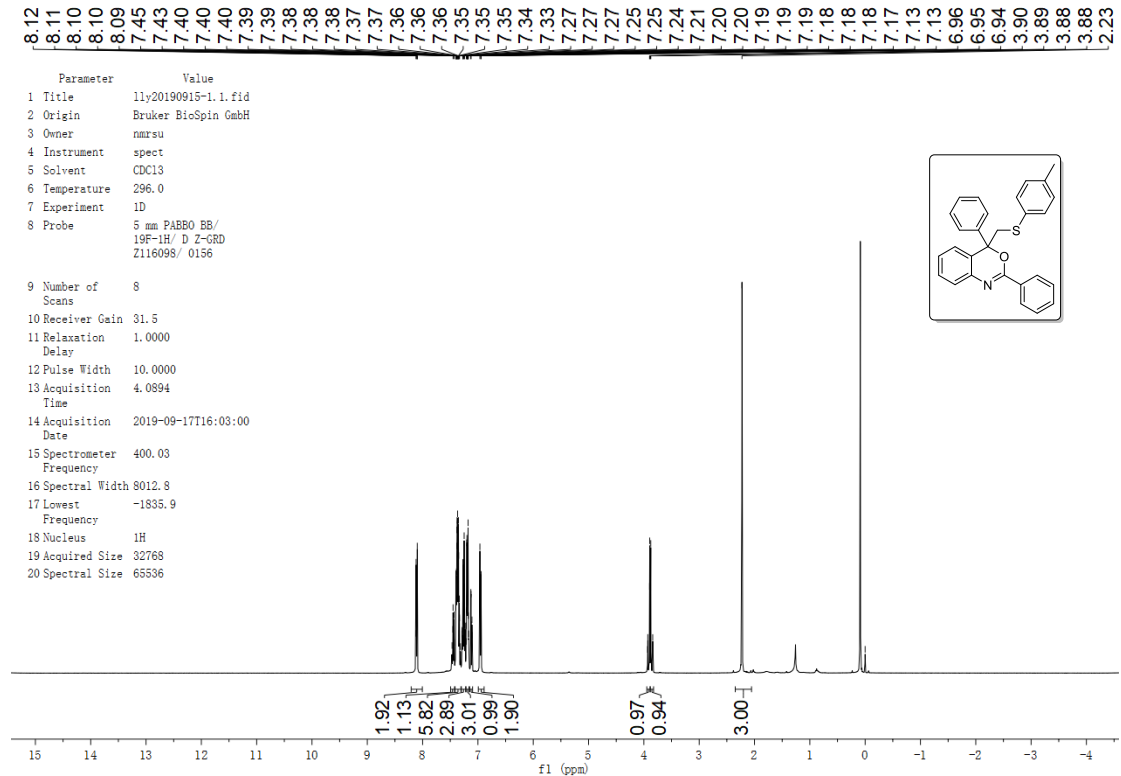
4-(((4-nitrophenyl)thio)methyl)-2,4-diphenyl-4H-benzo[d][1,3]oxazine (3ae)



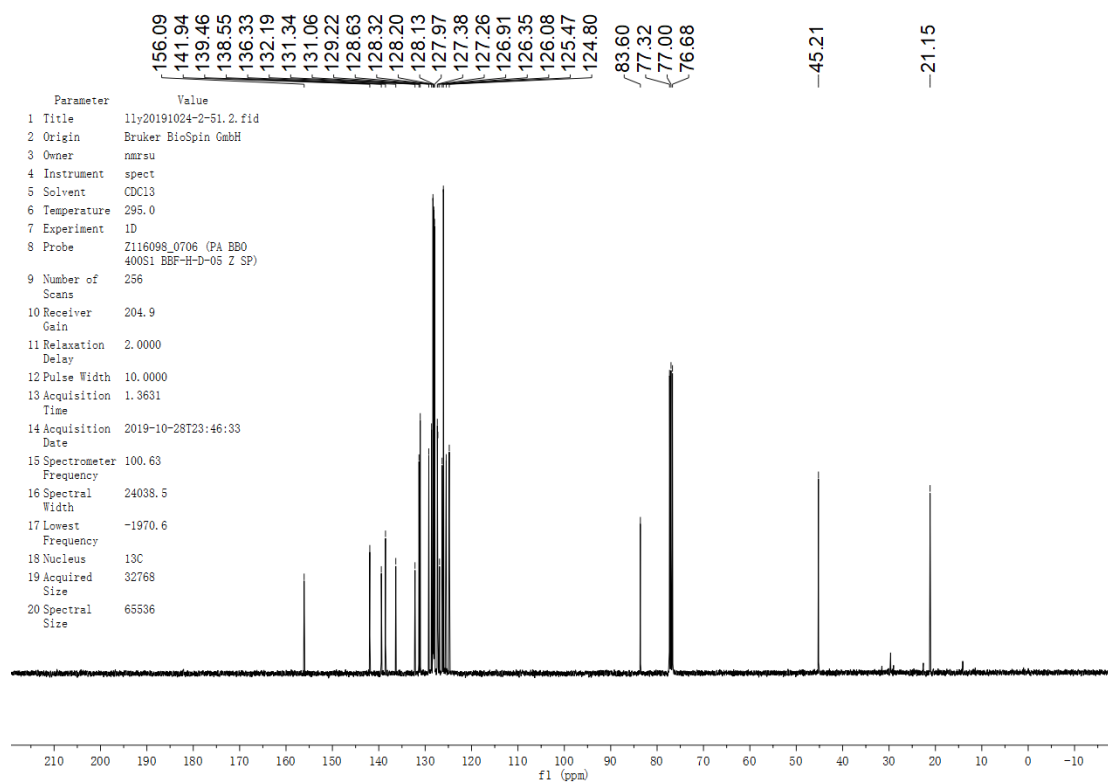
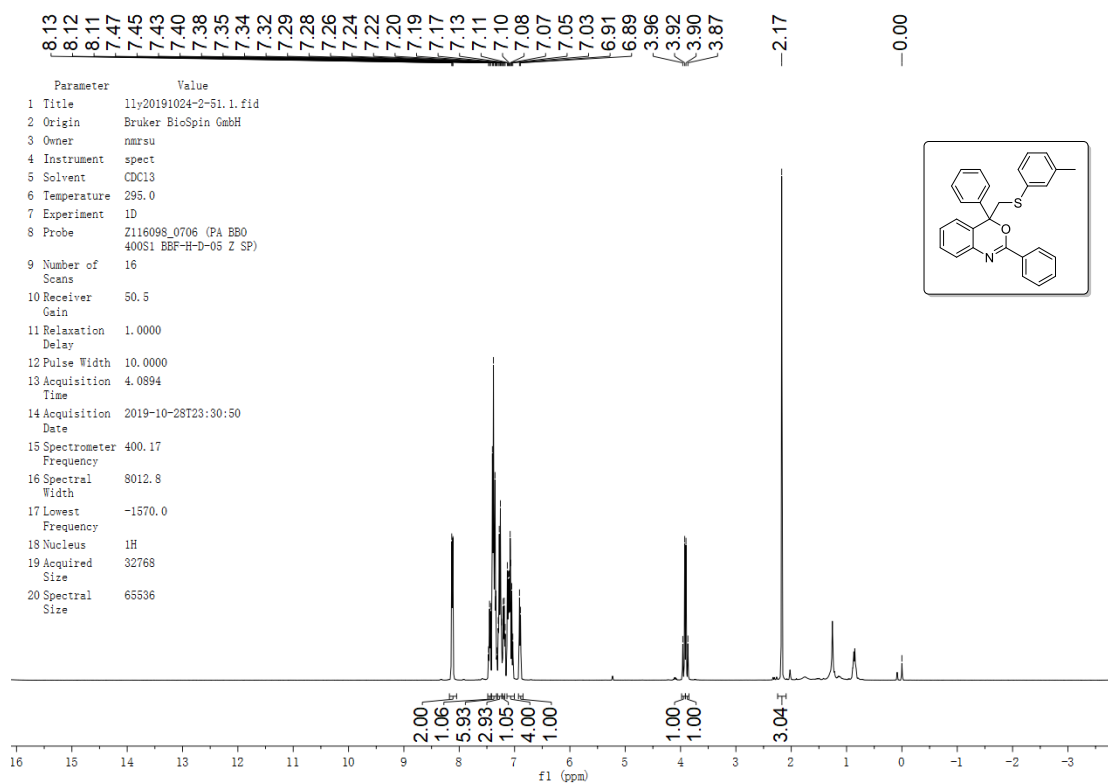
4-(((4-methoxyphenyl)thio)methyl)-2,4-diphenyl-4H-benzo[d][1,3]oxazine (3af)



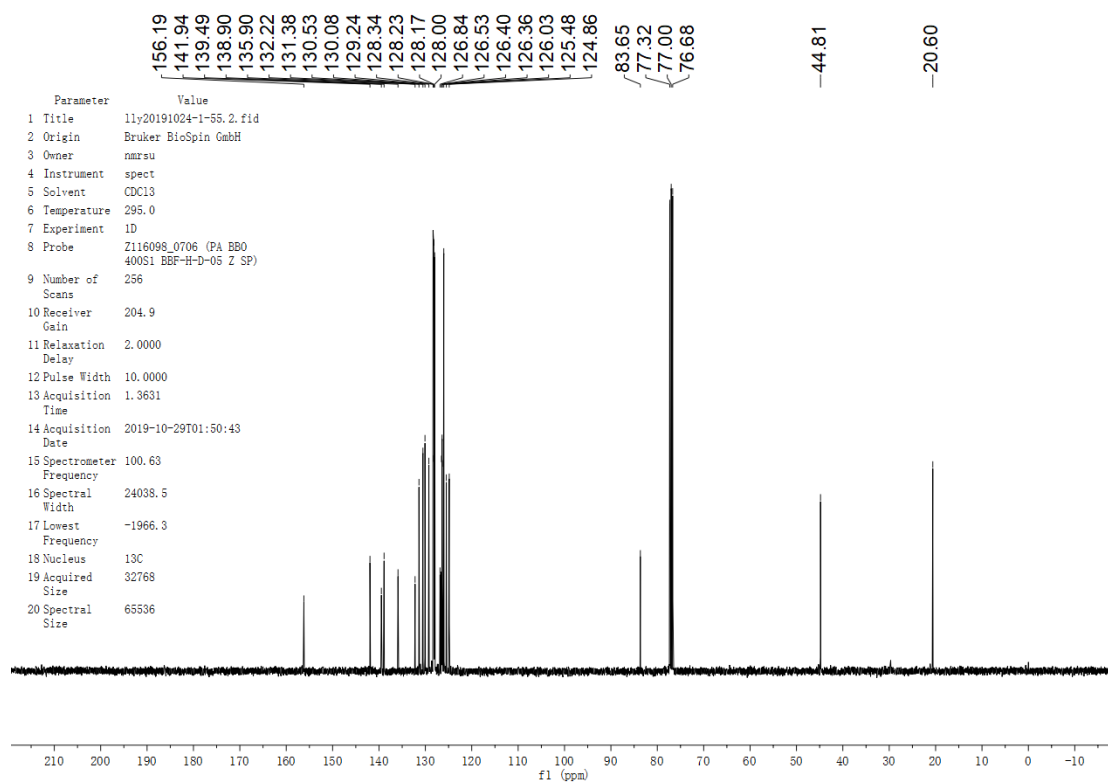
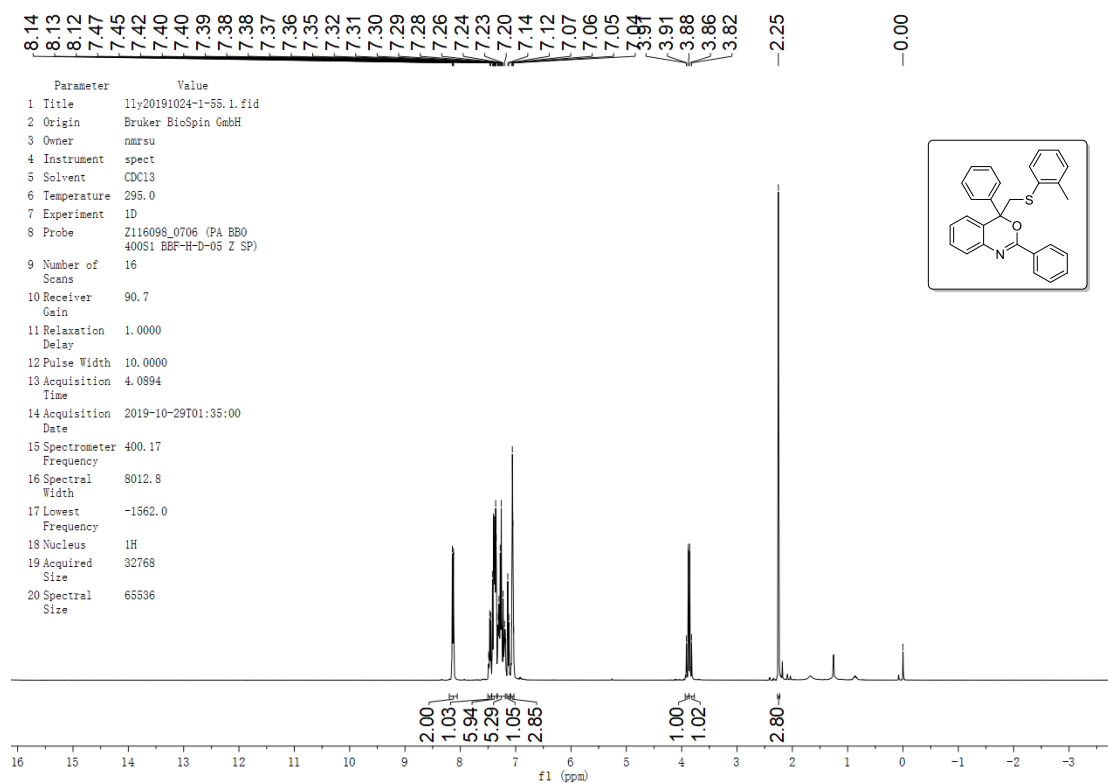
2,4-diphenyl-4-((p-tolylthio)methyl)-4H-benzo[d][1,3]oxazine (3ag)



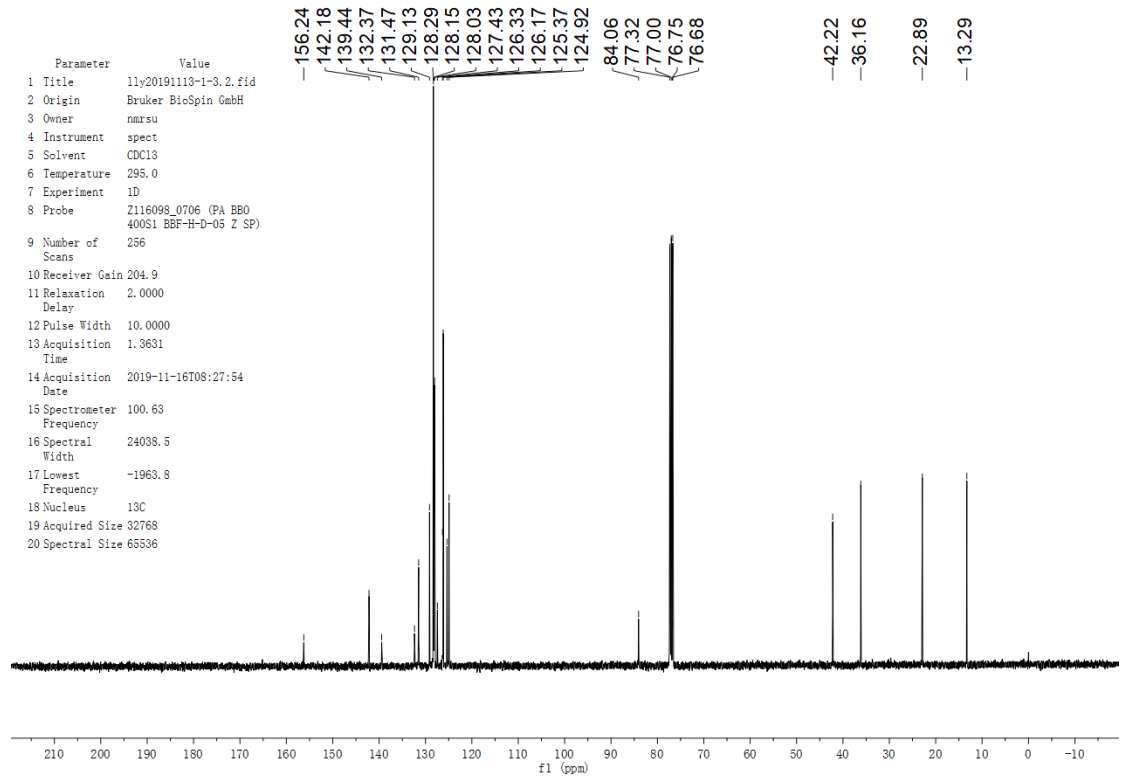
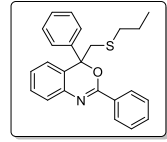
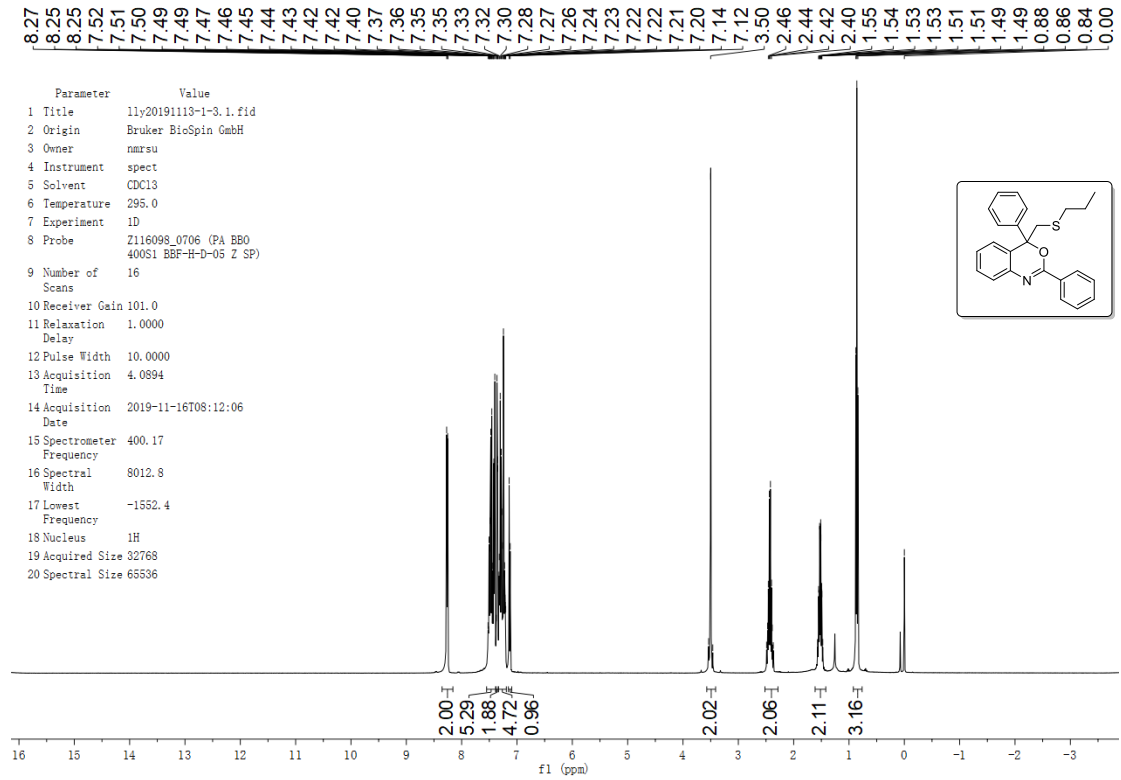
2,4-diphenyl-4-((m-tolylthio)methyl)-4H-benzo[d][1,3]oxazine (3ah)



2,4-diphenyl-4-((o-tolylthio)methyl)-4H-benzo[d][1,3]oxazine (3ai)



2,4-diphenyl-4-((propylthio)methyl)-4H-benzo[d][1,3]oxazine (3ak)



4-((cyclohexylthio)methyl)-2,4-diphenyl-4H-benzo[d][1,3]oxazine (3a)

