

Supplementary material

**Density-adjusted liquid-phase microextraction with smartphone
digital image colorimetry to determine parathion-methyl in water,
fruit juice, vinegar, and fermented liquor**

Xinyuan Bi^a, Haijuan Jiang^{b,c}, Xingle Guo^{b,c}, Min Wang^{b,c}, Yu Niu^a, Liyan
Jia^{b,c,*}, and Xu Jing^{b,c*}

^a *Agricultural Economics and Management College, Shanxi Agricultural
University, Taiyuan, Shanxi 030006, China*

^b *College of Food Science and Engineering, Shanxi Agricultural University,
Taigu, Shanxi 030801, China*

^c *Graduate Education Innovation Center on Baijiu Bioengineering in Shanxi
Province, Taigu, Shanxi 030801, China*

*Corresponding author: E-mail: liyangjia1979@163.com (Liyan Jia), Phone number:
(86) 0354-6288325; E-mail: x.jing@vip.163.com (Xu Jing), Phone number: (86)
0354-6288325;

Number of pages: 4

Number of figures: 3

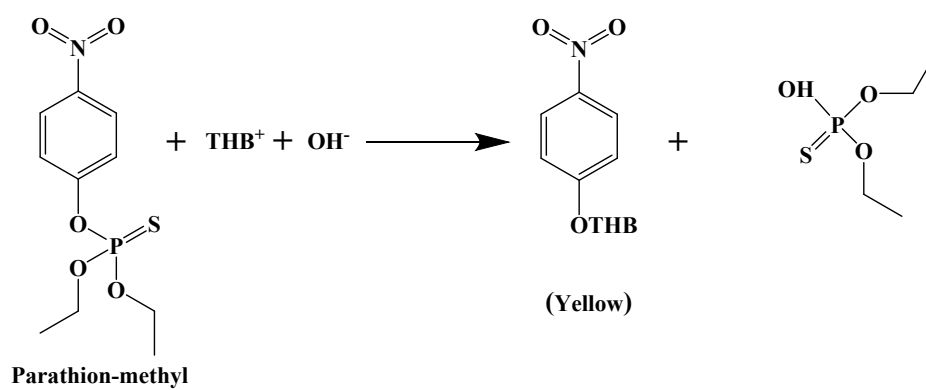


Fig. S1. Chromogenic reaction of parathion-methyl.

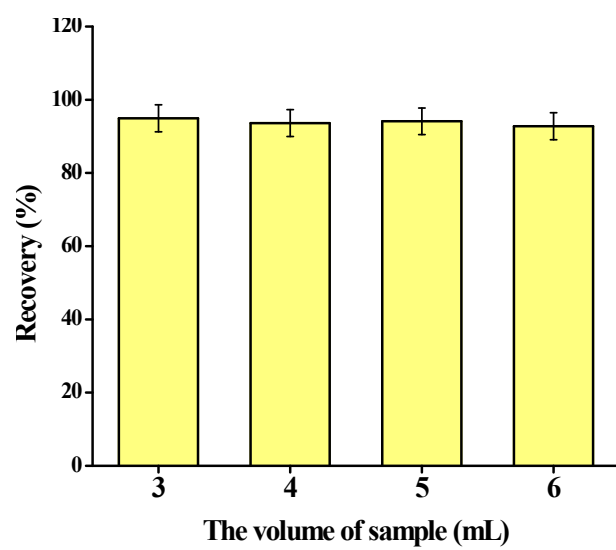


Fig. S2. Optimization of the volume of sample.

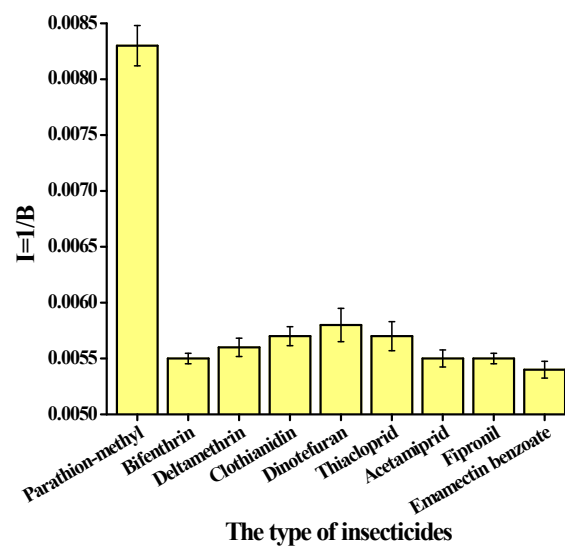


Fig. S3. The intensity of different insecticides: a, parathion-methyl; b, bifenthrin; c, deltamethrin; d, clothianidin; e, dinotefuran; f, thiacloprid; g, acetamiprid; h, fipronil; i, emamectin benzoate.