

Supporting Information

Enhanced stability of nitrogen doped porous carbon fiber on cathode materials for high performance lithium-sulfur batteries

Xi Wu^a, Xiaohua Jie^a, Xinghua Liang^{b,d,*}, Suo Li^b, Lingxiao Lan^{b,d}, Dan Xie^e, Yusi Liu^{c*}

^aSchool of Materials and Energy, Guangdong University of Technology, Guangzhou 510006, China;

^bGuangxi Key Laboratory of Automobile Components and Vehicle Technology, Guangxi University of Science & Technology, Liuzhou 545006, P. R.China;

^cCollege of Smart Energy, Shanghai Jiao Tong University, Shanghai 200240, P. R.China.

^dNational Engineering Laboratory for Modern Materials Surface Engineering Technology, Guangdong Institute of New Materials, Guangdong Academy of Science, Guangzhou 510650, P. R.China;

^eDongfeng Xiaokang Moto Co.,Ltd, Shiyuan 442000, P. R.China.

*E-mail: 309602373@qq.com(Xinghua Liang), Yusiliu@sjtu.edu.cn(Yusi Liu)

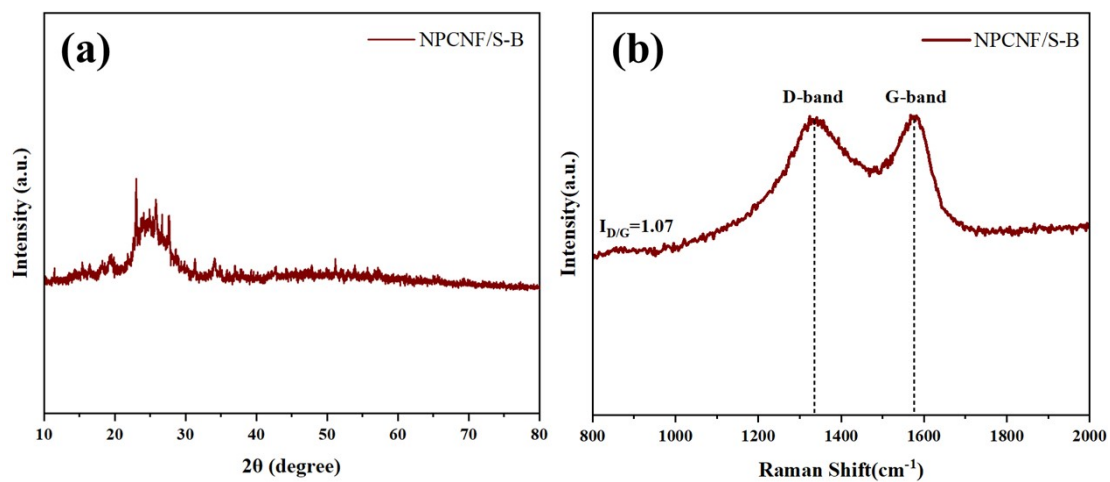


Figure S1. (a) XRD pattern and (b) Raman spectra of NPCNF/S-B.




Figure S2. (a) Low and (b) high-magnification SEM images of NPCNF/S-B.

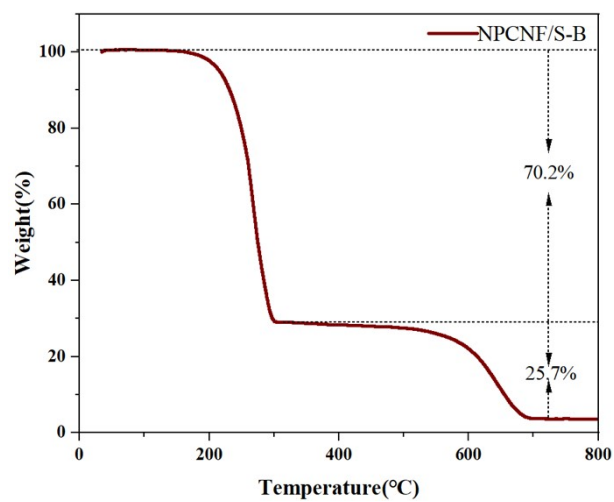


Figure S3. TGA curve of NPCNF/S-B at 10 °C min⁻¹ in air atmosphere.

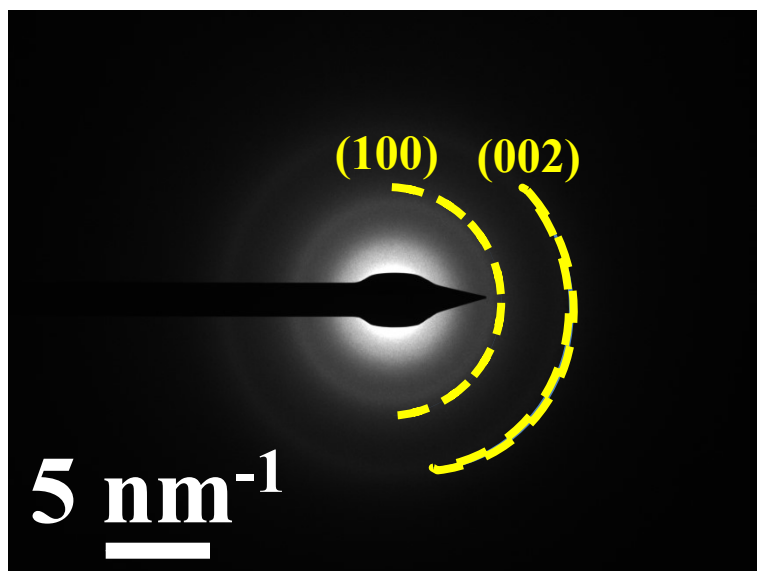


Figure S4. The SAED pattern of area 2 in Figure 5.