

# Formation and evolution of C–C, C–O, C=O and C–N bonds in chemical reactions of prebiotic interest

Alejandro Arias,<sup>†</sup> Sara Gómez,<sup>‡</sup> Natalia Rojas-Valencia,<sup>†,¶</sup> Francisco Núñez-Zarur,<sup>§</sup>  
Chiara Cappelli,<sup>‡</sup> Juliana A. Murillo-López,<sup>||</sup> Albeiro Restrepo<sup>†</sup>

<sup>†</sup>*Instituto de Química, Universidad de Antioquia UdeA, Calle 70 No. 52-21, Medellín, Colombia*

<sup>‡</sup>*Scuola Normale Superiore, Classe di Scienze, Piazza dei Cavalieri 7, 56126, Pisa, Italy*

<sup>¶</sup>*Escuela de Ciencias y Humanidades, Departamento de Ciencias Básicas, Universidad Eafit, AA 3300, Medellín, Colombia*

<sup>§</sup>*Facultad de Ciencias Básicas, Universidad de Medellín, Carrera 87 No. 30-65, 050026, Medellín, Colombia*

<sup>||</sup>*Departamento de Ciencias Químicas, Facultad de Ciencias Exactas, Universidad Andres Bello, Autopista, Concepción-Talcahuano, 7100 Talcahuano, Chile*

## Supplementary Material

Table S1: Intrinsic activation and reaction energies for our 23 elementary steps at 373 K and 1atm, in kcal/mol units. An asterisk attached to a label means that HNC is involved instead of HCN. Notice that reaction **14** leads to different products than those reported by Das and coworkers[1] in gas phase.

Label	Reaction	$\Delta G_{\text{act}}^{\ddagger}$		$\Delta G_{\text{rxn}}$	
		In gas phase	In solution	In gas phase	In solution
<b>1</b>	$\text{HCN} + \text{H}_2\text{O} \rightarrow \text{CH}_3\text{NO}$	50.5	52.5	13.7	12.1
<b>2</b>	$\text{CH}_3\text{NO} \rightarrow \text{CH}_3\text{NO}$	10.8	10.2	-10.9	-13.2
<b>3</b>	$\text{CH}_3\text{NO} + \text{H}_2\text{O} \rightarrow \text{NH}_3 + \text{CH}_2\text{O}_2$	47.1	47.5	5.5	10.2
<b>4*</b>	$\text{CH}_2\text{O}_2 + \text{HCN} \rightarrow \text{C}_2\text{HNO} + \text{H}_2\text{O}$	59.7	63.8	26.1	25.4
<b>5*</b>	$\text{C}_2\text{HNO} \rightarrow \text{CO} + \text{HCN}$	31.1	21.3	-31.7	-31.4
<b>6</b>	$\text{CO} + \text{H}_2\text{O} \rightarrow \text{CH}_2\text{O}_2$	64.9	64.9	47.7	47.0
<b>7</b>	$\text{HCN} \rightarrow \text{HNC}$	54.8	43.2	16.2	15.0
<b>8</b>	$\text{CH}_2\text{O}_2 \rightarrow \text{CO}_2 + \text{H}_2$	51.3	50.1	-12.7	-6.8
<b>9</b>	$\text{CH}_2\text{O}_2 + \text{H}_2 \rightarrow \text{CH}_4\text{O}_2$	53.2	56.5	-3.6	5.8
<b>10</b>	$\text{CH}_4\text{O}_2 \rightarrow \text{CH}_2\text{O} + \text{H}_2\text{O}$	31.7	30.0	-0.2	-4.1
<b>11*</b>	$\text{CH}_2\text{O} + \text{HNC} \rightarrow \text{C}_2\text{H}_3\text{NO}$	26.6	22.9	-24.0	-24.6
<b>12</b>	$\text{CH}_2\text{O} + \text{NH}_3 \rightarrow \text{CH}_5\text{NO}$	39.2	31.7	-1.0	-0.8
<b>13</b>	$\text{CH}_5\text{NO} \rightarrow \text{CH}_3\text{N} + \text{H}_2\text{O}$	36.4	34.4	0.1	-0.6
<b>14*</b>	$\text{CH}_3\text{N} + \text{HCN} \rightarrow \text{C}_2\text{H}_4\text{N}_2$	NA	5.5	NA	-29.6
<b>14</b>	$\text{CH}_3\text{N} + \text{HCN} \rightarrow \text{C}_2\text{H}_4\text{N}_2$	36.6	NA	8.9	NA
<b>15</b>	$\text{C}_2\text{H}_4\text{N}_2 + \text{H}_2\text{O} \rightarrow \text{C}_2\text{H}_6\text{N}_2\text{O}$	50.3	50.5	13.6	12.6
<b>16</b>	$\text{C}_2\text{H}_6\text{N}_2\text{O} \rightarrow \text{C}_2\text{H}_6\text{N}_2\text{O}$	9.8	8.9	-11.3	-13.7
<b>17</b>	$\text{C}_2\text{H}_6\text{N}_2\text{O} + \text{H}_2\text{O} \rightarrow \text{C}_2\text{H}_5\text{NO}_2$	47.3	46.1	1.9	6.0
<b>18</b>	$\text{C}_2\text{H}_3\text{NO} + \text{CH}_2\text{O} \rightarrow \text{C}_3\text{H}_5\text{NO}_2$	50.0	43.7	-12.9	-14.3
<b>19*</b>	$\text{C}_3\text{H}_5\text{NO}_2 \rightarrow \text{C}_2\text{H}_4\text{O}_2 + \text{HCN}$	37.8	29.2	21.6	17.3
<b>20</b>	$\text{C}_2\text{H}_3\text{NO} + \text{CH}_3\text{NO} \rightarrow \text{C}_3\text{H}_6\text{N}_2\text{O}_2$	35.5	36.4	17.8	19.3
<b>21</b>	$\text{C}_3\text{H}_6\text{N}_2\text{O}_2 + \text{HCN} \rightarrow \text{C}_4\text{H}_7\text{N}_3\text{O}_2$	50.2	56.8	11.5	13.2
<b>22</b>	$\text{C}_4\text{H}_7\text{N}_3\text{O}_2 \rightarrow \text{C}_4\text{H}_7\text{N}_3\text{O}_2$	48.9	38.7	-7.5	-8.5
<b>23</b>	$\text{C}_4\text{H}_7\text{N}_3\text{O}_2 \rightarrow \text{C}_4\text{H}_5\text{N}_3\text{O} + \text{H}_2\text{O}$	31.9	30.4	-6.2	-6.2

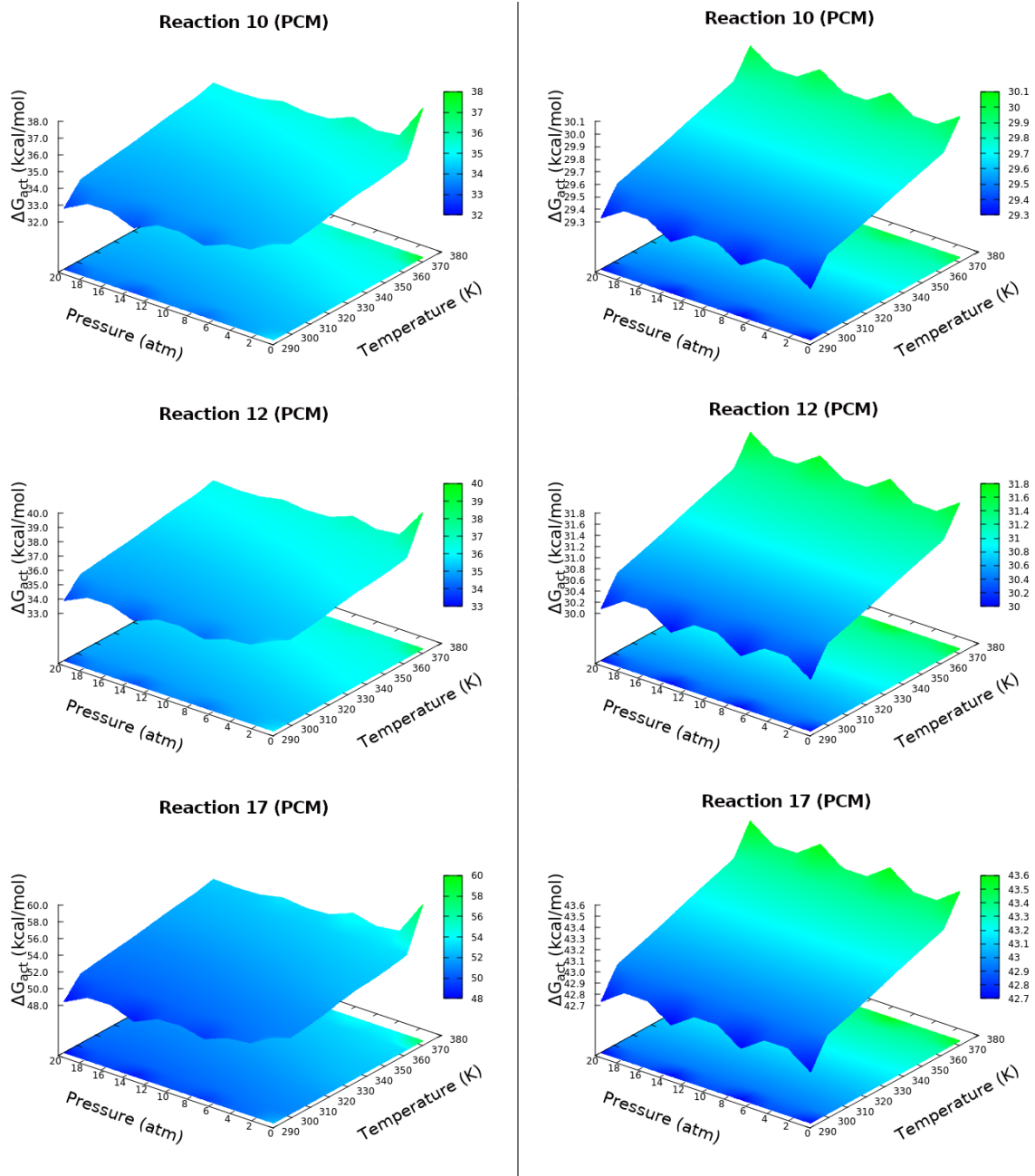


Figure S1: Absolute (left) and intrinsic (right) activation energies for elementary steps **10**, **12** and **17** (Table 1), in *solution*, over a grid of temperatures in [293, 373] K and pressures in [0.5, 20] atm.

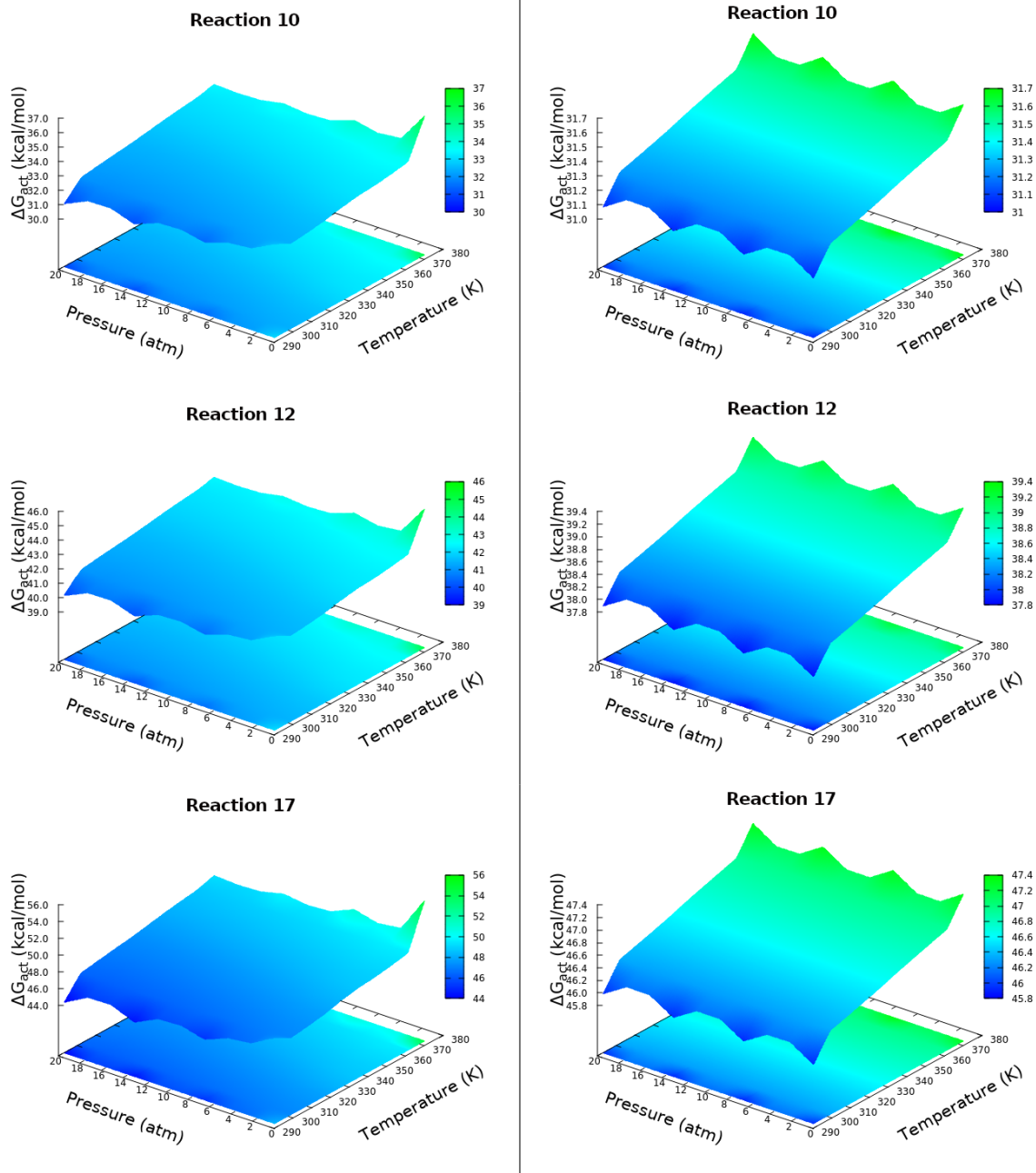


Figure S2: Absolute (left) and intrinsic (right) activation energies for elementary steps **10**, **12** and **17** (Table 1), in *vacuo*, over a grid of temperatures in [293, 373] K and pressures in [0.5, 20] atm.

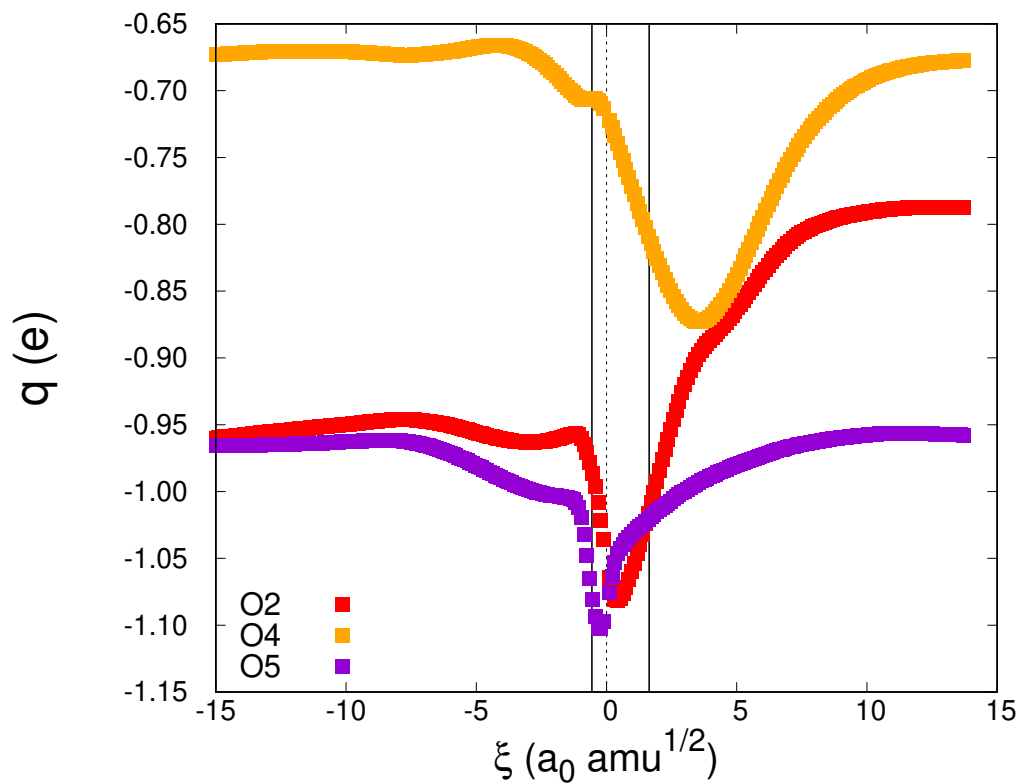


Figure S3: Natural charges at oxygen atoms along the IRC for the reaction **3**.

## References

- [1] Tamal Das, Siddharth Ghule, and Kumar Vanka. Insights into the origin of life: Did it begin from hcn and h<sub>2</sub>o? *ACS central science*, 5(9):1532–1540, 2019.