

Supporting Information

Powerful Antitumor “Trident”: combination of Radio-, Immuno- and Anti-angiogenesis therapy based on mesoporous silica single coated gold nanoparticles

Cheng Wang^{1,†}, Lingyun Wu^{2,†}, Huili Yuan¹, Hao Yu², Jiaqi Xu², Si Chen^{1,}, Senxiang Yan^{2,*}, and Xu Wang^{1,*}*

¹ College of Materials Science & Engineering, Zhejiang University of Technology, Hangzhou 310014, P. R. China.

E-mail: chensi@zjut.edu.cn

² The First Affiliated Hospital, Zhejiang University School of Medicine, Hangzhou 310003, P. R. China.

Email: yansenxiang@zju.edu.cn

† these authors contribute equally to this work

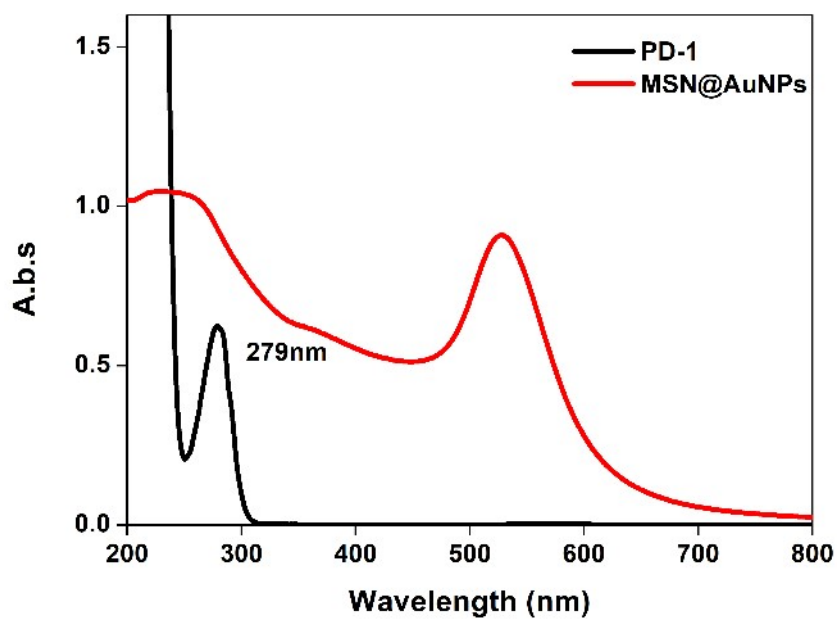


Figure S1. The UV-vis spectrum of MSN@AuNPs and PD-1

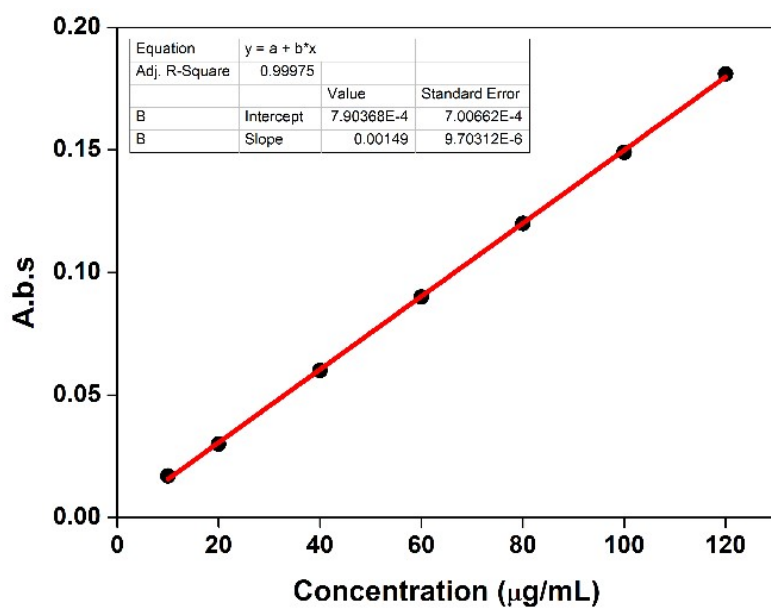


Figure S2. The working curve of PD-1




Figure S3. The TEM photos of nanomedicine addressing in different environment (pH5.7 or pH7.4, 37°C)