

1 **Sensing interface based on electrodeposited Cu-BTC microporous film for electrochemical**  
2 **detection of pain killer paracetamol**

3 **(SI)**

4 Nguyen Tien Dat<sup>1</sup>, Nguyen Ngoc Tien<sup>2,3</sup>, Nguyen Thi Thanh Ngan<sup>4</sup>, Vu Thi Thu<sup>4,\*</sup>


5 <sup>1</sup>Hanoi University of Science and Technology of Hanoi, 1 Dai Co Viet, Hanoi, Vietnam

6 <sup>2</sup>Graduate University of Science and Technology of Hanoi (GUST), Vietnam Academy of  
7 Science and Technology (VAST), 18 Hoang Quoc Viet, Hanoi, Vietnam

8 <sup>3</sup>Military Institute of Chemical and Environmental Engineering (MICEE), Hoai Duc, Hanoi,  
9 Vietnam

10 <sup>4</sup>University of Science and Technology of Hanoi (USTH), Vietnam Academy of Science and  
11 Technology (VAST), 18 Hoang Quoc Viet, Hanoi, Vietnam

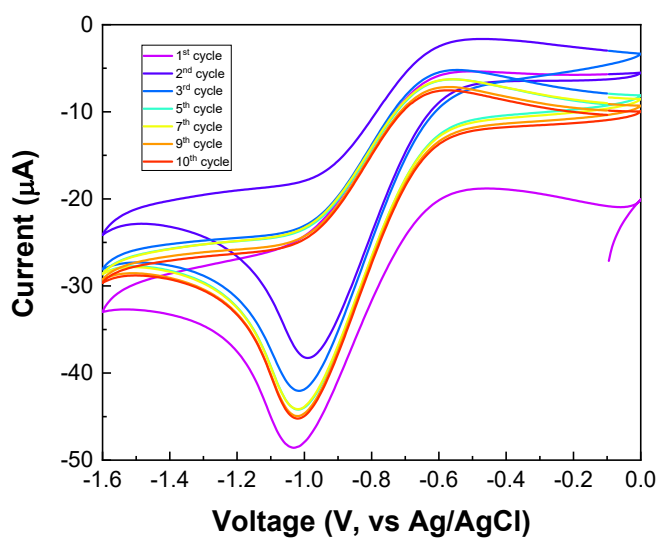
12 \*Email: [thuvu.edu86@gmail.com](mailto:thuvu.edu86@gmail.com)



31

32

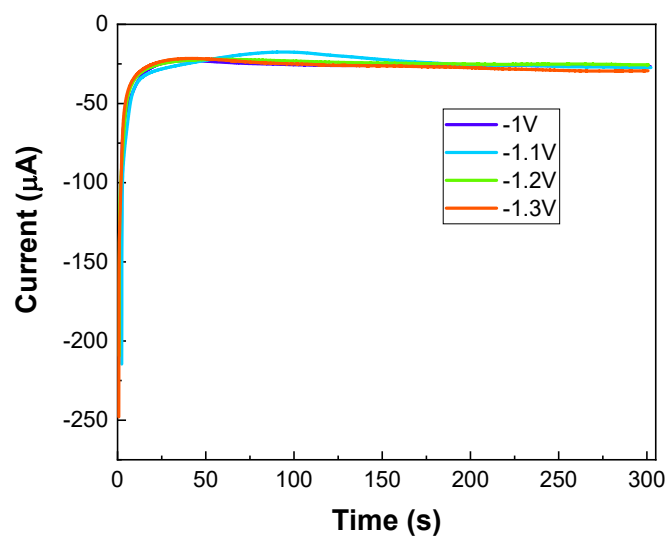
**Fig 1S.** Formation of Cu-BTC in solution at ambient conditions.



33

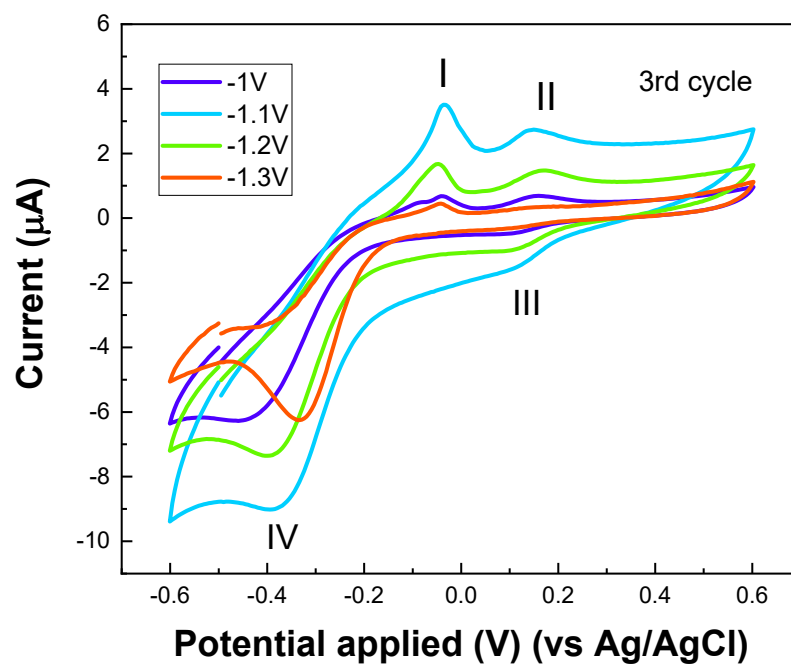
34

**Fig 2S.** Cyclic voltammograms recorded during the growth of Cu-BTC on GCE.



35

36 **Fig 3S.** CA curves recorded during the growth of Cu-BTC on GCE at different applied voltages.



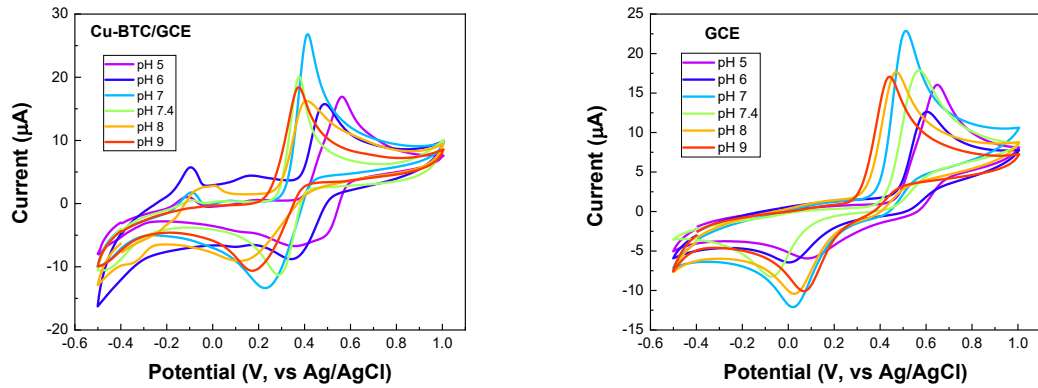
37

38 **Fig 4S.** Cyclic voltammograms recorded on Cu-BTC/GCE in 100 mM KCl

39

40

41

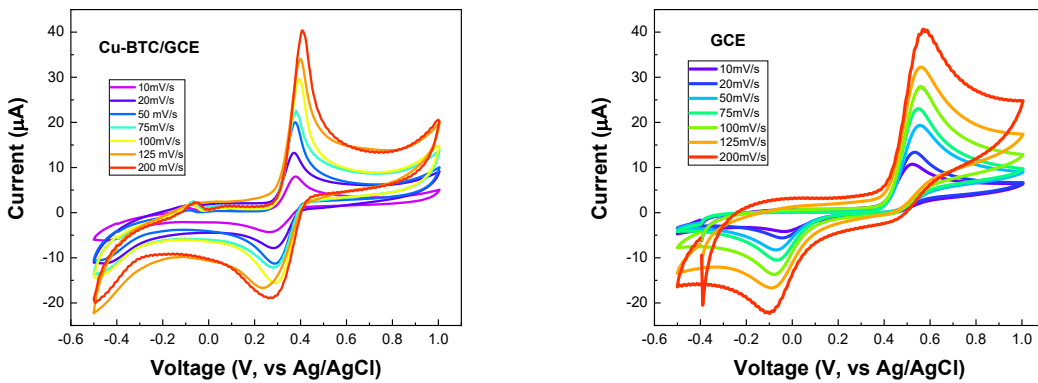


42

43

Fig 5S. Effects of pH on oxidation of paracetamol.

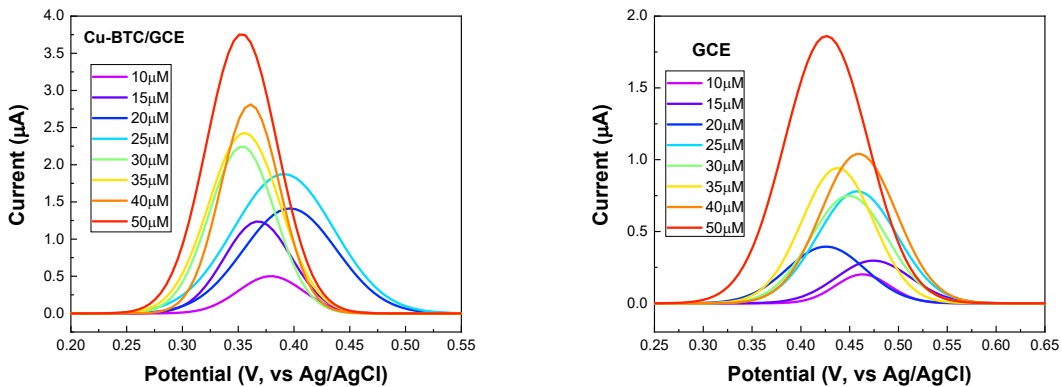
44



45

46

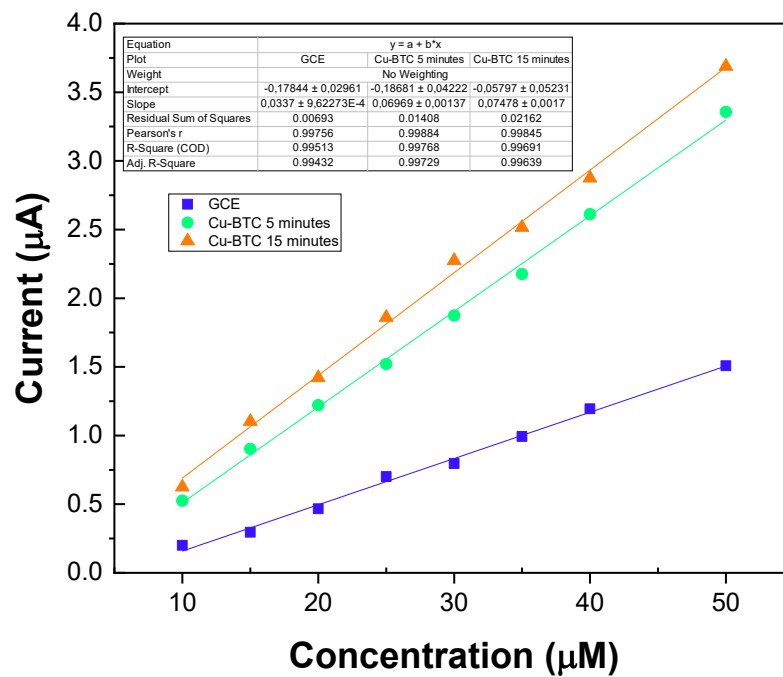
Fig 6S. Effects of scan rate on oxidation of paracetamol.



47

48

Fig 7S. SWV curves recorded at different concentrations of paracetamol.



49

50

**Fig 8S.** Effect of synthesis time on oxidation of paracetamol.

51