

Supporting Information

**Synthesis of Medium-sized Heterocycles from Oxetanes
Based on an Allylic Amination/Ring-opening Strategy**

Jixing Li,¹ Ming Fang,¹ Maoyan Liao,¹ Hongling Xie,¹ Xiu-Qin Dong,⁴ Zhengyu

Han,^{1,2,*} Jianwei Sun,³ Hai Huang^{1,*}

¹ *Jiangsu Key Laboratory of Advanced Catalytic Materials & Technology, School of Petrochemical Engineering, Changzhou University, Changzhou (China)*

² *Jiangsu Province Key Laboratory of Fine Petrochemical Engineering, Changzhou University, Changzhou 213164, China*

³ *Department of Chemistry, The Hong Kong University of Science and Technology, Clear Water Bay, Kowloon, Hong Kong SAR (China)*

⁴ *College of Chemistry and Molecular Sciences, Engineering Research Center of Organosilicon Compounds & Materials, Ministry of Education, Wuhan University, Wuhan, Hubei, 430072, China*

Table of Contents

I. General Information.....	S2
II. Preparation of Substrates and characterization.....	S3
III. The Optimization of Reaction Conditions for 1,4-Oxazepanes.....	S13
IV. Synthesis of Medium-sized Heterocycles.....	S15
V. Gram-scale Synthesis and Derivation of Products	S35

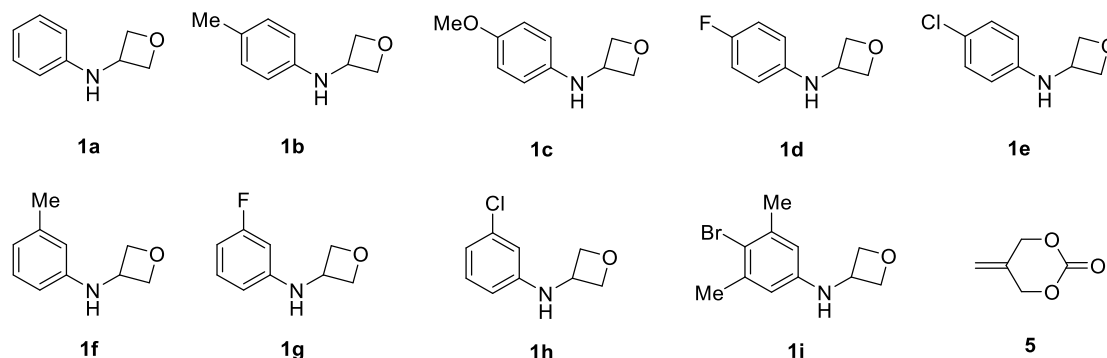
NMR Specturm

I. General Information

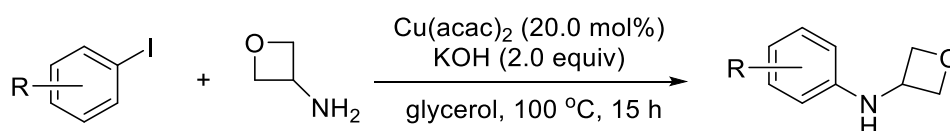
Flash column chromatography was performed over silica gel (200-300 mesh) purchased from Qindao Puke Co. Lit., China. All air or moisture sensitive reactions were conducted in oven-dried glassware under nitrogen atmosphere using anhydrous solvents. Anhydrous toluene, acetonitrile, dichloromethane, chloroform, dimethyl sulfoxide and tetrahydrofuran were purified by the Innovative[®] solvent purification system. Other anhydrous solvents were purchased from J&K Scientific. ¹H, ¹³C and ¹⁹F NMR spectra were collected on a Bruker AV 400 MHz NMR spectrometer using residue solvent peaks as an internal standard (¹H NMR: CDCl₃ at 7.26 ppm, Acetone-*d*₆ at 2.05 ppm, Benzene-*d*₆ at 7.16 ppm,; ¹³C NMR: CDCl₃ at 77.15 ppm, Acetone-*d*₆ at 206.26 ppm, Benzene-*d*₆ at 128.06 ppm). Mass spectra were collected on an Agilent GC/MS 5975C system, a MALDI Micro MX mass spectrometer, or an API QSTAR XL System with TOF as mass analyzer.

II. Preparation of Substrates and characterization

Substrates **1a-1i** and **5** are known compounds, were synthesized according to the literature procedure.



General Procedure A: Preparation of 3-Aminooxetanes.^[1]



Under N_2 atmosphere, to a solution of iodobenzenes (5.0 mmol, 1.0 equiv), 3-aminooxetane (548.2 mg, 7.5 mmol, 1.5 equiv) and KOH (561.1 mg, 10.0 mmol, 2.0 equiv) in glycerol (25 mL) was added Cu(acac)_2 (26.2 mg, 1.0 mmol, 0.2 equiv). Then the reaction mixture was stirred at 100 °C on an oil bath for 15 h. The reaction mixture was diluted with H_2O (30 mL) and extracted with ethyl acetate (10 mL x 3). The combined organic layers dried over Na_2SO_4 , concentrated under reduced pressure. The residue was purified by silica gel column chromatography (petroleum ether/ethyl acetate) to afford the desired 3-aminooxetanes **1**.

N-Phenyloxetan-3-amine (1a) was prepared according to the General Procedure A as a white solid (chromatography eluent: petroleum ether/ ethyl acetate = 4:1) in 58% yield (335.8 mg).

$^1\text{H NMR}$ (300MHz, CDCl_3) δ 7.23-7.17 (m, 2H), 6.78 (t, $J = 5.5$ Hz, 1H),

[1] Zhang J.; Hu, X. *Org. Chem. Front.*, **2021**, *8*, 6616-6621.

6.52-6.50 (m, 2H), 5.00 (t, $J = 4.9$ Hz, 2H), 4.67-4.61 (m, 1H), 4.53 (t, $J = 4.7$ Hz, 2H) ppm.

***N*-(*p*-Tolyl) oxetan-3-amine (1b)** was prepared according to the General Procedure A as a yellow solid (chromatography eluent: petroleum ether/ ethyl acetate = 4:1) in 26% yield (213.5 mg).

¹H NMR (300MHz, CDCl₃) δ 7.01 (d, $J = 6.0$ Hz, 2H), 6.46-6.42 (m, 2H), 4.99 (t, $J = 4.9$ Hz, 2H), 4.64-4.58 (m, 1H), 4.52 (t, $J = 4.6$ Hz, 2H), 2.25 (s, 3H) ppm.

***N*-(4-Methoxyphenyl) oxetan-3-amine (1c)** was prepared according to the General Procedure A as a brown solid (chromatography eluent: petroleum ether/ethyl acetate = 4:1) in 36% yield (324.3 mg).

¹H NMR (300MHz, CDCl₃) δ 6.80-6.76 (m, 2H), 6.50-6.46 (m, 2H), 4.98 (t, $J = 4.7$ Hz, 2H), 4.60-4.54 (m, 1H), 4.50 (t, $J = 4.6$ Hz, 2H) 3.74 (s, 3H) ppm.

***N*-(4-Fluorophenyl) oxetan-3-amine (1d)** was prepared according to the General Procedure A as a yellow solid (chromatography eluent: petroleum ether/ethyl acetate = 4:1) in 42% yield (352.7 mg).

¹H NMR (300MHz, CDCl₃) δ 6.93-6.87 (m, 2H), 6.46-6.41 (m, 2H), 4.99 (t, $J = 4.7$ Hz, 2H), 4.59-4.53 (m, 1H), 4.50 (t, $J = 4.6$ Hz, 2H) ppm.

***N*-(4-Chlorophenyl) oxetan-3-amine (1e)** was prepared according to the General Procedure A as a brown solid (chromatography eluent: petroleum ether/ethyl acetate = 4:1) in 49% yield (447.9 mg).

¹H NMR (300MHz, CDCl₃) δ 7.15-7.11 (m, 2H), 6.43-6.40 (m, 2H), 4.99 (t, $J = 4.8$ Hz, 2H), 4.61-4.55 (m, 1H), 4.50 (t, $J = 4.6$ Hz, 2H) ppm.

***N*-(*m*-Tolyl) oxetan-3-amine (1f)** was prepared according to the General

Procedure A as a yellow oil (chromatography eluent: petroleum ether/ ethyl acetate = 4:1) in 30% yield (348.2 mg).

¹H NMR (300MHz, CDCl₃) δ 7.09 (td, *J* = 5.6, 0.5 Hz, 1H), 6.61 (d, *J* = 5.6 Hz, 1H), 6.34-6.31 (m, 2H), 5.01 (t, *J* = 4.9 Hz, 2H), 4.66-4.60 (m, 1H), 4.53 (t, *J* = 4.6 Hz, 2H), 2.29 (s, 3H) ppm.

***N*-(3-Fluorophenyl) oxetan-3-amine (1g)** was prepared according to the General Procedure A as a white solid (chromatography eluent: petroleum ether/ ethyl acetate = 4:1) in 53% yield (443.6 mg).

¹H NMR (300MHz, CDCl₃) δ 7.11 (td, *J* = 6.1, 5.0 Hz, 1H), 6.45 (tdd, *J* = 6.6, 1.8, 0.5 Hz, 1H), 6.27 (ddd, *J* = 6.1, 1.6, 0.5 Hz, 1H), 6.17 (dt, *J* = 8.4, 1.7 Hz, 1H), 5.00 (t, *J* = 4.8 Hz, 2H), 4.62-4.56 (m, 1H), 4.52 (t, *J* = 5.1 Hz, 2H) ppm.

***N*-(3-Chlorophenyl) oxetan-3-amine (1h)** was prepared according to the General Procedure A as a yellow solid (chromatography eluent: petroleum ether/ethyl acetate = 4:1) in 52% yield (476.6 mg).

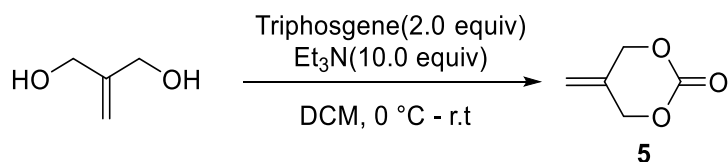
¹H NMR (300MHz, CDCl₃) δ 7.09 (t, *J* = 6.0 Hz, 1H), 6.73 (ddd, *J* = 5.9, 1.2, 0.6 Hz, 1H), 6.45 (t, *J* = 1.6 Hz, 1H), 6.37 (ddd, *J* = 6.1, 1.7, 0.5 Hz, 1H), 5.00 (t, *J* = 4.9 Hz, 2H), 4.62-4.56 (m, 1H), 4.51 (t, *J* = 4.6 Hz, 2H) ppm.

***N*-(4-Bromo-3,5-dimethylphenyl) oxetan-3-amine(1i)** was prepared according to the General Procedure A as a yellow solid (chromatography eluent: petroleum ether/ethyl acetate = 4:1) in 59% yield (755.6 mg).

¹H NMR (300MHz, CDCl₃) δ 6.25 (s, 2H), 4.99 (t, *J* = 4.9 Hz, 2H), 4.61-4.55 (m, 1H), 4.49 (t, *J* = 4.6 Hz, 2H), 2.33 (s, 6H) ppm.

General Procedure B: Preparation of the 2-Alkylidenetrimethylenes 5.^[2]

[2] Zhang, S.; Zhang, L. *Org. Lett.* **2021**, *23*, 15, 5719-5723.

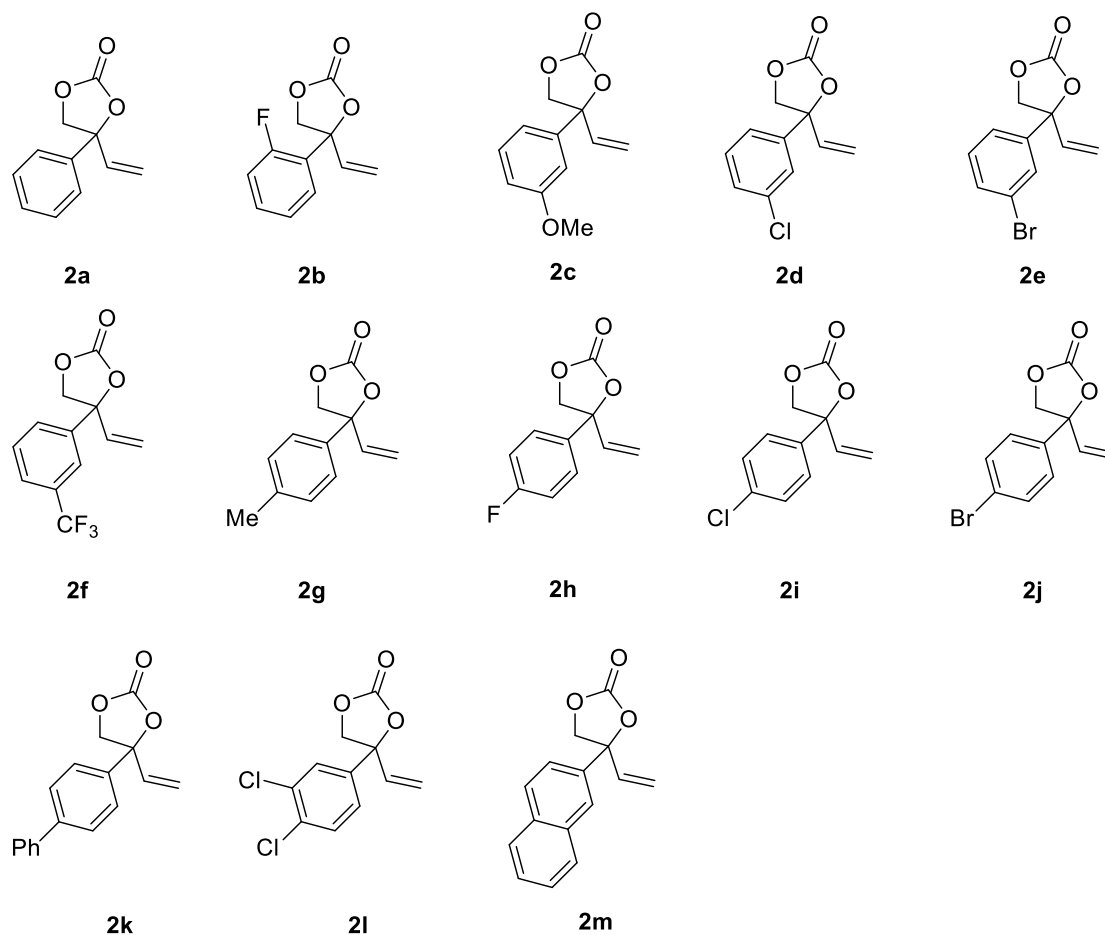


Under N₂ atmosphere at 0 °C, to a solution of 2-methylenepropane-1,3-diol (1.14 g, 10.0 mmol, 1.0 equiv) and Et₃N (13.8 mL, 10.0 equiv) in DCM (40 mL) was added dropwise triphosgene (50 mL, 2.5 M in DCM, 2.0 equiv). Then the reaction mixture was stirred at room temperature for 1 h. The reaction mixture was quenched in an ice bath with saturated ammonium chloride solution and extracted with DCM (30 mL × 3). The combined organic layers were washed with water, dried over anhydrous Na₂SO₄, and concentrated under reduced pressure. The residue was purified by silica gel column chromatography (petroleum ether/ethyl acetate= 4:1) to afford **5** in 57% yield (656 mg).

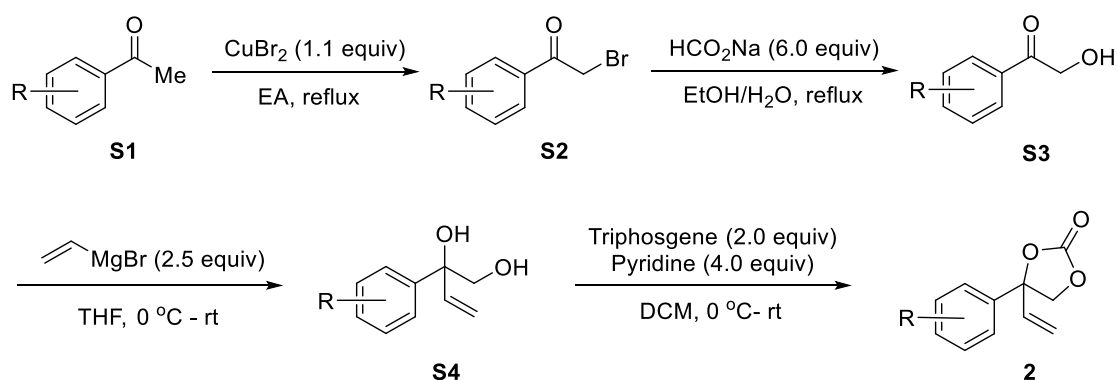
¹H NMR (300MHz, CDCl₃) δ 5.31 (s, 2H), 4.85 (s, 4H) ppm.

Substrates **2a-2m** are known compounds, were synthesized according to the literature procedure.^[3]

[3] a) Ke, M.; Chen, F. *Org. Lett.* **2020**, *22*, 11, 4135-4140; b) Huang, Q.; Li, J. *ACS Catal.* **2021**, *11*, 16, 10148-10158; c) Ajmal K.; Zhang, Y. *Angew. Chem. Int. Ed.* **2014**, *53*, 6439-6442.



General Procedure C: Preparation of the Substituted Vinyl ethylene Carbonates (VECs) **2**.



Under N_2 atmosphere, to a solution of acetophenones **S1** (5.00 mmol, 1.0 equiv) in ethyl acetate (15 mL) was added copper (II) bromide (1.23 g, 5.50 mmol, 1.1 equiv). The reaction mixture was warmed up to reflux and kept stirring for 5 h. Then the mixture was filtered through Celite, and the filter

cake was washed with ethyl acetate. Subsequently, the combined filtrates were concentrated under reduced pressure, then the residue was washed with diethyl ether to afford crude products **S2**.

Under an N₂ atmosphere, to a solution of **S2** (5.0 mmol, 1.0 equiv) in 85% of ethanol (15 mL) was added sodium formate (2.04g, 30.0 mmol). The reaction mixture was warmed up to reflux and kept stirring for 12 h. Then the reaction was quenched with H₂O (30 mL) and extracted with ethyl acetate (50 mL × 3). The combined organic extracts were washed with brine, dried over Na₂SO₄, concentrated under reduced pressure to afford crude products **S3**.

Under N₂ atmosphere at 0 °C, to a solution of **S3** (5.0 mmol, 1.0 equiv) in THF (20 mL) was added vinylmagnesium bromide (20 mL, 1.0 M in THF, 2.5 equiv). Then the reaction was stirred at room temperature for 3 h. The reaction was quenched by aq. NH₄Cl (15 mL) at 0 °C, and extracted with ethyl acetate (10 mL × 3). The combined organic phases were dried over Na₂SO₄, concentrated under reduced pressure. Then the residue was purified by silica gel column chromatography (petroleum ether/ethyl acetate) to afford the desired products **S4**.

Under N₂ atmosphere at 0 °C, to a solution of **S4** (5.0 mmol, 1.0 equiv) and triphosgene (10 mmol, 2.97 g 2.0 equiv) in DCM (15 mL) was added pyridine (1.6 mL, 20 mmol, 4.0 equiv). Then the reaction was stirred at room temperature for 10 h. The reaction was quenched by aq. NH₄Cl (15 mL) and extracted with DCM (10 mL × 3). Then organic phase was dried over Na₂SO₄, concentrated under reduced pressure. Then the residue was purified by silica gel column chromatography (petroleum ether/ethyl acetate) to afford the desired products **2**.

4-Phenyl-4-vinyl-1,3-dioxolan-2-one (2a) was prepared according to the General Procedure C as a light yellow oil (chromatography eluent: petroleum ether/ethyl acetate = 10:1) in 83% yield (789.3 mg).

¹H NMR (400MHz, CDCl₃) δ 7.44-7.35 (m, 5H), 6.16 (dd, *J* = 17.2, 10.7 Hz, 1H), 5.43 (s, 1H), 5.39 (d, *J* = 6.2 Hz, 1H), 4.66 (d, *J* = 8.5 Hz, 1H), 4.57 (d, *J* = 8.5 Hz, 1H) ppm.

4-(2-Fluorophenyl)-4-vinyl-1,3-dioxolan-2-one (2b) was prepared according to the General Procedure C as a light yellow oil (chromatography eluent: petroleum ether/ethyl acetate = 10:1) in 20.5% yield (213.4 mg).

¹H NMR (400MHz, CDCl₃) δ 7.55 (td, *J* = 7.7, 1.7 Hz, 1H), 7.41-7.35 (m, 1H), 7.22 (td, *J* = 7.6, 1.1 Hz, 1H), 7.11 (ddd, *J* = 11.1, 8.2, 1 Hz, 1H), 6.17 (ddd, *J* = 17.1, 10.6, 1.3 Hz, 1H), 5.40 (dd, *J* = 17.1, 1.2 Hz, 1H), 5.35 (d, *J* = 10.6 Hz, 1H), 4.74 (dd, *J* = 8.8, 2.6 Hz, 1H), 4.59 (dd, *J* = 8.8, 1.6 Hz, 1H)ppm.

4-(3-Methoxyphenyl)-4-vinyl-1,3-dioxolan-2-one (2c) was prepared according to the General Procedure C as a light yellow oil (chromatography eluent: petroleum ether/ethyl acetate = 10:1) in 71% yield (781.7 mg).

¹H NMR (400MHz, CDCl₃) δ 7.35-7.31 (m, 1H), 6.90-6.88 (m, 3H), 6.13 (dd, *J* = 17.2, 10.7 Hz, 1H), 5.44-5.39 (m, 2H), 4.64 (d, *J* = 8.5 Hz, 1H), 4.55 (d, *J* = 8.5 Hz, 1H), 3.81 (s, 3H) ppm.

4-(3-Chlorophenyl)-4-vinyl-1,3-dioxolan-2-one (2d) was prepared according to the General Procedure C as a light yellow oil (chromatography eluent: petroleum ether/ethyl acetate = 10:1) in 64% yield (718.8 mg).

¹H NMR (400MHz, CDCl₃) δ 7.39-7.23 (m, 4H), 6.12 (dd, *J* = 17.1, 10.8 Hz, 1H), 5.46-5.40 (m, 2H), 4.65 (d, *J* = 8.6 Hz, 1H) 4.54 (d, *J* = 8.5 Hz, 1H) ppm.

4-(3-Bromophenyl)-4-vinyl-1,3-dioxolan-2-one (2e) was prepared according to the General Procedure C as a light yellow oil (chromatography eluent: petroleum ether/ethyl acetate = 10:1) in 56% yield (753.4 mg).

¹H NMR (400MHz, CDCl₃) δ 7.52-7.50 (m, 2H), 7.33 -7.27 (m, 2H), 6.12 (dd, *J* = 17.1, 10.8 Hz, 1H), 5.46-5.40 (m, 2H), 4.65 (d, *J* = 8.6 Hz, 1H). 4.53 (d, *J* = 8.6 Hz, 1H) ppm.

4-(3-(Trifluoromethyl)phenyl)-4-vinyl-1,3-dioxolan-2-one(2f) was prepared according to the General Procedure C as a light yellow oil (chromatography eluent: petroleum ether/ethyl acetate = 10:1) in 72% yield (929.5 mg).

¹H NMR (400MHz, CDCl₃) δ 7.66-7.57 (m, 4H), 6.16 (dd, *J* = 17.1, 10.7 Hz, 1H), 5.49-5.42 (m, 2H), 4.71 (d, *J* = 8.6 Hz, 1H), 4.56 (d, *J* = 8.6 Hz, 1H) ppm.

4-(*p*-Tolyl)-4-vinyl-1,3-dioxolan-2-one (2g) was prepared according to the General Procedure C as a light yellow oil (chromatography eluent: petroleum ether/ethyl acetate = 10:1) in 65% yield (663.7 mg).

¹H NMR (400MHz, CDCl₃) δ 7.25-7.21 (m, 4H), 6.14 (dd, *J* = 17.2, 10.7 Hz, 1H), 5.42-5.38 (m, 2H), 4.63 (d, *J* = 8.5 Hz, 1H), 4.56 (d, *J* = 8.4 Hz, 1H), 2.36 (s, 3H) ppm.

4-(4-Fluorophenyl)-4-vinyl-1,3-dioxolan-2-one(2h) was prepared according to the General Procedure C as a light yellow oil (chromatography eluent: petroleum ether/ ethyl acetate = 10:1) in 57% yield (593.3 mg).

¹H NMR (400MHz, CDCl₃) δ 7.36-7.33 (m, 2H), 7.14-7.09 (m, 2H), 6.13 (dd, *J* = 17.1, 10.7 Hz, 1H), 5.45-5.38 (m, 2H), 4.64 (d, *J* = 8.6 Hz, 1H), 4.55 (d, *J* = 8.5 Hz, 1H) ppm.

4-(4-Chlorophenyl)-4-vinyl-1,3-dioxolan-2-one(2i) was prepared according to the General Procedure C as a light yellow oil (chromatography eluent: petroleum ether/ethyl acetate = 10:1) in 62% yield (696.3 mg).

¹H NMR (400MHz, CDCl₃) δ 7.41-7.39 (m, 2H), 7.31-7.29 (m, 2H), 6.12 (dd, (dd, J = 17.1, 10.7 Hz, 1H), 5.45-5.38 (m, 2H), 4.64 (d, J = 8.6 Hz, 1H), 4.53 (d, J = 8.6 Hz, 1H) ppm.

4-(4-Bromophenyl)-4-vinyl-1,3-dioxolan-2-one(2j) was prepared according to the General Procedure C as a light yellow oil (chromatography eluent: petroleum ether/ethyl acetate = 10:1) in 53% yield (707.8 mg).

¹H NMR (400MHz, CDCl₃) δ 7.56 (d, J = 8.5 Hz, 2H), 7.24 (d, J = 8.5 Hz, 2H), 6.12 (dd, J = 17.1, 10.7 Hz, 1H), 5.45-5.38 (m, 2H), 4.64 (d, J = 8.5 Hz, 1H), 4.53 (d, J = 8.6 Hz, 1H) ppm.

4-([1,1'-Biphenyl]-4-yl)-4-vinyl-1,3-dioxolan-2-one(2k) was prepared according to the General Procedure C as a white solid (chromatography eluent: petroleum ether/ethyl acetate = 10:1) in 45.7% yield (608.7 mg).

¹H NMR (400MHz, CDCl₃) δ 7.65 (d, J = 8.4 Hz, 2H), 7.59 (d, J = 7.3 Hz, 2H), 7.48-7.37 (m, 5H), 6.20 (dd, J = 17.1, 10.7 Hz, 1H), 5.49-5.44 (m, 2H), 4.69 (d, J = 8.5 Hz, 1H), 4.62 (d, J = 8.5 Hz, 1H) ppm.

4-(3,4-Dichlorophenyl)-4-vinyl-1,3-dioxolan-2-one(2l) was prepared according to the General Procedure C as a light yellow oil (chromatography eluent: petroleum ether/ethyl acetate = 10:1) in 55% yield (706.9 mg).

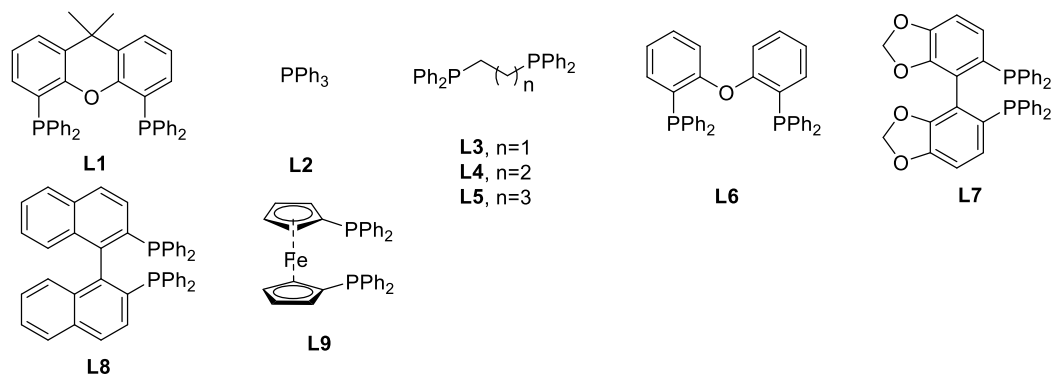
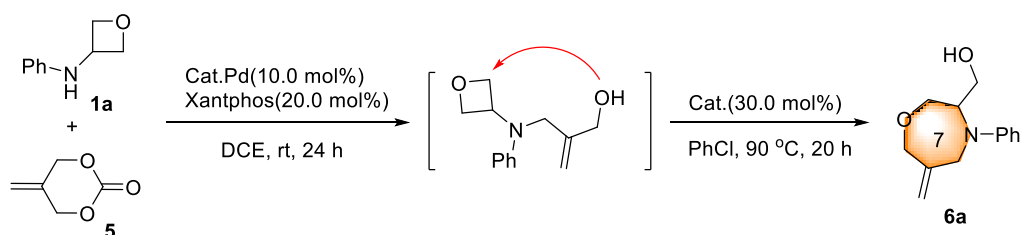
¹H NMR (400MHz, CDCl₃) δ 7.51-7.46 (m, 2H), 7.20 (dd, J = 8.4, 2.1 Hz, 1H), 6.10 (dd, J = 17.1, 10.7 Hz, 1H), 5.48-5.40 (m, 2H), 4.65 (d, J = 8.6 Hz, 1H), 4.52 (d, J = 8.6 Hz, 1H) ppm.

4-(Naphthalen-2-yl)-4-vinyl-1,3-dioxolan-2-one(2m) was prepared according to the General Procedure C as a brown solid (chromatography eluent: petroleum ether/ethyl acetate = 10:1) in 87% yield (1.05 g).

$^1\text{H NMR}$ (400MHz, CDCl_3) δ 7.92-7.84 (m, 4H), 7.56-7.52 (m, 2H), 7.39 (dd, $J = 8.6, 1.8$ Hz, 1H), 6.24 (dd, $J = 17.2, 10.7$ Hz, 1H), 5.48-5.44 (m, 2H), 4.73 (d, $J = 8.5$ Hz, 1H), 4.68 (d, $J = 8.5$ Hz, 1H) ppm.

III. The Optimization of Reaction Conditions for 1,4-Oxazepanes

Table S1. The Optimization of Reaction Conditions for 1,4-Oxazepanes.



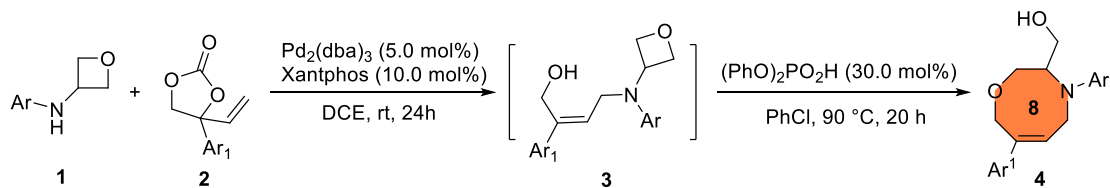
Entry	Cat. Pd	L	Cat.	Yield of 7a ^b	Yield of 6a ^c
1	Pd(OAc) ₂	L1	--	85%	--
2	PdCl ₂	L1	--	<10%	--
3	Pd(PPh ₃) ₄	L1	--	72%	--
4	Pd ₂ dba ₃	L1	--	68%	--
5	Pd(OAc) ₂	L2	--	NR	--
6	Pd(OAc) ₂	L3	--	NR	--
7	Pd(OAc) ₂	L4	--	NR	--
8	Pd(OAc) ₂	L5	--	NR	--
9	Pd(OAc) ₂	L6	--	32%	--
10	Pd(OAc) ₂	L7	--	<10%	--
11	Pd(OAc) ₂	L8	--	<10%	--
12	Pd(OAc) ₂	L9	--	NR	--
15	Pd(OAc) ₂	L1	B(C ₆ F ₅) ₃	--	41%
16	Pd(OAc) ₂	L1	(PhO) ₂ PO ₂ H	--	55%
17	Pd(OAc) ₂	L1	TFA	--	ND
18	Pd(OAc) ₂	L1	TsOH	--	ND

^a Reaction conditions: **1a** (0.2 mmol), **5** (0.3 mmol), Cat. Pd (0.01 mmol, 10.0 mol%) and **L** (0.04 mmol, 20.0 mol%) in DCE (2.0 mL) at rt for 24 h; then Cat. (0.06 mmol, 30.0 mol%) in PhCl (3.0

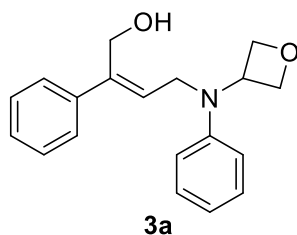
mL) at 90 °C for 20 h; NR = No Reaction; ND = Not determined. ^b Yield was determined based on crude NMR analysis using CH₂Br₂ as internal standard. ^c Total isolated yield.

IV. Synthesis of Medium-sized Heterocycles

General Procedure D: The synthesis of tetrahydro-2H-1,4-oxazocines **4**.



Under N₂ atmosphere, the solution of 3-aminooxetanes **1** (0.2 mmol, 1.0 equiv), vinyl ethylene carbonate **2** (0.6 mmol, 3.0 equiv) and Xantphos (11.6 mg, 0.02 mmol, 10.0 mol%) in DCE (2.0 mL) was added Pd₂(dba)₃ (9.2 mg, 0.01 mmol, 5.0 mol%). Then the reaction mixture was stirred at room temperature for 24 h. The reaction mixture was filtrated through a short column to remove the polar impurities and concentrated to afford crude products **3**. Then the crude products **3** was added to the solution of (PhO)₂PO₂H (15.0 mg, 0.06 mmol, 30 mol%) in PhCl (3.0 mL). The reaction mixture was stirred at 90 °C for 20 h, then concentrated under reduced pressure. The residue was purified by silica gel column chromatography (petroleum ether/ethyl acetate) to afford the desired products **4**.

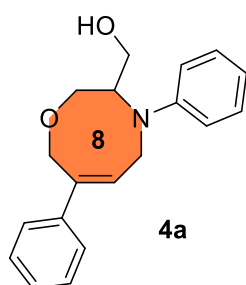


(Z)-4-(Oxetan-3-yl(phenyl)amino)-2-phenylbut-2-en-1-ol (**3a**):

¹H NMR (400 MHz, CDCl₃) δ 7.38-7.23 (m, 7H), 6.88 (t, *J* = 7.3 Hz, 1H), 6.72 (m, 2H), 5.85 (t, *J* = 6.5 Hz, 1H), 4.87-4.82(m, 2H), 4.74-4.69 (m, 3H), 4.55 (s, 2H), 4.15 (d, *J* = 6.5 Hz, 2H) ppm.

¹³C NMR (400 MHz, CDCl₃) δ 148.3, 141.6, 140.2, 129.5, 128.7, 128.3, 127.8, 126.5, 120.4, 117.0, 76.5, 59.9, 53.7, 47.9 ppm.

HRMS (ESI) *m/z*: [M + Na]⁺ calcd for C₁₉H₂₁NO₂Na: 318.1470; found 318.1465.

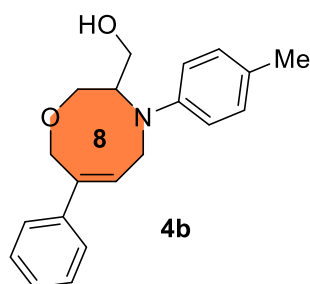


(Z)-(4,7-Diphenyl-3,4,5,8-tetrahydro-2H-1,4-oxazocin-3-yl) methanol (4a) was prepared according to the General Procedure D as a yellow oil (chromatography eluent: petroleum ether/ ethyl acetate = 3:1) in 72% yield (42.5 mg).

$^1\text{H NMR}$ (400 MHz, d_6 -Acetone) δ 7.35-7.29 (m, 4H), 7.26-7.22 (m, 1H), 7.20-7.15 (m, 2H), 6.88 (d, $J = 8$ Hz, 2H), 6.63 (tt, $J = 7.2, 0.9$ Hz, 1H), 6.31 (t, $J = 5.7$ Hz, 2H), 4.59 (dd, $J = 5.7, 17.6$ Hz, 1H), 4.53 (s, 2H), 4.21 (dd, $J = 12.4, 5.7$ Hz, 1H), 4.03-3.93 (m, 2H), 3.81-3.76 (m, 3H) ppm.

$^{13}\text{C NMR}$ (400 MHz, d_6 -Acetone) δ 150.2, 143.5, 138.8, 129.9 (2C), 129.1, 127.8, 126.8, 117.1, 113.3, 70.1, 67.5, 60.5, 59.9, 44.5 ppm.

HRMS (ESI) m/z : $[\text{M} + \text{Na}]^+$ calcd for $\text{C}_{19}\text{H}_{21}\text{NO}_2\text{Na}$: 318.1470; found 318.1463.



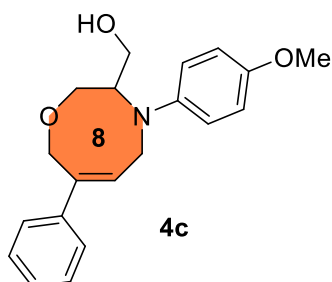
(Z)-(7-Phenyl-4-(p-tolyl)-3,4,5,8-tetrahydro-2H-1,4-oxazocin-3-yl) methanol (4b) was prepared according to the General Procedure D as a yellow oil (chromatography eluent: petroleum ether/ ethyl acetate = 3:1) in 61% yield (37.3 mg).

$^1\text{H NMR}$ (400 MHz, d_6 -Acetone) δ 7.35 - 7.24 (m, 5H), 6.99 (d, $J = 8.3$ Hz, 2H), 6.77 (d, $J = 8.6$ Hz, 2H), 6.28 (t, $J = 5.2$ Hz, 1H), 4.57 - 4.51 (m, 3H), 4.17 (dd, $J =$

12.4, 5.9 Hz, 1H), 3.98 - 3.89 (m, 2H), 3.81 - 3.73 (m, 3H), 2.18 (s, 3H) ppm.

^{13}C NMR (400 MHz, d_6 -Acetone) δ 148.2, 143.7, 138.6, 130.52, 130.51, 129.2, 127.9, 126.9, 126.0, 113.6, 70.0, 67.4, 60.7, 60.4, 45.0, 20.3 ppm.

HRMS (ESI) m/z : $[\text{M} + \text{Na}]^+$ calcd for $\text{C}_{20}\text{H}_{23}\text{NO}_2\text{Na}$ calcd.: 332.1598; found: 332.1617.

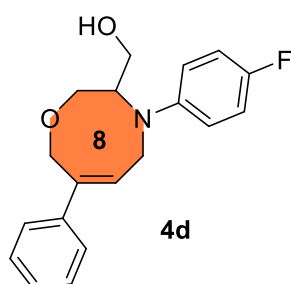


(Z)-4-(4-Methoxyphenyl)-7-phenyl-3,4,5,8-tetrahydro-2H-1,4-oxazocin-3-yl methanol (4c) was prepared according to the General Procedure D as a yellow oil (chromatography eluent: petroleum ether/ethyl acetate = 3:1) in 47% yield (30.5 mg).

^1H NMR (400 MHz, d_6 -Acetone) δ 7.35-7.24 (m, 5H), 7.85-6.79 (m, 4H), 6.26 (t, J = 5.4 Hz, 1H), 4.60-4.47 (m, 3H), 4.14 (dd, J = 12.2, 5.8 Hz, 1H), 3.95-3.83 (m, 2H), 3.82-3.72 (m, 3H), 3.69 (s, 3H) ppm.

^{13}C NMR (400 MHz, d_6 -Acetone) δ 152.6, 144.9, 143.8, 138.6, 130.8, 129.2, 127.9, 126.9, 115.6, 115.2, 69.9, 67.5, 61.0, 60.9, 55.8, 45.6 ppm.

HRMS (ESI) m/z : $[\text{M} + \text{Na}]^+$ calcd for $\text{C}_{20}\text{H}_{23}\text{NO}_3\text{Na}$ calcd.: 348.1598; found: 348.1566.



(Z)-4-(4-Fluorophenyl)-7-phenyl-3,4,5,8-tetrahydro-2H-1,4-oxazocin-3-yl

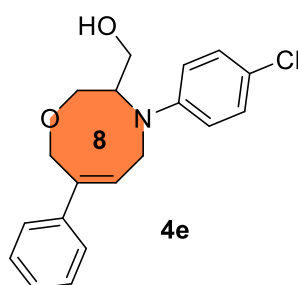
methanol (4d) was prepared according to the General Procedure D as a yellow oil (chromatography eluent: petroleum ether/ethyl acetate = 3:1) in 71% yield (44.5 mg).

$^1\text{H NMR}$ (400 MHz, CDCl_3) δ 7.35 - 7.23 (m, 5H), 6.97 - 6.91 (m, 2H), 6.86 - 6.82 (m, 2H), 6.21 (t, $J = 6.6$ Hz, 1H), 4.67 (d, $J = 15.7$ Hz, 1H), 4.57 (dd, $J = 16.6, 6.9$ Hz, 1H), 4.42 (d, $J = 15.7$ Hz, 1H), 4.15 (dd, $J = 12.3, 3.8$ Hz, 1H), 3.91 - 3.75 (m, 5H) ppm.

$^{13}\text{C NMR}$ (400 MHz, CDCl_3) δ 155.9(d, $J = 237.4$ Hz), 146.1 (d, $J = 1.7$ Hz), 141.7, 139.8, 128.5, 127.6, 127.5, 126.3, 115.9 (d, $J = 22.3$ Hz), 114.9 (d, $J = 7.3$ Hz), 71.1, 68.1, 60.6, 59.2, 43.3 ppm.

$^{19}\text{F NMR}$ (282MHz, CDCl_3) δ -127.6 ppm.

HRMS (ESI) m/z : $[\text{M} + \text{Na}]^+$ calcd for $\text{C}_{19}\text{H}_{20}\text{FNO}_2\text{Na}$ calcd.: 336.1376; found: 336.1368.



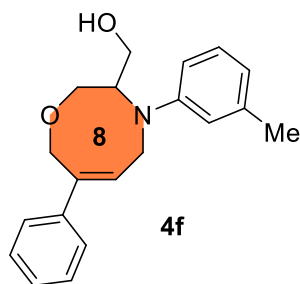
(Z)-4-(4-Chlorophenyl)-7-phenyl-3,4,5,8-tetrahydro-2H-1,4-oxazocin-3-ylmethanol (4e) was prepared according to the General Procedure D as a yellow oil (chromatography eluent: petroleum ether/ethyl acetate = 3:1) in 70% yield (45.9 mg).

$^1\text{H NMR}$ (400 MHz, CDCl_3) δ 7.32 7.22 (m, 5H), 7.16 (d, $J = 8.9$ Hz, 2H), 6.81 (d, $J = 8.8$ Hz, 2H), 6.22 (t, $J = 6.6$ Hz, 1H), 4.70 - 4.38 (m, 3H), 4.16 (dd, $J = 12.2, 3.3$ Hz, 1H), 3.90 - 3.73 (m, 5H) ppm.

$^{13}\text{C NMR}$ (400 MHz, d_6 -Acetone) δ 149.1, 143.2, 139.5, 129.60, 129.1, 129.0, 128.0, 126.9, 121.1, 114.7, 70.5, 67.9, 60.5, 59.9, 44.3 ppm.

HRMS (ESI) m/z : $[\text{M} + \text{Na}]^+$ calcd for $\text{C}_{19}\text{H}_{20}\text{ClNO}_2 \text{Na}$ calcd.: 352.1081; found:

352.1081.

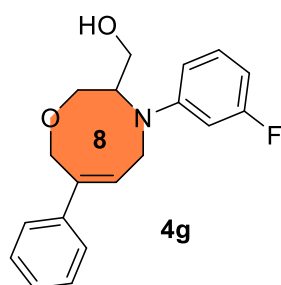


(Z)-(7-Phenyl-4-(m-tolyl)-3,4,5,8-tetrahydro-2H-1,4-oxazocin-3-yl) methanol (4f) was prepared according to the General Procedure D as a yellow oil (chromatography eluent: petroleum ether/ethyl acetate = 3:1) in 53% yield (32.8 mg).

$^1\text{H NMR}$ (400 MHz, d_6 -Acetone) δ 7.35-7.23 (m, 5H), 7.05 (t, $J = 7.8$ Hz, 1H), 6.71 (s, 1H), 6.67 (dd, $J = 8.3, 2.3$ Hz, 1H), 6.46 (d, $J = 7.4$ Hz, 1H), 6.30 (t, $J = 5.6$ Hz, 1H), 4.59-4.52 (m, 3H), 4.20 (dd, $J = 12.4, 5.8$ Hz, 1H), 3.99-3.93 (m, 2H), 3.81-3.74 (m, 3H), 2.25 (s, 3H) ppm.

$^{13}\text{C NMR}$ (400 MHz, d_6 -Acetone) δ 150.3, 143.6, 139.3, 138.7, 130.2, 129.9, 129.2, 127.9, 126.9, 118.2, 114.1, 110.7, 70.0, 67.5, 60.5, 60.0, 44.7, 22.0 ppm.

HRMS (ESI) m/z : $[\text{M} + \text{Na}]^+$ calcd for $\text{C}_{20}\text{H}_{23}\text{NO}_2\text{Na}$ calcd.: 332.1598; found: 332.1618.



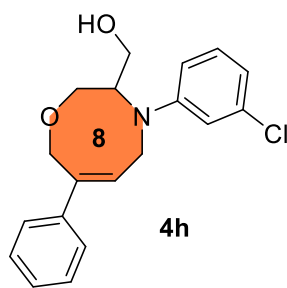
(Z)-(4-(3-Fluorophenyl)-7-phenyl-3,4,5,8-tetrahydro-2H-1,4-oxazocin-3-yl) methanol (4g) was prepared according to the General Procedure D as a yellow oil (chromatography eluent: petroleum ether/ethyl acetate = 3:1) in 63% yield (39.4 mg).

^1H NMR (400 MHz, CDCl_3) δ 7.24 - 7.14 (m, 5H), 7.06 (q, J = 8.0 Hz, 1H), 6.56 - 6.47 (m, 2H), 6.33 (t, J = 6.7 Hz, 1H), 6.16 (t, J = 6.6 Hz, 1H), 4.63-4.30 (m, 3H), 4.10 (dd, J = 12.2, 3.1 Hz, 1H), 3-81-3.64 (m, 5H) ppm.

^{13}C NMR (400 MHz, d_6 -Acetone) δ 165.0 (d, J = 240.4 Hz), 152.2 (d, J = 10.8 Hz), 143.1, 139.6, 131.2 (d, J = 10.5 Hz), 129.2, 128.8, 128.0, 126.9, 109.1 (d, J = 2.0 Hz), 103.1 (d, J = 21.8 Hz), 100.0 (d, J = 26.4 Hz), 70.6, 68.0, 60.4, 59.9, 44.1 ppm.

^{19}F NMR (282MHz, CDCl_3) δ -113.9 ppm.

HRMS (ESI) m/z : $[\text{M} + \text{Na}]^+$ calcd for $\text{C}_{19}\text{H}_{20}\text{FNO}_2\text{Na}$ calcd.: 336.1398; found: 336.1371.



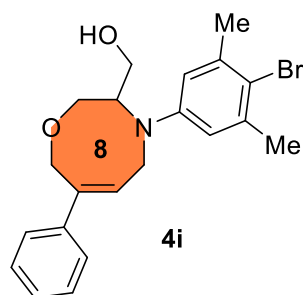
(Z)-4-(3-Chlorophenyl)-7-phenyl-3,4,5,8-tetrahydro-2H-1,4-oxazocin-3-yl

methanol (4h) was prepared according to the General Procedure D as a yellow oil (chromatography eluent: petroleum ether/ethyl acetate = 3:1) in 68% yield (44.8 mg).

^1H NMR (400 MHz, d_6 -Acetone) δ 7.35-7.23 (m, 5H), 7.15 (t, J = 8.2 Hz, 1H), 6.88 (t, J = 2.2 Hz, 1H), 6.84 (dd, J = 8.4, 2.4 Hz, 1H), 6.62 (dd, J = 7.8, 1.2 Hz, 1H), 6.32 (t, J = 6.1 Hz, 1H), 4.68-4.46 (m, 3H), 4.22 (dd, J = 12.4, 5.0 Hz, 1H), 3.97-3.92 (m, 2H), 3.80-3.76 (m, 3H) ppm.

^{13}C NMR (400 MHz, d_6 -Acetone) δ 151.6, 143.2, 139.8, 135.5, 131.2, 129.2, 128.7, 128.1, 127.0, 116.6, 112.9, 111.9, 70.7, 68.1, 60.4, 59.8, 44.1 ppm.

HRMS (ESI) m/z : $[\text{M} + \text{Na}]^+$ calcd for $\text{C}_{19}\text{H}_{20}\text{ClNO}_2\text{Na}$ calcd.: 352.1098; found: 352.1076.

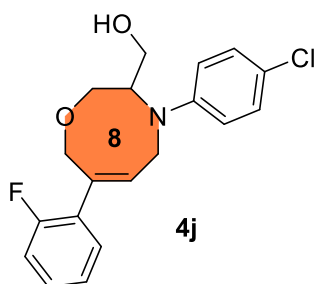


(Z)-4-(4-Bromo-3,5-dimethylphenyl)-7-phenyl-3,4,5,8-tetrahydro-2H-1,4-oxazocin-3-yl) methanol (4i) was prepared according to the General Procedure D as a yellow oil (chromatography eluent: petroleum ether/ethyl acetate = 3:1) in 77% yield (61.9 mg).

$^1\text{H NMR}$ (400 MHz, d_6 -Acetone) δ 7.34-7.23 (m, 5H), 6.72 (s, 2H), 6.30 (t, J = 5.9 Hz, 1H), 4.59-4.47 (m, 3H), 4.19 (dd, J = 12.4, 5.4 Hz, 1H), 3.97-3.92 (m, 2H), 3.79-3.74 (m, 3H), 2.31 (s, 6H) ppm.

$^{13}\text{C NMR}$ (400 MHz, d_6 -Acetone) δ 148.9, 143.2, 139.1, 138.8, 129.3, 129.1, 127.9, 126.8, 113.9, 113.5, 70.3, 67.6, 60.3, 59.6, 44.2, 24.2 ppm.

HRMS (ESI) m/z : $[\text{M} + \text{Na}]^+$ calcd for $\text{C}_{21}\text{H}_{24}\text{BrNO}_2$ Na calcd.: 424.0888; found: 424.0886.



(Z)-4-(4-Chlorophenyl)-7-(2-fluorophenyl)-3,4,5,8-tetrahydro-2H-1,4-oxazocin-3-yl) methanol (4j) was prepared according to the General Procedure D as a yellow oil (chromatography eluent: petroleum ether/ethyl acetate = 3:1) in 64% yield (44.5 mg).

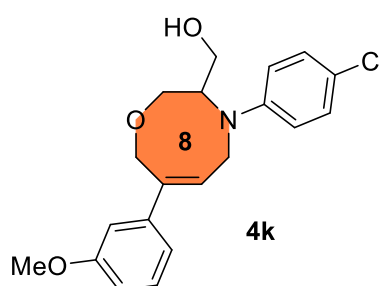
$^1\text{H NMR}$ (400 MHz, d_6 -Acetone) δ 7.34-7.24 (m, 2H), 7.17-7.07 (m, 4H), 6.89 (d, J = 8.9 Hz, 2H), 6.23 (t, J = 6.0 Hz, 1H), 4.64 (dd, J = 17.2, 6.3 Hz, 1H), 4.42 (dd, J = 68.1, 15.4 Hz, 2H), 4.22 (dd, J = 12.4, 4.6 Hz, 1H), 3.94-3.88 (m, 2H), 3.81-3.78

(m, 3H) ppm.

^{13}C NMR (400 MHz, d_6 -Acetone) δ 160.5 (d, $J = 245.5$ Hz), 149.0, 136.2, 131.6, 131.2 (d, $J = 4.2$ Hz), 130.7, 130.1 (d, $J = 8.2$ Hz), 129.6, 125.3 (d, $J = 3.4$ Hz), 121.1, 116.3 (d, $J = 22.5$ Hz), 114.7, 71.0 (d, $J = 3.8$ Hz), 68.2, 60.4, 59.6, 43.8 ppm.

^{19}F NMR (282MHz, CDCl_3) δ -115.4 ppm.

HRMS (ESI) m/z : $[\text{M} + \text{H}]^+$ calcd for $\text{C}_{19}\text{H}_{19}\text{ClFNO}_2\text{H}$ calcd.: 348.1167; found: 348.1162.

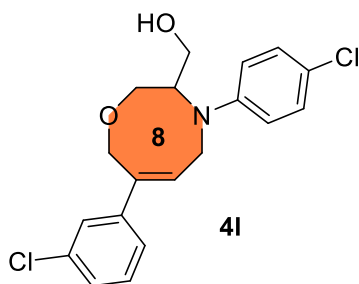


(Z)-4-(4-Chlorophenyl)-7-(3-methoxyphenyl)-3,4,5,8-tetrahydro-2H-1,4-oxazin-3-yl methanol (4k) was prepared according to the General Procedure D as a yellow oil (chromatography eluent: petroleum ether/ethyl acetate = 3:1) in 74% yield (53.2 mg).

^1H NMR (400 MHz, d_6 -Acetone) δ 7.23 (t, $J = 7.9$ Hz, 1H), 7.17-7.13 (m, 2H), 6.91-6.86 (m, 4H), 6.83 (dd, $J = 8.2, 2.5$ Hz, 1H), 6.32 (t, $J = 5.8$ Hz, 1H), 4.63 – 4.44 (m, 3H), 4.19 (dd, $J = 12.4, 5.3$ Hz, 1H), 3.94-3.89 (m, 2H), 3.78-3.74 (m, 6H) ppm.

^{13}C NMR (400 MHz, d_6 -Acetone) δ 160.5, 149.0, 144.6, 139.3, 130.1, 129.5, 129.1, 121.0, 119.2, 114.7, 113.2, 112.6, 70.4, 67.8, 60.4, 59.9, 55.3, 44.2 ppm.

HRMS (ESI) m/z : $[\text{M} + \text{H}]^+$ calcd for $\text{C}_{20}\text{H}_{22}\text{ClNO}_3\text{H}$ calcd.: 360.1367; found: 360.1363.

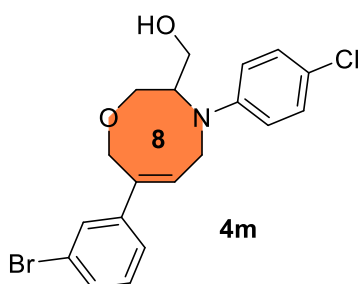


(Z)-(7-(3-Chlorophenyl)-4-(4-chlorophenyl)-3,4,5,8-tetrahydro-2H-1,4-oxazin-3-yl) methanol (4l) was prepared according to the General Procedure D as a yellow oil (chromatography eluent: petroleum ether/ethyl acetate = 3:1) in 66% yield (48.0 mg).

$^1\text{H NMR}$ (400 MHz, d_6 -Acetone) δ 7.37-7.27 (m, 4H), 7.16 (d, $J = 9.1$ Hz, 2H), 6.89 (d, $J = 9.1$ Hz, 2H), 6.37 (t, $J = 5.6$ Hz, 1H), 4.64-4.46 (m, 3H), 4.18 (dd, $J = 12.6, 5.7$ Hz, 1H), 3.99-3.91 (m, 2H), 3.80-3.75 (m, 3H) ppm.

$^{13}\text{C NMR}$ (400 MHz, d_6 -Acetone) δ 150.0, 145.5, 137.8, 134.5, 130.9, 130.8, 129.6, 127.8, 126.8, 125.4, 121.2, 144.7, 69.7, 67.5, 60.4, 60.1, 44.5 ppm.

HRMS (ESI) m/z : $[\text{M} + \text{H}]^+$ calcd for $\text{C}_{19}\text{H}_{19}\text{Cl}_2\text{NO}_2\text{H}$ calcd.: 364.0872; found: 364.0864.



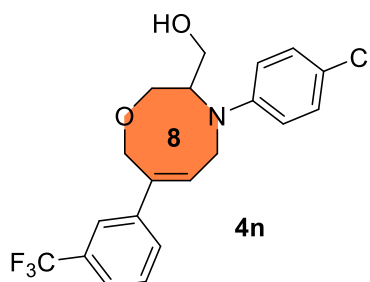
(Z)-(7-(3-Bromophenyl)-4-(4-chlorophenyl)-3,4,5,8-tetrahydro-2H-1,4-oxazin-3-yl) methanol (4m) was prepared according to the General Procedure D as a yellow oil (chromatography eluent: petroleum ether/ethyl acetate = 3:1) in 51% yield (41.6 mg).

$^1\text{H NMR}$ (400 MHz, d_6 -Acetone) δ 7.51 (s, 1H), 7.44 (d, $J = 7.8$ Hz, 1H), 7.35-7.26 (m, 2H), 7.16 (d, $J = 8.8$ Hz, 2H), 6.89 (d, $J = 8.8$ Hz, 2H), 6.36 (t, $J = 5.4$ Hz, 1H), 4.61 (dd, $J = 17.7, 5.6$ Hz, 1H), 4.50 (d, $J = 4.6$ Hz, 2H), 4.18 (dd, $J = 12.5,$

5.6 Hz, 1H), 3.99-3.93 (m, 2H), 3.81-3.76 (m, 3H) ppm.

¹³C NMR (400 MHz, *d*₆-Acetone) δ 149.1, 145.9, 137.8, 131.2, 131.1, 130.8, 129.9, 129.7, 125.9, 122.9, 121.3, 114.9, 69.9, 67.6, 60.6, 60.3, 44.7 ppm.

HRMS (ESI) *m/z*: [M + H]⁺ calcd for C₁₉H₁₉BrClNO₂H calcd.: 408.0367; found: 408.0361.



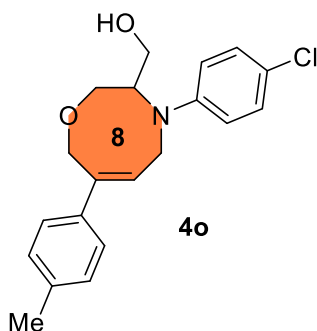
(Z)-4-(4-Chlorophenyl)-7-(3-(trifluoromethyl)phenyl)-3,4,5,8-tetrahydro-2H-1,4-oxazocin-3-ylmethanol (4n) was prepared according to the General Procedure D as a yellow oil (chromatography eluent: petroleum ether/ethyl acetate = 3:1) in 51% yield (40.5 mg).

¹H NMR (400 MHz, *d*₆-Acetone) δ 7.66-7.55 (m, 4H), 7.16 (d, *J* = 9.0 Hz, 2H), 6.90 (d, *J* = 9.0 Hz, 2H), 6.43 (t, *J* = 5.4 Hz, 1H), 4.63 (dd, *J* = 17.9, 5.4 Hz, 1H), 4.55 (s, 2H), 4.19 (dd, *J* = 12.6, 5.8 Hz, 1H), 4.03-3.93 (m, 2H), 3.84-3.77 (m, 3H) ppm.

¹³C NMR (400 MHz, *d*₆-Acetone) δ 149.1, 144.6, 137.8, 131.8, 131.1, 130.8, 130.2, 129.7, 125.3 (q, *J* = 273.0 Hz), 124.6 (q, *J* = 3.8 Hz), 123.6 (q, *J* = 3.9 Hz), 121.3, 114.9, 69.7, 67.4, 60.6, 60.4, 44.8 ppm.

¹⁹F NMR (282MHz, CDCl₃) δ -62.6 ppm.

HRMS (ESI) *m/z*: [M + H]⁺ calcd for C₂₀H₁₉ClF₃NO₂H calcd.: 398.1135; found: 398.1134.

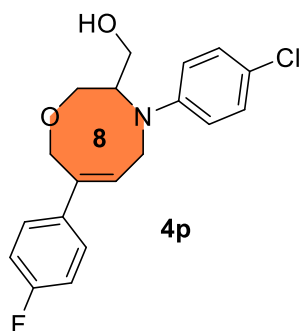


(Z)-4-(4-Chlorophenyl)-7-(p-tolyl)-3,4,5,8-tetrahydro-2H-1,4-oxazocin-3-yl methanol (4o) was prepared according to the General Procedure D as a yellow oil (chromatography eluent: petroleum ether/ethyl acetate = 3:1) in 68% yield (46.7 mg).

$^1\text{H NMR}$ (400 MHz, d_6 -Acetone) δ 7.21 (d, $J = 8.2$ Hz, 2H), 7.16-7.11 (m, 4H), 6.90-6.86 (m, 2H), 6.27 (t, $J = 6.0$ Hz, 1H), 4.64-4.42 (m, 3H), 4.20 (dd, $J = 12.4, 5.0$ Hz, 1H), 3.92-3.87 (m, 2H), 3.78-3.73 (m, 3H), 2.28 (s, 3H) ppm.

$^{13}\text{C NMR}$ (400 MHz, d_6 -Acetone) δ 149.0, 140.2, 139.4, 137.5, 129.7, 129.5, 128.0, 126.7, 120.9, 114.6, 70.6, 68.0, 60.4, 59.8, 44.0, 20.9 ppm.

HRMS (ESI) m/z : $[\text{M} + \text{Na}]^+$ calcd for $\text{C}_{20}\text{H}_{22}\text{ClNO}_2\text{Na}$ calcd.: 366.1198; found: 366.1227.



(Z)-4-(4-Chlorophenyl)-7-(4-fluorophenyl)-3,4,5,8-tetrahydro-2H-1,4-oxazocin-3-yl methanol (4p) was prepared according to the General Procedure D as a yellow oil (chromatography eluent: petroleum ether/ethyl acetate = 3:1) in 63% yield (43.8 mg).

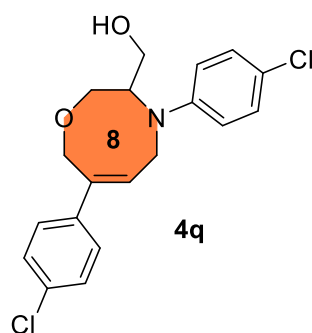
$^1\text{H NMR}$ (400 MHz, d_6 -Acetone) δ 7.39-7.34 (m, 2H), 7.17-7.05 (m, 4H), 6.90-6.86 (m, 2H), 6.29 (t, $J = 5.9$ Hz, 1H), 4.64-4.43 (m, 3H), 4.20 (dd, $J = 12.5,$

5.3 Hz, 1H), 3.95-3.89 (m, 2H), 3.79-3.74 (m, 3H) ppm.

^{13}C NMR (400 MHz, d_6 -Acetone) δ 162.8 (d, $J = 245.0$ Hz), 149.0, 139.5 (d, $J = 3.0$ Hz), 138.4, 129.5, 129.2, 128.8 (d, $J = 8.1$ Hz), 121.0, 115.8 (d, $J = 21.5$ Hz), 114.7, 70.4, 67.8, 60.4, 59.9, 44.2 ppm.

^{19}F NMR (282MHz, CDCl_3) δ -114.7 ppm.

HRMS (ESI) m/z : $[\text{M} + \text{Na}]^+$ calcd for $\text{C}_{19}\text{H}_{19}\text{ClFNO}_2\text{Na}$ calcd.: 370.0998; found: 370.0976.



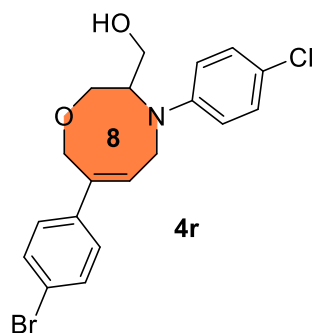
(Z)-(4,7-Bis(4-chlorophenyl)-3,4,5,8-tetrahydro-2H-1,4-oxazocin-3-yl)

methanol (4q) was prepared according to the General Procedure D as a yellow oil (chromatography eluent: petroleum ether/ethyl acetate = 3:1) in 61% yield (44.4 mg).

^1H NMR (400 MHz, d_6 -Acetone) δ 7.34 (s, 4H), 7.16-7.14 (m, 2H), 6.89-6.87 (m, 2H), 6.34 (t, $J = 5.7$ Hz, 1H), 4.63-4.44 (m, 3H), 4.18 (dd, $J = 12.5, 5.4$ Hz, 1H), 3.97-3.91 (m, 2H), 3.78-3.75 (m, 3H) ppm.

^{13}C NMR (400 MHz, d_6 -Acetone) δ 149.0, 142.0, 138.0, 133.3, 130.1, 129.6, 129.1, 128.5, 121.1, 114.7, 70.0, 67.7, 60.4, 60.0, 44.4 ppm.

HRMS (ESI) m/z : $[\text{M} + \text{Na}]^+$ calcd for $\text{C}_{19}\text{H}_{19}\text{Cl}_2\text{NO}_2\text{Na}$ calcd.: 386.0698; found: 386.0701.

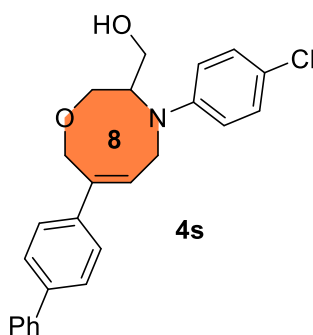


(Z)-(7-(4-Bromophenyl)-4-(4-chlorophenyl)-3,4,5,8-tetrahydro-2H-1,4-oxazocin-3-yl) methanol (4r) was prepared according to the General Procedure D as a yellow oil (chromatography eluent: petroleum ether/ethyl acetate = 3:1) in 51% yield (41.6 mg).

$^1\text{H NMR}$ (400 MHz, d_6 -Acetone) δ 7.49 (d, $J = 8.6$ Hz, 2H), 7.29 (d, $J = 8.5$ Hz, 2H), 7.15 (d, $J = 9.1$ Hz, 2H), 6.88 (d, $J = 8.6$ Hz, 2H), 6.35 (t, $J = 5.7$ Hz, 1H), 4.60 (dd, $J = 17.7, 5.8$ Hz, 1H), 4.50 (q, $J = 28.0, 15.0$ Hz, 2H), 4.18 (dd, $J = 12.5, 5.5$ Hz, 1H), 3.97-3.91 (m, 2H), 3.77 (t, $J = 6.3$ Hz, 3H) ppm.

$^{13}\text{C NMR}$ (400 MHz, d_6 -Acetone) δ 149.0, 142.5, 138.1, 132.2, 130.2, 129.6, 128.9, 121.4, 121.1, 114.7, 69.9, 67.6, 60.4, 60.1, 44.4 ppm.

HRMS (ESI) m/z : $[\text{M} + \text{H}]^+$ calcd for $\text{C}_{19}\text{H}_{19}\text{BrClNO}_2\text{H}$ calcd.: 408.0367; found: 408.0357.

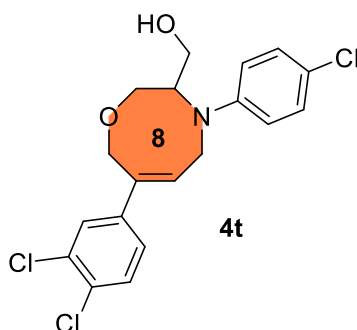


(Z)-(7-([1,1'-Biphenyl]-4-yl)-4-(4-chlorophenyl)-3,4,5,8-tetrahydro-2H-1,4-oxazocin-3-yl) methanol (4s) was prepared according to the General Procedure D as a yellow oil (chromatography eluent: petroleum ether/ethyl acetate = 3:1) in 79% yield (64.1 mg).

$^1\text{H NMR}$ (400 MHz, d_6 -Acetone) δ 7.66-7.61 (m, 4H), 7.47-7.42 (m, 4H), 7.3 (t, J = 7.2 Hz, 1H), 7.16 (d, J = 8.9 Hz, 2H), 6.91 (d, J = 8.9 Hz, 2H), 6.39 (t, J = 5.8 Hz, 1H), 4.67-4.50 (m, 3H), 4.22 (dd, J = 12.4, 5.2 Hz, 1H), 3.99-3.93 (m, 2H), 3.80-3.78 (m, 3H) ppm.

$^{13}\text{C NMR}$ (400 MHz, d_6 -Acetone) δ 149.1, 142.2, 141.3, 140.6, 139.0, 129.7, 129.6, 129.2, 128.2, 127.7, 127.54, 127.46 121.1, 114.8, 70.4, 68.0, 60.5, 60.0, 44.4 ppm.

HRMS (ESI) m/z : $[\text{M} + \text{H}]^+$ calcd for $\text{C}_{25}\text{H}_{24}\text{ClNO}_2\text{H}$ calcd.: 406.1575; found: 406.1566.

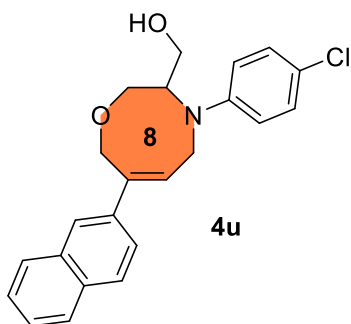


(Z)-(4-(4-Chlorophenyl)-7-(3,4-dichlorophenyl)-3,4,5,8-tetrahydro-2H-1,4-oxazocin-3-yl) methanol (4t) was prepared according to the General Procedure D as a yellow oil (chromatography eluent: petroleum ether/ethyl acetate = 3:1) in 56% yield (44.7 mg).

$^1\text{H NMR}$ (400 MHz, d_6 -Acetone) δ 7.53 (s, 1H), 7.51 (d, J = 8.5 Hz, 1H), 7.322 (d, J = 8.4 Hz, 1H), 7.15 (d, J = 8.8 Hz, 2H), 6.88 (d, J = 8.8 Hz, 2H), 6.42 (t, J = 5.4 Hz, 1H), 4.61 (dd, J = 17.8, 5.5 Hz, 1H), 4.50 (s, 2H), 4.17 (dd, J = 12.5, 5.7 Hz, 1H), 4.00-3.93 (m, 2H), 3.81-3.76 (m, 3H) ppm.

$^{13}\text{C NMR}$ (400 MHz, d_6 -Acetone) δ 149.1, 144.1, 136.9, 132.6, 131.8, 131.3, 131.2, 129.7, 128.9, 127.0, 121.4, 114.9, 69.6, 67.5, 60.6, 60.3, 44.8 ppm.

HRMS (ESI) m/z : $[\text{M} + \text{H}]^+$ calcd for $\text{C}_{19}\text{H}_{18}\text{Cl}_3\text{NO}_2\text{H}$ calcd.: 398.0482; found: 398.0485.



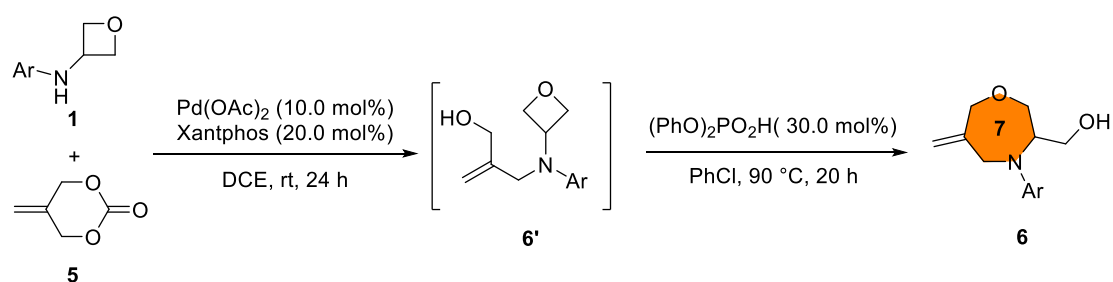
(Z)-4-(4-Chlorophenyl)-7-(naphthalen-2-yl)-3,4,5,8-tetrahydro-2H-1,4-oxazocin-3-yl methanol (4u) was prepared according to the General Procedure D as a yellow oil (chromatography eluent: petroleum ether/ethyl acetate = 3:1) in 63% yield (47.8 mg).

$^1\text{H NMR}$ (400 MHz, d_6 -Acetone) δ 7.88-7.82 (m, 4H), 7.53-7.44 (m, 3H), 7.17 (d, $J = 8.9$ Hz, 2H), 6.91 (d, $J = 8.8$ Hz, 2H), 6.46 (t, $J = 5.6$ Hz, 1H), 4.72-4.57 (m, 3H), 4.24 (dd, $J = 5.3, 12.5$ Hz, 1H), 4.01-3.95 (m, 2H), 3.84-3.79 (m, 3H) ppm.

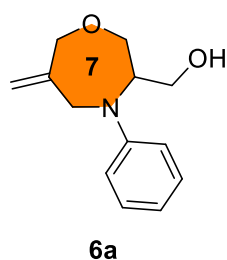
$^{13}\text{C NMR}$ (400 MHz, d_6 -Acetone) δ 149.1, 140.5, 139.1, 134.3, 133.5, 129.9, 129.6, 128.8, 128.7, 128.3, 127.0, 126.6, 125.5, 125.3, 121.1, 114.8, 70.3, 67.8, 60.5, 60.1, 44.5 ppm.

HRMS (ESI) m/z : $[\text{M} + \text{H}]^+$ calcd for $\text{C}_{23}\text{H}_{22}\text{ClNO}_2\text{H}$ calcd.: 380.1418; found: 380.1413.

General Procedure E: The synthesis of 1,4-oxazepanes 6.



Under N₂ atmosphere, the solution of 3-aminooxetanes **1** (0.2 mmol, 1.0 equiv), 5-methylene-1,3-dioxan-2-one **5** (0.3 mmol, 1.5 equiv) and Xantphos (23.1 mg, 0.04 mmol, 20.0 mol%) in DCE (2.0 mL) was added Pd(OAc)₂ (4.5 mg, 0.02 mmol, 10.0 mol%). Then the reaction mixture was stirred at room temperature for 24 h. The reaction mixture was filtrated through a short column to remove the polar impurities and concentrated to afford crude products **6'**. Then the crude products **6'** was added to the solution of (PhO)₂PO₂H (15.0 mg, 0.06 mmol, 30 mol%) in PhCl (3.0 mL). The reaction mixture was stirred at 90 °C for 20 h, then concentrated under reduced pressure. The residue was purified by silica gel column chromatography (petroleum ether/ethyl acetate) to afford the desired products **6**.



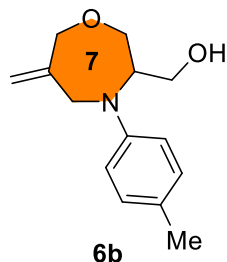
(6-Methylene-4-phenyl-1,4-oxazepan-3-yl) methanol(6a) was prepared according to the General Procedure E as a yellow oil (chromatography eluent: petroleum ether/ethyl acetate = 3:1) in 55% yield (24.1 mg).

¹H NMR (400 MHz, *d*₆-Acetone) δ 7.18-7.14 (m, 2H), 6.90-6.87 (m, 2H), 6.64 (tt, *J* = 7.2, 0.9 Hz, 1H), 5.08 (q, *J* = 1.2 Hz, 1H), 4.97 (q, *J* = 1.2 Hz, 1H), 4.27 (d, *J* = 14.4 Hz, 1H), 4.14 (s, 2H), 4.02-3.98 (m, 1H), 3.90-3.84 (m, 4H), 3.76 (dd, *J* = 12.6,

3.4 Hz, 1H) ppm.

^{13}C NMR (400 MHz, d_6 -Acetone) δ 150.3, 149.2, 129.8, 117.4, 113.9, 110.9, 76.1, 72.5, 60.9, 60.6, 48.8 ppm.

HRMS (ESI) m/z : $[\text{M} + \text{Na}]^+$ calcd for $\text{C}_{13}\text{H}_{17}\text{NO}_2\text{Na}$ calcd.: 242.1157; found: 242.1156.

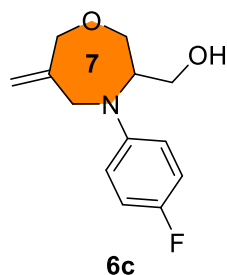


(6-Methylene-4-(p-tolyl)-1,4-oxazepan-3-yl) methanol (6b) was prepared according to the General Procedure E as a yellow oil (chromatography eluent: petroleum ether/ethyl acetate = 3:1) in 51% yield (23.8 mg).

^1H NMR (400 MHz, d_6 -Acetone) δ 6.97 (d, $J = 8.4$ Hz, 2H), 6.79 (d, $J = 8.7$ Hz, 2H), 5.05 (d, $J = 1$ Hz, 1H), 4.95 (d, $J = 1$ Hz, 1H), 4.26 (d, $J = 14.4$ Hz, 1H), 4.10 (s, 2H), 4.01-3.97 (m, 2H), 3.84-3.83 (m, 3H), 3.76-3.72 (m, 1H), 2.18 (s, 3H) ppm.

^{13}C NMR (400 MHz, d_6 -Acetone) δ 149.6, 148.2, 130.4, 126.3, 114.3, 110.8, 76.2, 72.5, 61.1, 60.8, 49.0, 20.2 ppm.

HRMS (ESI) m/z : $[\text{M} + \text{Na}]^+$ calcd for $\text{C}_{14}\text{H}_{19}\text{NO}_2\text{Na}$ calcd.: 256.1298; found: 256.1316.



(4-(4-Fluorophenyl)-6-methylene-1,4-oxazepan-3-yl) methanol (6c) was prepared according to the General Procedure E as a yellow oil

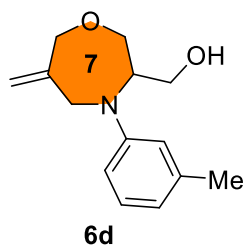
(chromatography eluent: petroleum ether/ethyl acetate = 3:1) in 57% yield (27.0 mg).

$^1\text{H NMR}$ (400 MHz, d_6 -Acetone) δ 6.96-6.86 (m, 4H), 5.07 (s, 1H), 4.97 (s, 1H), 4.26 (d, J = 14.4 Hz, 1H), 4.19-4.05 (m, 2H), 4.00-3.95 (m, 2H), 3.89-3.82 (m, 3H), 3.79-3.75 (m, 1H) ppm.

$^{13}\text{C NMR}$ (400 MHz, d_6 -Acetone) δ 156.1(d, J = 234.2 Hz), 149.1, 147.3 (d, J = 1.7 Hz), 116.1, 115.9, 115.5 (d, J = 7.2 Hz), 111.2, 76.2, 72.5, 61.2 (d, J = 33.3 Hz), 49.5 ppm.

$^{19}\text{F NMR}$ (282MHz, CDCl_3) δ -130.4 ppm.

HRMS (ESI) m/z : $[\text{M} + \text{Na}]^+$ calcd for $\text{C}_{13}\text{H}_{16}\text{FNO}_2\text{Na}$ calcd.: 260.1063; found: 260.1061.

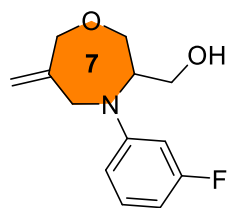


(6-Methylene-4-(m-tolyl)-1,4-oxazepan-3-yl) methanol (6d) was prepared according to the General Procedure E as a yellow oil (chromatography eluent: petroleum ether/ethyl acetate = 3:1) in 59% yield (27.5 mg).

$^1\text{H NMR}$ (400 MHz, d_6 -Acetone) δ 7.03 (t, J = 7.9 Hz, 1H), 6.72-6.66 (m, 2H), 6.47 (d, J = 7.4 Hz, 1H), 5.08 (d, J = 1.1Hz, 1H), 4.96 (d, J = 1.1Hz, 1H), 4.26 (d, J = 14.3 Hz, 1H), 4.12 (s, 2H), 4.01-3.97 (m, 1H), 3.88-3.82 (m, 4H), 3.77-3.73 (m, 1H), 2.23 (s, 3H) ppm.

$^{13}\text{C NMR}$ (400 MHz, d_6 -Acetone) δ 150.4, 149.4, 139.2, 129.8, 118.4, 114.7, 111.3, 110.8, 76.2, 72.6, 61.0, 60.6, 48.9, 21.9 ppm.

HRMS (ESI) m/z : $[\text{M} + \text{Na}]^+$ calcd for $\text{C}_{14}\text{H}_{19}\text{NO}_2\text{Na}$ calcd.: 256.1298; found: 256.1317.



6e

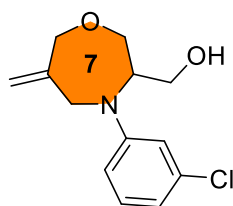
(4-(3-Fluorophenyl)-6-methylene-1,4-oxazepan-3-yl) methanol (6e) was prepared according to the General Procedure E as a yellow oil (chromatography eluent: petroleum ether/ethyl acetate = 3:1) in 61% yield (28.9 mg).

$^1\text{H NMR}$ (400 MHz, d_6 -Acetone) δ 7.15 (q, $J = 15.8, 8.2$ Hz, 1H), 6.70 (dd, $J = 8.5, 2.4$ Hz, 1H), 6.61 (dt, $J = 13.6, 2.4$ Hz, 1H), 6.36 (td, $J = 18.2, 2.0$ Hz, 1H), 5.13 (s, 1H), 5.01 (s, 1H), 4.30 – 4.10 (m, 3H), 4.01-3.97 (m, 2H), 3.92-3.84 (m, 3H), 3.81-3.77 (m, 1H)ppm.

$^{13}\text{C NMR}$ (400 MHz, d_6 -Acetone) δ 165.0 (d, $J = 240.6$ Hz), 152.4 (d, $J = 10.8$ Hz), 148.4, 131.1 (d, $J = 10.5$ Hz), 111.5, 109.6 (d, $J = 2.0$ Hz), 103.4 (d, $J = 21.9$ Hz), 100.5 (d, $J = 26.6$ Hz), 76.3, 72.6, 60.9, 60.8, 48.9 ppm.

$^{19}\text{F NMR}$ (282MHz, CDCl_3) δ -114.0 ppm.

HRMS (ESI) m/z : $[\text{M} + \text{Na}]^+$ calcd for $\text{C}_{13}\text{H}_{16}\text{FNO}_2\text{Na}$ calcd.: 260.1063; found: 260.1073.



6f

(4-(3-Chlorophenyl)-6-methylene-1,4-oxazepan-3-yl) methanol (6f) was prepared according to the General Procedure E as a yellow oil (chromatography eluent: petroleum ether/ethyl acetate = 3:1) in 51% yield (25.9 mg).

$^1\text{H NMR}$ (400 MHz, d_6 -Acetone) δ 7.14 (t, $J = 8.1$ Hz, 1H), 6.88-6.83 (m, 2H),

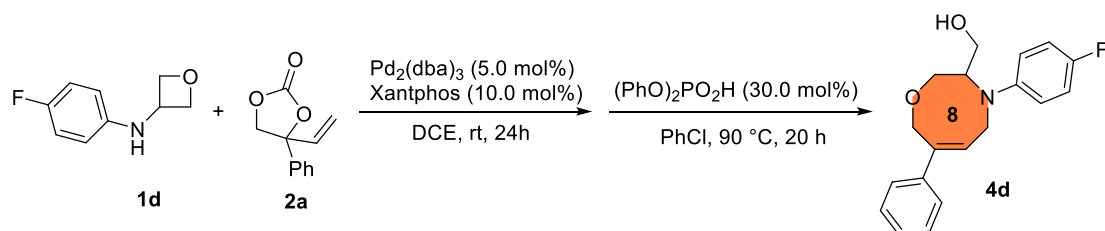
6.63 (d, $J = 7.8$ Hz, 1H), 5.13 (s, 1H), 5.01 (s, 1H), 4.31-4.10 (m, 3H), 4.01-3.90 (m, 3H), 3.87-3.77(m, 3H) ppm.

^{13}C NMR (400 MHz, d_6 -Acetone) δ 151.7, 148.2, 135.3, 131.1, 116.9, 113.4, 112.2, 111.5, 76.2, 72.5, 60.8, 60.7, 48.8 ppm.

HRMS (ESI) m/z : $[\text{M} + \text{Na}]^+$ calcd for $\text{C}_{13}\text{H}_{16}\text{ClNO}_2\text{Na}$ calcd.: 276.0768; found: 276.0775.

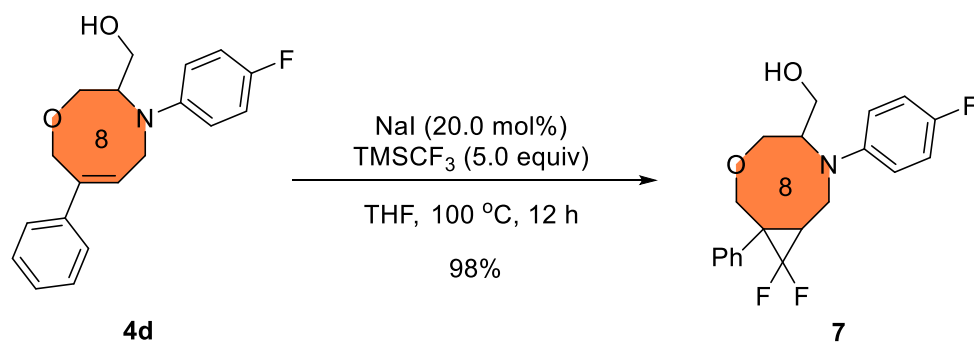
V. Gram-scale Synthesis and Derivation of Products

Gram-scale synthesis:



Under an N_2 atmosphere, to a solution of 4-phenyl-4-vinyl-1,3-dioxolan-2-one **2a** (1.1412 g, 6.0 mmol, 2.0 equiv.), *N*-(4-fluorophenyl)oxetan-3-amine **1d** (501.5 mg, 3.0 mmol, 1.0 equiv), and Xantphos (173.6 mg, 0.3 mmol, 10 mol%) in DCE (30 mL) was added $\text{Pd}_2(\text{dba})_3$ (137.4 mg, 0.15 mmol, 5.0 mol%). Then the reaction mixture was stirred at room temperature for 24 h. The reaction mixture was filtrated through a short column to remove the polar impurities and concentrated to afford crude products **3d**. Then the crude products **3d** was added to the solution of $(\text{PhO})_2\text{PO}_2\text{H}$ (225.2 mg, 0.9 mmol, 30 mol%) in PhCl (45.0 mL). The reaction mixture was stirred at 90 °C for 20 h, then concentrated under reduced pressure. The residue was purified by silica gel column chromatography (petroleum ether/ethyl acetate = 3:1) to afford the desired product **4d** (752 mg, 80% yield).

Derivation of Product:



(9,9-Difluoro-6-(4-fluorophenyl)-1-phenyl-3-oxa-6-azabicyclo[6.1.0]nonan-5-yl)methanol (7): Under N_2 atmosphere, to a solution of anhydrous **4d**

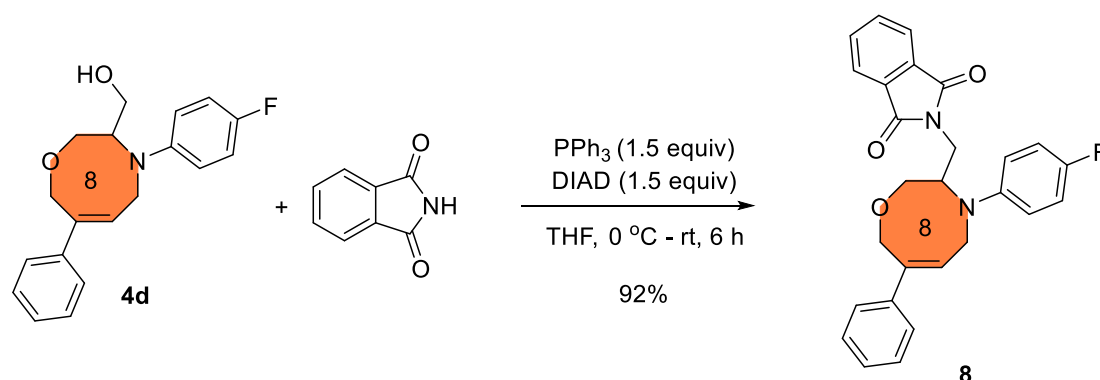
(62.7 mg, 0.2 mmol, 1.0 equiv) and NaI (9.1 mg, 0.06 mmol, 30 mol%) in anhydrous THF (1.8 mL) was added TMSCF₃ (0.55 mL). Then the reaction mixture was heated up to 100 °C and kept stirred for 12 h. The reaction mixture was concentrated under reduced pressure. Then the residue was purified by silica gel column chromatography (Hexanes/DCM = 2:1) to afford the desired product **7** as a yellow oil in 98% yield (30.7 mg).

¹H NMR (400 MHz, *d*₆-Acetone) δ 7.25-7.03 (m, 9H), 4.22-4.01 (m, 6H), 3.91-3.82 (m, 1H), 3.74-3.62 (m, 2H), 2.56 (t, *J* = 11.8 Hz, 1H) ppm.

¹³C NMR (400 MHz, *d*₆-Acetone) δ 156.0 (d, *J* = 234.5 Hz), 145.7 (dd, *J* = 17.0, 1.6 Hz), 139.9, 129.8 (t, *J* = 2.2 Hz), 129.4, 128.3, 116.5 (dd, *J* = 22.1, 6.3 Hz), 114.6 (dd, *J* = 19.0, 7.2 Hz), 74.2 (d, *J* = 10.2 Hz), 73.5 (dd, *J* = 14.6, 4.6 Hz), 61.0, 59.9 (d, *J* = 120.2 Hz), 59.8 (d, *J* = 109.4 Hz), 59.0, 40.5 (t, *J* = 9.6 Hz), 40.1 (dd, *J* = 21.6, 3.4 Hz) ppm.

¹⁹F NMR (282MHz, CDCl₃) δ -127.7 (dd, *J* = 163.3, 4.2 Hz), -130.8 (d, *J* = 8.7 Hz), -144.1 (dd, *J* = 163.4, 28.1 Hz) ppm.

HRMS (ESI) *m/z*: [M + H]⁺ calcd for C₂₀H₂₀F₃NO₂H calcd.: 364.1525; found: 364.1522.



(Z)-2-((4-(4-Fluorophenyl)-7-phenyl-3,4,5,8-tetrahydro-2H-1,4-oxazocin-3-yl)methyl)isoindoline-1,3-dione (8): At 0 °C, to a solution of **4d** (31.3 mg, 0.1 mmol, 1.5 equiv), isoindoline-1,3-dione (22.1 mg, 0.15 mmol, 1.5 equiv) and PPh₃ (39.3 mg, 0.15mmol, 1.5 equiv) in THF (1.0 mL) was added dropwise

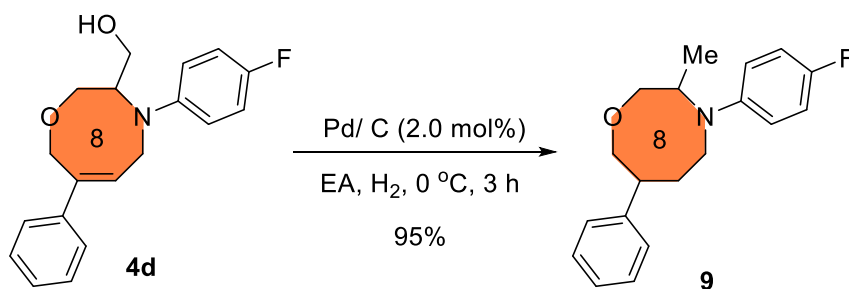
diisopropyl diazene-1,2-dicarboxylate (DIAD) (30.3 mg, 0.15 mmol, 1.5 equiv). Then the reaction mixture was stirred at room temperature for 6 h. the reaction mixture was concentrated under reduced pressure. The residue was purified by silica gel column chromatography (petroleum ether/ethyl acetate = 10: 1) to afford the desired product **8** in 92% yield (40.7 mg).

¹H NMR (400 MHz, *d*₆-Benzene) δ 7.42-7.32 (m, 2H), 7.09-7.03 (m, 5H), 6.83-6.71 (m, 4H), 6.68-6.63 (m, 2H), 5.96 (t, *J* = 6.6 Hz, 1H), 4.68 (dd, *J* = 16.8, 7.1 Hz, 1H), 4.56-4.19 (m, 3H), 4.12-4.06 (m, 1H), 3.77 (dd, *J* = 12.3, 4.4 Hz, 1H), 3.68-3.61 (m, 2H), 3.37 (dd, *J* = 12.4, 2.2 Hz, 1H) ppm.

¹³C NMR (400 MHz, *d*₆-Benzene) δ 168.3, 155.8 (d, *J* = 236.1 Hz), 145.9 (d, *J* = 1.9 Hz), 142.2, 139.5, 133.6, 132.3, 128.6, 127.9, 127.6, 126.6, 123.0, 116.1 (d, *J* = 22.1 Hz), 113.7 (d, *J* = 7.2 Hz), 70.8, 68.5, 55.5, 42.8, 36.8 ppm.

¹⁹F NMR (282MHz, CDCl₃) δ -128.9 ppm.

HRMS (ESI) *m/z*: [M + Na]⁺ calcd for C₂₇H₂₃FN₂O₃Na calcd.: 465.1591; found: 465.1589.



4-(4-Fluorophenyl)-3-methyl-7-phenyl-1,4-oxazocane(9): To a solution of **4d** (62.7 mg, 0.2 mmol, 1.0 equiv) in ethyl acetate (2.0 mL) was added Pd/C (12.5 mg, 20 wt.%, 2.0 mol%) and hydrogen gas was bubbled from a balloon at 0 °C. After 3 h, the reaction mixture was filtered through a pad of celite and washed with ethyl acetate (5.0 mL) and diethyl ether (5.0 mL). The combined organic phase was dried with Na₂SO₄, concentrated under reduce pressure, then the residue was purified by silica gel column chromatography (chromatography eluent: petroleum ether/ ethyl acetate = 2:1) to afford the

desired product **9** as a yellow oil in 95% yield (56.8 mg, ~ 1 : 1 dr).

Isomer I

^1H NMR (400 MHz, d_6 -Acetone) δ 7.32-7.18 (m, 5H), 6.88-6.84 (m, 2H), 6.63-6.58 (m, 2H), 3.63-3.47 (m, 7H), 2.99 (s, 1.2H), 2.79-2.72 (m, 1H), 1.88-1.80 (m, 1H), 1.62-1.50 (m, 1H), 0.78 (d, $J = 7.6$ Hz, 3H) ppm.

^{13}C NMR (400 MHz, d_6 -Acetone) δ 155.9 (d, $J = 232.8$ Hz), 145.5, 144.0 (d, $J = 5.3$ Hz), 128.9, 128.7, 126.9, 115.9 (d, $J = 21.9$ Hz), 114.48 (d, $J = 8.0$ Hz), 76.2, 70.6, 62.0, 55.70, 48.5, 25.98, 12.1 ppm.

^{19}F NMR (282MHz, CDCl_3) δ -127.1 ppm.

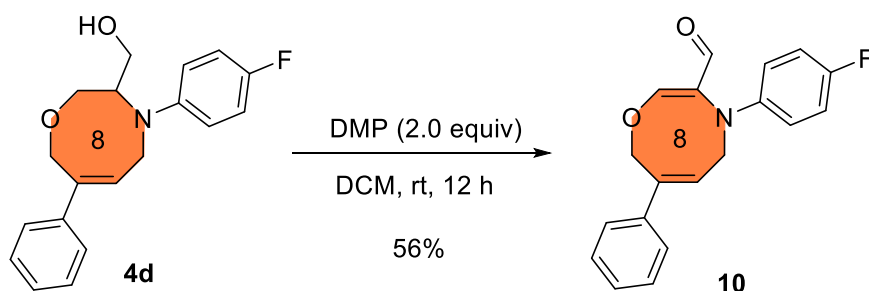
Isomer I

^1H NMR (400 MHz, d_6 -Acetone) δ 7.32-7.18 (m, 5H), 6.88-6.84 (m, 2H), 6.63-6.58 (m, 2H), 3.63-3.47 (m, 7H), 2.99 (s, 1.2H), 2.79-2.72 (m, 1H), 1.88-1.80 (m, 1H), 1.62-1.50 (m, 1H), 0.77 (d, $J = 7.2$ Hz, 3H) ppm.

^{13}C NMR (400 MHz, d_6 -Acetone) δ 155.9 (d, $J = 232.8$ Hz), 145.5, 144.0 (d, $J = 5.3$ Hz), 128.9, 128.7, 126.9, 115.9 (d, $J = 21.9$ Hz), 114.46 (d, $J = 7.0$ Hz), 76.2, 70.6, 62.0, 55.66, 48.5, 25.97, 12.1 ppm.

^{19}F NMR (282MHz, CDCl_3) δ -127.2 ppm.

HRMS (ESI) m/z : $[\text{M} + \text{H}]^+$ calcd for $\text{C}_{19}\text{H}_{22}\text{FNO}_2\text{H}$ calcd.: 322.1583; found: 322.1592.



(2Z,6Z)-4-(4-Fluorophenyl)-7-phenyl-5,8-dihydro-4H-1,4-oxazocine-3-carbaldehyde (10): At 0 °C, to a solution of **4d** (31.3 mg, 0.1 mmol, 1.0 equiv) in anhydrous CH_2Cl_2 (4.0 mL) was added Dess-Martin periodinane (DMP) (254.5 mg, 0.6 mmol, 2.0 equiv). The reaction mixture was spontaneously warmed to

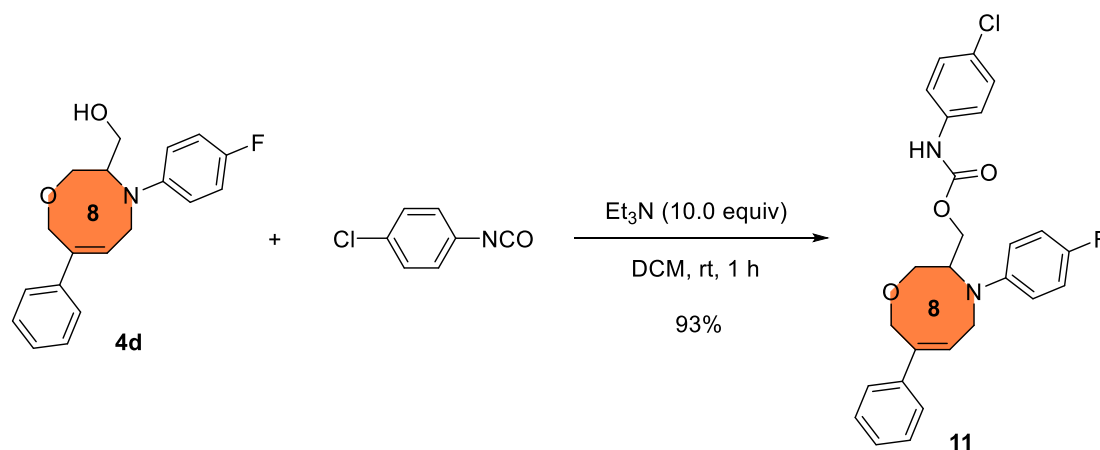
room temperature and kept stirring for 12 h. The mixture was diluted with CH₂Cl₂ (15 mL), washed with water and brine, dried over anhydrous Na₂SO₄, concentrated under reduced pressure. Then the residue was purified by silica gel column chromatography (petroleum ether/ethyl acetate = 10:1 to 5:1) to afford the desired product **10** as yellow oil in 56% yield (52.0 mg).

¹H NMR (400 MHz, *d*₆-Acetone) δ 9.42 (s, 1H), 7.73 (s, 1H), 7.45-7.42 (m, 2H), 7.39-7.35 (m, 2H), 7.31-7.27 (m, 1H), 7.00-6.95 (m, 2H), 6.77-6.73 (m, 2H), 6.32 (t, *J* = 3.4 Hz, 1H), 5.23 (s, 2H), 4.46 (d, *J* = 3.4 Hz, 2H) ppm.

¹³C NMR (400 MHz, *d*₆-Acetone) δ 189.9, 167.0, 156.7 (d, *J* = 235.0 Hz), 145.4, 143.2, 136.0, 133.9, 129.4, 128.2 (d, *J* = 2.2 Hz), 126.8, 116.5 (d, *J* = 22.6 Hz), 114.8 (d, *J* = 7.5 Hz), 69.8, 52.6 ppm.

¹⁹F NMR (282MHz, CDCl₃) δ -127.6 ppm.

HRMS (ESI) *m/z*: [M + Na]⁺ calcd for C₁₉H₁₆FNO₂ Na calcd.: 332.1063; found: 332.1066.



(Z)-4-(4-Fluorophenyl)-7-phenyl-3,4,5,8-tetrahydro-2H-1,4-oxazocin-3-ylmethyl (4-chlorophenyl)carbamate (11): To a solution of **4d** (31.3 mg, 0.1 mmol, 1.0 equiv) and 4-chlorophenyl isocyanate (23.0 mg, 0.15 mmol, 1.5 equiv) in DCM (1.0 mL) was added Et₃N (0.14 mL, 1.0 mmol, 10.0 equiv). The solution was stirred at room temperature for 1 h. The reaction mixture was concentrated under reduced pressure. The residue was purified by silica gel

column chromatography (petroleum ether/ethyl acetate = 10:1) to afford the desired product **11** in 93% yield (43.4 mg).

¹H NMR (400 MHz, *d*₆-Acetone) δ 8.95 (s, 1 H), 7.58 (d, *J* = 8.4 Hz, 2H), 7.33-7.26 (m, 7H), 6.95 (d, *J* = 6.9 Hz, 4H), 6.34 (t, *J* = 6.2 Hz, 1H), 4.70-4.64 (m, 2H), 4.54-4.47 (m, 2H), 4.29-4.13 (m, 3H), 3.90 (dd, *J* = 17.0, 6.0 Hz, 1H), 3.79 (d, *J* = 12.2 Hz, 1H) ppm.

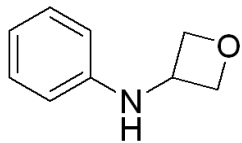
¹³C NMR (400 MHz, *d*₆-Acetone) δ 156.0 (d, *J* = 234.3 Hz), 154.3, 146.7 (d, *J* = 1.3 Hz), 142.9, 139.7, 138.9, 129.5, 129.1, 128.9, 128.1, 127.8, 126.9, 120.6, 116.2 (d, *J* = 22.1 Hz), 114.6 (d, *J* = 7.3 Hz), 70.8, 68.0, 62.5, 57.0, 44.2 ppm.

¹⁹F NMR (282MHz, CDCl₃) δ -128.3 ppm.

HRMS (ESI) *m/z*: [M + H]⁺ calcd for C₂₆H₂₄ClFN₂O₃H calcd.: 467.1538; found: 467.1539.

NMR spectra

LJX-1a



1a

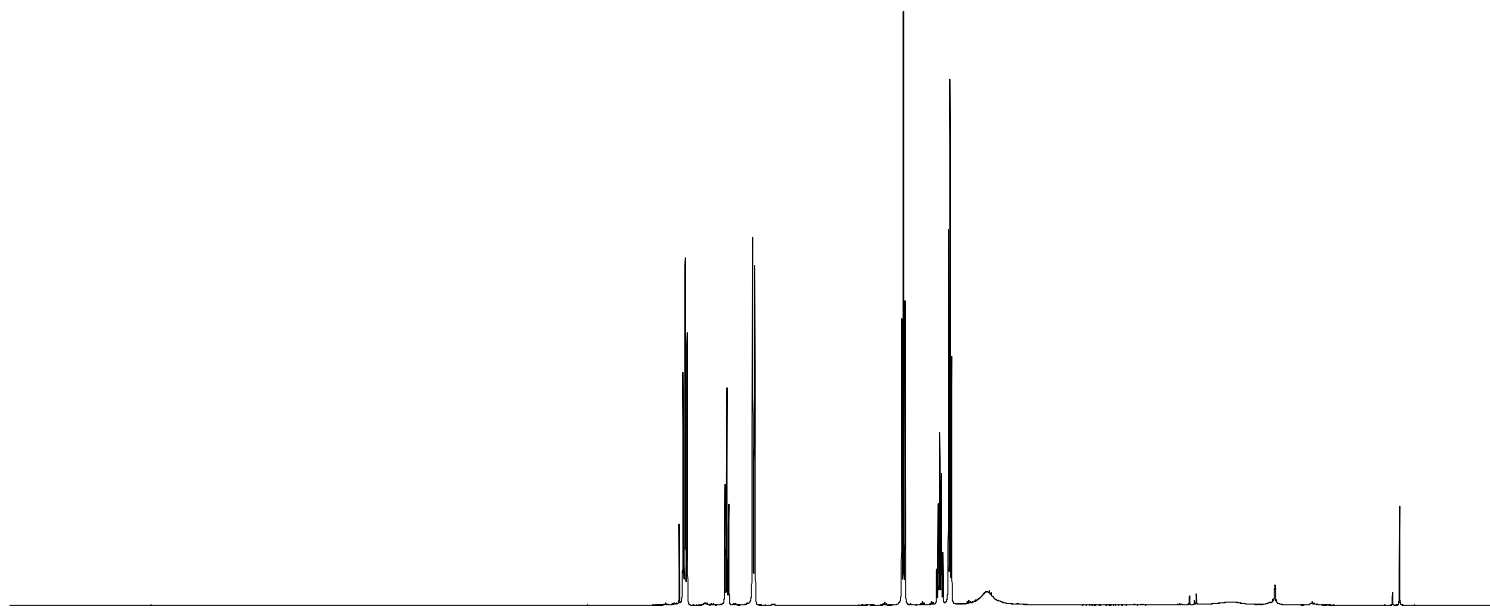
7.260
7.225
7.220
7.215
7.202
7.199
7.185
7.181
7.175
6.798
6.779
6.761
6.522
6.520
6.501
6.499
5.019
5.003
4.986
4.668
4.652
4.637
4.622
4.606
4.549
4.533
4.518
4.174

Current Data Parameters
NAME 20230709-400M
EXPNO 1
PROCNO 1

F2 - Acquisition Parameters
Date_ 20230708
Time 15.57
INSTRUM spect
PROBHD 5 mm PADUL 13C
PULPROG zg30
TD 65536
SOLVENT CDC13
NS 6
DS 2
SWH 8223.685 Hz
FIDRES 0.125483 Hz
AQ 3.9845889 sec
RG 113.67
DW 60.800 usec
DE 6.50 usec
TE 290.6 K
D1 1.00000000 sec
TD0 1

==== CHANNEL f1 =====
NUC1 1H
P1 9.90 usec
PLW1 23.00000000 W
SFO1 400.1924713 MHz

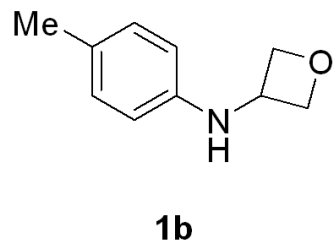
F2 - Processing parameters
SI 65536
SF 400.1900140 MHz
WDW EM
SSB 0
LB 0.30 Hz
GB 0
PC 1.00



13 12 11 10 9 8 7 6 5 4 3 2 1 0 ppm

1.96
0.98
1.98
2.00
1.01
2.01

LJX-1b



7.260
7.020
6.999
6.457
6.450
6.445
6.434
6.429
6.423
5.008
4.992
4.975
4.641
4.625
4.610
4.595
4.579
4.534
4.519
4.503
4.036
2.250

Current Data Parameters
NAME 20230709-400M
EXPNO 2
PROCNO 1

F2 - Acquisition Parameters
Date_ 20230708
Time 16.02
INSTRUM spect
PROBHD 5 mm PADUL 13C
PULPROG zg30
TD 65536
SOLVENT CDCl3
NS 6
DS 2
SWH 8223.685 Hz
FIDRES 0.125483 Hz
AQ 3.9845889 sec
RG 100.49
DW 60.800 usec
DE 6.50 usec
TE 290.7 K
D1 1.00000000 sec
TD0 1

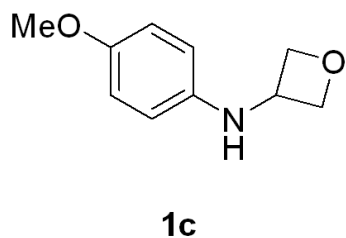
==== CHANNEL f1 =====
NUC1 1H
P1 9.90 usec
PLW1 23.00000000 W
SFO1 400.1924713 MHz

F2 - Processing parameters
SI 65536
SF 400.1900140 MHz
WDW EM
SSB 0
LB 0.30 Hz
GB 0
PC 1.00



2.02
2.00
2.00
1.02
2.02
2.99

LJX-1c



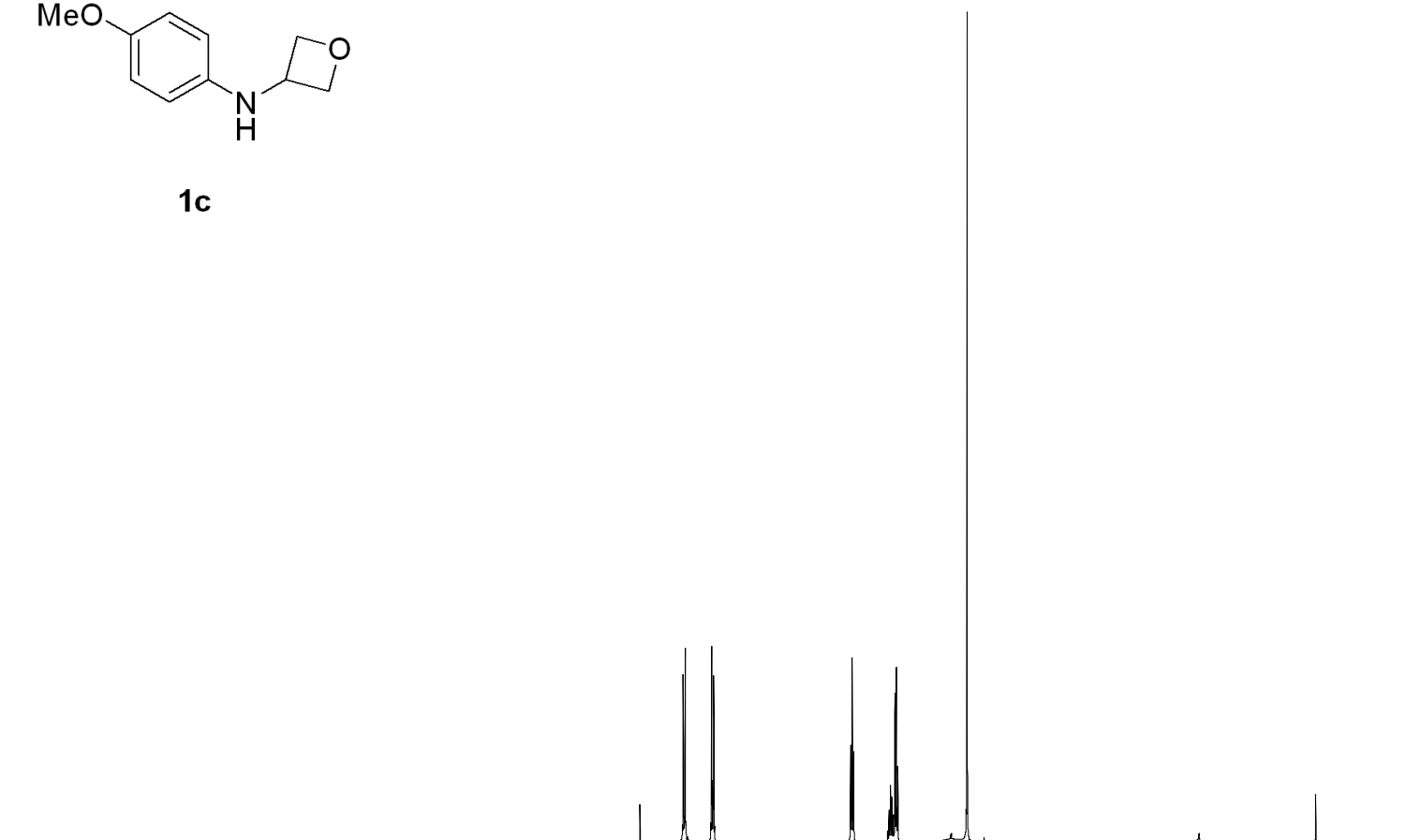
7.259
6.804
6.795
6.790
6.779
6.773
6.764
6.498
6.489
6.483
6.472
6.466
6.457
4.995
4.980
4.963
4.598
4.582
4.567
4.553
4.549
4.537
4.519
4.504
4.490
3.744

Current Data Parameters
NAME 20230709-400M
EXPNO 3
PROCNO 1

F2 - Acquisition Parameters
Date_ 20230708
Time 16.05
INSTRUM spect
PROBHD 5 mm PADUL 13C
PULPROG zg30
TD 65536
SOLVENT CDC13
NS 6
DS 2
SWH 8223.685 Hz
FIDRES 0.125483 Hz
AQ 3.9845889 sec
RG 113.67
DW 60.800 usec
DE 6.50 usec
TE 290.7 K
D1 1.00000000 sec
TD0 1

==== CHANNEL f1 =====
NUC1 1H
P1 9.90 usec
PLW1 23.00000000 W
SFO1 400.1924713 MHz

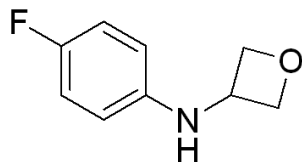
F2 - Processing parameters
SI 65536
SF 400.1900142 MHz
WDW EM
SSB 0
LB 0.30 Hz
GB 0
PC 1.00



13 12 11 10 9 8 7 6 5 4 3 2 1 0 ppm

2.01
2.01
2.00
3.10
3.01

LJX-1d



1d

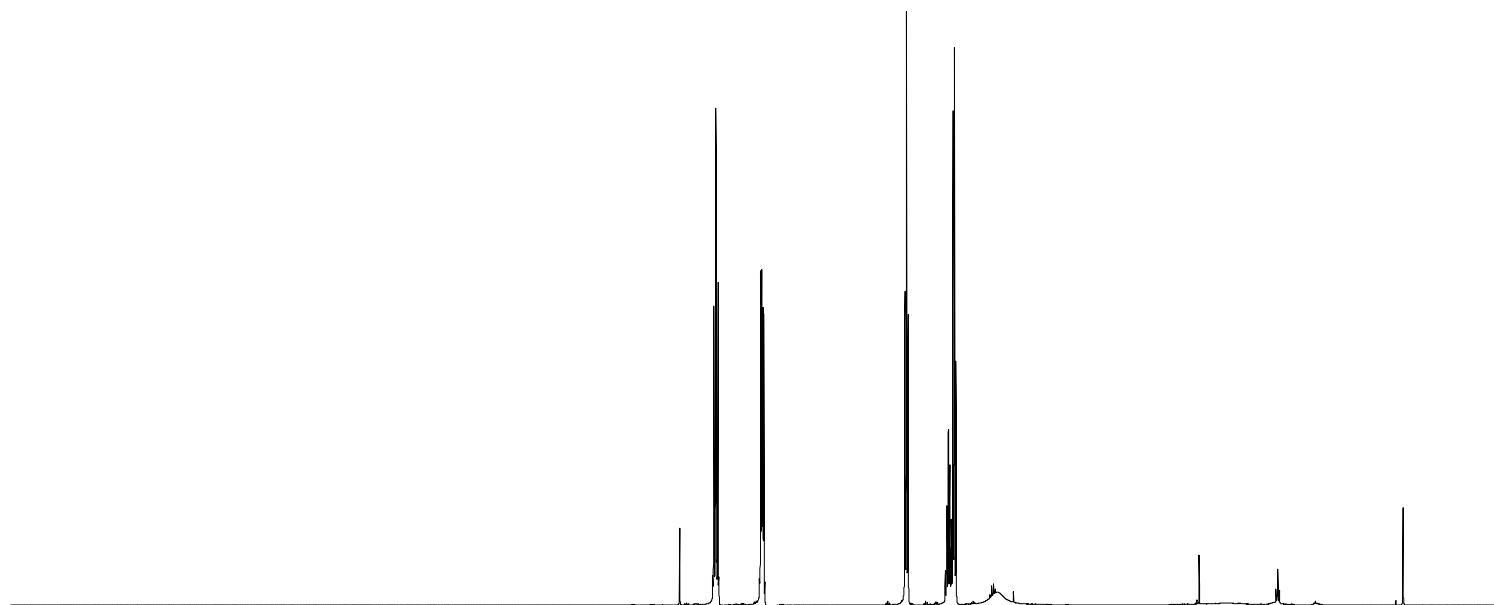
7.260
6.928
6.919
6.913
6.907
6.902
6.897
6.892
6.887
6.881
6.875
6.866
6.459
6.449
6.443
6.438
6.433
6.427
6.422
6.416
6.407
5.000
4.985
4.968
4.594
4.579
4.564
4.549
4.545
4.534
4.517
4.502
4.488
4.074

Current Data Parameters
NAME 20230709-400M
EXPNO 4
PROCNO 1

F2 - Acquisition Parameters
Date_ 20230708
Time 16.09
INSTRUM spect
PROBHD 5 mm PADUL 13C
PULPROG zg30
TD 65536
SOLVENT CDCl3
NS 6
DS 2
SWH 8223.685 Hz
FIDRES 0.125483 Hz
AQ 3.9845889 sec
RG 100.49
DW 60.800 usec
DE 6.50 usec
TE 290.7 K
D1 1.00000000 sec
TD0 1

==== CHANNEL f1 =====
NUC1 1H
P1 9.90 usec
PLW1 23.00000000 W
SFO1 400.1924713 MHz

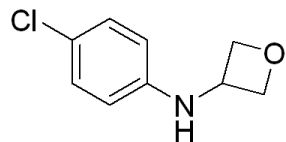
F2 - Processing parameters
SI 65536
SF 400.1900140 MHz
WDW EM
SSB 0
LB 0.30 Hz
GB 0
PC 1.00



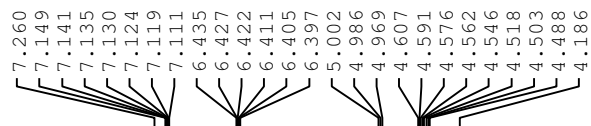
13 12 11 10 9 8 7 6 5 4 3 2 1 0 ppm

1.95
2.00
2.00
3.06

LJX-1e



1e

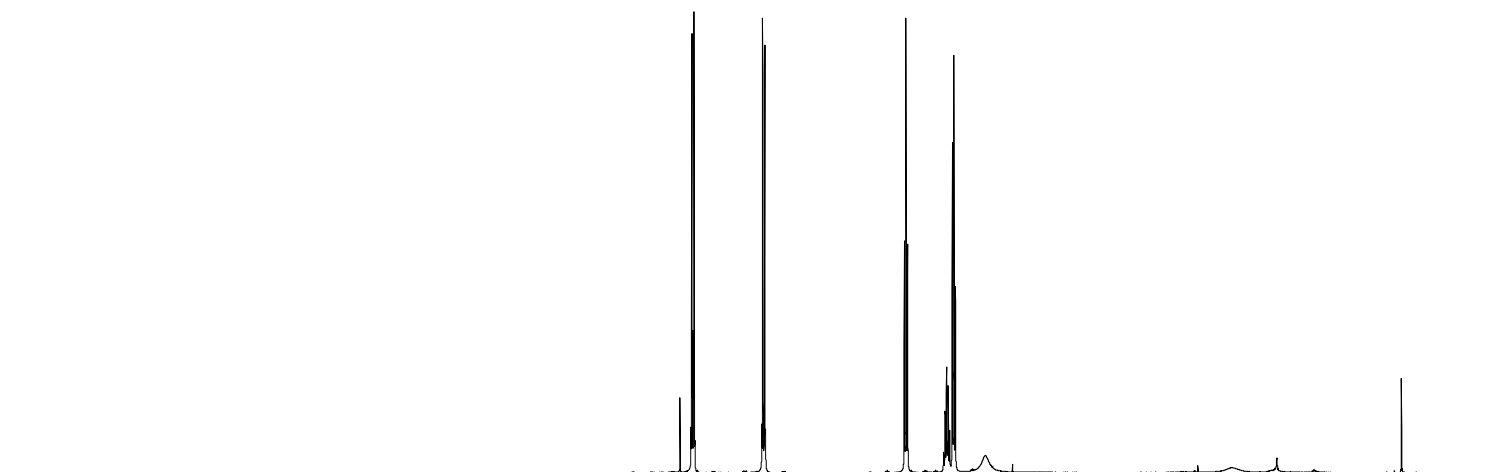


Current Data Parameters
NAME 20230709-400M
EXPNO 5
PROCNO 1

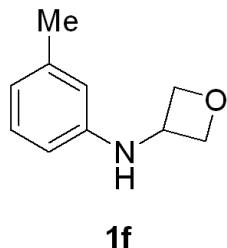
F2 - Acquisition Parameters
Date_ 20230708
Time 16.13
INSTRUM spect
PROBHD 5 mm PADUL 13C
PULPROG zg30
TD 65536
SOLVENT CDC13
NS 6
DS 2
SWH 8223.685 Hz
FIDRES 0.125483 Hz
AQ 3.9845889 sec
RG 113.67
DW 60.800 usec
DE 6.50 usec
TE 290.7 K
D1 1.00000000 sec
TD0 1

==== CHANNEL f1 =====
NUC1 1H
P1 9.90 usec
PLW1 23.00000000 W
SFO1 400.1924713 MHz

F2 - Processing parameters
SI 65536
SF 400.1900140 MHz
WDW EM
SSB 0
LB 0.30 Hz
GB 0
PC 1.00



LJX-1f



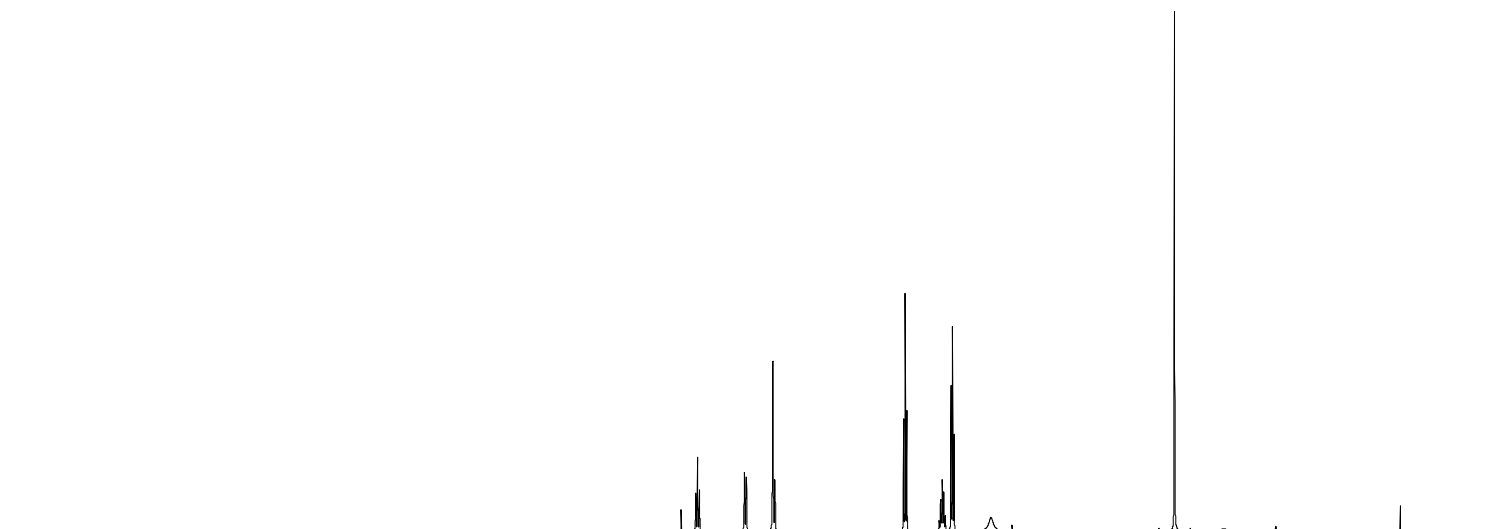
7.260
7.114
7.112
7.095
7.093
7.074
6.623
6.622
6.604
6.337
6.318
6.313
5.021
5.005
4.988
4.663
4.648
4.632
4.617
4.601
4.544
4.528
4.513
4.143
2.295

Current Data Parameters
NAME 20230709-400M
EXPNO 6
PROCNO 1

F2 - Acquisition Parameters
Date_ 20230708
Time 16.17
INSTRUM spect
PROBHD 5 mm PADUL 13C
PULPROG zg30
TD 65536
SOLVENT CDCl3
NS 6
DS 2
SWH 8223.685 Hz
FIDRES 0.125483 Hz
AQ 3.9845889 sec
RG 61.19
DW 60.800 usec
DE 6.50 usec
TE 290.7 K
D1 1.00000000 sec
TD0 1

==== CHANNEL f1 =====
NUC1 1H
P1 9.90 usec
PLW1 23.00000000 W
SFO1 400.1924713 MHz

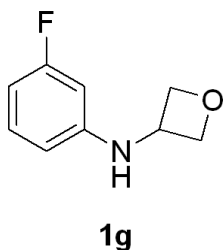
F2 - Processing parameters
SI 65536
SF 400.1900139 MHz
WDW EM
SSB 0
LB 0.30 Hz
GB 0
PC 1.00



13 12 11 10 9 8 7 6 5 4 3 2 1 0 ppm

1.00
0.98
1.98
2.00
1.01
2.00
3.00

LJX-1g



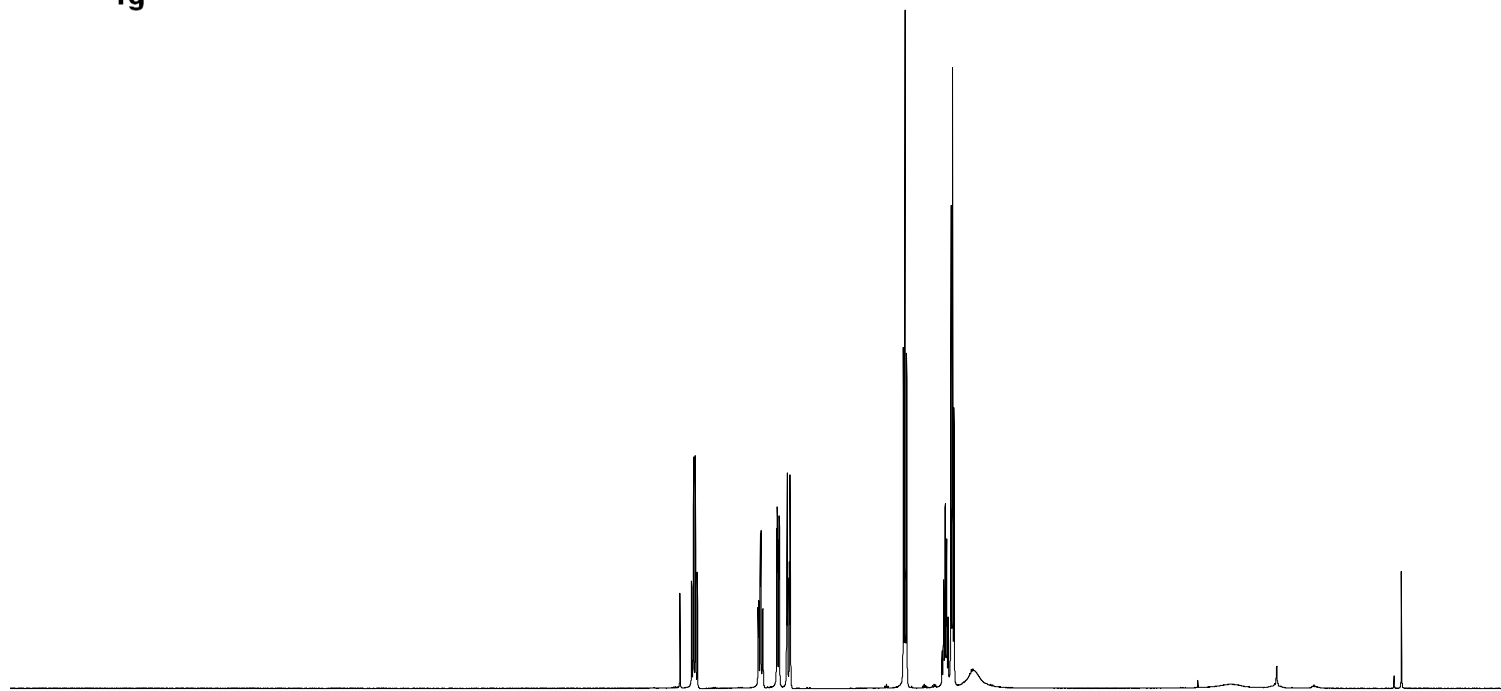
7.260
7.143
7.126
7.122
7.106
7.102
7.085
6.473
6.471
6.467
6.465
6.451
6.445
6.431
6.429
6.425
6.423
6.286
6.285
6.281
6.279
6.266
6.260
6.259
6.259
6.186
6.181
6.175
6.158
6.153
6.147
5.011
4.995
4.978
4.622
4.606
4.591
4.577
4.561
4.532
4.516
4.502
4.312

Current Data Parameters
NAME 20230709-400M
EXPNO 7
PROCNO 1

F2 - Acquisition Parameters
Date_ 20230708
Time 16.22
INSTRUM spect
PROBHD 5 mm PADUL 13C
PULPROG zg30
TD 65536
SOLVENT CDC13
NS 6
DS 2
SWH 8223.685 Hz
FIDRES 0.125483 Hz
AQ 3.9845889 sec
RG 113.67
DW 60.800 usec
DE 6.50 usec
TE 290.7 K
D1 1.00000000 sec
TD0 1

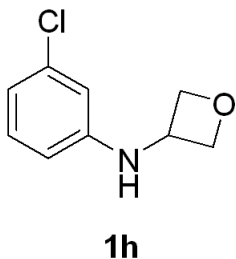
==== CHANNEL f1 =====
NUC1 1H
P1 9.90 usec
PLW1 23.00000000 W
SFO1 400.1924713 MHz

F2 - Processing parameters
SI 65536
SF 400.1900141 MHz
WDW EM
SSB 0
LB 0.30 Hz
GB 0
PC 1.00



0.98
0.98
1.00
0.97
2.00
1.04
2.01

LJX-1h



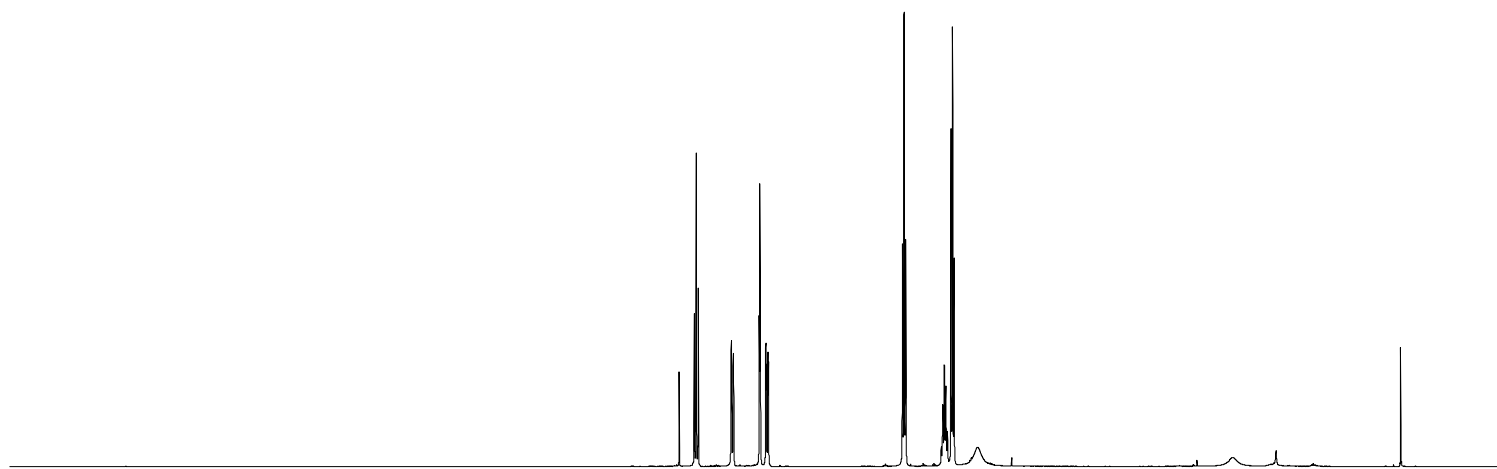
7.260
7.108
7.088
7.068
6.738
6.736
6.733
6.731
6.718
6.716
6.713
6.712
6.453
6.447
6.442
6.388
6.387
6.383
6.381
6.368
6.366
6.362
6.361
5.013
4.997
4.980
4.622
4.606
4.591
4.576
4.560
4.523
4.508
4.493
4.255

Current Data Parameters
NAME 20230709-400M
EXPNO 8
PROCNO 1

F2 - Acquisition Parameters
Date_ 20230708
Time 16.25
INSTRUM spect
PROBHD 5 mm PADUL 13C
PULPROG zg30
TD 65536
SOLVENT CDCl3
NS 6
DS 2
SWH 8223.685 Hz
FIDRES 0.125483 Hz
AQ 3.9845889 sec
RG 125.76
DW 60.800 usec
DE 6.50 usec
TE 290.7 K
D1 1.00000000 sec
TD0 1

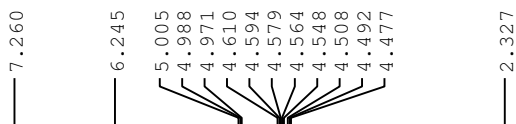
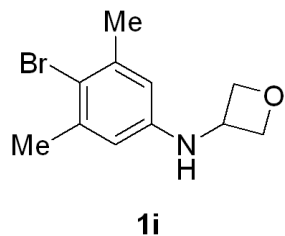
==== CHANNEL f1 =====
NUC1 1H
P1 9.90 usec
PLW1 23.00000000 W
SFO1 400.1924713 MHz

F2 - Processing parameters
SI 65536
SF 400.1900141 MHz
WDW EM
SSB 0
LB 0.30 Hz
GB 0
PC 1.00



0.99
0.95
0.96
0.98
2.00
1.04
2.01

LJX-1i

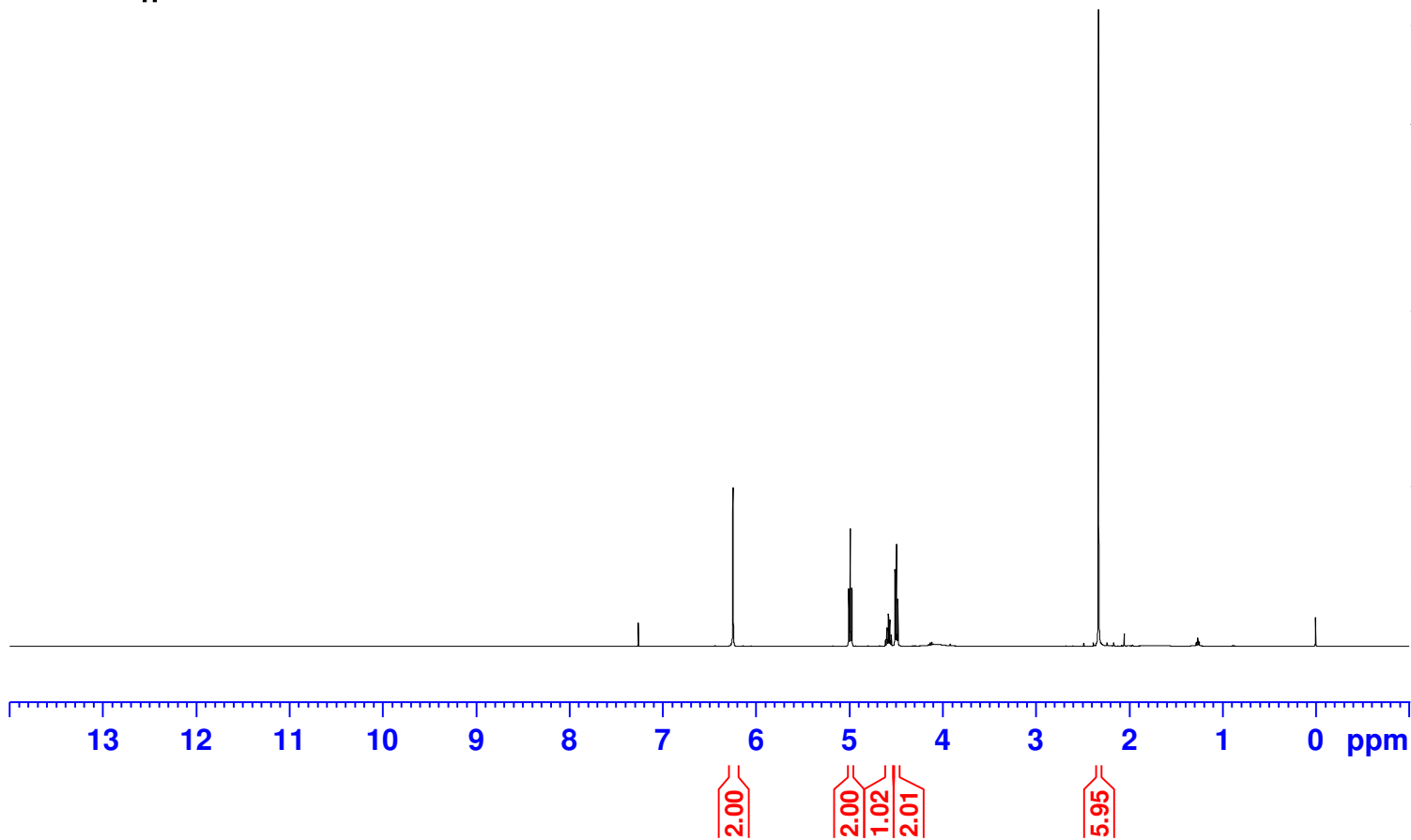


Current Data Parameters
NAME 20230709-400M
EXPNO 9
PROCNO 1

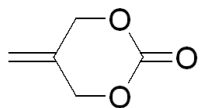
F2 - Acquisition Parameters
Date_ 20230708
Time 16.29
INSTRUM spect
PROBHD 5 mm PADUL 13C
PULPROG zg30
TD 65536
SOLVENT CDCl3
NS 6
DS 2
SWH 8223.685 Hz
FIDRES 0.125483 Hz
AQ 3.9845889 sec
RG 113.67
DW 60.800 usec
DE 6.50 usec
TE 290.7 K
D1 1.00000000 sec
TD0 1

==== CHANNEL f1 =====
NUC1 1H
P1 9.90 usec
PLW1 23.00000000 W
SFO1 400.1924713 MHz

F2 - Processing parameters
SI 65536
SF 400.1900140 MHz
WDW EM
SSB 0
LB 0.30 Hz
GB 0
PC 1.00



ljx-5



5

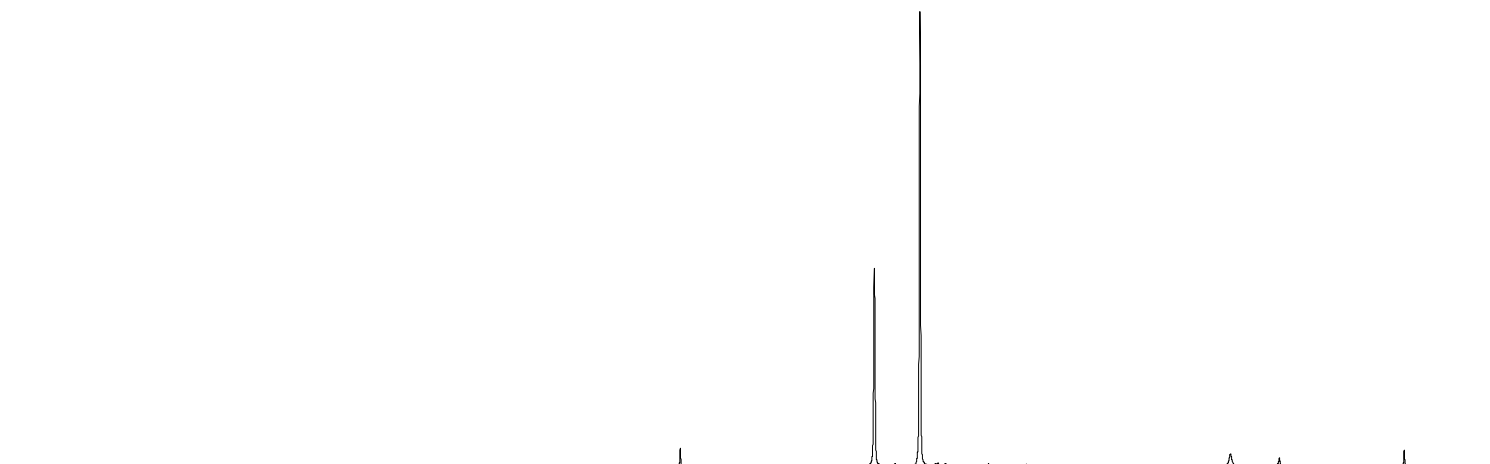
7.259
5.307
4.849

Current Data Parameters
NAME 20230720-300M
EXPNO 342
PROCNO 1

F2 - Acquisition Parameters
Date_ 20230720
Time 11.35
INSTRUM spect
PROBHD 5 mm PABBO BB-
PULPROG zg30
TD 65536
SOLVENT CDC13
NS 16
DS 2
SWH 6009.615 Hz
FIDRES 0.091699 Hz
AQ 5.4525952 sec
RG 203
DW 83.200 usec
DE 6.50 usec
TE 297.7 K
D1 1.00000000 sec
TD0 1

==== CHANNEL f1 =====
SFO1 300.1318534 MHz
NUC1 1H
P1 10.00 usec
PLW1 14.00000000 W

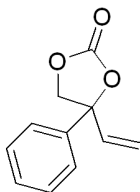
F2 - Processing parameters
SI 65536
SF 300.1300065 MHz
WDW EM
SSB 0
LB 0.30 Hz
GB 0
PC 1.00



2.00
4.00

13 12 11 10 9 8 7 6 5 4 3 2 1 0 ppm

ljx-2a



2a

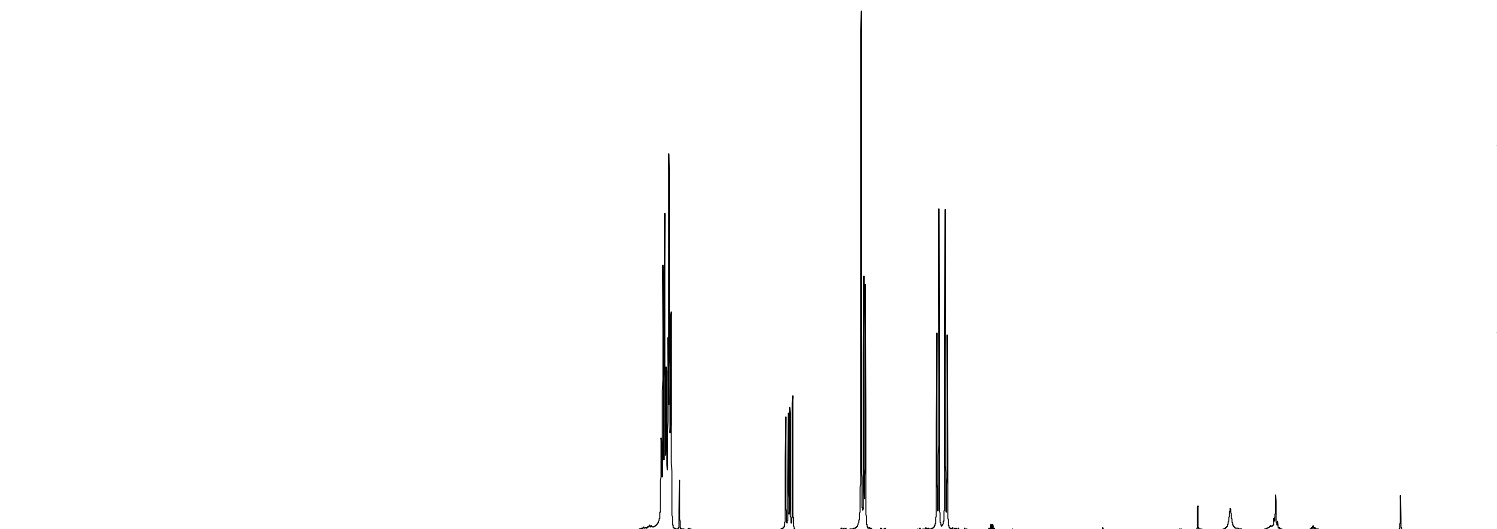
7.443
7.427
7.408
7.392
7.375
7.366
7.363
7.346
7.259
6.190
6.163
6.147
6.120
5.430
5.403
5.387
4.667
4.646
4.583
4.562

Current Data Parameters
NAME 20230721-400M
EXPNO 9
PROCNO 1

F2 - Acquisition Parameters
Date_ 20230720
Time 22.17
INSTRUM spect
PROBHD 5 mm PADUL 13C
PULPROG zg30
TD 65536
SOLVENT CDC13
NS 6
DS 2
SWH 8223.685 Hz
FIDRES 0.125483 Hz
AQ 3.9845889 sec
RG 75.43
DW 60.800 usec
DE 6.50 usec
TE 294.2 K
D1 1.00000000 sec
TD0 1

==== CHANNEL f1 =====
NUC1 1H
P1 9.90 usec
PLW1 23.00000000 W
SFO1 400.1924713 MHz

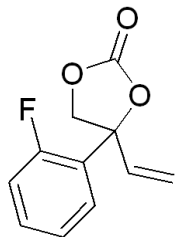
F2 - Processing parameters
SI 65536
SF 400.1900143 MHz
WDW EM
SSB 0
LB 0.30 Hz
GB 0
PC 1.00



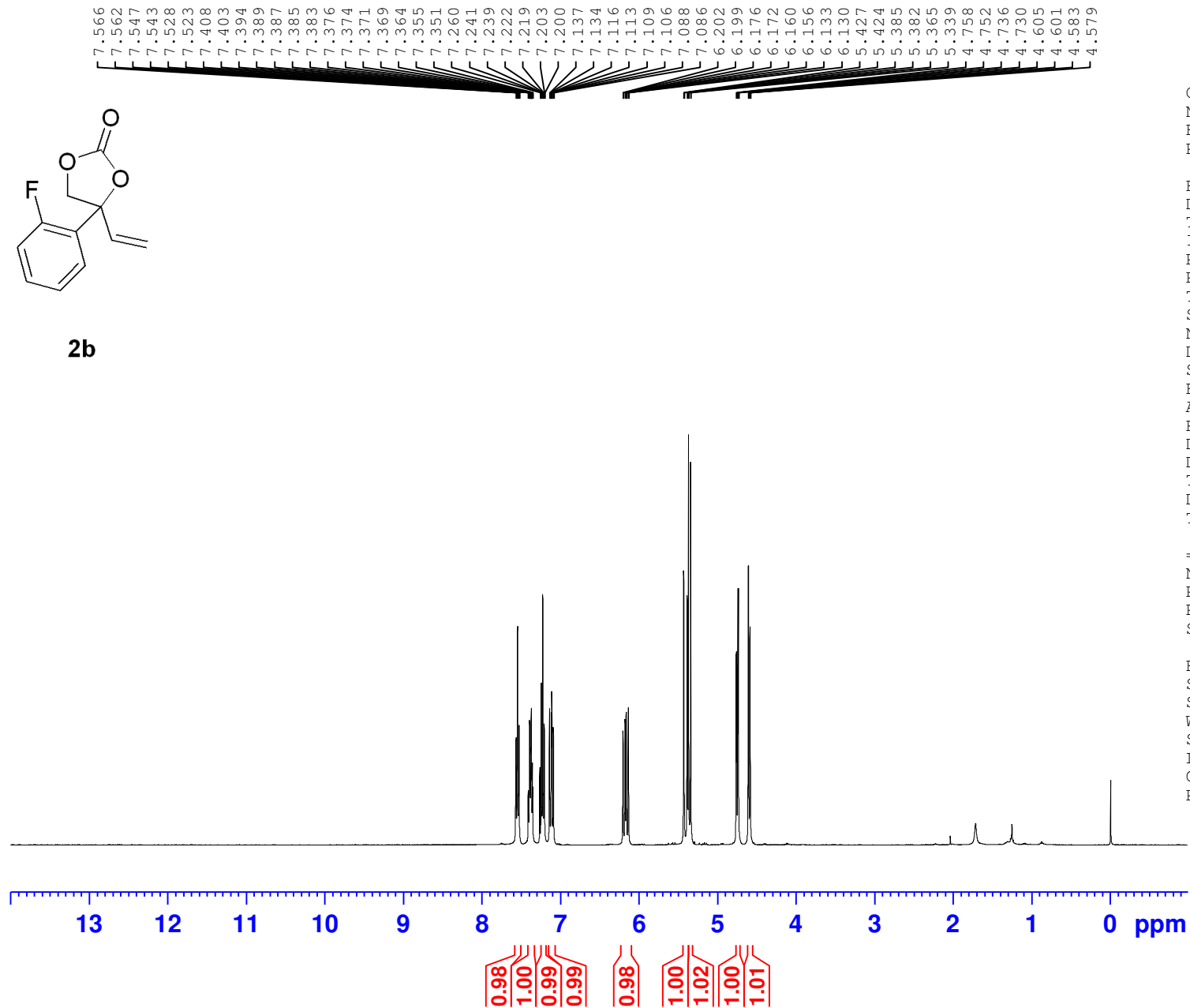
13 12 11 10 9 8 7 6 5 4 3 2 1 0 ppm

5.11
1.00
1.03
0.98
1.04
1.04

ljx-2b



2b



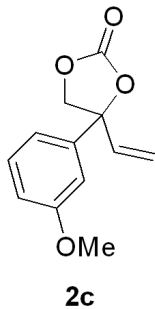
Current Data Parameters
NAME 20230721-400M
EXPNO 10
PROCNO 1

F2 - Acquisition Parameters
Date_ 20230720
Time 22.21
INSTRUM spect
PROBHD 5 mm PADUL 13C
PULPROG zg30
TD 65536
SOLVENT CDC13
NS 6
DS 2
SWH 8223.685 Hz
FIDRES 0.125483 Hz
AQ 3.9845889 sec
RG 75.43
DW 60.800 usec
DE 6.50 usec
TE 294.2 K
D1 1.00000000 sec
TD0 1

==== CHANNEL f1 =====
NUC1 1H
P1 9.90 usec
PLW1 23.00000000 W
SFO1 400.1924713 MHz

F2 - Processing parameters
SI 65536
SF 400.1900140 MHz
WDW EM
SSB 0
LB 0.30 Hz
GB 0
PC 1.00

ljx-2c



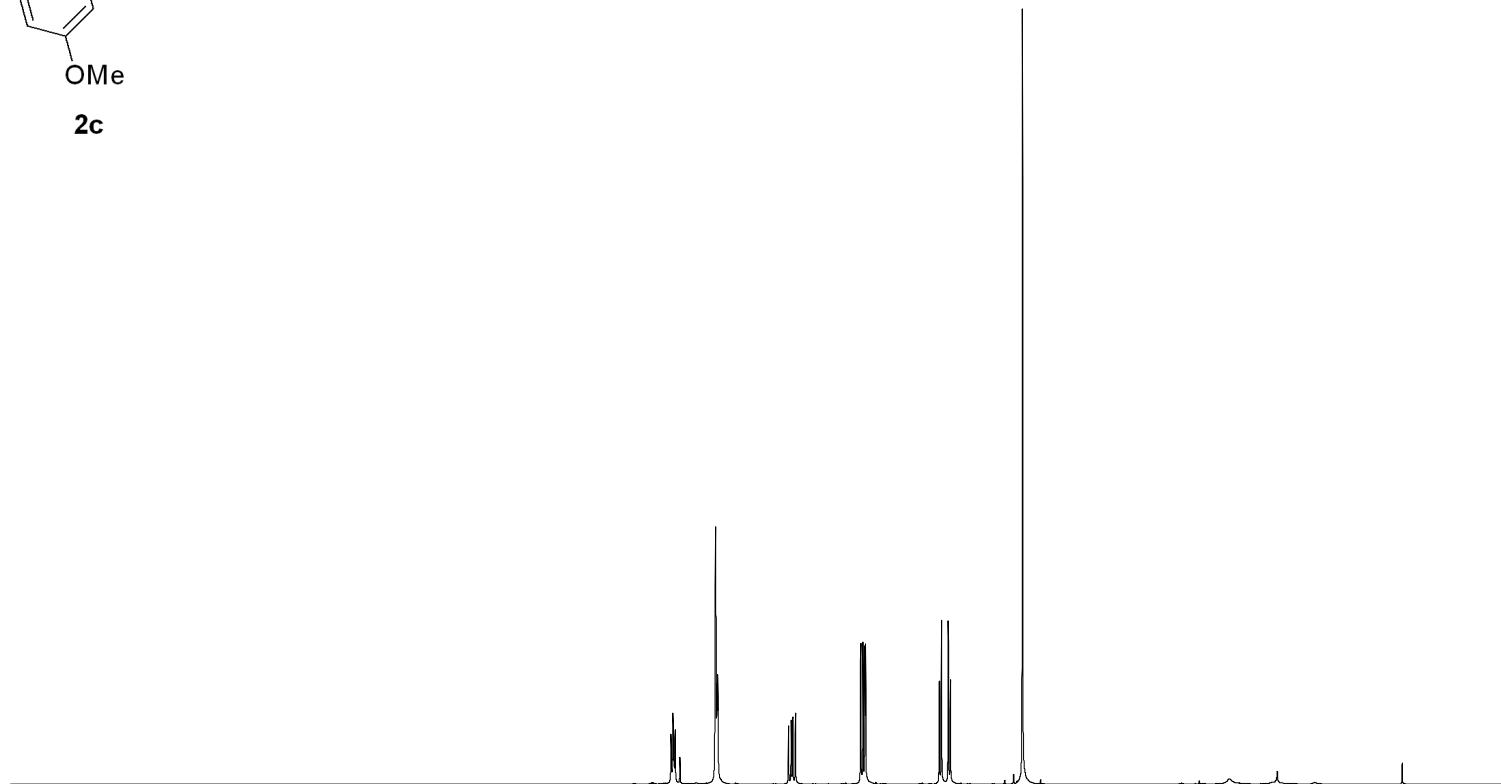
7.350
7.344
7.331
7.327
7.317
7.309
7.260
6.901
6.887
6.881
6.167
6.140
6.124
6.097
5.441
5.418
5.398
5.391
4.649
4.628
4.559
4.538
3.813

Current Data Parameters
NAME 20230721-400M
EXPNO 11
PROCNO 1

F2 - Acquisition Parameters
Date_ 20230720
Time 22.26
INSTRUM spect
PROBHD 5 mm PADUL 13C
PULPROG zg30
TD 65536
SOLVENT CDCl3
NS 6
DS 2
SWH 8223.685 Hz
FIDRES 0.125483 Hz
AQ 3.9845889 sec
RG 68.24
DW 60.800 usec
DE 6.50 usec
TE 294.3 K
D1 1.00000000 sec
TD0 1

==== CHANNEL f1 =====
NUC1 1H
P1 9.90 usec
PLW1 23.00000000 W
SFO1 400.1924713 MHz

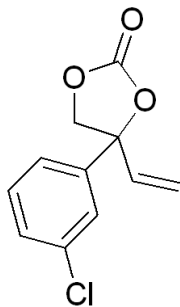
F2 - Processing parameters
SI 65536
SF 400.1900141 MHz
WDW EM
SSB 0
LB 0.30 Hz
GB 0
PC 1.00



13 12 11 10 9 8 7 6 5 4 3 2 1 0 ppm

1.00
3.04
0.99
2.07
2.09
3.07

ljx-2d



2d

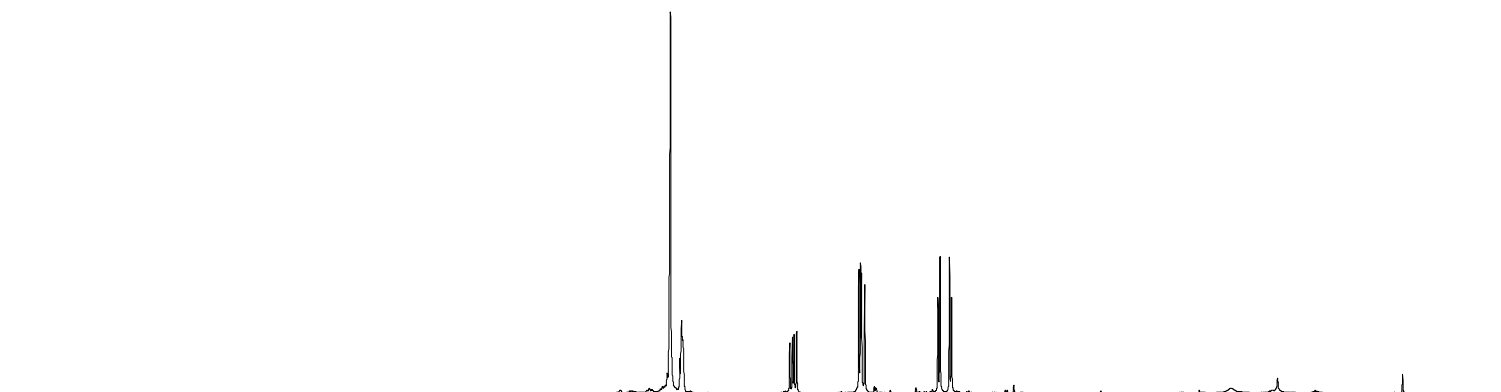
7.389
7.355
7.260
7.242
7.237
7.228
6.154
6.128
6.112
6.085
5.459
5.442
5.432
5.400
4.664
4.642
4.548
4.526

Current Data Parameters
NAME 20230721-400M
EXPNO 12
PROCNO 1

F2 - Acquisition Parameters
Date_ 20230720
Time 22.30
INSTRUM spect
PROBHD 5 mm PADUL 13C
PULPROG zg30
TD 65536
SOLVENT CDC13
NS 6
DS 2
SWH 8223.685 Hz
FIDRES 0.125483 Hz
AQ 3.9845889 sec
RG 75.43
DW 60.800 usec
DE 6.50 usec
TE 294.2 K
D1 1.00000000 sec
TD0 1

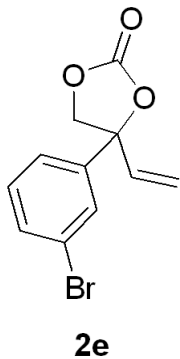
==== CHANNEL f1 =====
NUC1 1H
P1 9.90 usec
PLW1 23.00000000 W
SFO1 400.1924713 MHz

F2 - Processing parameters
SI 65536
SF 400.1900142 MHz
WDW EM
SSB 0
LB 0.30 Hz
GB 0
PC 1.00



3.02
1.01
1.00
2.05
2.09

ljx-2e



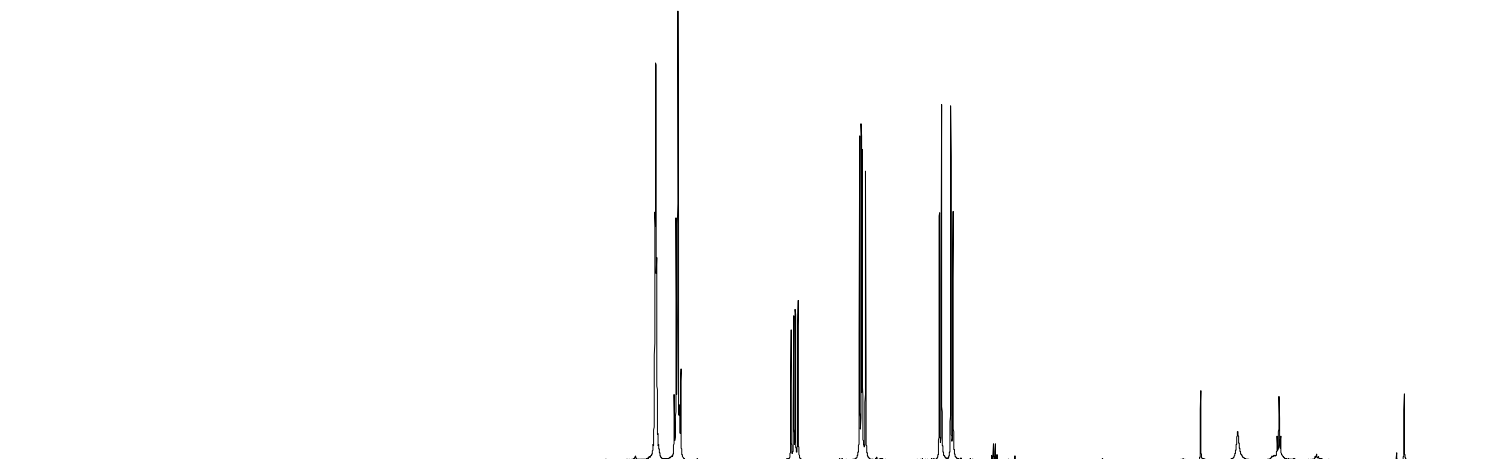
7.522
7.517
7.511
7.504
7.326
7.307
7.295
7.289
7.276
7.271
7.260
6.152
6.125
6.109
6.082
5.463
5.446
5.436
5.403
4.661
4.639
4.546
4.524

Current Data Parameters
NAME 20230721-400M
EXPNO 13
PROCNO 1

F2 - Acquisition Parameters
Date_ 20230720
Time 22.34
INSTRUM spect
PROBHD 5 mm PADUL 13C
PULPROG zg30
TD 65536
SOLVENT CDC13
NS 6
DS 2
SWH 8223.685 Hz
FIDRES 0.125483 Hz
AQ 3.9845889 sec
RG 100.49
DW 60.800 usec
DE 6.50 usec
TE 294.2 K
D1 1.00000000 sec
TD0 1

==== CHANNEL f1 =====
NUC1 1H
P1 9.90 usec
PLW1 23.00000000 W
SFO1 400.1924713 MHz

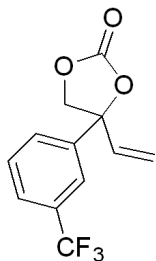
F2 - Processing parameters
SI 65536
SF 400.1900142 MHz
WDW EM
SSB 0
LB 0.30 Hz
GB 0
PC 1.00



13 12 11 10 9 8 7 6 5 4 3 2 1 0 ppm

2.03
2.03
1.00
2.06
1.05
1.05

ljx-2f



2f

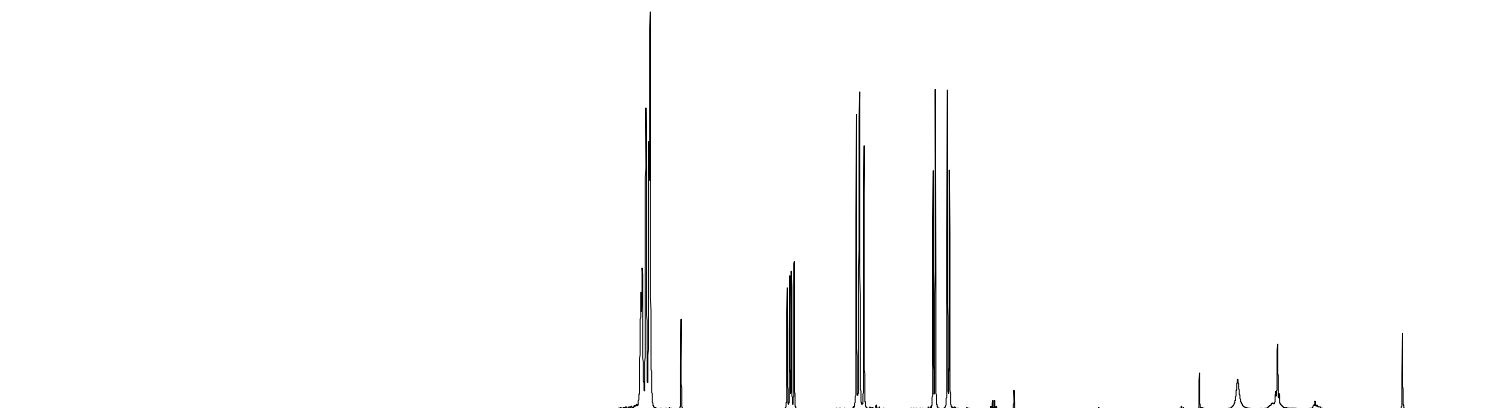
7.662
7.651
7.613
7.584
7.571
7.259
6.190
6.163
6.147
6.120
5.493
5.466
5.459
5.416
4.719
4.698
4.576
4.554

Current Data Parameters
NAME 20230721-400M
EXPNO 23
PROCNO 1

F2 - Acquisition Parameters
Date_ 20230720
Time 23.15
INSTRUM spect
PROBHD 5 mm PADUL 13C
PULPROG zg30
TD 65536
SOLVENT CDC13
NS 6
DS 2
SWH 8223.685 Hz
FIDRES 0.125483 Hz
AQ 3.9845889 sec
RG 113.67
DW 60.800 usec
DE 6.50 usec
TE 294.4 K
D1 1.00000000 sec
TD0 1

==== CHANNEL f1 =====
NUC1 1H
P1 9.90 usec
PLW1 23.00000000 W
SFO1 400.1924713 MHz

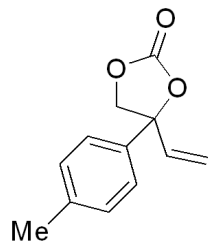
F2 - Processing parameters
SI 65536
SF 400.1900144 MHz
WDW EM
SSB 0
LB 0.30 Hz
GB 0
PC 1.00



13 12 11 10 9 8 7 6 5 4 3 2 1 0 ppm

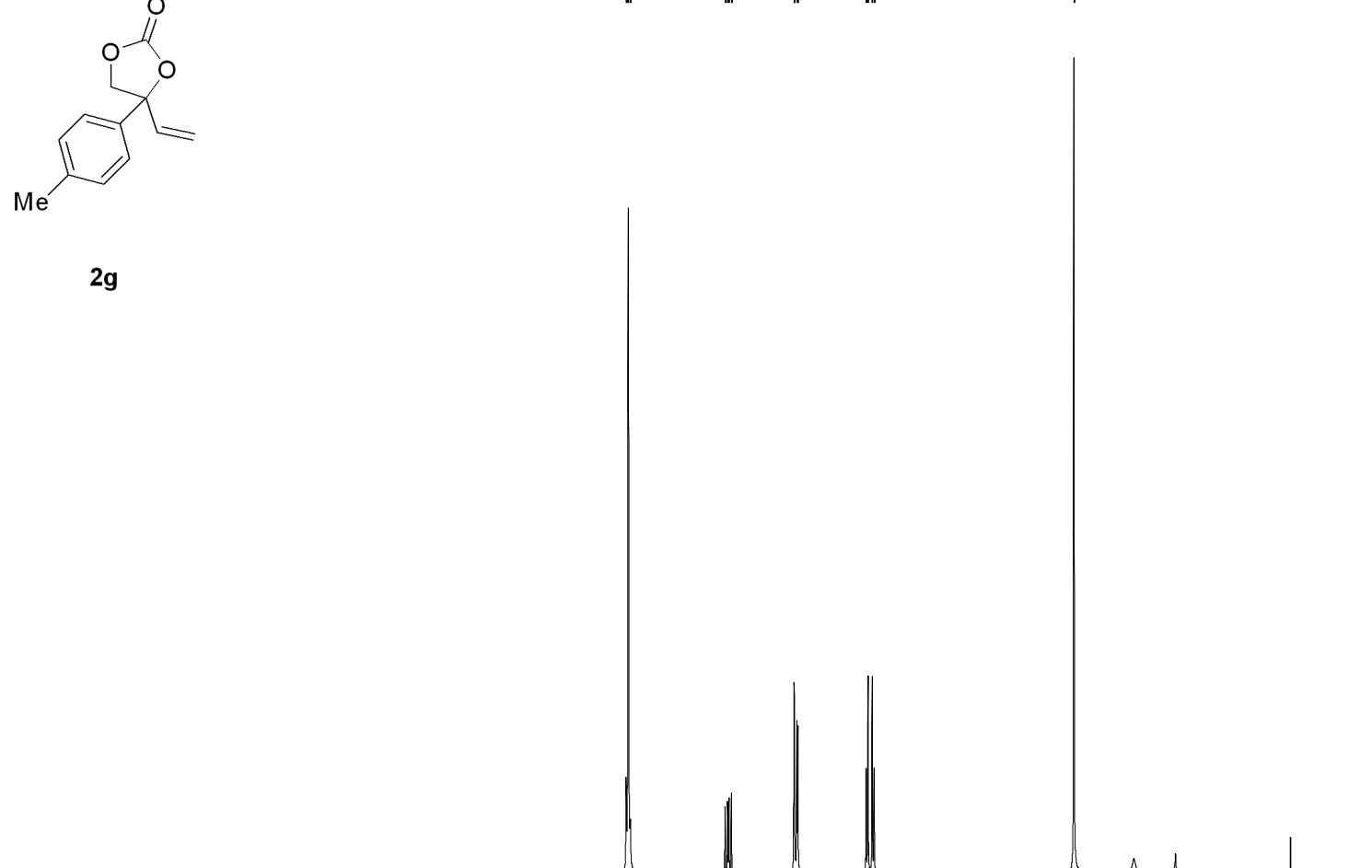
4.09
1.00
2.07
1.04
1.04

ljx-2g



2g

7.260
7.252
7.237
7.213
6.178
6.152
6.135
6.109
5.424
5.420
5.393
5.382
4.636
4.615
4.570
4.549
2.365



Current Data Parameters
NAME 20230721-400M
EXPNO 24
PROCNO 1

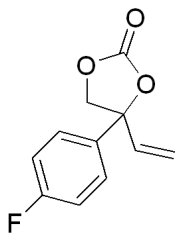
F2 - Acquisition Parameters
Date_ 20230720
Time 23.19
INSTRUM spect
PROBHD 5 mm PADUL 13C
PULPROG zg30
TD 65536
SOLVENT CDC13
NS 6
DS 2
SWH 8223.685 Hz
FIDRES 0.125483 Hz
AQ 3.9845889 sec
RG 90.23
DW 60.800 usec
DE 6.50 usec
TE 294.3 K
D1 1.00000000 sec
TD0 1

==== CHANNEL f1 =====
NUC1 1H
P1 9.90 usec
PLW1 23.00000000 W
SFO1 400.1924713 MHz

F2 - Processing parameters
SI 65536
SF 400.1900138 MHz
WDW EM
SSB 0
LB 0.30 Hz
GB 0
PC 1.00

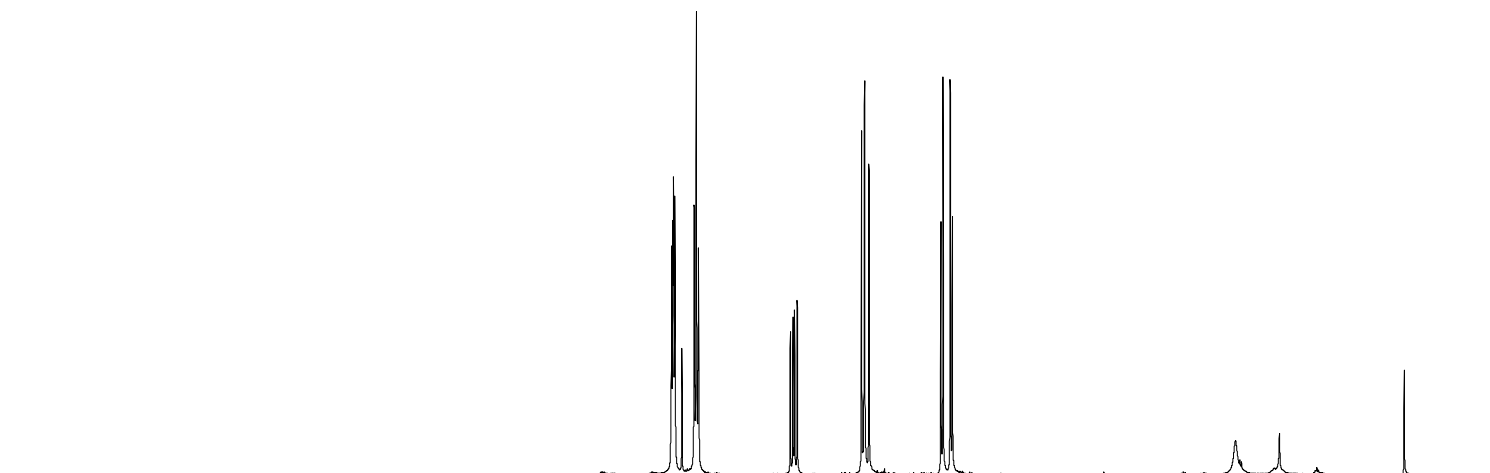
4.02
1.00
2.06
2.09
3.14

ljx-2h



2h

7.365
7.361
7.353
7.348
7.343
7.335
7.331
7.136
7.115
7.093
6.169
6.142
6.126
6.099
5.452
5.425
5.421
5.378
4.654
4.632
4.560
4.538



Current Data Parameters
NAME 20230722-400M
EXPNO 28
PROCNO 1

F2 - Acquisition Parameters
Date_ 20230721
Time 23.10
INSTRUM spect
PROBHD 5 mm PADUL 13C
PULPROG zg30
TD 65536
SOLVENT CDC13
NS 6
DS 0
SWH 8223.685 Hz
FIDRES 0.125483 Hz
AQ 3.9845889 sec
RG 113.67
DW 60.800 usec
DE 6.50 usec
TE 294.0 K
D1 1.00000000 sec
TD0 1

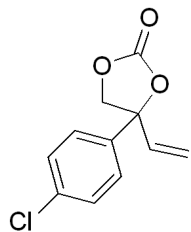
==== CHANNEL f1 =====
NUC1 1H
P1 9.90 usec
PLW1 23.00000000 W
SFO1 400.1924713 MHz

F2 - Processing parameters
SI 65536
SF 400.1900141 MHz
WDW EM
SSB 0
LB 0.30 Hz
GB 0
PC 1.00

13 12 11 10 9 8 7 6 5 4 3 2 1 0 ppm

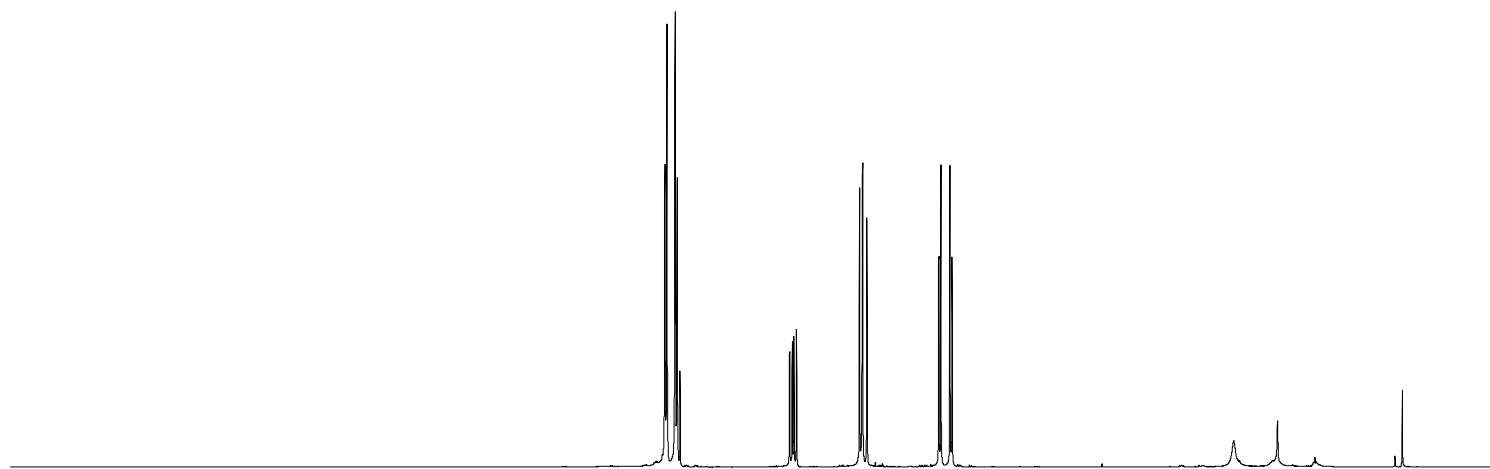
2.02
2.07
1.00
2.08
2.08

ljx-2i



2i

7.412
7.407
7.395
7.390
7.309
7.304
7.292
7.287
7.259
6.156
6.130
6.114
6.087
5.453
5.426
5.421
5.378
4.655
4.634
4.543
4.521



Current Data Parameters
NAME 20230722-400M
EXPNO 3
PROCNO 1

F2 - Acquisition Parameters
Date_ 20230721
Time 21.34
INSTRUM spect
PROBHD 5 mm PADUL 13C
PULPROG zg30
TD 65536
SOLVENT CDC13
NS 6
DS 0
SWH 8223.685 Hz
FIDRES 0.125483 Hz
AQ 3.9845889 sec
RG 100.49
DW 60.800 usec
DE 6.50 usec
TE 293.7 K
D1 1.00000000 sec
TD0 1

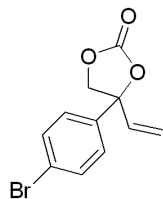
==== CHANNEL f1 =====
NUC1 1H
P1 9.90 usec
PLW1 23.00000000 W
SFO1 400.1924713 MHz

F2 - Processing parameters
SI 65536
SF 400.1900143 MHz
WDW EM
SSB 0
LB 0.30 Hz
GB 0
PC 1.00

13 12 11 10 9 8 7 6 5 4 3 2 1 0 ppm


2.00
2.00
0.99
2.03
2.04

ljx-2j



2j

7.566
7.544
7.260
7.246
7.225
6.152
6.125
6.109
6.082
5.451
5.424
5.420
5.377
4.654
4.633
4.538
4.517



Current Data Parameters
NAME 20230722-400M
EXPNO 4
PROCNO 1

F2 - Acquisition Parameters
Date_ 20230721
Time 21.38
INSTRUM spect
PROBHD 5 mm PADUL 13C
PULPROG zg30
TD 65536
SOLVENT CDCl3
NS 6
DS 0
SWH 8223.685 Hz
FIDRES 0.125483 Hz
AQ 3.9845889 sec
RG 100.49
DW 60.800 usec
DE 6.50 usec
TE 293.7 K
D1 1.00000000 sec
TD0 1

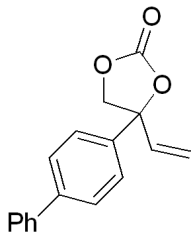
==== CHANNEL f1 =====
NUC1 1H
P1 9.90 usec
PLW1 23.00000000 W
SFO1 400.1924713 MHz

F2 - Processing parameters
SI 65536
SF 400.1900140 MHz
WDW EM
SSB 0
LB 0.30 Hz
GB 0
PC 1.00

13 12 11 10 9 8 7 6 5 4 3 2 1 0 ppm

2.00
2.03
1.00
2.05
2.09

ljx-2k



2k

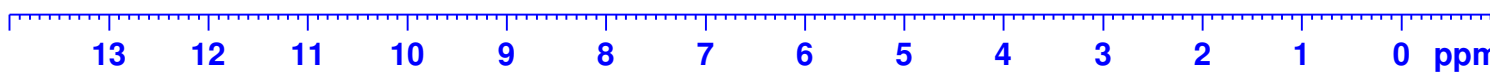
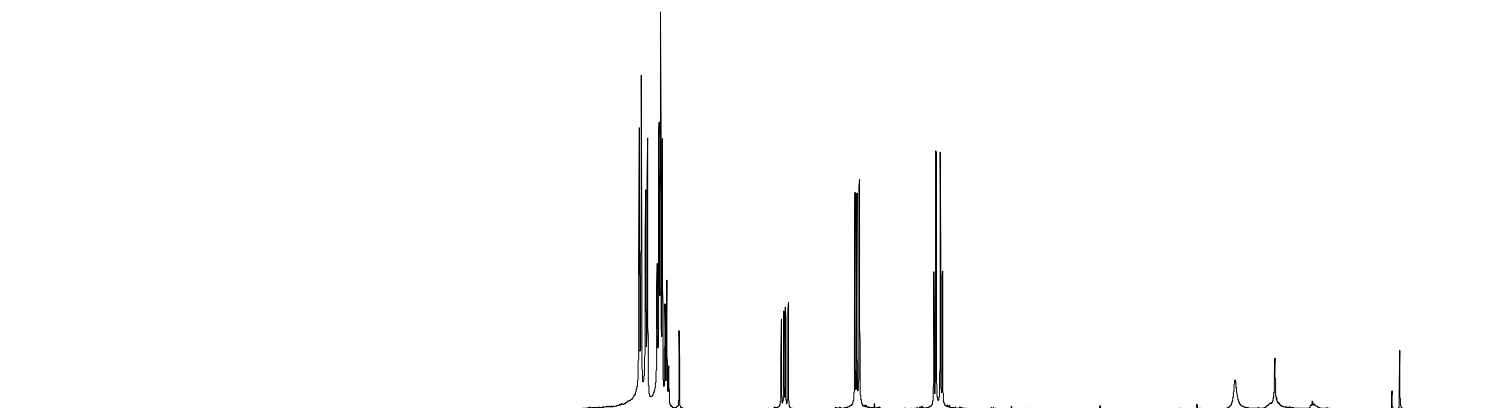
7.662
7.641
7.597
7.579
7.482
7.464
7.449
7.445
7.429
7.402
7.384
7.366
7.259
6.232
6.206
6.189
6.163
5.491
5.471
5.448
5.444
4.696
4.675
4.631
4.610

Current Data Parameters
NAME 20230722-400M
EXPNO 10
PROCNO 1

F2 - Acquisition Parameters
Date_ 20230721
Time 22.01
INSTRUM spect
PROBHD 5 mm PADUL 13C
PULPROG zg30
TD 65536
SOLVENT CDCl3
NS 6
DS 0
SWH 8223.685 Hz
FIDRES 0.125483 Hz
AQ 3.9845889 sec
RG 75.43
DW 60.800 usec
DE 6.50 usec
TE 293.8 K
D1 1.00000000 sec
TD0 1

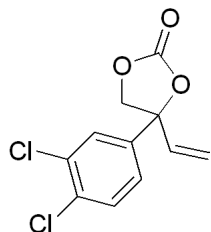
==== CHANNEL f1 =====
NUC1 1H
P1 9.90 usec
PLW1 23.00000000 W
SFO1 400.1924713 MHz

F2 - Processing parameters
SI 65536
SF 400.1900142 MHz
WDW EM
SSB 0
LB 0.30 Hz
GB 0
PC 1.00



2.06
2.08
5.06
1.00
2.02
2.08

ljx-21



21

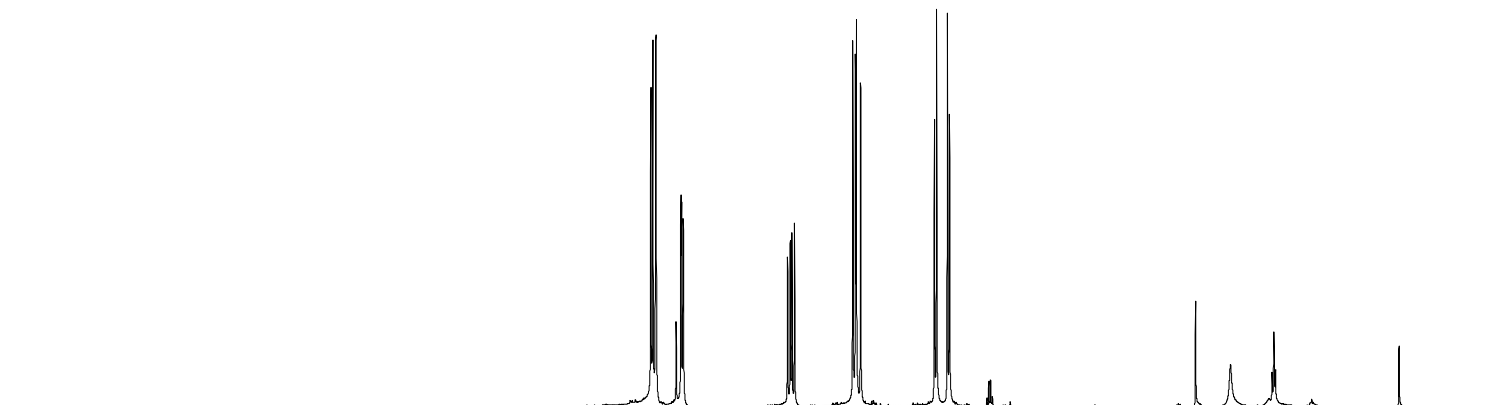
7.514
7.493
7.466
7.461
7.260
7.212
7.207
7.191
7.186
6.138
6.111
6.095
6.068
5.482
5.455
5.446
5.403
4.660
4.639
4.530
4.508

Current Data Parameters
NAME 20230722-400M
EXPNO 14
PROCNO 1

F2 - Acquisition Parameters
Date_ 20230721
Time 22.18
INSTRUM spect
PROBHD 5 mm PADUL 13C
PULPROG zg30
TD 65536
SOLVENT CDC13
NS 6
DS 0
SWH 8223.685 Hz
FIDRES 0.125483 Hz
AQ 3.9845889 sec
RG 90.23
DW 60.800 usec
DE 6.50 usec
TE 294.0 K
D1 1.00000000 sec
TD0 1

==== CHANNEL f1 =====
NUC1 1H
P1 9.90 usec
PLW1 23.00000000 W
SFO1 400.1924713 MHz

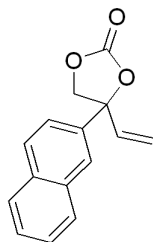
F2 - Processing parameters
SI 65536
SF 400.1900142 MHz
WDW EM
SSB 0
LB 0.30 Hz
GB 0
PC 1.00



13 12 11 10 9 8 7 6 5 4 3 2 1 0 ppm

2.07
1.00
1.00
2.08
2.09

1jx-2m



2m

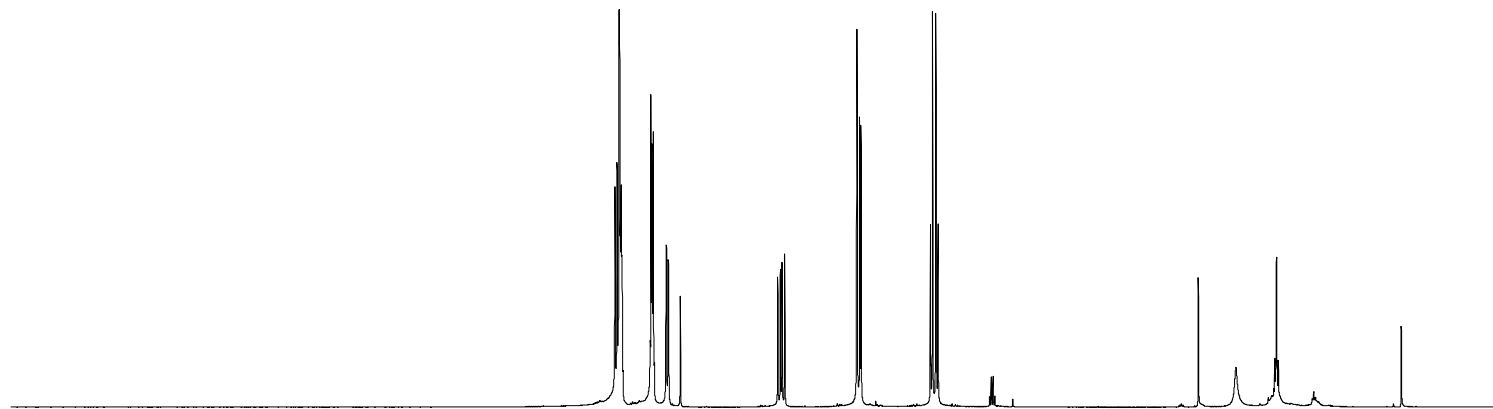
7.918
7.896
7.877
7.872
7.862
7.854
7.847
7.838
7.564
7.556
7.547
7.540
7.532
7.523
7.404
7.399
7.382
7.378
7.260
6.280
6.253
6.237
6.210
5.484
5.482
5.455
5.442
4.743
4.722
4.688
4.667

Current Data Parameters
NAME 20230722-400M
EXPNO 13
PROCNO 1

F2 - Acquisition Parameters
Date_ 20230721
Time 22.13
INSTRUM spect
PROBHD 5 mm PADUL 13C
PULPROG zg30
TD 65536
SOLVENT CDC13
NS 6
DS 0
SWH 8223.685 Hz
FIDRES 0.125483 Hz
AQ 3.9845889 sec
RG 90.23
DW 60.800 usec
DE 6.50 usec
TE 293.8 K
D1 1.00000000 sec
TD0 1

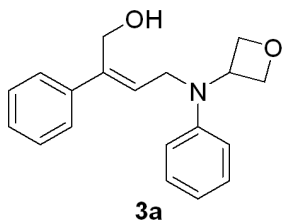
==== CHANNEL f1 =====
NUC1 1H
P1 9.90 usec
PLW1 23.00000000 W
SFO1 400.1924713 MHz

F2 - Processing parameters
SI 65536
SF 400.1900141 MHz
WDW EM
SSB 0
LB 0.30 Hz
GB 0
PC 1.00



13 12 11 10 9 8 7 6 5 4 3 2 1 0 ppm

4.06
2.05
1.01
1.00
2.06
2.08



7.379
7.375
7.369
7.357
7.354
7.349
7.336
7.333
7.328
7.315
7.311
7.300
7.297
7.291
7.282
7.278
7.273
7.268
7.261
7.255
7.252
7.249
7.243
7.238
7.233
6.903
6.901
6.885
6.869
6.866
6.864
6.728
6.726
6.706
6.704
5.866
5.850
5.834
4.873
4.865
4.859
4.848
4.843
4.837
4.830
4.823
4.744
4.732
4.724
4.713
4.708
4.706
4.701
4.695
4.688
4.547
4.155
4.139

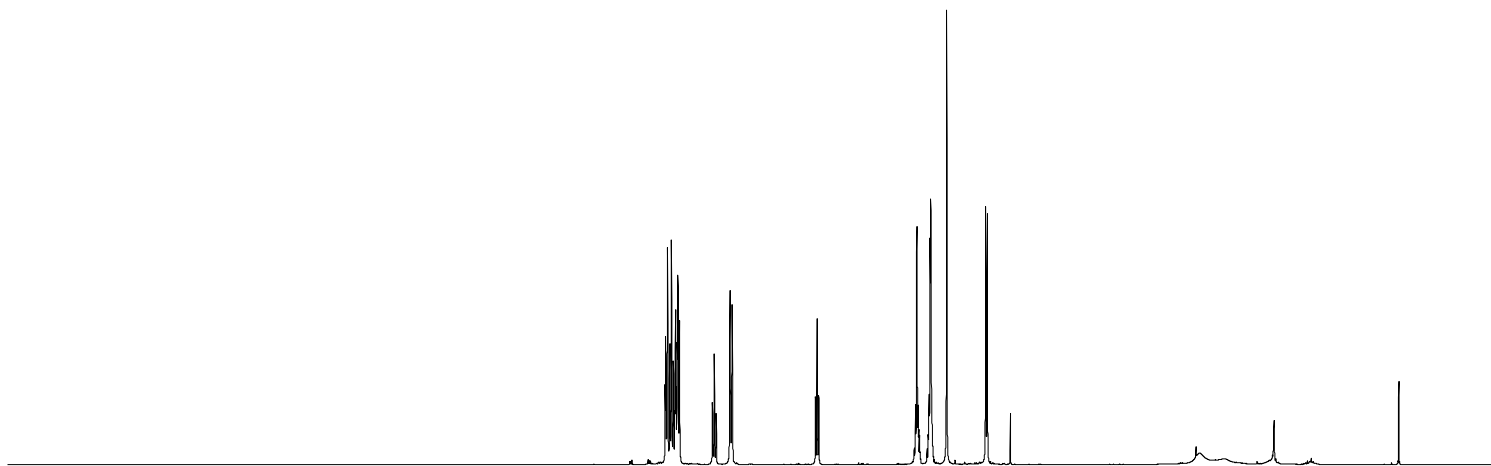
Current Data Parameters
NAME LJX-1-39
EXPNO 1
PROCNO 1

F2 - Acquisition Parameters

Date_ 20230729
Time 4.05 h
INSTRUM Avance
PROBHD z116098_0833 (
PULPROG zg30
TD 65536
SOLVENT CDC13
NS 16
DS 2
SWH 8196.722 Hz
FIDRES 0.250144 Hz
AQ 3.9976959 sec
RG 101
DW 61.000 usec
DE 13.54 usec
TE 294.3 K
D1 1.00000000 sec
TD0 1
SFO1 400.1324708 MHz
NUC1 1H
P0 3.33 usec
P1 10.00 usec
PLW1 20.73200035 W

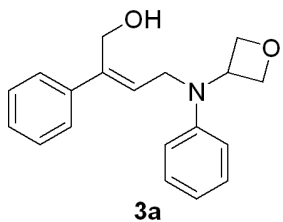
F2 - Processing parameters

SI 65536
SF 400.1300142 MHz
WDW EM
SSB 0
LB 0.30 Hz
GB 0
PC 1.00



13 12 11 10 9 8 7 6 5 4 3 2 1 0 ppm

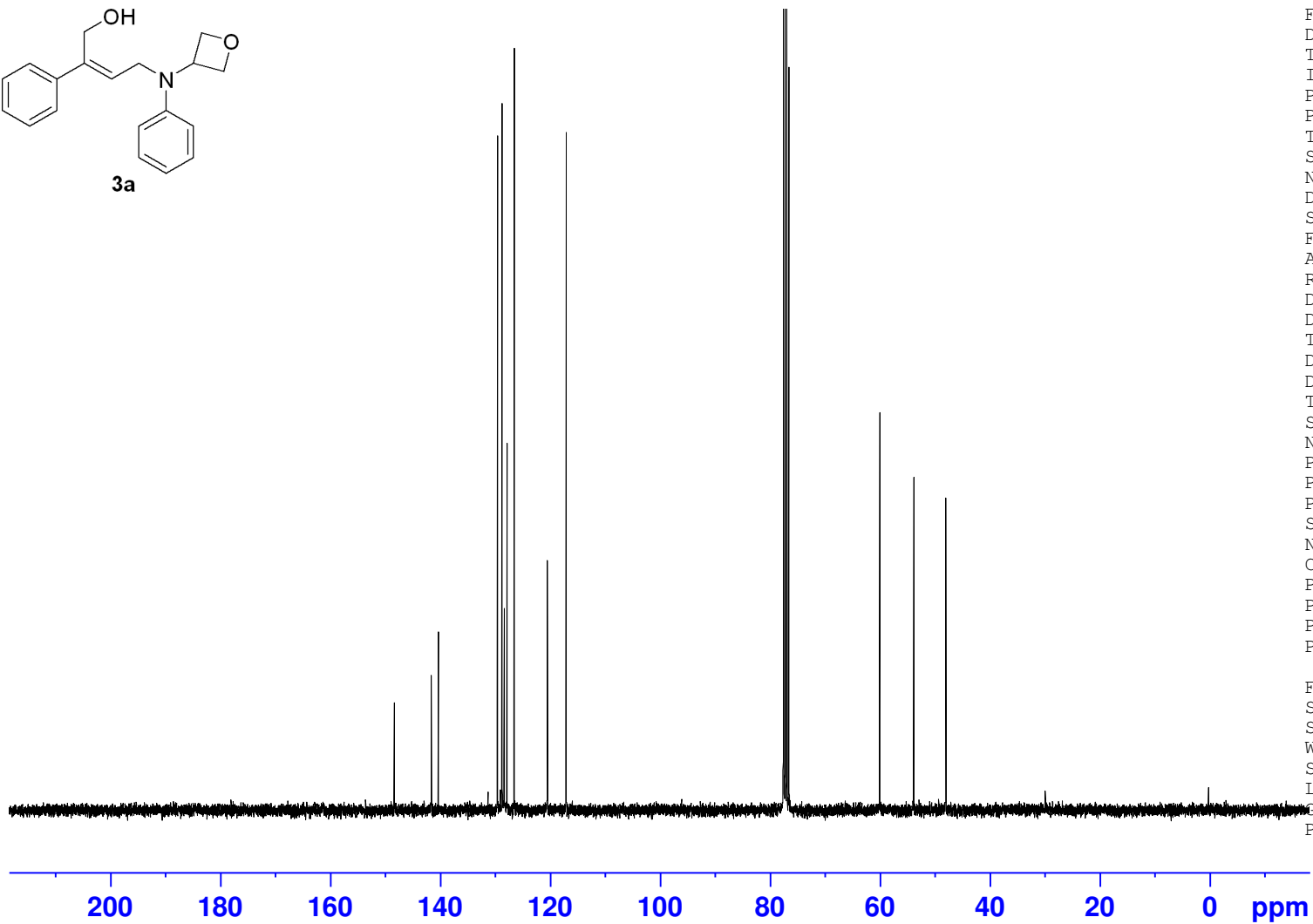
7.07
1.01
2.03
1.00
2.07
3.07
2.03
2.04



148.27
141.57
140.25
129.52
128.67
128.30
127.78
126.48
120.44
117.03

77.47
77.16
76.84
76.47

59.95
53.74
47.91



Current Data Parameters
NAME LJX-1-39
EXPNO 2
PROCNO 1

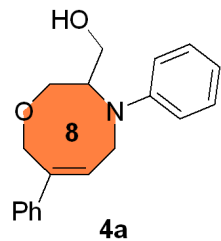
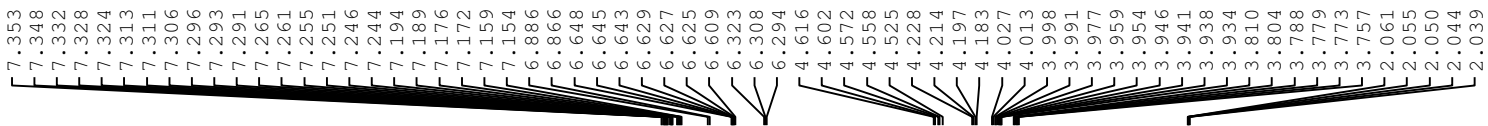
F2 - Acquisition Parameters

Date_ 20230729
Time 4.35 h
INSTRUM Avance
PROBHD z116098_0833 (
PULPROG zgpg30
TD 65536
SOLVENT CDC13
NS 500
DS 4
SWH 23809.523 Hz
FIDRES 0.726609 Hz
AQ 1.3762560 sec
RG 46.0295
DW 21.000 usec
DE 6.50 usec
TE 295.0 K
D1 2.00000000 sec
D11 0.03000000 sec
TD0 1
SFO1 100.6228298 MHz
NUC1 13C
P0 3.33 usec
P1 10.00 usec
PLW1 87.89900208 W
SFO2 400.1316005 MHz
NUC2 1H
CPDPRG[2] waltz65
PCPD2 90.00 usec
PLW2 20.73200035 W
PLW12 0.25595000 W
PLW13 0.12874000 W

F2 - Processing parameters

SI 32768
SF 100.6127603 MHz
WDW EM
SSB 0
LB 1.00 Hz
GB 0
PC 1.40

ljx-2-44

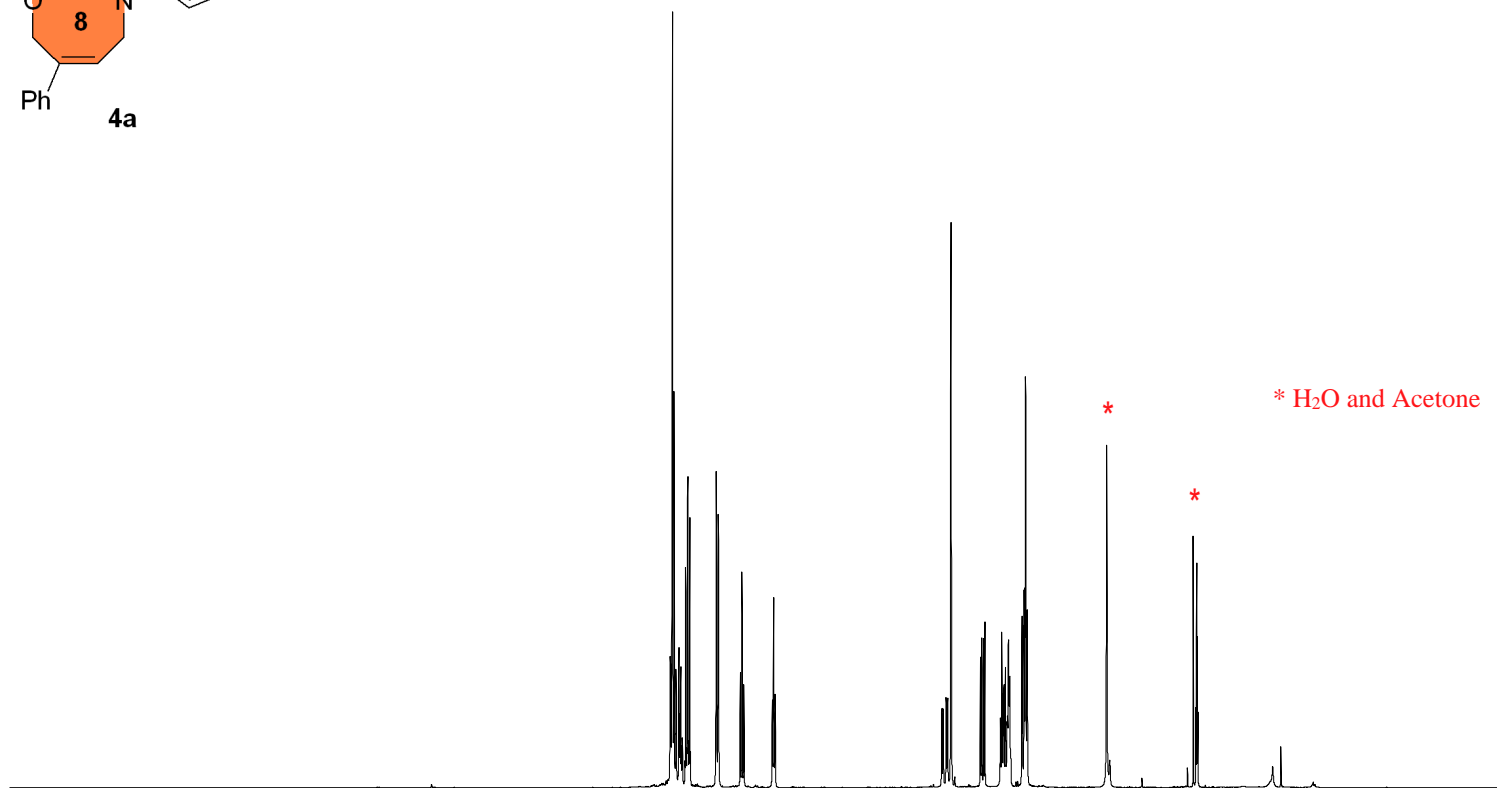


Current Data Parameters
NAME 20230610-400
EXPNO 13
PROCNO 1

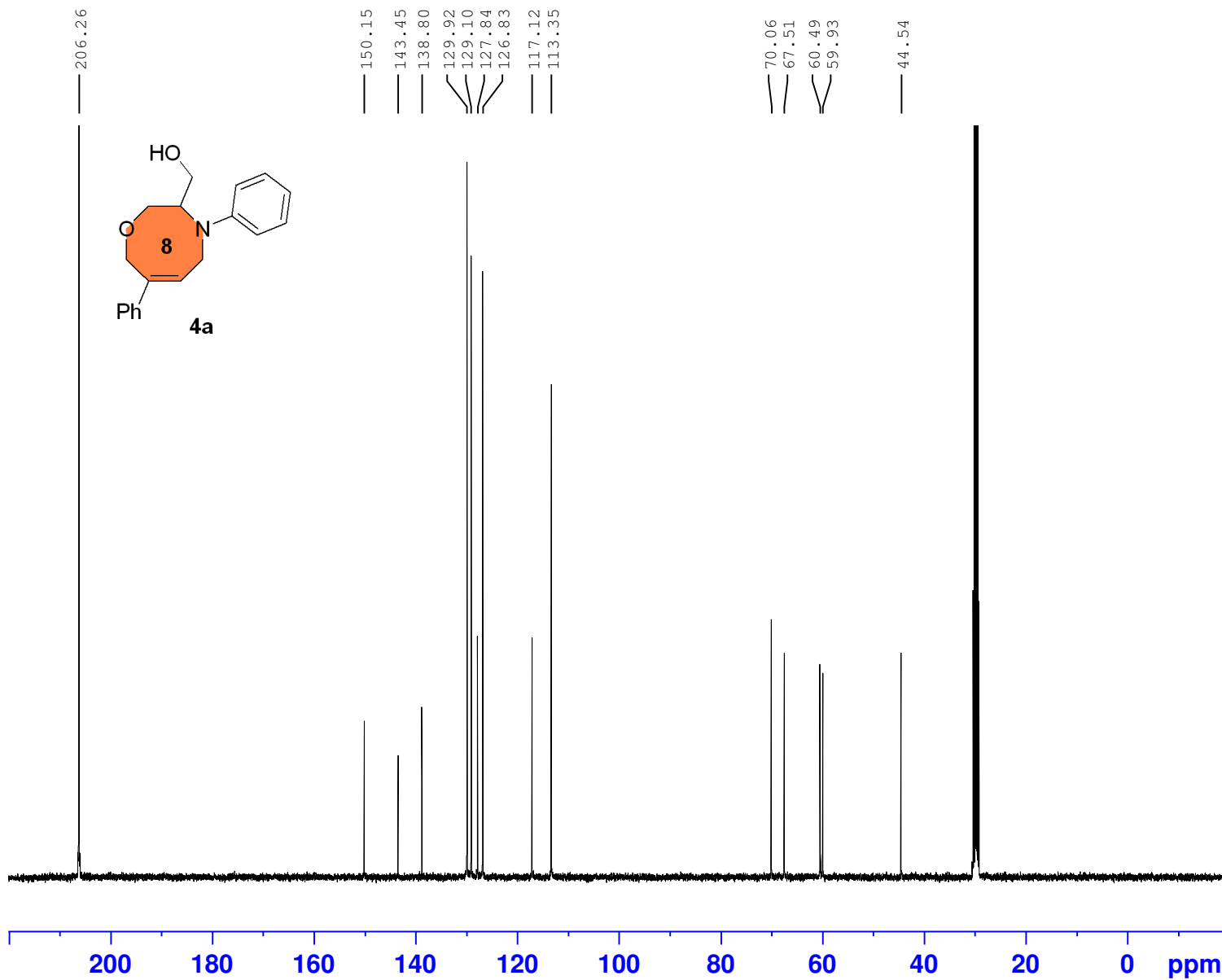
F2 - Acquisition Parameters
Date_ 20230609
Time 23.11
INSTRUM spect
PROBHD 5 mm PADUL 13C
PULPROG zg30
TD 65536
SOLVENT Acetone
NS 6
DS 0
SWH 8223.685 Hz
FIDRES 0.125483 Hz
AQ 3.9845889 sec
RG 53.3
DW 60.800 usec
DE 6.50 usec
TE 291.4 K
D1 1.00000000 sec
TD0 1

==== CHANNEL f1 =====
NUC1 1H
P1 9.90 usec
PLW1 23.00000000 W
SFO1 400.1924713 MHz

F2 - Processing parameters
SI 65536
SF 400.1900111 MHz
WDW EM
SSB 0
LB 0.30 Hz
GB 0
PC 1.00



ljx-2-44



Current Data Parameters
NAME 20230615-400m
EXPNO 39
PROCNO 1

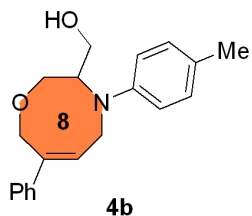
F2 - Acquisition Parameters
Date_ 20230615
Time 3.10
INSTRUM spect
PROBHD 5 mm PADUL 13C
PULPROG zgpg30
TD 65536
SOLVENT Acetone
NS 400
DS 4
SWH 24038.461 Hz
FIDRES 0.366798 Hz
AQ 1.3631488 sec
RG 50.16
DW 20.800 usec
DE 6.50 usec
TE 292.9 K
D1 2.00000000 sec
D11 0.03000000 sec
TD0 1

===== CHANNEL f1 =====
NUC1 13C
P1 9.80 usec
PLW1 47.40000153 W
SFO1 100.6379178 MHz

===== CHANNEL f2 =====
CPDPRG[2] waltz16
NUC2 1H
PCPD2 90.00 usec
PLW2 23.00000000 W
PLW12 0.30712000 W
PLW13 0.24877000 W
SFO2 400.1916008 MHz

F2 - Processing parameters
SI 32768
SF 100.6277790 MHz
WDW EM
SSB 0
LB 1.00 Hz
GB 0
PC 1.40

ljx-3-12



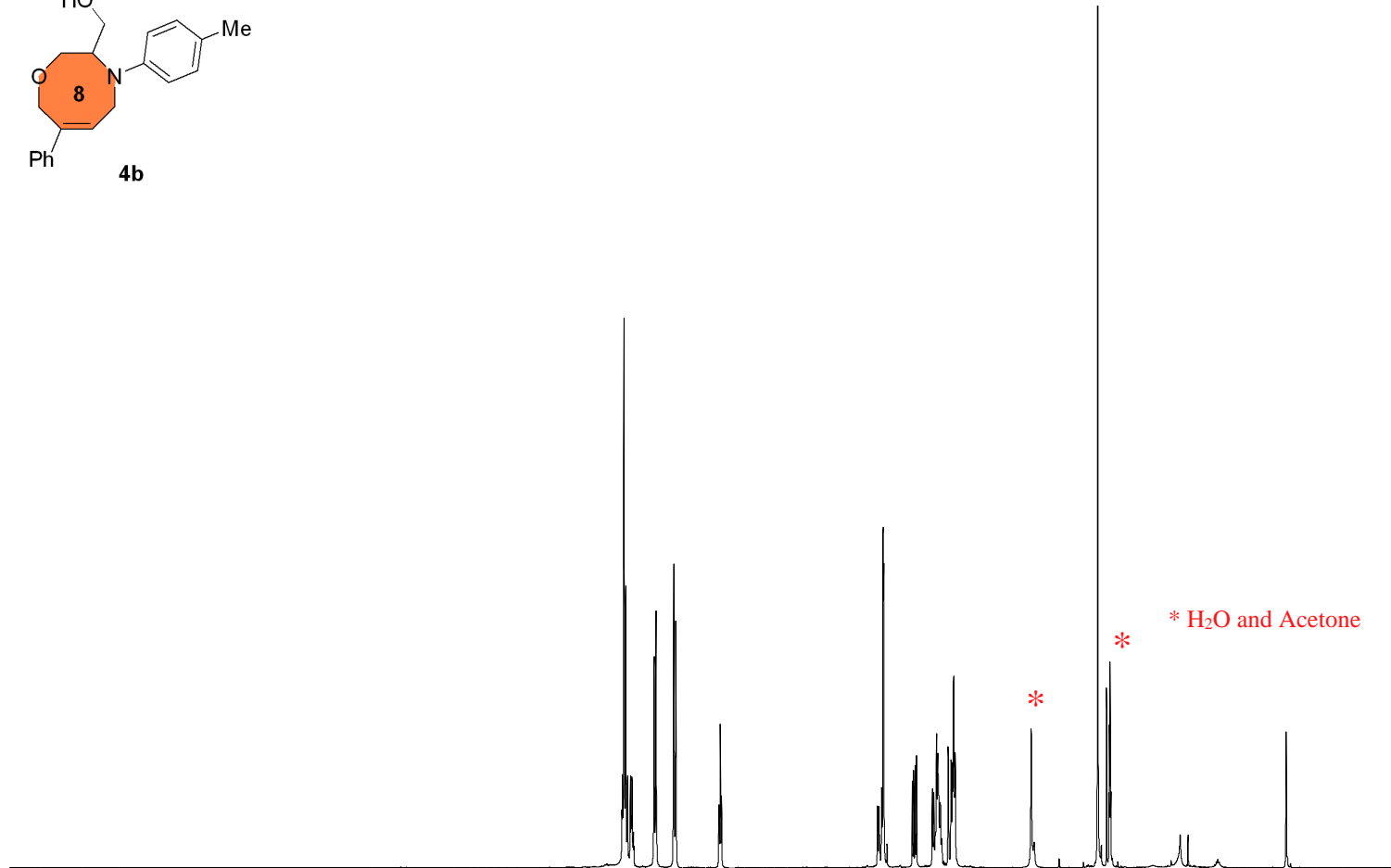
7.350
7.345
7.328
7.325
7.308
7.303
7.293
7.288
7.261
7.256
7.239
7.000
6.979
6.786
6.764
6.294
6.281
6.268
4.572
4.558
4.528
4.513
4.507
4.195
4.180
4.164
4.149
3.977
3.963
3.932
3.918
3.893
3.890
3.808
3.801
3.777
3.770
3.760
3.746
3.730
2.181
2.060
2.055
2.049
2.044
2.038

Current Data Parameters
NAME 3-12
EXPNO 33
PROCNO 1

F2 - Acquisition Parameters
Date_ 20230316
Time 5.12
INSTRUM spect
PROBHD 5 mm PABBO BB-
PULPROG zg30
TD 65536
SOLVENT Acetone
NS 6
DS 2
SWH 8223.685 Hz
FIDRES 0.125483 Hz
AQ 3.9845889 sec
RG 90.23
DW 60.800 usec
DE 6.50 usec
TE 293.1 K
D1 1.00000000 sec
TD0 1

==== CHANNEL f1 =====
NUC1 1H
P1 14.68 usec
PLW1 14.00000000 W
SFO1 400.1924713 MHz

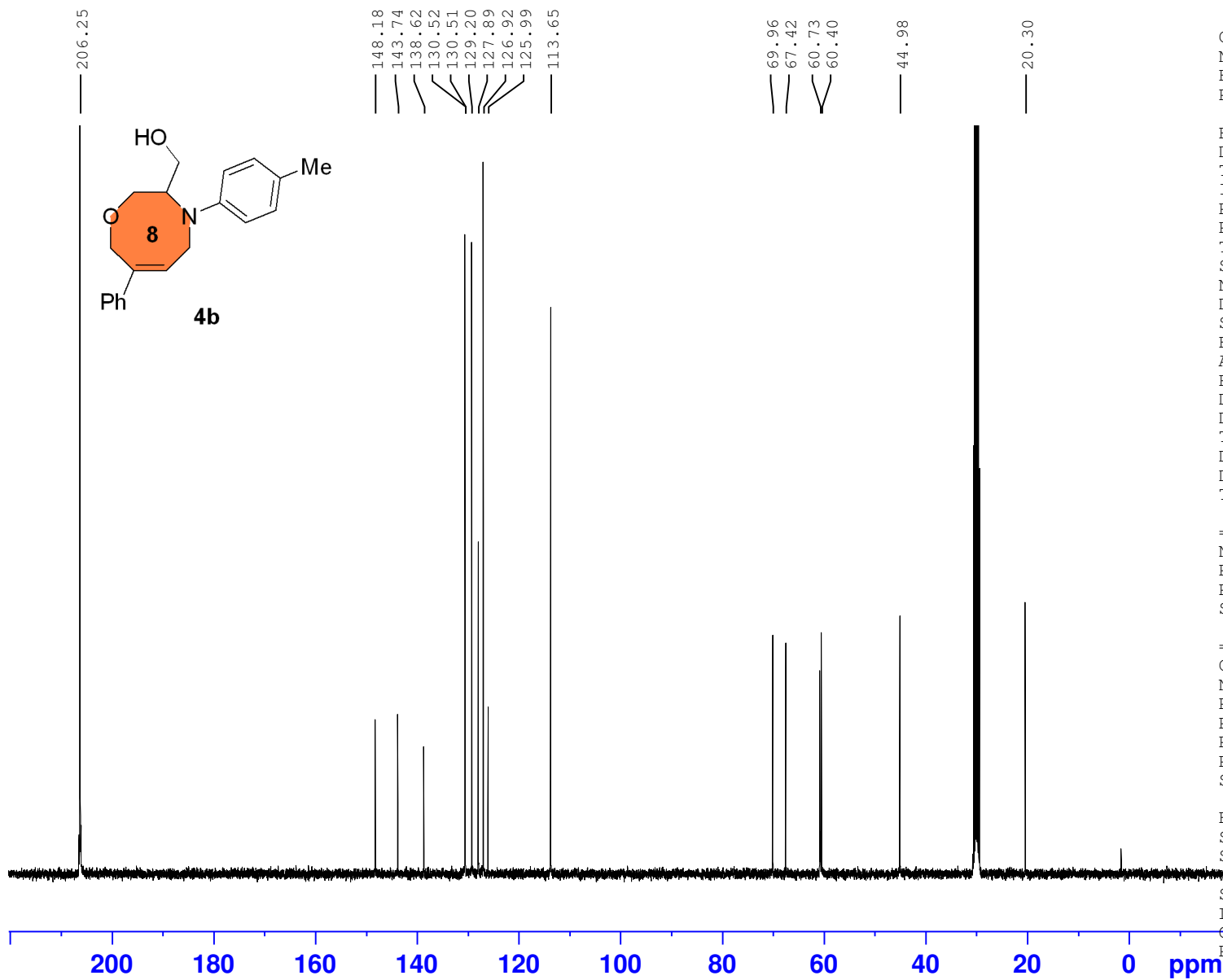
F2 - Processing parameters
SI 65536
SF 400.1900125 MHz
WDW EM
SSB 0
LB 0.30 Hz
GB 0
PC 1.00



13 12 11 10 9 8 7 6 5 4 3 2 1 0 ppm

5.08
2.02
2.02
1.00
3.10
1.04
2.10
3.05
3.01

ljx-3-12



Current Data Parameters
NAME 3-12
EXPNO 34
PROCNO 1

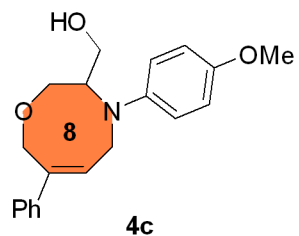
F2 - Acquisition Parameters
Date_ 20230316
Time 5.48
INSTRUM spect
PROBHD 5 mm PABBO BB-
PULPROG zgpg30
TD 65536
SOLVENT Acetone
NS 600
DS 4
SWH 24038.461 Hz
FIDRES 0.366798 Hz
AQ 1.3631488 sec
RG 193.13
DW 20.800 usec
DE 6.50 usec
TE 293.3 K
D1 2.00000000 sec
D11 0.03000000 sec
TD0 1

===== CHANNEL f1 =====
NUC1 13C
P1 12.00 usec
PLW1 53.00000000 W
SFO1 100.6379178 MHz

===== CHANNEL f2 =====
CPDPRG[2] waltz16
NUC2 1H
PCPD2 90.00 usec
PLW2 14.00000000 W
PLW12 0.37246999 W
PLW13 0.30170000 W
SFO2 400.1916008 MHz

F2 - Processing parameters
SI 32768
SF 100.6277672 MHz
WDW EM
SSB 0
LB 1.00 Hz
GB 0
PC 1.40

ljx-3-8



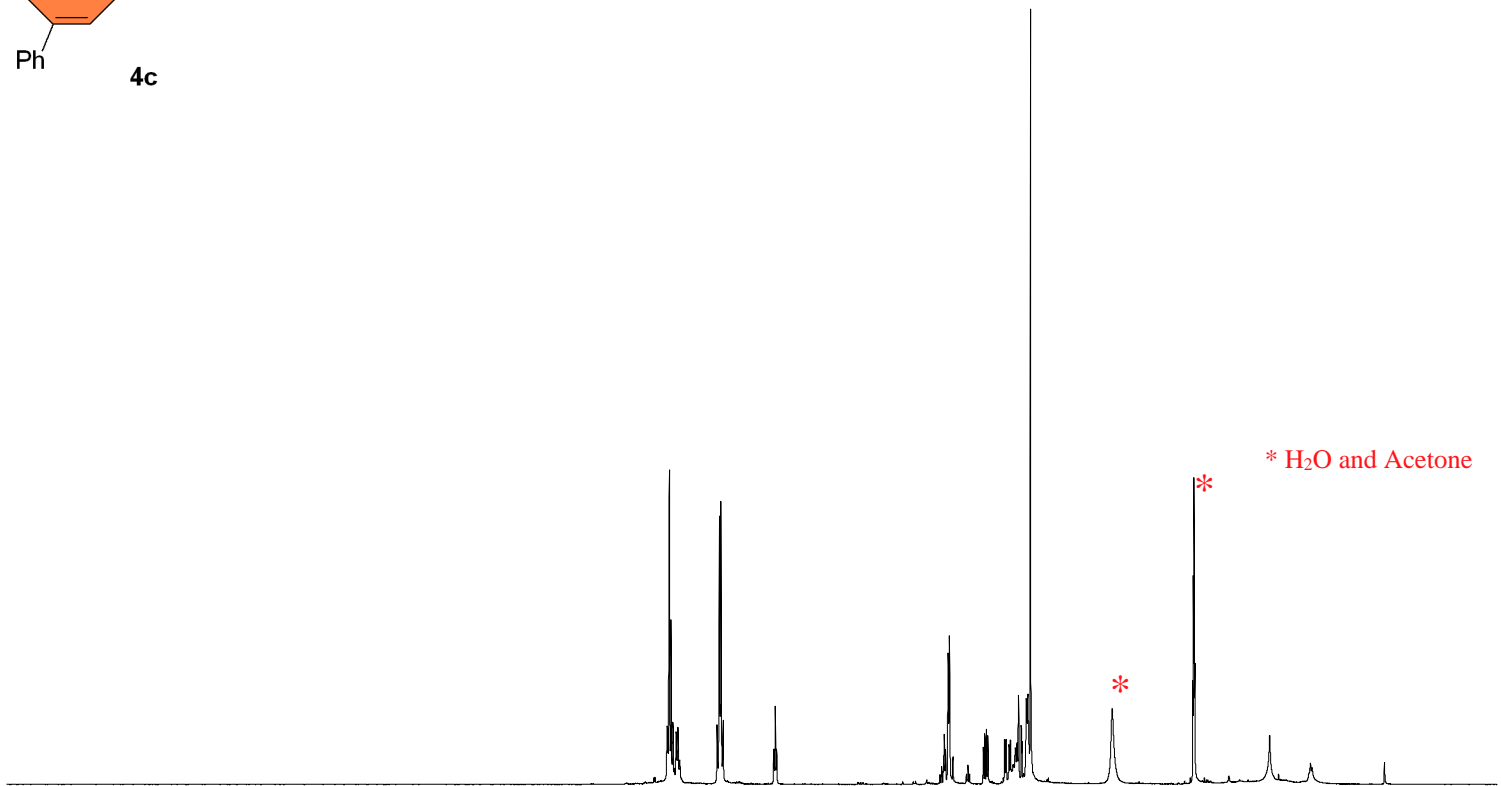
7.349
7.332
7.328
7.311
7.291
7.258
7.242
6.848
6.841
6.832
6.825
6.816
6.809
6.802
6.793
6.786
6.276
6.262
6.248
4.604
4.587
4.561
4.549
4.522
4.509
4.473
4.338
4.322
4.307
4.168
4.153
4.138
4.123
3.953
3.940
3.909
3.895
3.846
3.827
3.815
3.786
3.780
3.735
3.719
3.694
2.060
2.055
2.049
2.044
2.039

Current Data Parameters
NAME 20230316-400M
EXPNO 31
PROCNO 1

F2 - Acquisition Parameters
Date_ 20230316
Time 4.33
INSTRUM spect
PROBHD 5 mm PABBO BB-
PULPROG zg30
TD 65536
SOLVENT Acetone
NS 6
DS 2
SWH 8223.685 Hz
FIDRES 0.125483 Hz
AQ 3.9845889 sec
RG 140.02
DW 60.800 usec
DE 6.50 usec
TE 293.2 K
D1 1.00000000 sec
TD0 1

==== CHANNEL f1 =====
NUC1 1H
P1 14.68 usec
PLW1 14.00000000 W
SFO1 400.1924713 MHz

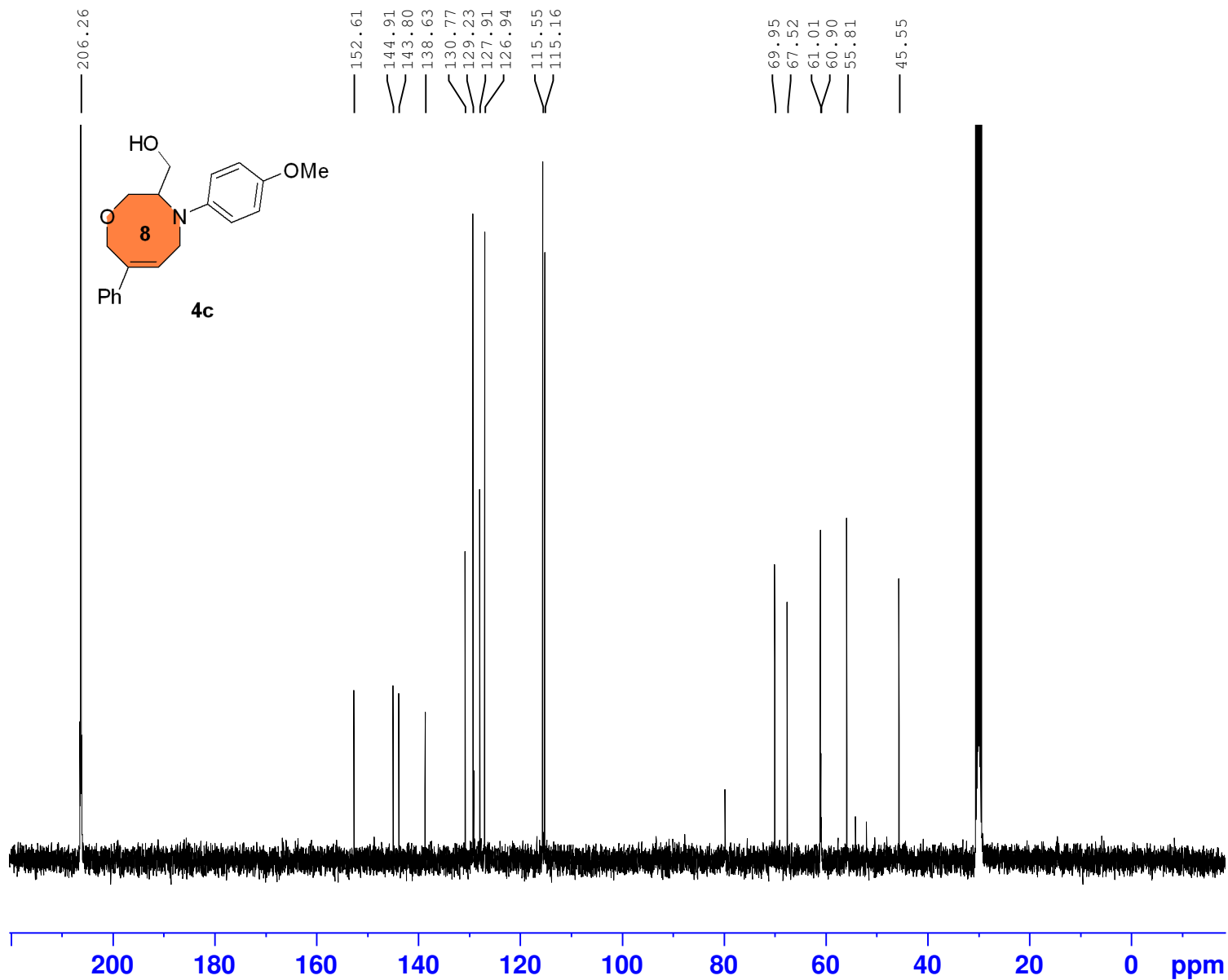
F2 - Processing parameters
SI 65536
SF 400.1900125 MHz
WDW EM
SSB 0
LB 0.30 Hz
GB 0
PC 1.00



13 12 11 10 9 8 7 6 5 4 3 2 1 0 ppm

6.04
4.07
1.00
3.05
1.03
2.03
3.00
3.02

ljx-3-8



Current Data Parameters
NAME 20230316-400M
EXPNO 32
PROCNO 1

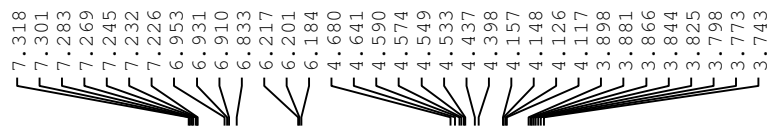
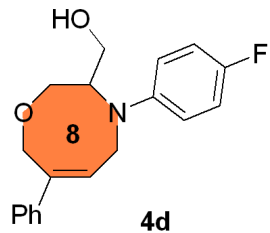
F2 - Acquisition Parameters
Date_ 20230316
Time 5.08
INSTRUM spect
PROBHD 5 mm PABBO BB-
PULPROG zgpg30
TD 65536
SOLVENT Acetone
NS 600
DS 4
SWH 24038.461 Hz
FIDRES 0.366798 Hz
AQ 1.3631488 sec
RG 193.13
DW 20.800 usec
DE 6.50 usec
TE 293.3 K
D1 2.00000000 sec
D11 0.03000000 sec
TD0 1

==== CHANNEL f1 =====
NUC1 13C
P1 12.00 usec
PLW1 53.00000000 W
SFO1 100.6379178 MHz

==== CHANNEL f2 =====
CPDPRG[2] waltz16
NUC2 1H
PCPD2 90.00 usec
PLW2 14.00000000 W
PLW12 0.37246999 W
PLW13 0.30170000 W
SFO2 400.1916008 MHz

F2 - Processing parameters
SI 32768
SF 100.6277636 MHz
WDW EM
SSB 0
LB 1.00 Hz
GB 0
PC 1.40

ljx-3-11

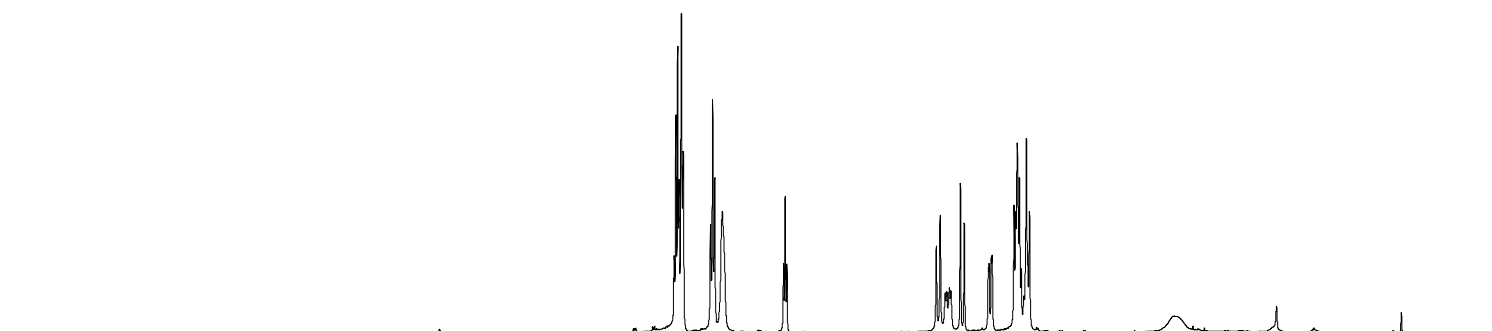


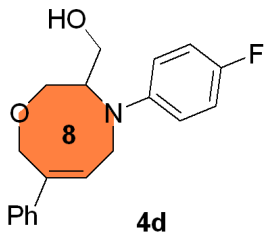
Current Data Parameters
NAME 20231021-400M
EXPNO 12
PROCNO 1

F2 - Acquisition Parameters
Date_ 20231020
Time 22.41
INSTRUM spect
PROBHD 5 mm PADUL 13C
PULPROG zg30
TD 65536
SOLVENT CDC13
NS 6
DS 2
SWH 8223.685 Hz
FIDRES 0.125483 Hz
AQ 3.9845889 sec
RG 29.75
DW 60.800 usec
DE 6.50 usec
TE 293.9 K
D1 1.00000000 sec
TD0 1

==== CHANNEL f1 =====
NUC1 1H
P1 9.90 usec
PLW1 23.00000000 W
SFO1 400.1924713 MHz

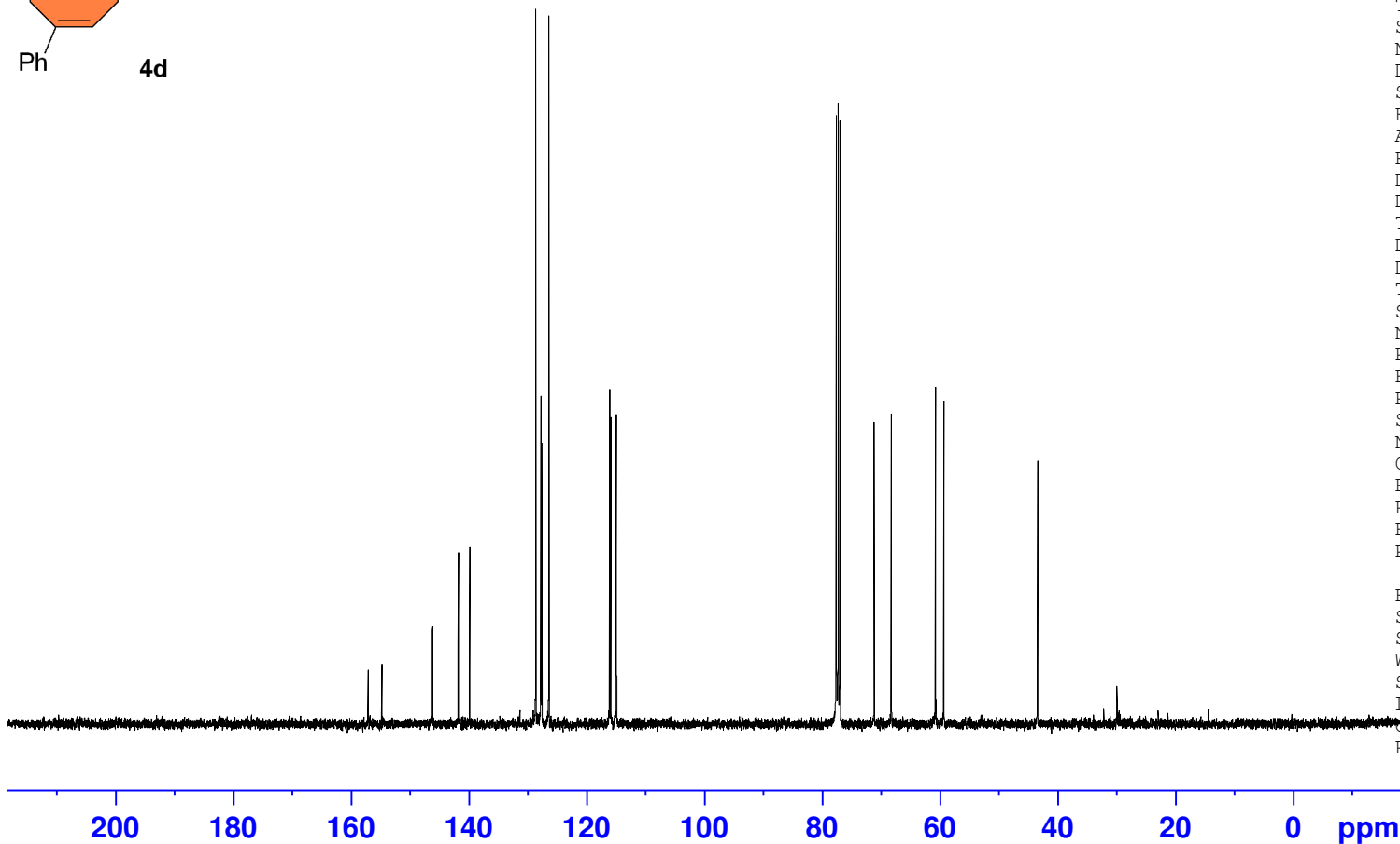
F2 - Processing parameters
SI 65536
SF 400.1900248 MHz
WDW EM
SSB 0
LB 0.30 Hz
GB 0
PC 1.00





157.04
154.69
146.10
146.09
141.72
139.78
128.54
127.65
127.52
126.31
115.99
115.77
114.89
114.82

77.47
77.16
76.84
71.06
68.13
60.64
59.22
43.28



Current Data Parameters
NAME LJX-3-11
EXPNO 2
PROCNO 1

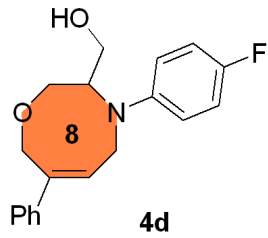
F2 - Acquisition Parameters

Date_ 20230729
Time 5.11 h
INSTRUM Avance
PROBHD z116098_0833 (
PULPROG zgpg30
TD 65536
SOLVENT CDC13
NS 500
DS 4
SWH 23809.523 Hz
FIDRES 0.726609 Hz
AQ 1.3762560 sec
RG 46.0295
DW 21.000 usec
DE 6.50 usec
TE 295.0 K
D1 2.00000000 sec
D11 0.03000000 sec
TD0 1
SFO1 100.6228298 MHz
NUC1 13C
P0 3.33 usec
P1 10.00 usec
PLW1 87.89900208 W
SFO2 400.1316005 MHz
NUC2 1H
CPDPRG[2] waltz65
PCPD2 90.00 usec
PLW2 20.73200035 W
PLW12 0.25595000 W
PLW13 0.12874000 W

F2 - Processing parameters

SI 32768
SF 100.6127606 MHz
WDW EM
SSB 0
LB 1.00 Hz
GB 0
PC 1.40

¹⁹F NMR

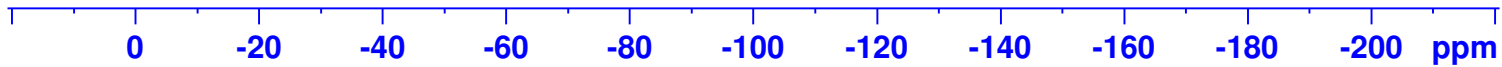


-127.60

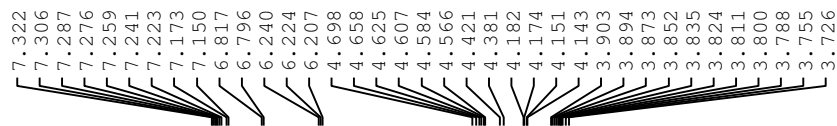
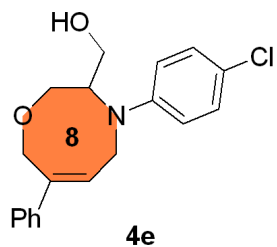
Current Data Parameters
NAME LJX-3-11
EXPNO 3
PROCNO 1

F2 - Acquisition Parameters
Date_ 20230729
Time 5.12 h
INSTRUM Avance
PROBHD z116098_0833 (
PULPROG zgig
TD 131072
SOLVENT CDCl3
NS 16
DS 4
SWH 90909.094 Hz
FIDRES 1.387163 Hz
AQ 0.7208960 sec
RG 101
DW 5.500 usec
DE 6.50 usec
TE 294.6 K
D1 1.00000000 sec
D11 0.03000000 sec
TD0 1
SFO1 376.4607164 MHz
NUC1 19F
P1 18.00 usec
PLW1 16.73100090 W
SFO2 400.1316005 MHz
NUC2 1H
CPDPRG[2] waltz16
PCPD2 90.00 usec
PLW2 20.73200035 W
PLW12 0.25595000 W

F2 - Processing parameters
SI 65536
SF 376.4983662 MHz
WDW EM
SSB 0
LB 0.30 Hz
GB 0
PC 1.00



ljx-3-10


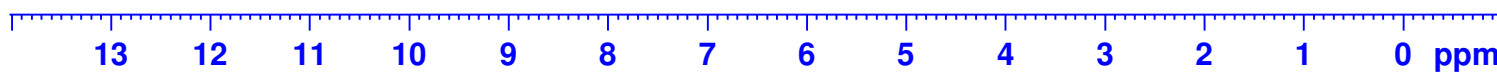
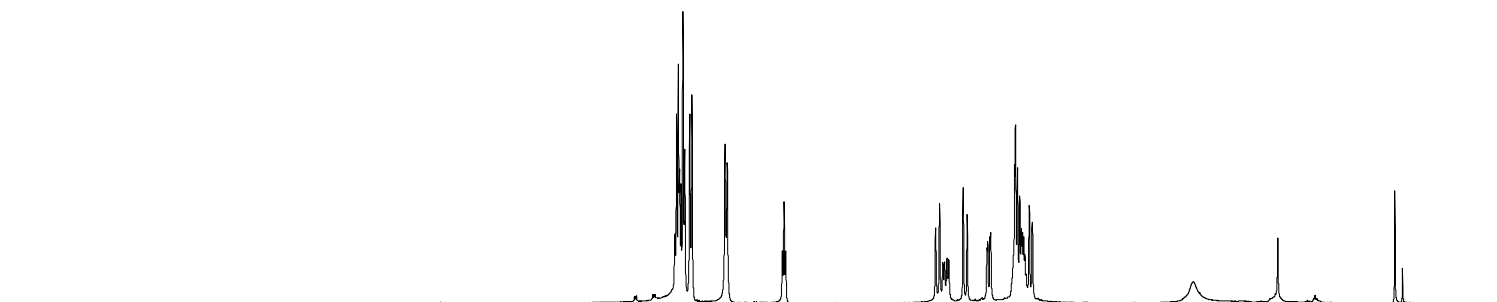


Current Data Parameters
NAME 20231021-400M
EXPNO 7
PROCNO 1

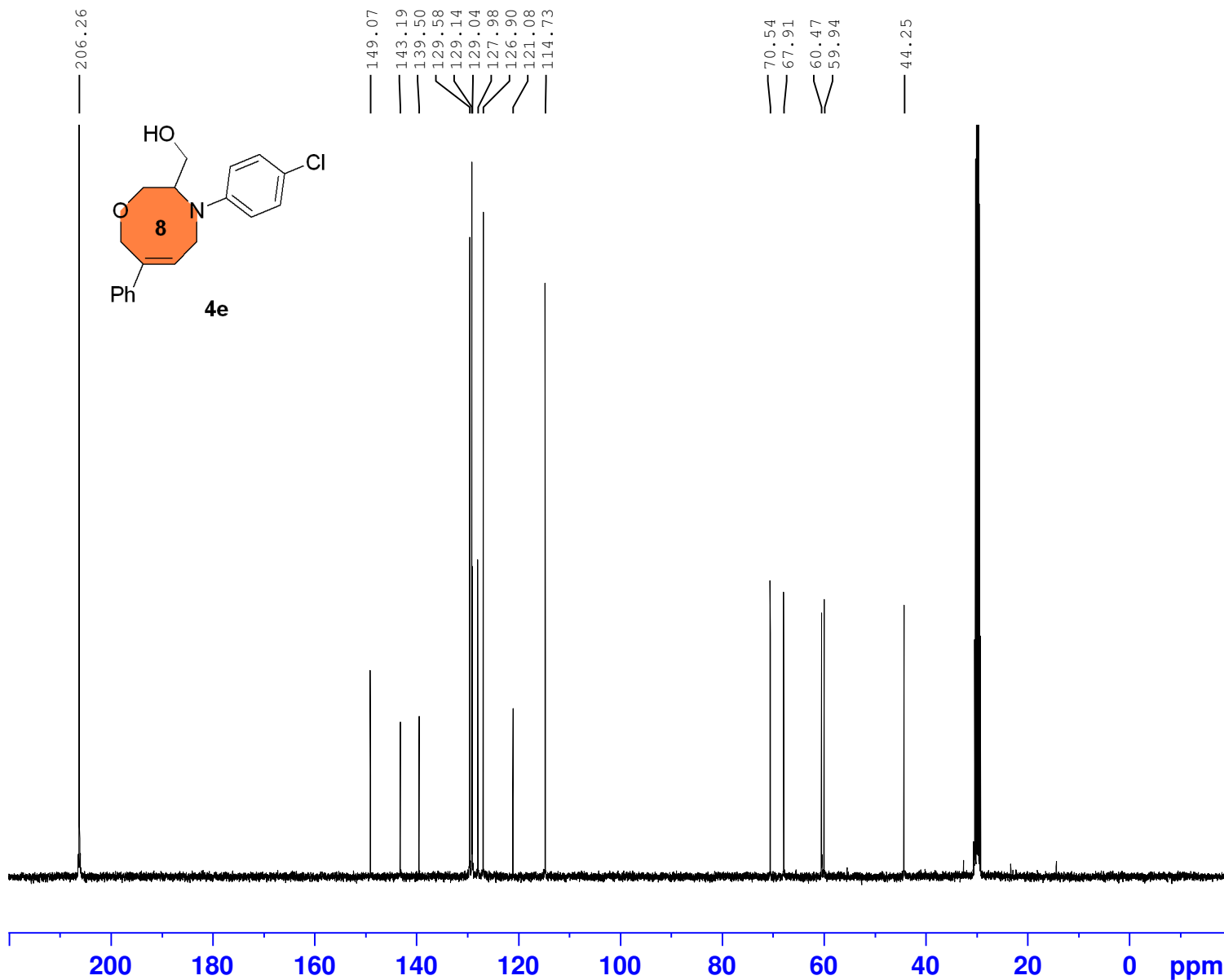
F2 - Acquisition Parameters
Date_ 20231020
Time 22.18
INSTRUM spect
PROBHD 5 mm PADUL 13C
PULPROG zg30
TD 65536
SOLVENT CDC13
NS 6
DS 2
SWH 8223.685 Hz
FIDRES 0.125483 Hz
AQ 3.9845889 sec
RG 61.19
DW 60.800 usec
DE 6.50 usec
TE 293.9 K
D1 1.00000000 sec
TD0 1

==== CHANNEL f1 =====
NUC1 1H
P1 9.90 usec
PLW1 23.00000000 W
SFO1 400.1924713 MHz

F2 - Processing parameters
SI 65536
SF 400.1900215 MHz
WDW EM
SSB 0
LB 0.30 Hz
GB 0
PC 1.00



ljx-3-10



Current Data Parameters
NAME 3-10
EXPNO 17
PROCNO 1

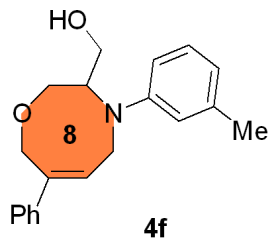
F2 - Acquisition Parameters
Date_ 20230310
Time 0.36
INSTRUM spect
PROBHD 5 mm PABBO BB-
PULPROG zgpg30
TD 65536
SOLVENT Acetone
NS 300
DS 4
SWH 24038.461 Hz
FIDRES 0.366798 Hz
AQ 1.3631488 sec
RG 193.13
DW 20.800 usec
DE 6.50 usec
TE 295.0 K
D1 2.00000000 sec
D11 0.03000000 sec
TD0 1

==== CHANNEL f1 =====
NUC1 13C
P1 12.00 usec
PLW1 53.00000000 W
SFO1 100.6379178 MHz

==== CHANNEL f2 =====
CPDPRG[2] waltz16
NUC2 1H
PCPD2 90.00 usec
PLW2 14.00000000 W
PLW12 0.37246999 W
PLW13 0.30170000 W
SFO2 400.1916008 MHz

F2 - Processing parameters
SI 32768
SF 100.6277765 MHz
WDW EM
SSB 0
LB 1.00 Hz
GB 0
PC 1.40

ljx-3-17



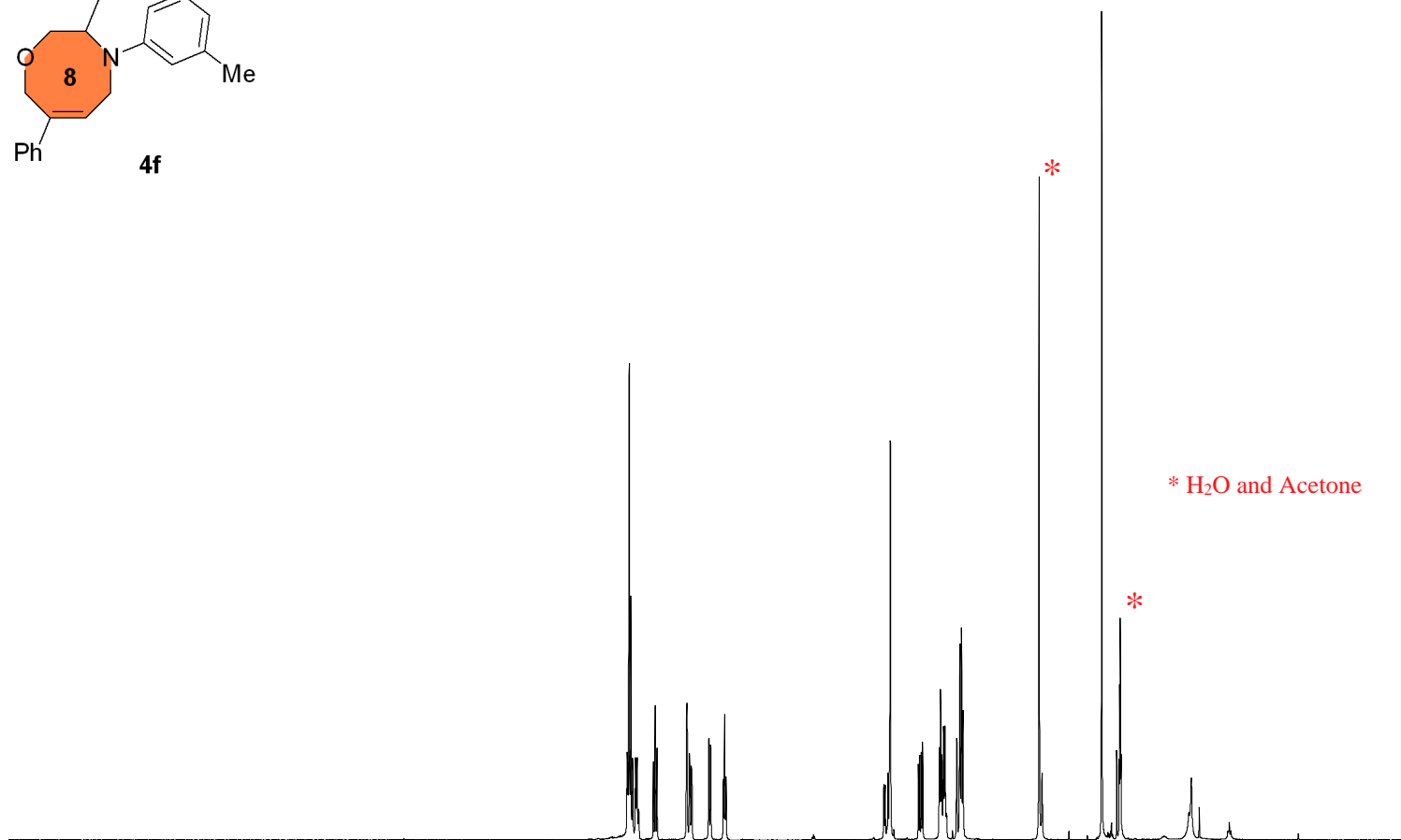
7.354
7.349
7.344
7.333
7.329
7.311
7.307
7.296
7.264
7.260
7.254
7.250
7.243
7.236
7.226
7.209
7.069
7.049
7.030
6.708
6.681
6.675
6.660
6.654
6.472
6.453
6.316
6.302
6.288
4.590
4.576
4.546
4.521
4.219
4.204
4.188
4.173
3.994
3.981
3.967
3.948
3.934
3.809
3.803
3.778
3.771
3.756
3.739
3.247
2.060
2.055
2.049
2.044
2.038

Current Data Parameters
NAME 3-17
EXPNO 24
PROCNO 1

F2 - Acquisition Parameters
Date_ 20230322
Time 2.43
INSTRUM spect
PROBHD 5 mm PABBO BB-
PULPROG zg30
TD 65536
SOLVENT Acetone
NS 8
DS 2
SWH 8223.685 Hz
FIDRES 0.125483 Hz
AQ 3.9845889 sec
RG 90.23
DW 60.800 usec
DE 6.50 usec
TE 291.6 K
D1 1.00000000 sec
TD0 1

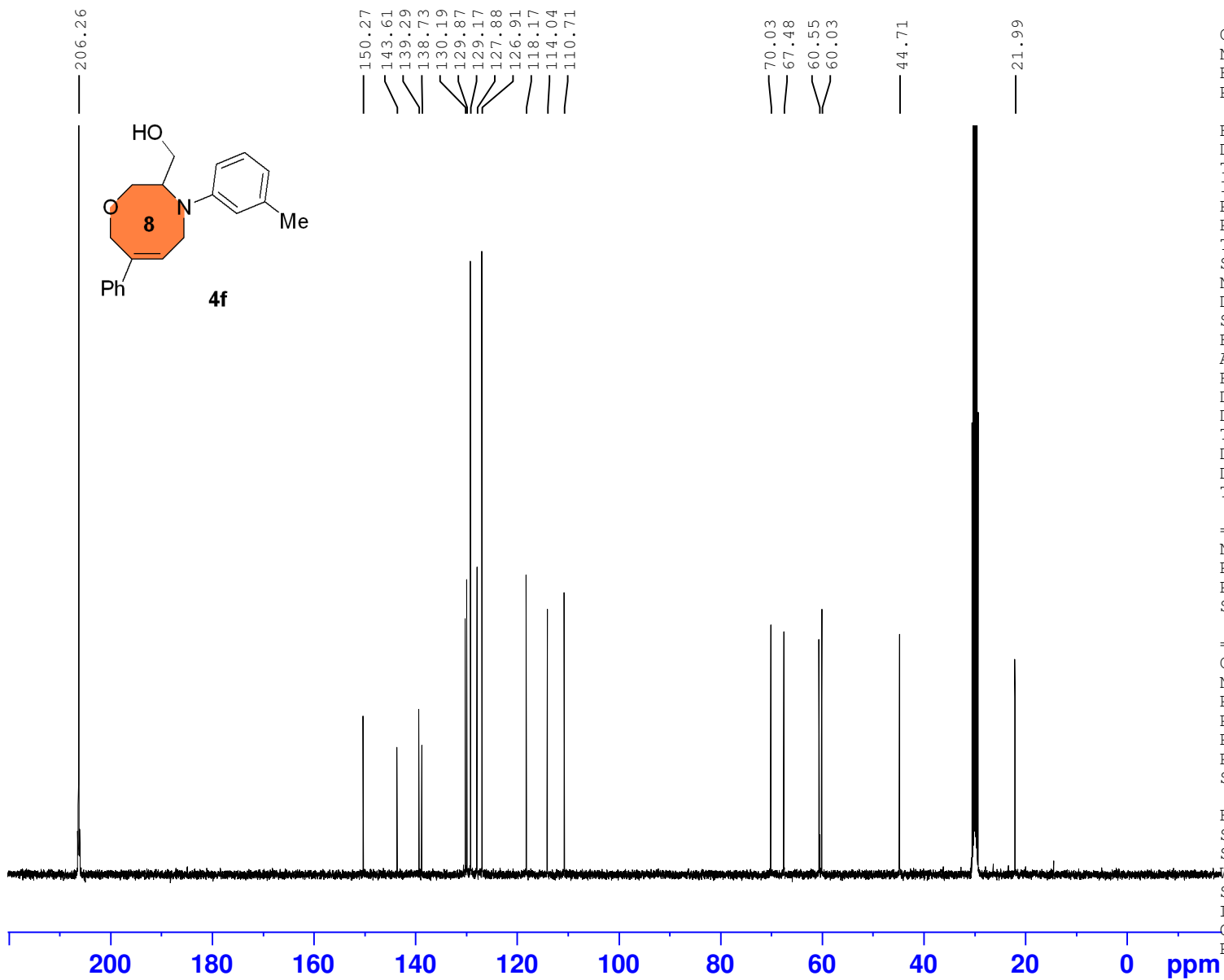
==== CHANNEL f1 =====
NUC1 1H
P1 14.68 usec
PLW1 14.00000000 W
SFO1 400.1924713 MHz

F2 - Processing parameters
SI 65536
SF 400.1900127 MHz
WDW EM
SSB 0
LB 0.30 Hz
GB 0
PC 1.00



5.06
0.99
0.99
0.99
0.98
1.00
2.98
1.01
2.15
3.04
3.00

ljx-3-17



Current Data Parameters
NAME 3-17
EXPNO 25
PROCNO 1

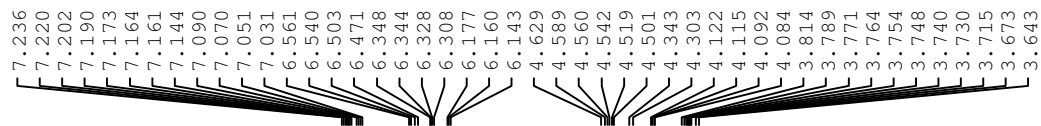
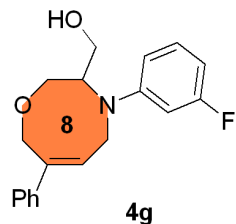
F2 - Acquisition Parameters
Date_ 20230322
Time 3.30
INSTRUM spect
PROBHD 5 mm PABBO BB-
PULPROG zgpg30
TD 65536
SOLVENT Acetone
NS 800
DS 4
SWH 24038.461 Hz
FIDRES 0.366798 Hz
AQ 1.3631488 sec
RG 193.13
DW 20.800 usec
DE 6.50 usec
TE 292.1 K
D1 2.00000000 sec
D11 0.03000000 sec
TD0 1

==== CHANNEL f1 =====
NUC1 13C
P1 12.00 usec
PLW1 53.00000000 W
SFO1 100.6379178 MHz

==== CHANNEL f2 =====
CPDPRG[2] waltz16
NUC2 1H
PCPD2 90.00 usec
PLW2 14.00000000 W
PLW12 0.37246999 W
PLW13 0.30170000 W
SFO2 400.1916008 MHz

F2 - Processing parameters
SI 32768
SF 100.6277712 MHz
WDW EM
SSB 0
LB 1.00 Hz
GB 0
PC 1.40

ljx-5-14

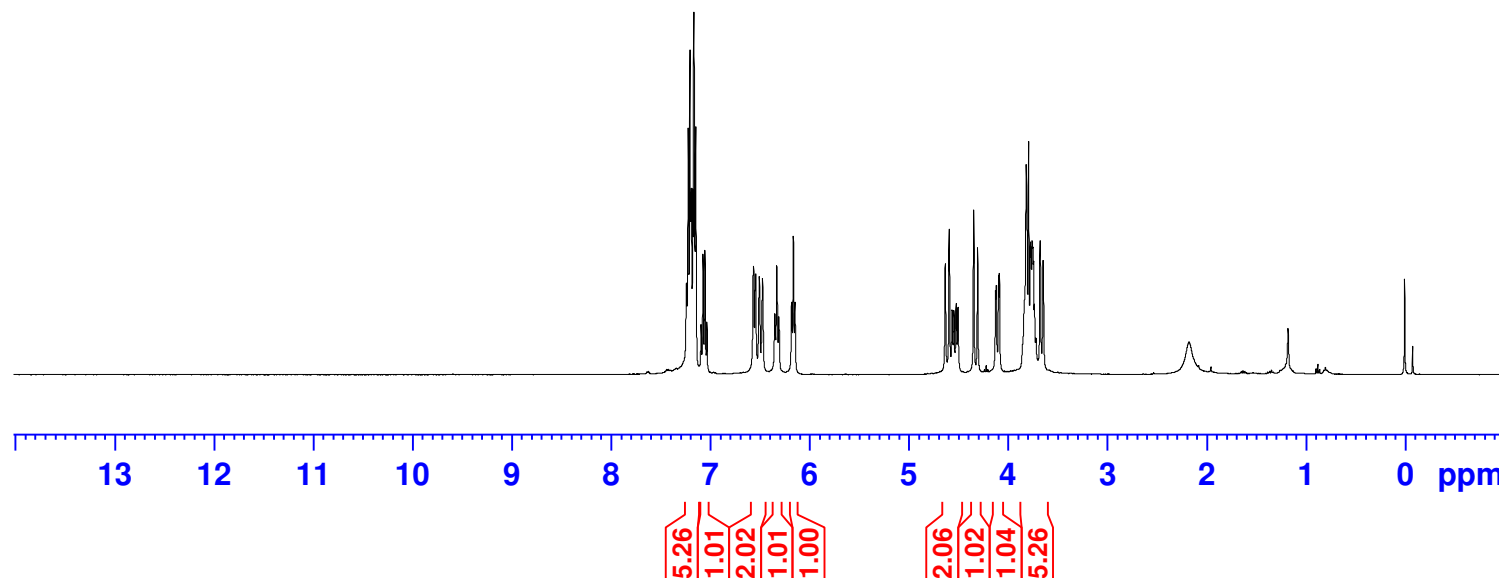


Current Data Parameters
NAME 20231021-400M
EXPNO 11
PROCNO 1

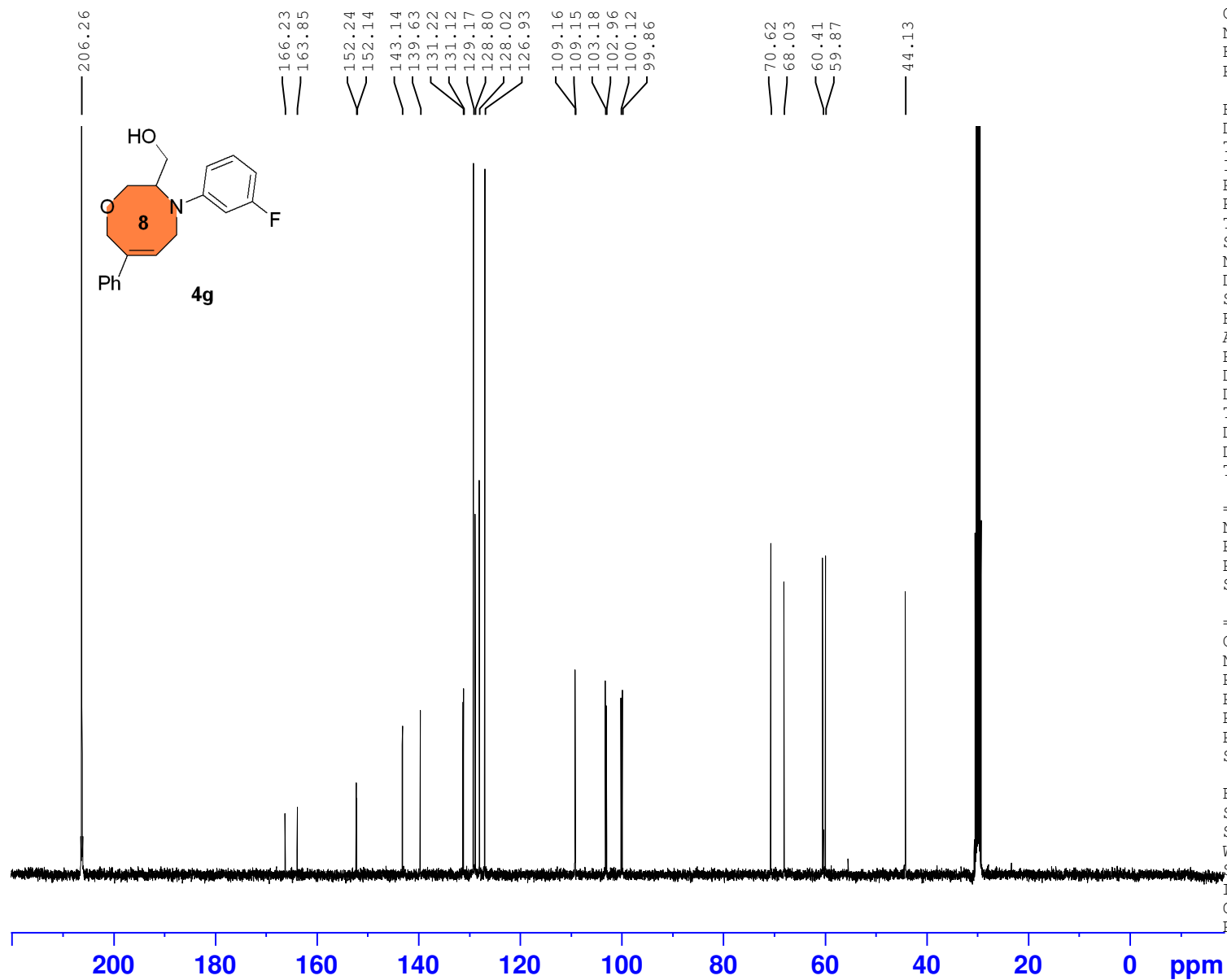
F2 - Acquisition Parameters
Date_ 20231020
Time 22.37
INSTRUM spect
PROBHD 5 mm PADUL 13C
PULPROG zg30
TD 65536
SOLVENT CDC13
NS 6
DS 2
SWH 8223.685 Hz
FIDRES 0.125483 Hz
AQ 3.9845889 sec
RG 29.75
DW 60.800 usec
DE 6.50 usec
TE 293.9 K
D1 1.00000000 sec
TD0 1

==== CHANNEL f1 =====
NUC1 1H
P1 9.90 usec
PLW1 23.00000000 W
SFO1 400.1924713 MHz

F2 - Processing parameters
SI 65536
SF 400.1900598 MHz
WDW EM
SSB 0
LB 0.30 Hz
GB 0
PC 1.00



ljx-3-31



Current Data Parameters
NAME 2023-3-30-400
EXPNO 167
PROCNO 1

F2 - Acquisition Parameters
Date_ 20230330
Time 3.27
INSTRUM spect
PROBHD 5 mm PABBO BB-
PULPROG zgpg30
TD 65536
SOLVENT Acetone
NS 400
DS 4
SWH 24038.461 Hz
FIDRES 0.366798 Hz
AQ 1.3631488 sec
RG 193.13
DW 20.800 usec
DE 6.50 usec
TE 291.7 K
D1 2.00000000 sec
D11 0.03000000 sec
TD0 1

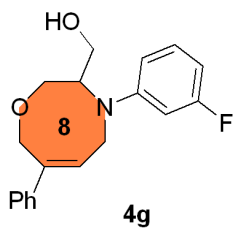
==== CHANNEL f1 =====
NUC1 13C
P1 12.00 usec
PLW1 53.00000000 W
SFO1 100.6379178 MHz

==== CHANNEL f2 =====
CPDPRG[2] waltz16
NUC2 1H
PCPD2 90.00 usec
PLW2 14.00000000 W
PLW12 0.37246999 W
PLW13 0.30170000 W
SFO2 400.1916008 MHz

F2 - Processing parameters
SI 32768
SF 100.6277746 MHz
WDW EM
SSB 0
LB 1.00 Hz
GB 0
PC 1.40

¹⁹F NMR

LJX-5-14



-113.92



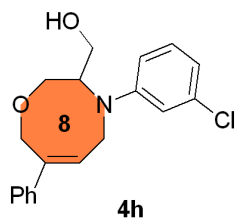
Current Data Parameters
NAME 0927HH
EXPNO 5
PROCNO 1

F2 - Acquisition Parameters
Date_ 20230927
Time 16.29 h
INSTRUM Avance
PROBHD z116098_0833 (
PULPROG zgig
TD 131072
SOLVENT Acetone
NS 16
DS 4
SWH 90909.094 Hz
FIDRES 1.387163 Hz
AQ 0.7208960 sec
RG 101
DW 5.500 usec
DE 6.50 usec
TE 294.4 K
D1 1.00000000 sec
D11 0.03000000 sec
TD0 1
SFO1 376.4607164 MHz
NUC1 19F
P1 18.00 usec
PLW1 16.73100090 W
SFO2 400.1316005 MHz
NUC2 1H
CPDPRG[2] waltz16
PCPD2 90.00 usec
PLW2 20.73200035 W
PLW12 0.25595000 W

F2 - Processing parameters
SI 65536
SF 376.4983662 MHz
WDW EM
SSB 0
LB 0.30 Hz
GB 0
PC 1.00

0 -20 -40 -60 -80 -100 -120 -140 -160 -180 -200 ppm

ljx-5-15



7.346
7.340
7.325
7.319
7.310
7.304
7.295
7.290
7.284
7.278
7.270
7.264
7.257
7.249
7.245
7.240
7.235
7.228
7.172
7.151
7.131
6.897
6.891
6.886
6.846
6.840
6.825
6.819
6.635
6.632
6.616
6.613
6.325
6.309
6.294
4.665
4.650
4.621
4.616
4.608
4.577
4.493
4.455
4.242
4.230
4.211
4.198
4.117
3.962
3.955
3.948
3.938
3.920
3.905
3.809
3.789
3.783
3.758
3.751
2.061

Current Data Parameters
NAME 2023-9-27-400
EXPNO 8
PROCNO 1

F2 - Acquisition Parameters
Date_ 20230926
Time 23.25
INSTRUM spect
PROBHD 5 mm PADUL 13C
PULPROG zg30
TD 65536
SOLVENT Acetone
NS 8
DS 2
SWH 8223.685 Hz
FIDRES 0.125483 Hz
AQ 3.9845889 sec
RG 29.75
DW 60.800 usec
DE 6.50 usec
TE 291.8 K
D1 1.00000000 sec
TD0 1

==== CHANNEL f1 =====
NUC1 1H
P1 9.90 usec
PLW1 23.00000000 W
SFO1 400.1924713 MHz

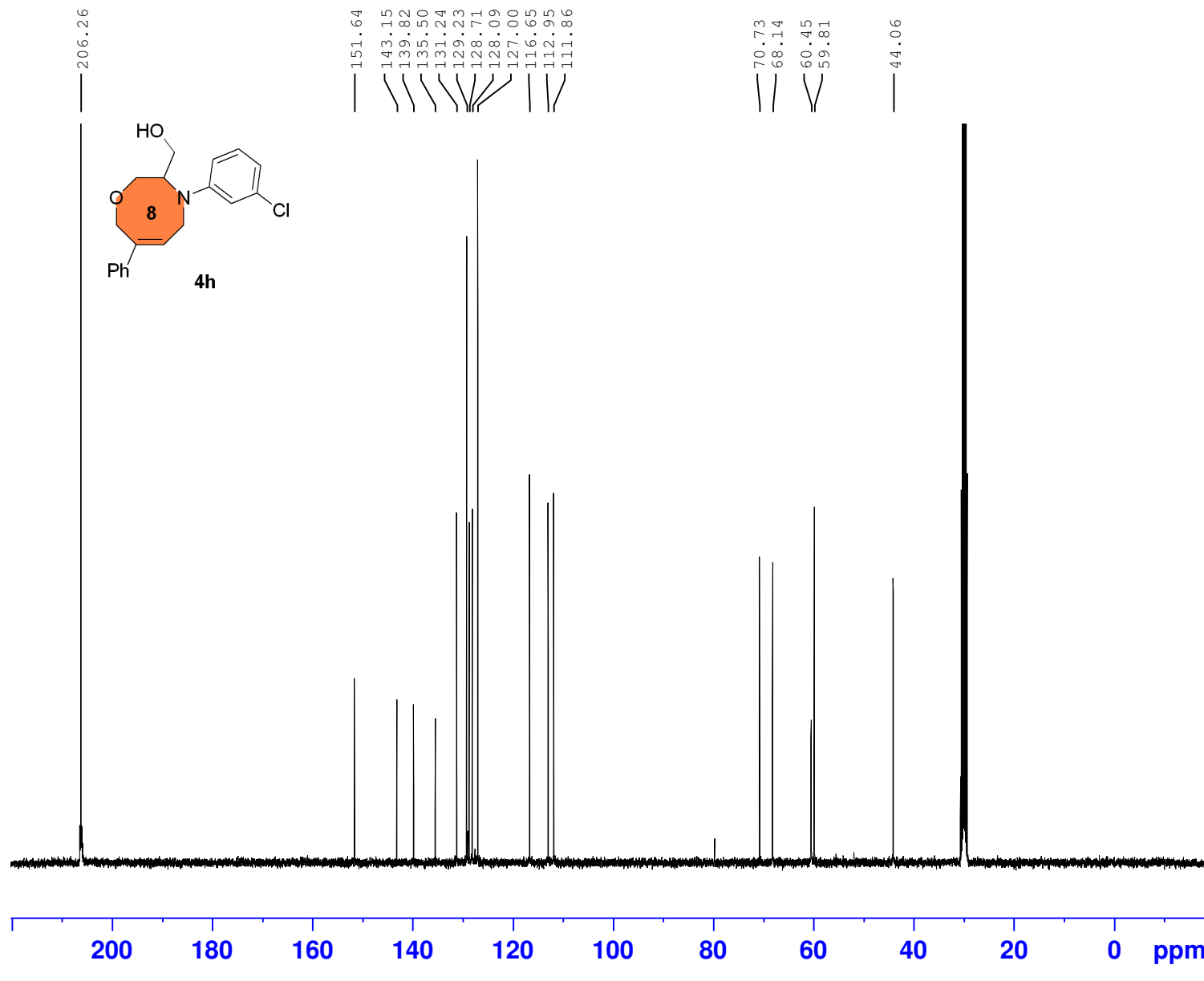
F2 - Processing parameters
SI 65536
SF 400.1900111 MHz
WDW EM
SSB 0
LB 0.30 Hz
GB 0
PC 1.00

* H₂O and Acetone



5.06
1.00
1.00
1.01
0.98
1.00
2.04
1.00
1.03
0.79
2.12
3.04

ljx-2-99



Current Data Parameters
NAME 20230316-400M
EXPNO 30
PROCNO 1

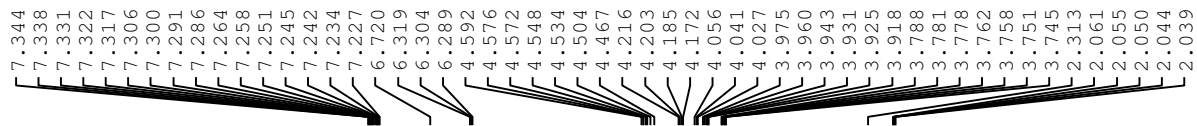
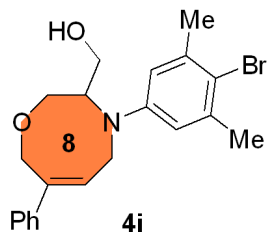
F2 - Acquisition Parameters
Date_ 20230316
Time 4.30
INSTRUM spect
PROBHD 5 mm PABBO BB-
PULPROG zgpg30
TD 65536
SOLVENT Acetone
NS 600
DS 4
SWH 24038.461 Hz
FIDRES 0.366798 Hz
AQ 1.3631488 sec
RG 193.13
DW 20.800 usec
DE 6.50 usec
TE 293.9 K
D1 2.00000000 sec
D11 0.03000000 sec
TD0 1

==== CHANNEL f1 =====
NUC1 13C
P1 12.00 usec
PLW1 53.00000000 W
SFO1 100.6379178 MHz

==== CHANNEL f2 =====
CPDPRG[2] waltz16
NUC2 1H
PCPD2 90.00 usec
PLW2 14.00000000 W
PLW12 0.37246999 W
PLW13 0.30170000 W
SFO2 400.1916008 MHz

F2 - Processing parameters
SI 32768
SF 100.6277693 MHz
WDW EM
SSB 0
LB 1.00 Hz
GB 0
PC 1.40

ljx-4-12

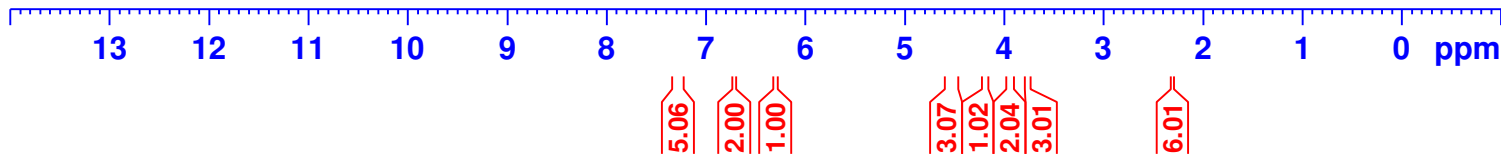
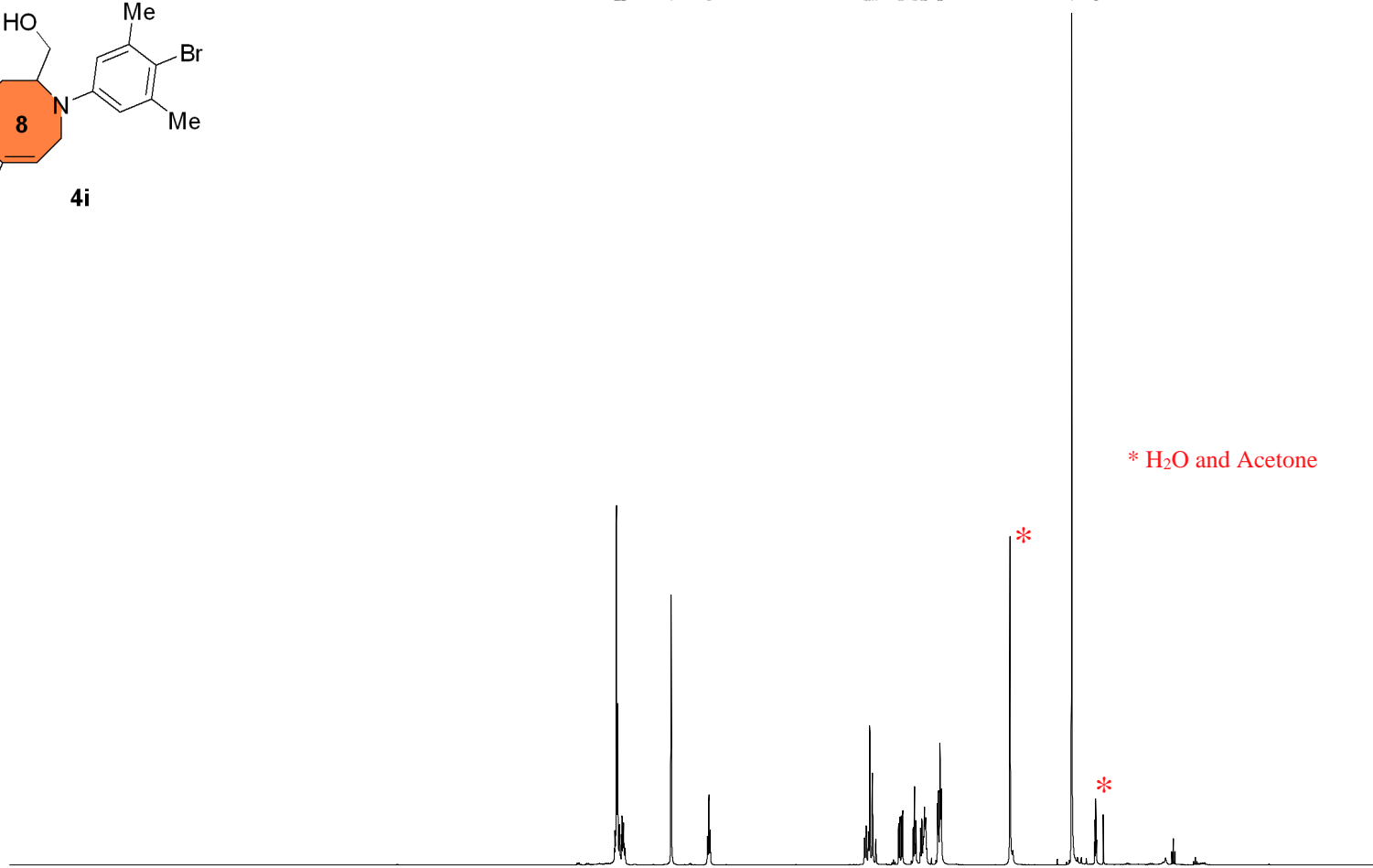


Current Data Parameters
NAME 20230614-400M
EXPNO 49
PROCNO 1

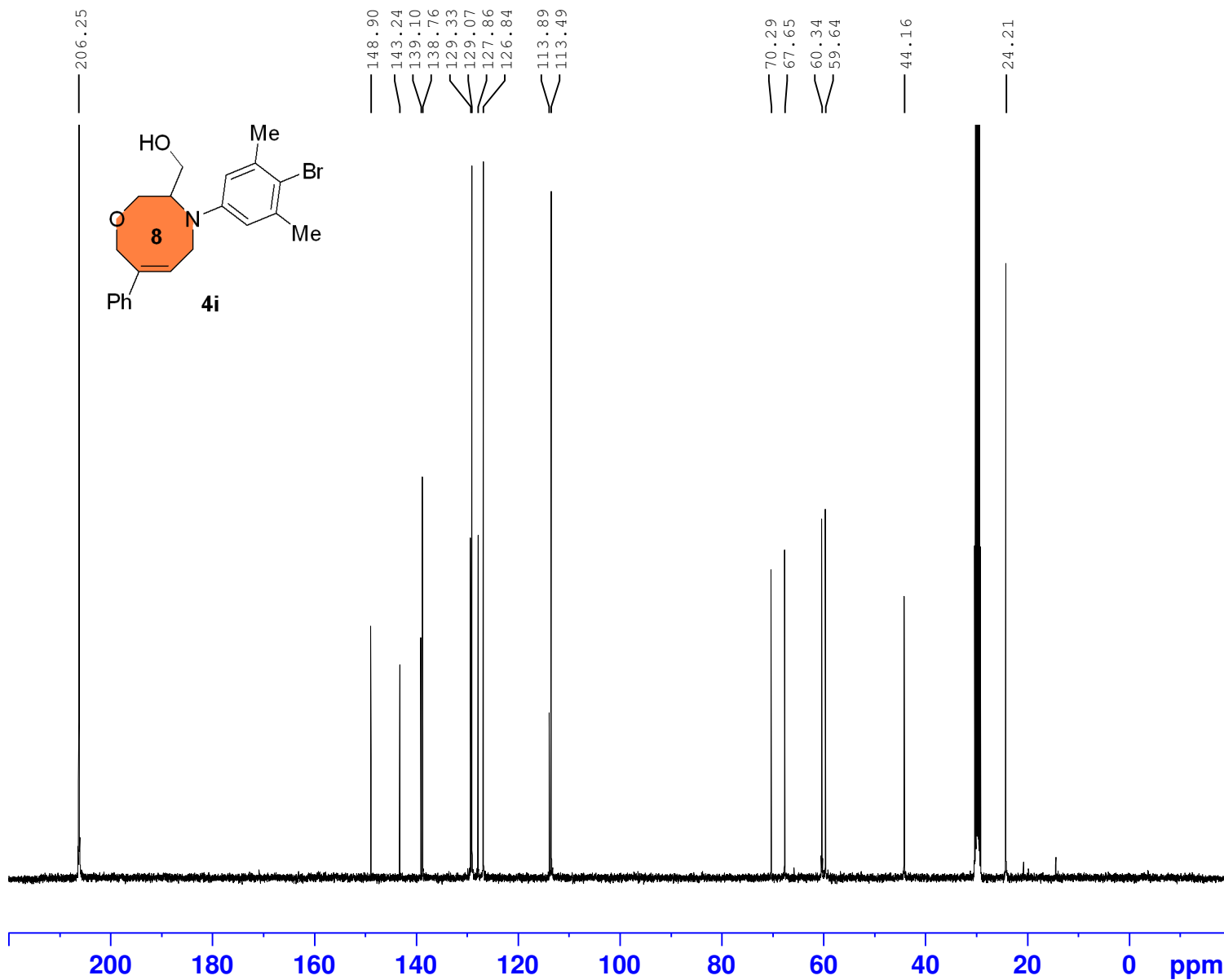
F2 - Acquisition Parameters
Date_ 20230614
Time 7.32
INSTRUM spect
PROBHD 5 mm PADUL 13C
PULPROG zg30
TD 65536
SOLVENT Acetone
NS 6
DS 2
SWH 8223.685 Hz
FIDRES 0.125483 Hz
AQ 3.9845889 sec
RG 29.75
DW 60.800 usec
DE 6.50 usec
TE 292.6 K
D1 1.00000000 sec
TD0 1

==== CHANNEL f1 =====
NUC1 1H
P1 9.90 usec
PLW1 23.00000000 W
SFO1 400.1924713 MHz

F2 - Processing parameters
SI 65536
SF 400.1900111 MHz
WDW EM
SSB 0
LB 0.30 Hz
GB 0
PC 1.00



ljx-4-12



Current Data Parameters
NAME 20230614-400M
EXPNO 50
PROCNO 1

F2 - Acquisition Parameters
Date_ 20230614
Time 8.02
INSTRUM spect
PROBHD 5 mm PADUL 13C
PULPROG zgpg30
TD 65536
SOLVENT Acetone
NS 500
DS 4
SWH 24038.461 Hz
FIDRES 0.366798 Hz
AQ 1.3631488 sec
RG 35.06
DW 20.800 usec
DE 6.50 usec
TE 293.1 K
D1 2.00000000 sec
D11 0.03000000 sec
TD0 1

==== CHANNEL f1 =====
NUC1 13C
P1 9.80 usec
PLW1 47.40000153 W
SFO1 100.6379178 MHz

==== CHANNEL f2 =====
CPDPRG[2] waltz16
NUC2 1H
PCPD2 90.00 usec
PLW2 23.00000000 W
PLW12 0.30712000 W
PLW13 0.24877000 W
SFO2 400.1916008 MHz

F2 - Processing parameters
SI 32768
SF 100.6277834 MHz
WDW EM
SSB 0
LB 1.00 Hz
GB 0
PC 1.40

ljx-4-85



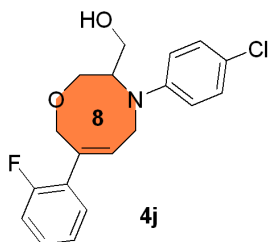
Current Data Parameters
NAME 20231026-400m
EXPNO 4
PROCNO 1

F2 - Acquisition Parameters
Date_ 20231025
Time 22.05
INSTRUM spect
PROBHD 5 mm PADUL 13C
PULPROG zg30
TD 65536
SOLVENT Acetone
NS 8
DS 2
SWH 8223.685 Hz
FIDRES 0.125483 Hz
AQ 3.9845889 sec
RG 53.3
DW 60.800 usec
DE 6.50 usec
TE 293.8 K
D1 1.00000000 sec
TD0 1

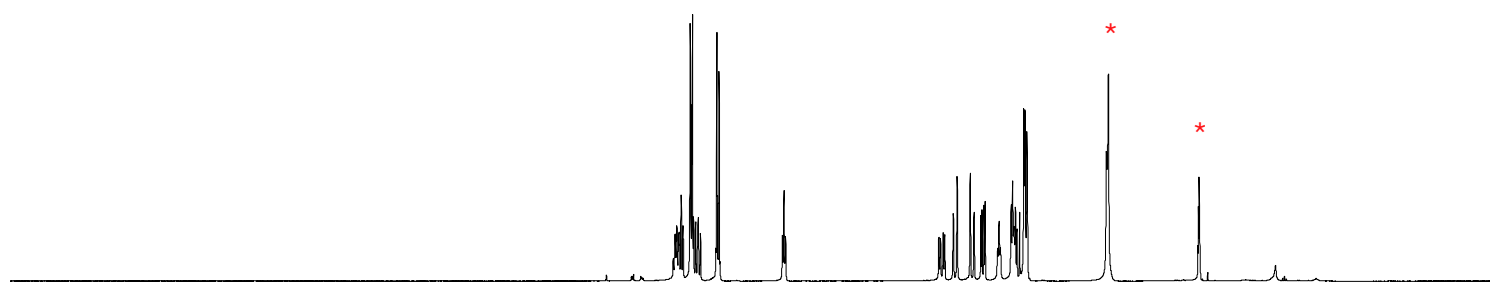
==== CHANNEL f1 =====
NUC1 1H
P1 9.90 usec
PLW1 23.00000000 W
SFO1 400.1924713 MHz

F2 - Processing parameters
SI 65536
SF 400.1900112 MHz
WDW EM
SSB 0
LB 0.30 Hz
GB 0
PC 1.00

7.337
7.333
7.318
7.315
7.299
7.294
7.286
7.279
7.274
7.259
7.255
7.239
7.235
7.164
7.159
7.148
7.142
7.132
7.111
7.089
7.085
7.064
6.907
6.898
6.893
6.880
6.875
6.866
6.238
6.222
6.207
4.666
4.650
4.623
4.607
4.521
4.482
4.351
4.312
4.243
4.232
4.213
4.201
4.074
4.060
4.046
3.939
3.924
3.911
3.896
3.881
3.854
3.812
3.805
3.799
3.781
3.775
2.060

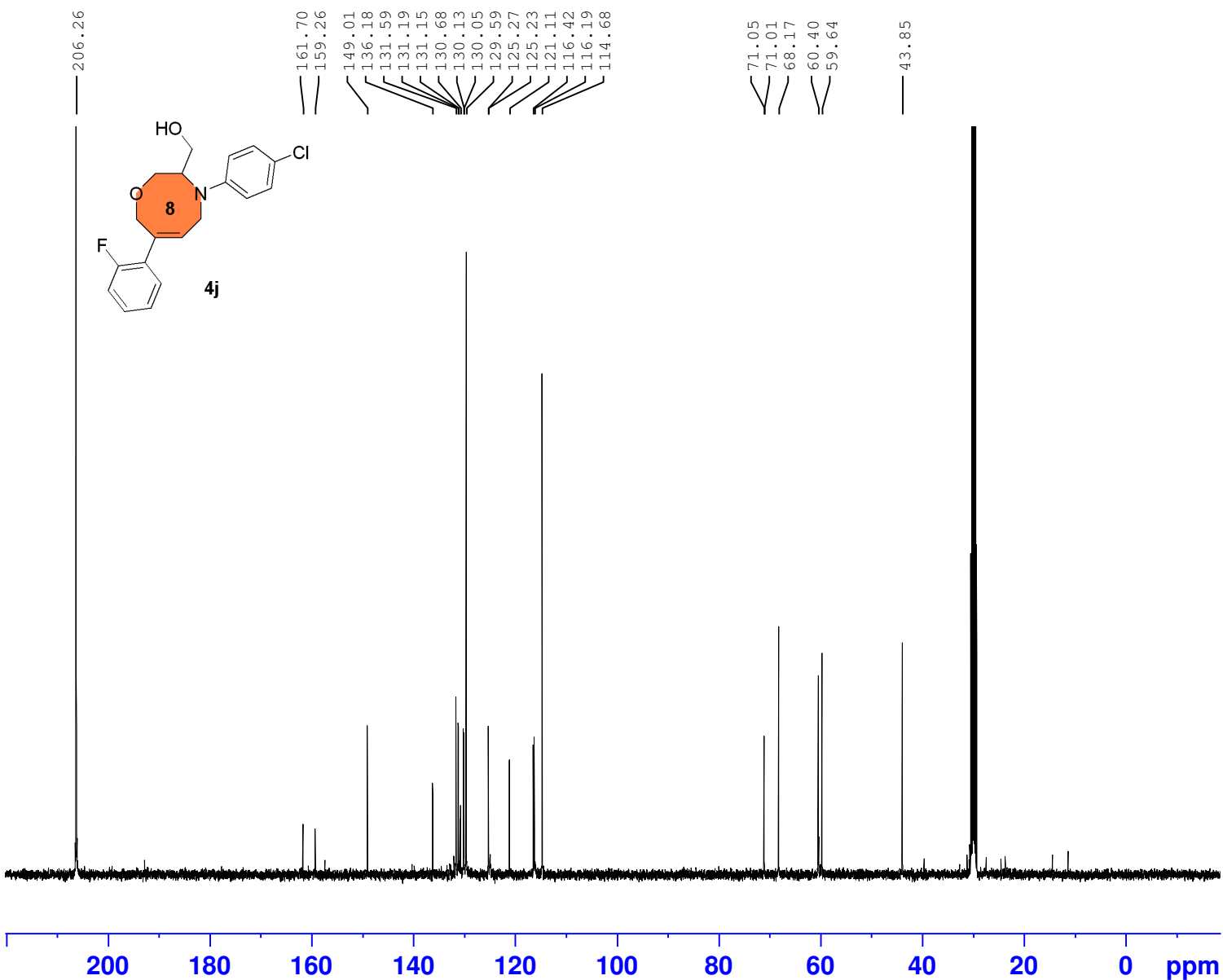


* H₂O and Acetone



2.08
4.04
2.03
1.00
1.05
1.05
1.06
1.05
0.91
5.29

ljx-3-85



Current Data Parameters
NAME 2023-5-27-400
EXPNO 25
PROCNO 1

F2 - Acquisition Parameters
Date_ 20230527
Time 1.16
INSTRUM spect
PROBHD 5 mm PABBO BB-
PULPROG zgpg30
TD 65536
SOLVENT Acetone
NS 400
DS 4
SWH 24038.461 Hz
FIDRES 0.366798 Hz
AQ 1.3631488 sec
RG 193.13
DW 20.800 usec
DE 6.50 usec
TE 293.2 K
D1 2.00000000 sec
D11 0.03000000 sec
TD0 1

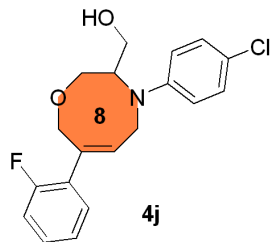
==== CHANNEL f1 =====
NUC1 13C
P1 12.00 usec
PLW1 53.00000000 W
SFO1 100.6379178 MHz

==== CHANNEL f2 =====
CPDPRG[2] waltz16
NUC2 1H
PCPD2 90.00 usec
PLW2 14.00000000 W
PLW12 0.37246999 W
PLW13 0.30170000 W
SFO2 400.1916008 MHz

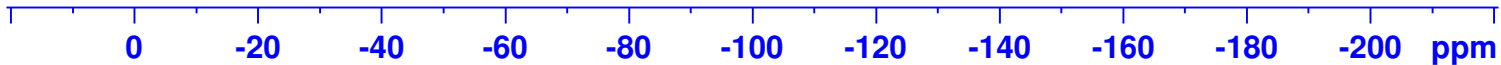
F2 - Processing parameters
SI 32768
SF 100.6277744 MHz
WDW EM
SSB 0
LB 1.00 Hz
GB 0
PC 1.40

¹⁹F NMR

LJX-3-85



-115.37

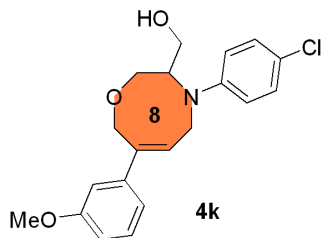


Current Data Parameters
NAME 0927HH
EXPNO 1
PROCNO 1

F2 - Acquisition Parameters
Date_ 20230927
Time 15.48 h
INSTRUM Avance
PROBHD z116098_0833 (
PULPROG zgig
TD 131072
SOLVENT CDCl3
NS 16
DS 4
SWH 90909.094 Hz
FIDRES 1.387163 Hz
AQ 0.7208960 sec
RG 101
DW 5.500 usec
DE 6.50 usec
TE 294.5 K
D1 1.00000000 sec
D11 0.03000000 sec
TD0 1
SFO1 376.4607164 MHz
NUC1 19F
P1 18.00 usec
PLW1 16.73100090 W
SFO2 400.1316005 MHz
NUC2 1H
CPDPRG[2] waltz16
PCPD2 90.00 usec
PLW2 20.73200035 W
PLW12 0.25595000 W

F2 - Processing parameters
SI 65536
SF 376.4983662 MHz
WDW EM
SSB 0
LB 0.30 Hz
GB 0
PC 1.00

LJX-3-75



7.246
7.226
7.206
7.172
7.163
7.157
7.145
7.140
7.131
6.905
6.903
6.893
6.886
6.884
6.877
6.870
6.861
6.843
6.837
6.822
6.816
6.333
6.318
6.303
4.635
4.621
4.591
4.577
4.539
4.475
4.437
4.214
4.201
4.183
4.169
3.942
3.927
3.900
3.885
3.778
3.758
3.747
3.741
2.061
2.055
2.050
2.044
2.039

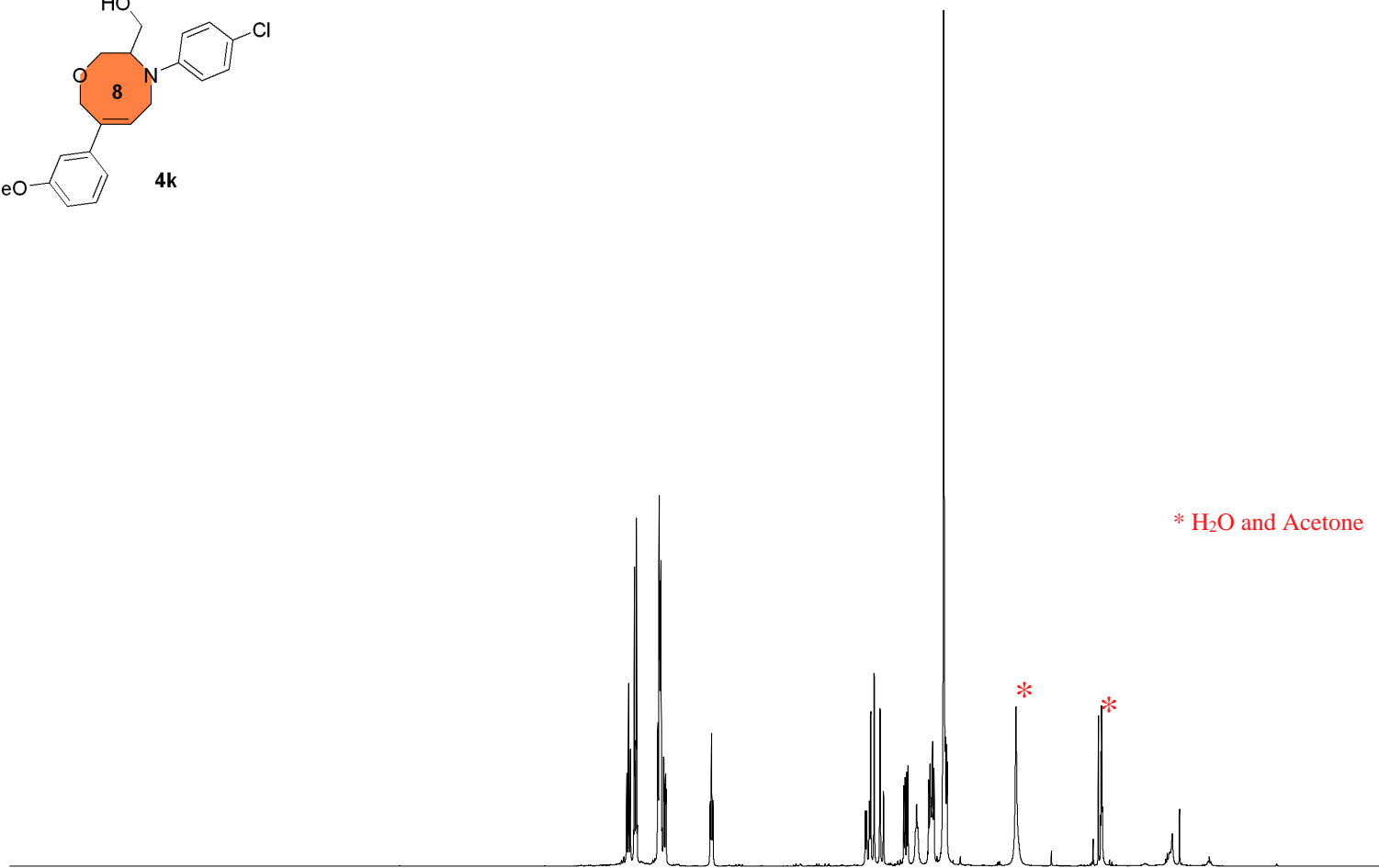
Current Data Parameters
NAME 2023-5-20-400
EXPNO 27
PROCNO 1

F2 - Acquisition Parameters
Date_ 20230520
Time 0.37
INSTRUM spect
PROBHD 5 mm PABBO BB-
PULPROG zg30
TD 65536
SOLVENT Acetone
NS 10
DS 2
SWH 8223.685 Hz
FIDRES 0.125483 Hz
AQ 3.9845889 sec
RG 61.19
DW 60.800 usec
DE 6.50 usec
TE 288.2 K
D1 1.00000000 sec
TD0 1

==== CHANNEL f1 =====
NUC1 1H
P1 14.68 usec
PLW1 14.00000000 W
SFO1 400.1924713 MHz

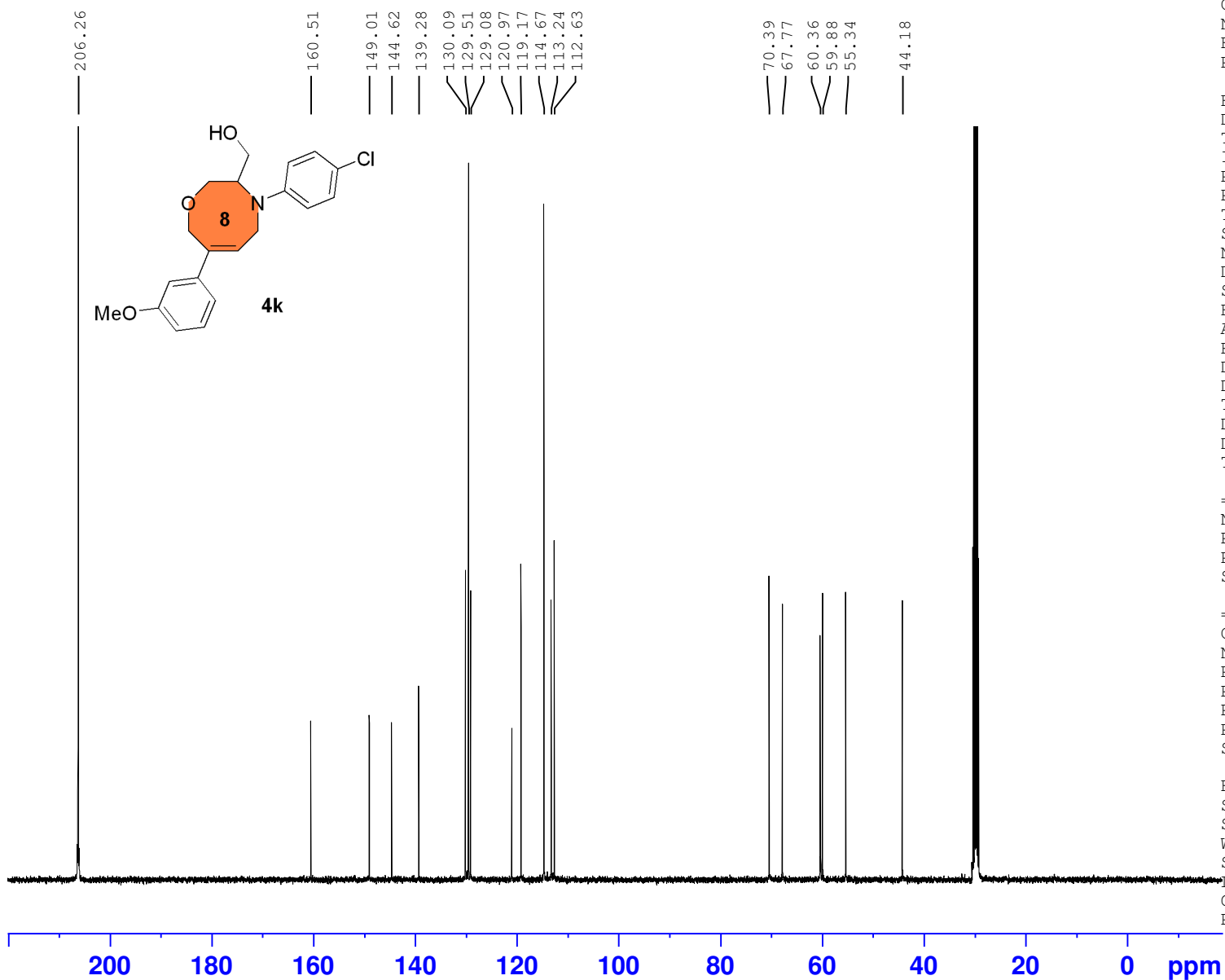
F2 - Processing parameters
SI 65536
SF 400.1900121 MHz
WDW EM
SSB 0
LB 0.30 Hz
GB 0
PC 1.00

* H₂O and Acetone



13 12 11 10 9 8 7 6 5 4 3 2 1 0 ppm

1.05
2.02
4.04
1.01
1.00
1.00
2.07
1.04
2.09
6.02



Current Data Parameters
 NAME 2023-5-20-400
 EXPNO 28
 PROCNO 1

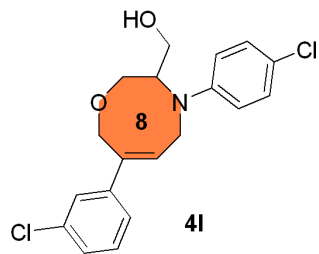
F2 - Acquisition Parameters
 Date_ 20230520
 Time 1.35
 INSTRUM spect
 PROBHD 5 mm PABBO BB-
 PULPROG zgpg30
 TD 65536
 SOLVENT Acetone
 NS 1000
 DS 4
 SWH 24038.461 Hz
 FIDRES 0.366798 Hz
 AQ 1.3631488 sec
 RG 193.13
 DW 20.800 usec
 DE 6.50 usec
 TE 289.0 K
 D1 2.00000000 sec
 D11 0.03000000 sec
 TD0 1

==== CHANNEL f1 =====
 NUC1 13C
 P1 12.00 usec
 PLW1 53.00000000 W
 SFO1 100.6379178 MHz

==== CHANNEL f2 =====
 CPDPRG[2] waltz16
 NUC2 1H
 PCPD2 90.00 usec
 PLW2 14.00000000 W
 PLW12 0.37246999 W
 PLW13 0.30170000 W
 SFO2 400.1916008 MHz

F2 - Processing parameters
 SI 32768
 SF 100.6277826 MHz
 WDW EM
 SSB 0
 LB 1.00 Hz
 GB 0
 PC 1.40

LJX-3-74



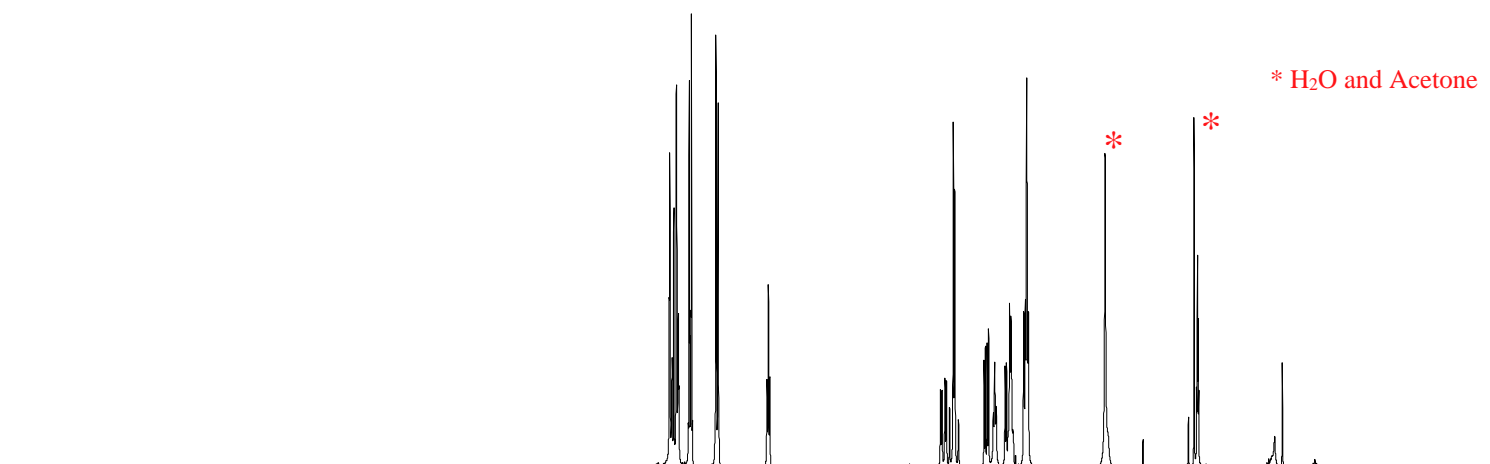
7.368
7.363
7.346
7.340
7.337
7.322
7.296
7.281
7.277
7.274
7.270
7.167
7.145
6.898
6.875
6.384
6.370
6.356
4.637
4.623
4.593
4.579
4.546
4.509
4.495
4.457
4.199
4.185
4.168
4.154
3.988
3.974
3.959
3.943
3.929
3.911
3.905
3.803
3.796
3.785
3.771
3.754
2.061
2.055
2.050
2.044
2.039

Current Data Parameters
NAME 2023-5-20-400
EXPNO 31
PROCNO 1

F2 - Acquisition Parameters
Date_ 20230520
Time 2.42
INSTRUM spect
PROBHD 5 mm PABBO BB-
PULPROG zg30
TD 65536
SOLVENT Acetone
NS 10
DS 2
SWH 8223.685 Hz
FIDRES 0.125483 Hz
AQ 3.9845889 sec
RG 68.24
DW 60.800 usec
DE 6.50 usec
TE 288.5 K
D1 1.00000000 sec
TD0 1

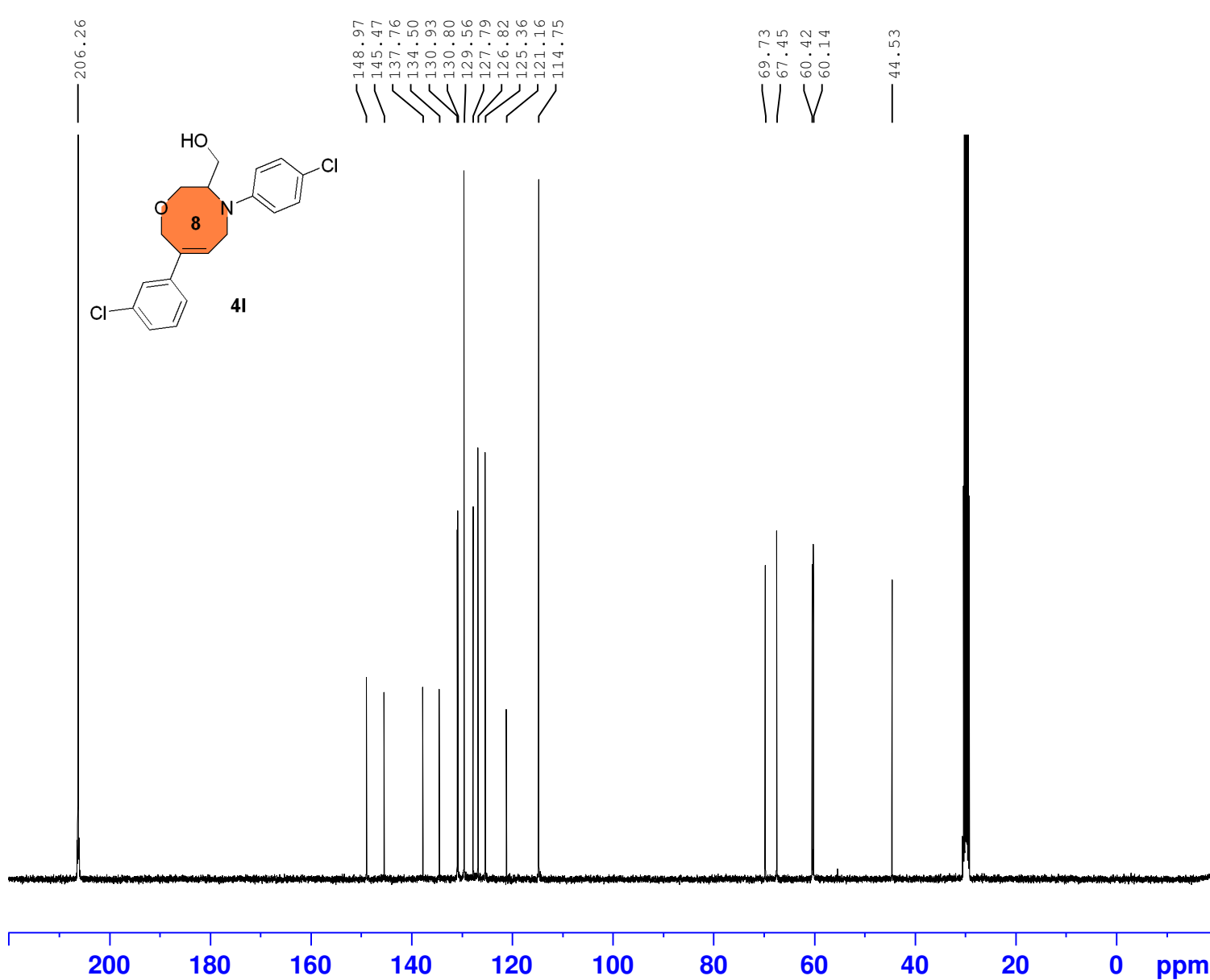
==== CHANNEL f1 =====
NUC1 1H
P1 14.68 usec
PLW1 14.00000000 W
SFO1 400.1924713 MHz

F2 - Processing parameters
SI 65536
SF 400.1900122 MHz
WDW EM
SSB 0
LB 0.30 Hz
GB 0
PC 1.00



13 12 11 10 9 8 7 6 5 4 3 2 1 0 ppm

4.06
2.01
2.02
1.00
1.03
2.06
1.03
2.02
3.00



Current Data Parameters
 NAME 2023-5-20-400
 EXPNO 32
 PROCNO 1

F2 - Acquisition Parameters
 Date_ 20230520
 Time 3.40
 INSTRUM spect
 PROBHD 5 mm PABBO BB-
 PULPROG zgpg30
 TD 65536
 SOLVENT Acetone
 NS 1000
 DS 4
 SWH 24038.461 Hz
 FIDRES 0.366798 Hz
 AQ 1.3631488 sec
 RG 193.13
 DW 20.800 usec
 DE 6.50 usec
 TE 289.1 K
 D1 2.00000000 sec
 D11 0.03000000 sec
 TD0 1

==== CHANNEL f1 =====
 NUC1 13C
 P1 12.00 usec
 PLW1 53.00000000 W
 SFO1 100.6379178 MHz

==== CHANNEL f2 =====
 CPDPRG[2] waltz16
 NUC2 1H
 PCPD2 90.00 usec
 PLW2 14.00000000 W
 PLW12 0.37246999 W
 PLW13 0.30170000 W
 SFO2 400.1916008 MHz

F2 - Processing parameters
 SI 32768
 SF 100.6277811 MHz
 WDW EM
 SSB 0
 LB 1.00 Hz
 GB 0
 PC 1.40

ljx-3-95

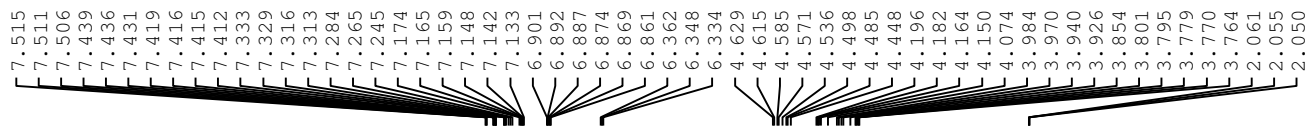
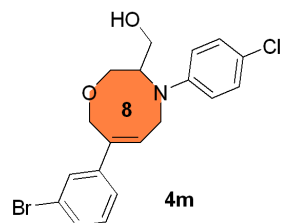


Current Data Parameters
NAME 20231028-400M
EXPNO 6
PROCNO 1

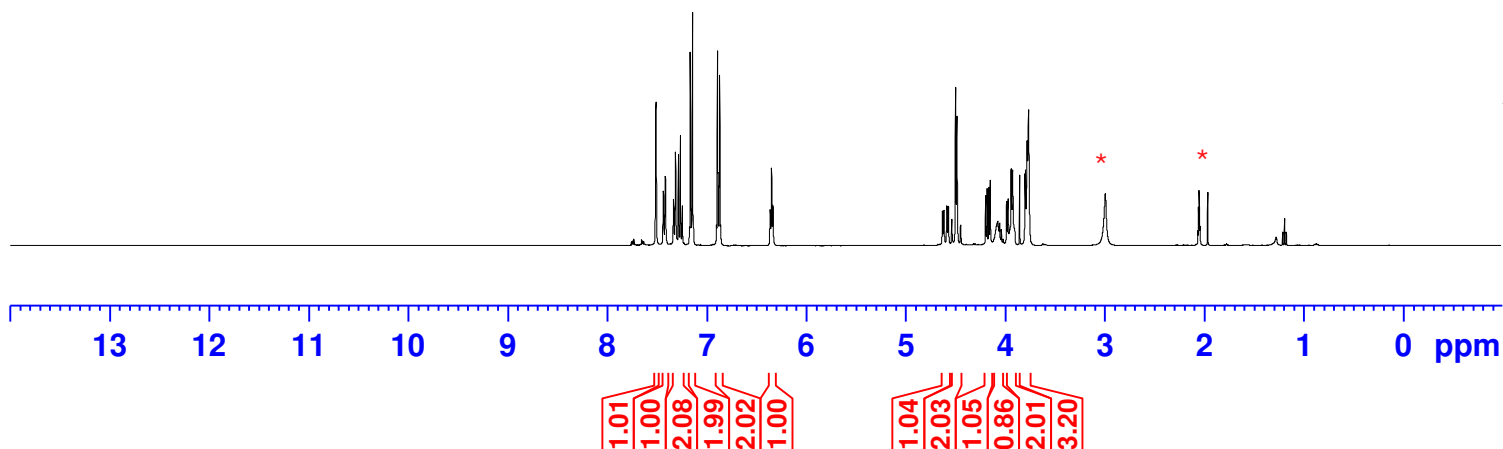
F2 - Acquisition Parameters
Date_ 20231027
Time 22.03
INSTRUM spect
PROBHD 5 mm PADUL 13C
PULPROG zg30
TD 65536
SOLVENT Acetone
NS 8
DS 0
SWH 8223.685 Hz
FIDRES 0.125483 Hz
AQ 3.9845889 sec
RG 29.75
DW 60.800 usec
DE 6.50 usec
TE 292.4 K
D1 1.00000000 sec
TD0 1

==== CHANNEL f1 =====
NUC1 1H
P1 9.90 usec
PLW1 23.00000000 W
SFO1 400.1924713 MHz

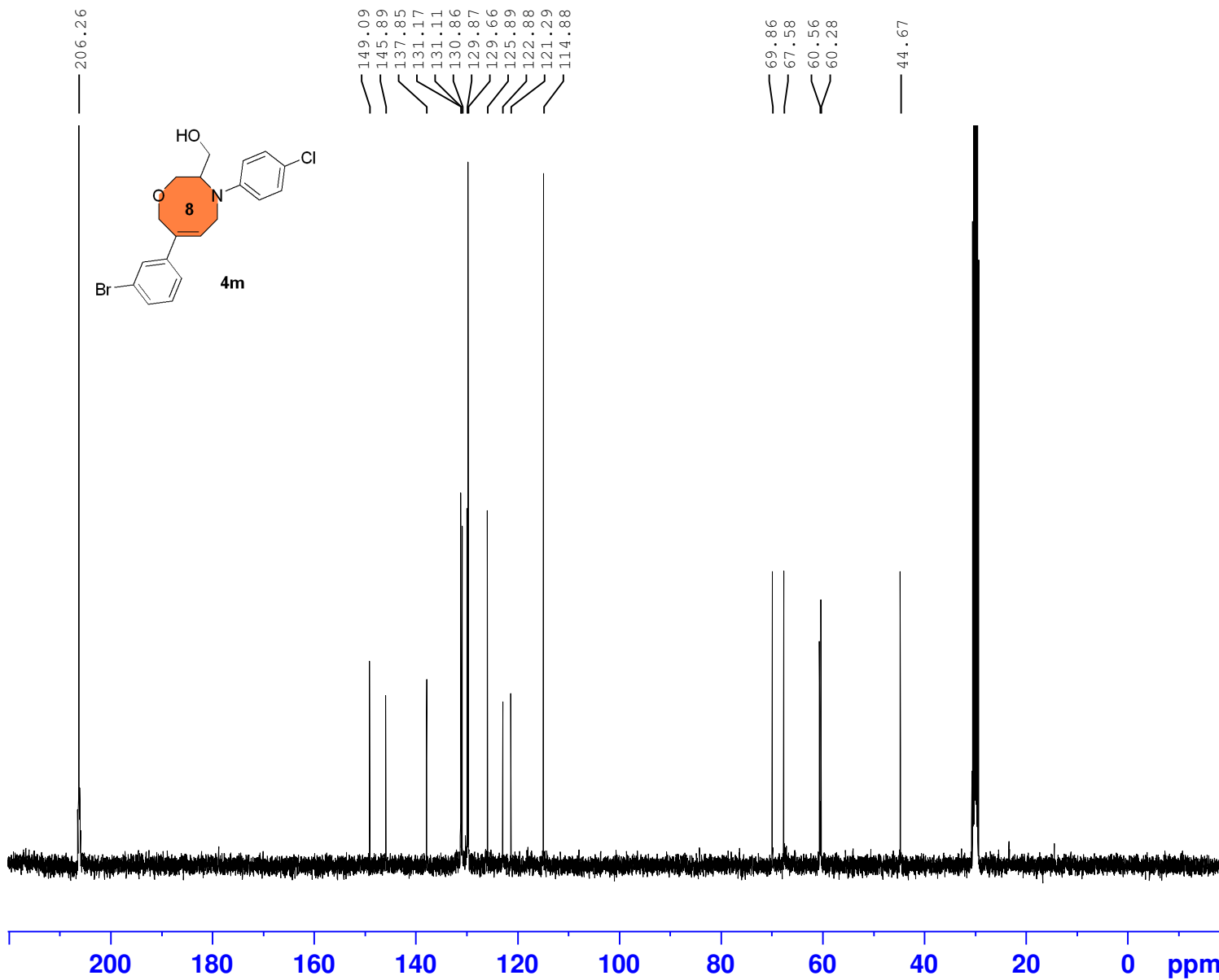
F2 - Processing parameters
SI 65536
SF 400.1900111 MHz
WDW EM
SSB 0
LB 0.30 Hz
GB 0
PC 1.00



* H₂O and Acetone



ljx-3-95



Current Data Parameters
NAME 20230531-400M
EXPNO 210
PROCNO 1

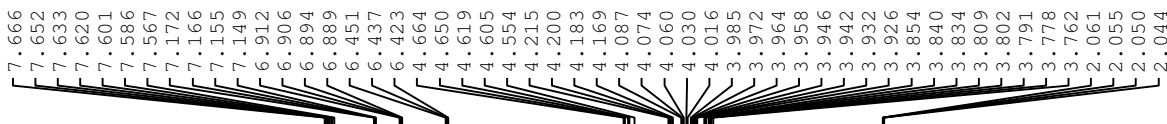
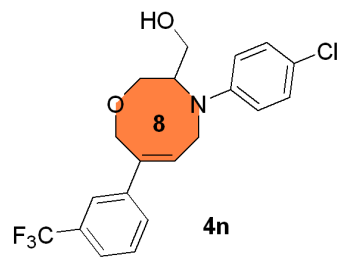
F2 - Acquisition Parameters
Date_ 20230531
Time 7.53
INSTRUM spect
PROBHD 5 mm PABBO BB-
PULPROG zgpg30
TD 65536
SOLVENT Acetone
NS 400
DS 4
SWH 24038.461 Hz
FIDRES 0.366798 Hz
AQ 1.3631488 sec
RG 193.13
DW 20.800 usec
DE 6.50 usec
TE 294.1 K
D1 2.00000000 sec
D11 0.03000000 sec
TD0 1

==== CHANNEL f1 =====
NUC1 13C
P1 12.00 usec
PLW1 53.00000000 W
SFO1 100.6379178 MHz

==== CHANNEL f2 =====
CPDPRG[2] waltz16
NUC2 1H
PCPD2 90.00 usec
PLW2 14.00000000 W
PLW12 0.37246999 W
PLW13 0.30170000 W
SFO2 400.1916008 MHz

F2 - Processing parameters
SI 32768
SF 100.6277699 MHz
WDW EM
SSB 0
LB 1.00 Hz
GB 0
PC 1.40

ljx-3-99

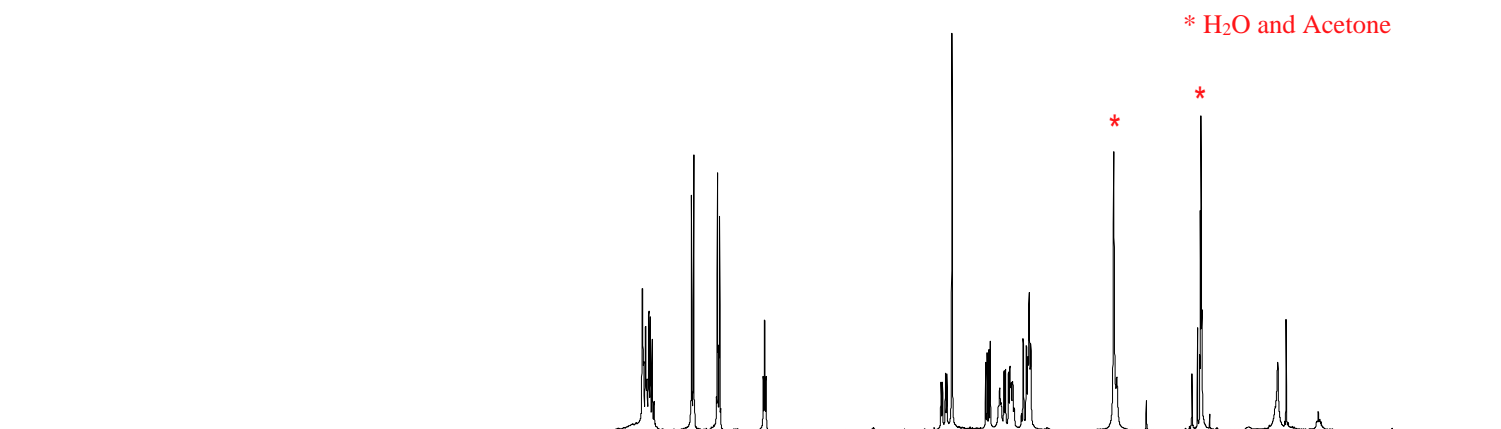


Current Data Parameters
NAME 2023-9-19-400
EXPNO 26
PROCNO 1

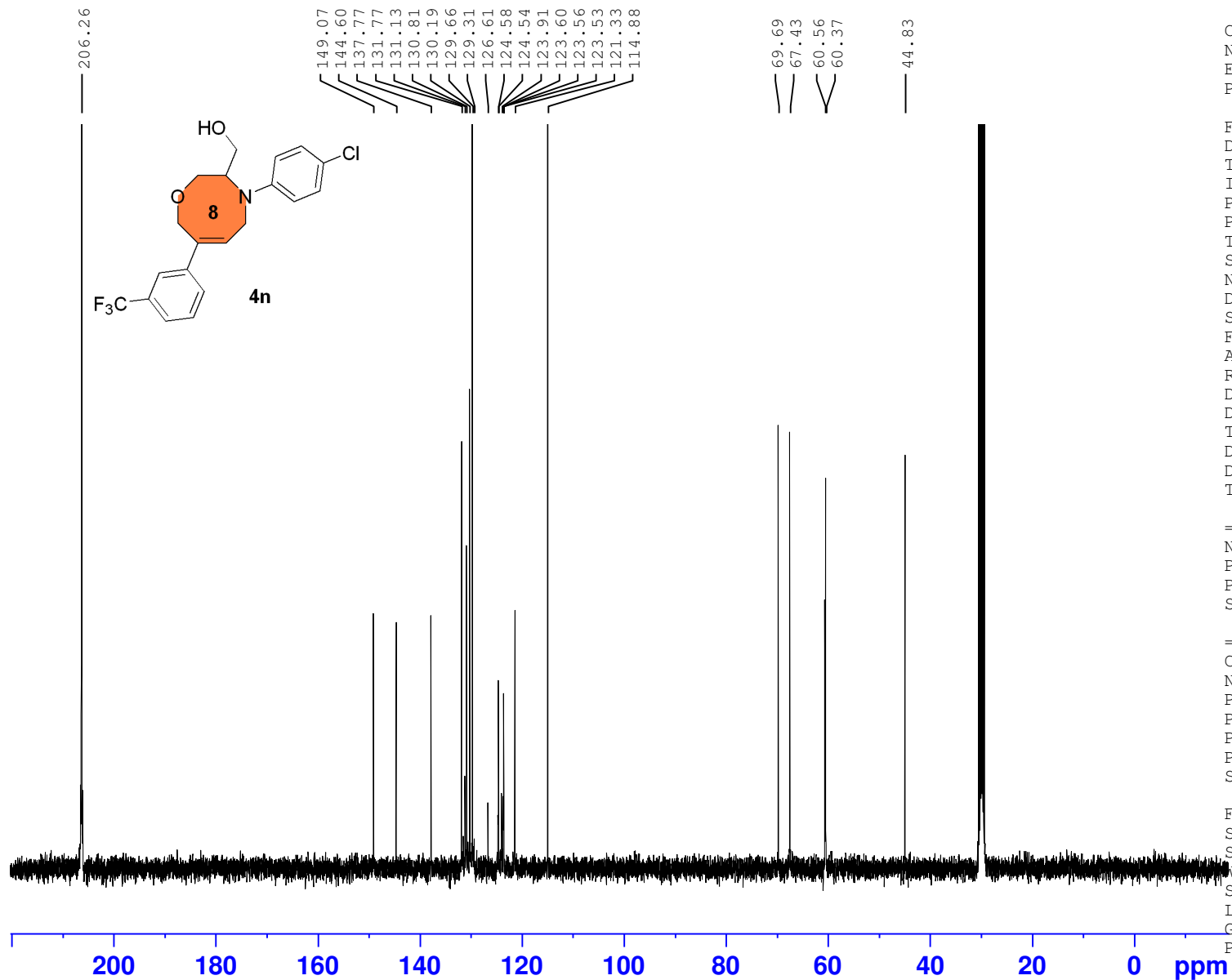
F2 - Acquisition Parameters
Date_ 20230918
Time 23.22
INSTRUM spect
PROBHD 5 mm PADUL 13C
PULPROG zg30
TD 65536
SOLVENT Acetone
NS 8
DS 2
SWH 8223.685 Hz
FIDRES 0.125483 Hz
AQ 3.9845889 sec
RG 100.49
DW 60.800 usec
DE 6.50 usec
TE 289.9 K
D1 1.00000000 sec
TD0 1

==== CHANNEL f1 =====
NUC1 1H
P1 9.90 usec
PLW1 23.00000000 W
SFO1 400.1924713 MHz

F2 - Processing parameters
SI 65536
SF 400.1900111 MHz
WDW EM
SSB 0
LB 0.30 Hz
GB 0
PC 1.00



ljx-3-99



Current Data Parameters
NAME 2023-5-27-400
EXPNO 29
PROCNO 1

F2 - Acquisition Parameters
Date_ 20230527
Time 2.12
INSTRUM spect
PROBHD 5 mm PABBO BB-
PULPROG zgpg30
TD 65536
SOLVENT Acetone
NS 400
DS 4
SWH 24038.461 Hz
FIDRES 0.366798 Hz
AQ 1.3631488 sec
RG 193.13
DW 20.800 usec
DE 6.50 usec
TE 293.1 K
D1 2.00000000 sec
D11 0.03000000 sec
TD0 1

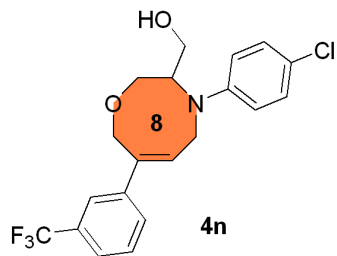
==== CHANNEL f1 =====
NUC1 13C
P1 12.00 usec
PLW1 53.00000000 W
SFO1 100.6379178 MHz

==== CHANNEL f2 =====
CPDPRG[2] waltz16
NUC2 1H
PCPD2 90.00 usec
PLW2 14.00000000 W
PLW12 0.37246999 W
PLW13 0.30170000 W
SFO2 400.1916008 MHz

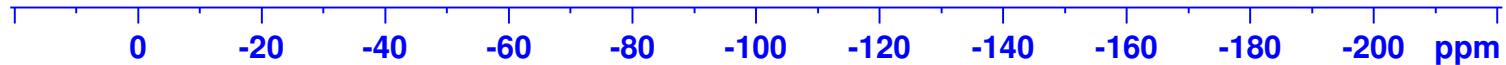
F2 - Processing parameters
SI 32768
SF 100.6277713 MHz
WDW EM
SSB 0
LB 1.00 Hz
GB 0
PC 1.40

¹⁹F NMR

LJX-3-99



-62.60

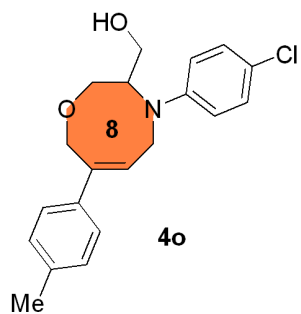


Current Data Parameters
NAME 0927HH
EXPNO 4
PROCNO 1

F2 - Acquisition Parameters
Date_ 20230927
Time 16.10 h
INSTRUM Avance
PROBHD z116098_0833 (
PULPROG zgig
TD 131072
SOLVENT CDC13
NS 16
DS 4
SWH 90909.094 Hz
FIDRES 1.387163 Hz
AQ 0.7208960 sec
RG 101
DW 5.500 usec
DE 6.50 usec
TE 294.5 K
D1 1.00000000 sec
D11 0.03000000 sec
TD0 1
SFO1 376.4607164 MHz
NUC1 19F
P1 18.00 usec
PLW1 16.73100090 W
SFO2 400.1316005 MHz
NUC2 1H
CPDPRG[2] waltz16
PCPD2 90.00 usec
PLW2 20.73200035 W
PLW12 0.25595000 W

F2 - Processing parameters
SI 65536
SF 376.4983662 MHz
WDW EM
SSB 0
LB 0.30 Hz
GB 0
PC 1.00

LJX-3-49



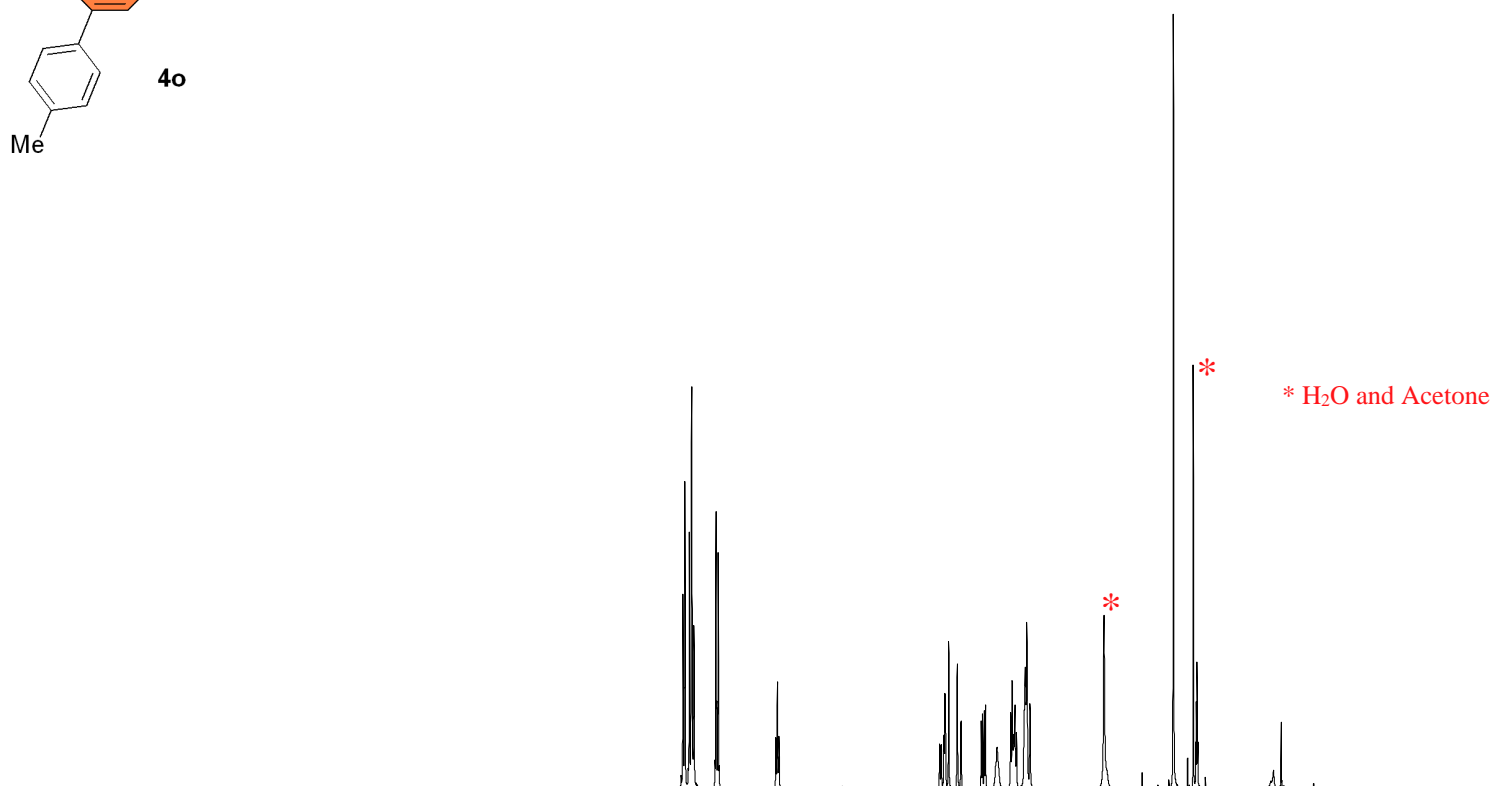
7.222
7.202
7.158
7.153
7.141
7.135
7.112
6.899
6.884
6.872
6.867
6.858
6.286
6.271
6.256
4.638
4.622
4.594
4.585
4.547
4.461
4.423
4.220
4.208
4.189
4.177
3.923
3.909
3.892
3.880
3.865
3.776
3.763
3.757
3.732
3.725
2.286
2.061
2.056
2.050
2.045
2.039

Current Data Parameters
NAME 230407-400M
EXPNO 24
PROCNO 1

F2 - Acquisition Parameters
Date_ 20230408
Time 6.55
INSTRUM spect
PROBHD 5 mm PABBO BB-
PULPROG zg30
TD 65536
SOLVENT Acetone
NS 8
DS 2
SWH 8223.685 Hz
FIDRES 0.125483 Hz
AQ 3.9845889 sec
RG 61.19
DW 60.800 usec
DE 6.50 usec
TE 289.3 K
D1 1.00000000 sec
TD0 1

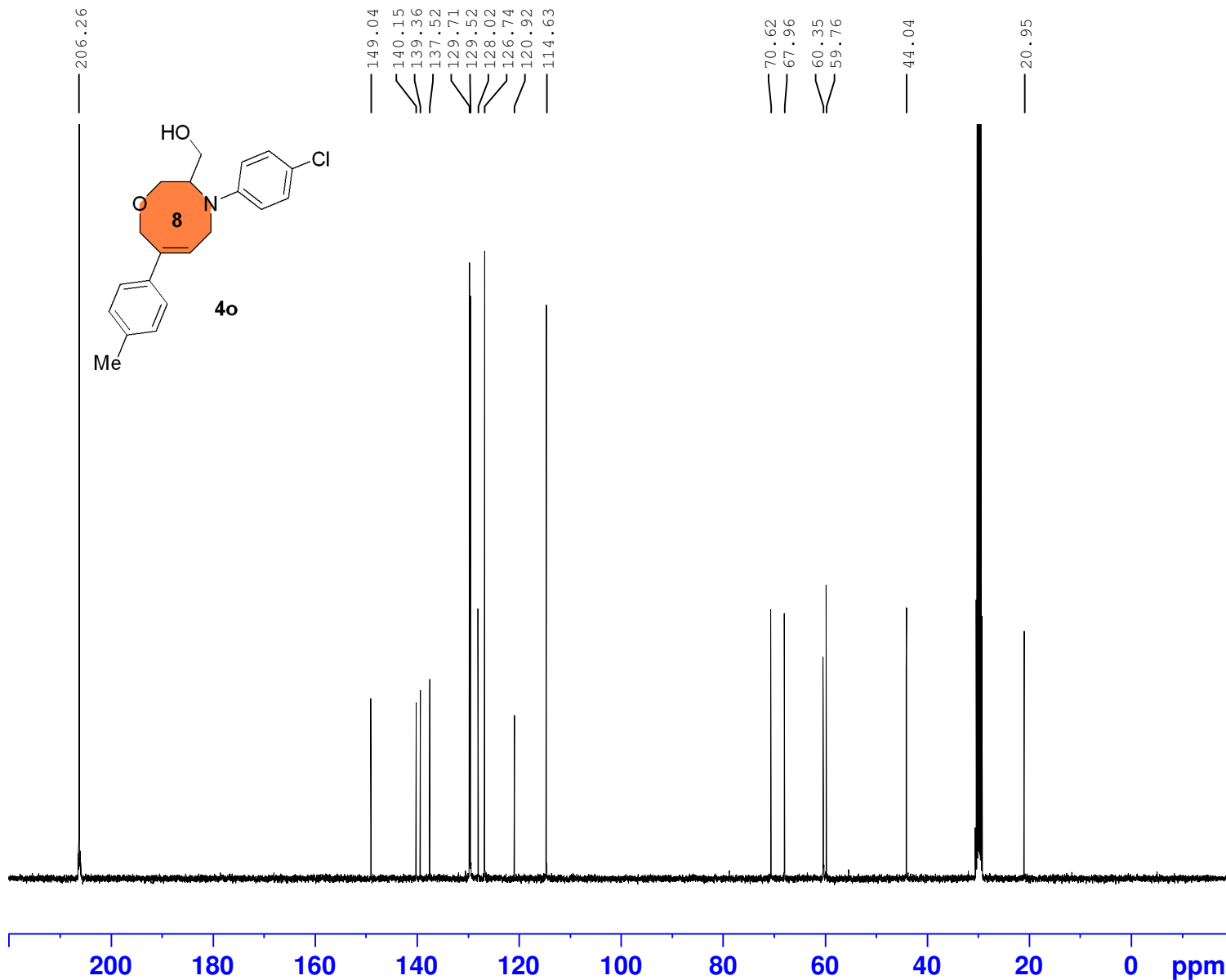
==== CHANNEL f1 =====
NUC1 1H
P1 14.68 usec
PLW1 14.00000000 W
SFO1 400.1924713 MHz

F2 - Processing parameters
SI 65536
SF 400.1900121 MHz
WDW EM
SSB 0
LB 0.30 Hz
GB 0
PC 1.00



13 12 11 10 9 8 7 6 5 4 3 2 1 0 ppm

2.06
3.99
2.00
1.00
3.07
1.02
2.08
3.05
3.03



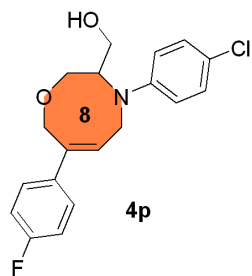
Current Data Parameters
 NAME 230407-400M
 EXPNO 25
 PROCNO 1

F2 - Acquisition Parameters
 Date_ 20230408
 Time 7.25
 INSTRUM spect
 PROBHD 5 mm PABBO BB-
 PULPROG zgpg30
 TD 65536
 SOLVENT Acetone
 NS 500
 DS 4
 SWH 24038.461 Hz
 FIDRES 0.366798 Hz
 AQ 1.3631488 sec
 RG 193.13
 DW 20.800 usec
 DE 6.50 usec
 TE 290.3 K
 D1 2.00000000 sec
 D11 0.03000000 sec
 TD0 1

==== CHANNEL f1 =====
 NUC1 13C
 P1 12.00 usec
 PLW1 53.00000000 W
 SFO1 100.6379178 MHz

==== CHANNEL f2 =====
 CPDPRG[2] waltz16
 NUC2 1H
 PCPD2 90.00 usec
 PLW2 14.00000000 W
 PLW12 0.37246999 W
 PLW13 0.30170000 W
 SFO2 400.1916008 MHz

F2 - Processing parameters
 SI 32768
 SF 100.6277810 MHz
 WDW EM
 SSB 0
 LB 1.00 Hz
 GB 0
 PC 1.40



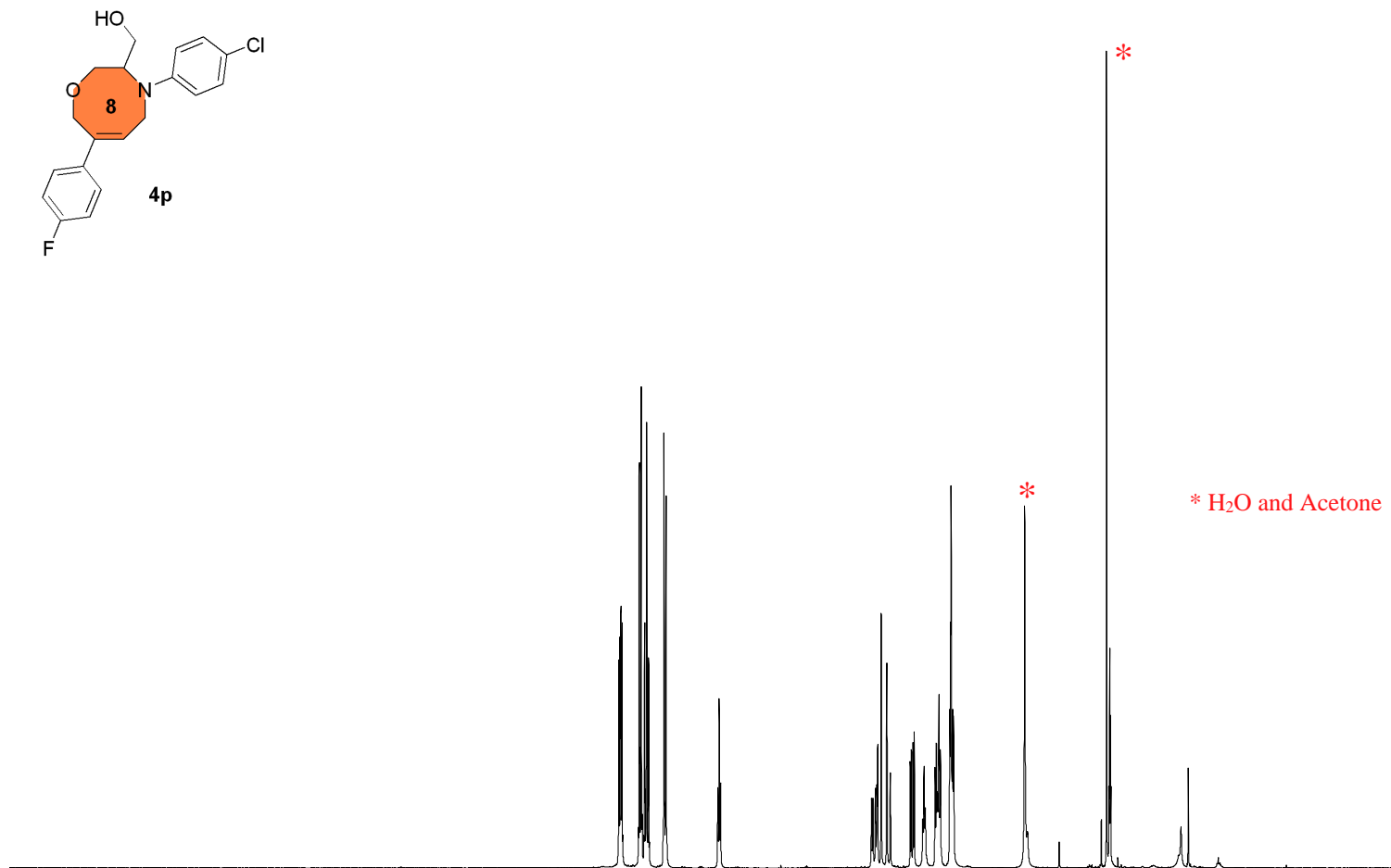
7.391
7.383
7.378
7.370
7.361
7.353
7.348
7.340
7.170
7.161
7.156
7.144
7.139
7.130
7.111
7.103
7.097
7.086
7.081
7.075
7.064
7.059
7.051
6.902
6.893
6.887
6.875
6.870
6.861
6.308
6.293
6.279
4.638
4.623
4.594
4.579
4.571
4.533
4.472
4.434
4.218
4.205
4.187
4.174
3.948
3.934
3.924
3.919
3.905
3.891
3.789
3.780
3.774
3.758
3.749
3.743
3.743
2.061
2.056
2.050

Current Data Parameters
 NAME 230407-400M
 EXPNO 28
 PROCNO 1

F2 - Acquisition Parameters
 Date_ 20230408
 Time 8.02
 INSTRUM spect
 PROBHD 5 mm PABBO BB-
 PULPROG zg30
 TD 65536
 SOLVENT Acetone
 NS 8
 DS 2
 SWH 8223.685 Hz
 FIDRES 0.125483 Hz
 AQ 3.9845889 sec
 RG 68.24
 DW 60.800 usec
 DE 6.50 usec
 TE 289.4 K
 D1 1.00000000 sec
 TD0 1

==== CHANNEL f1 =====
 NUC1 1H
 P1 14.68 usec
 PLW1 14.00000000 W
 SFO1 400.1924713 MHz

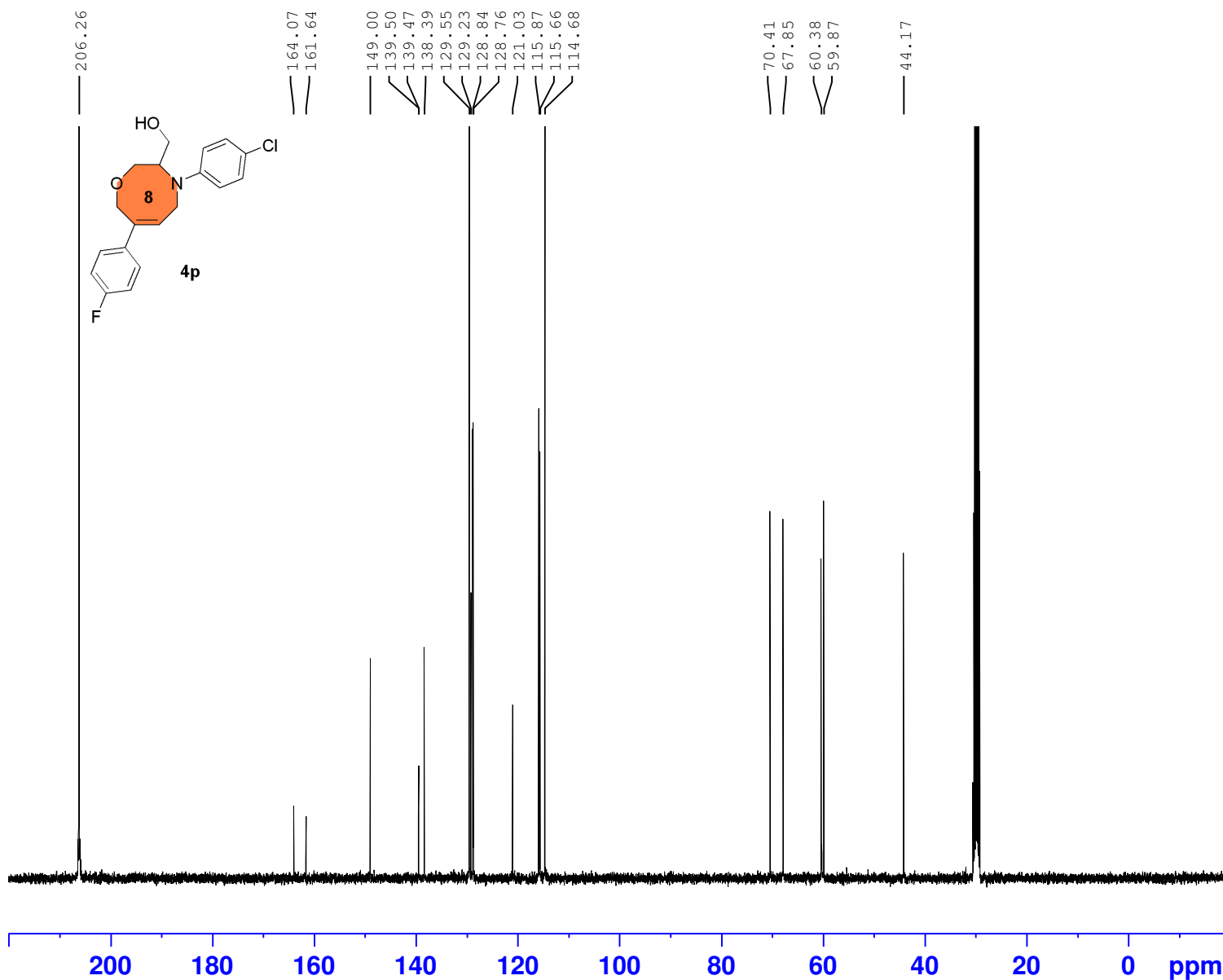
F2 - Processing parameters
 SI 65536
 SF 400.1900121 MHz
 WDW EM
 SSB 0
 LB 0.30 Hz
 GB 0
 PC 1.00



* H₂O and Acetone

13 12 11 10 9 8 7 6 5 4 3 2 1 0 ppm

2.03
4.06
2.02
1.00
3.09
1.01
2.04
3.08



Current Data Parameters
 NAME 230407-400M
 EXPNO 29
 PROCNO 1

F2 - Acquisition Parameters
 Date_ 20230408
 Time 8.32
 INSTRUM spect
 PROBHD 5 mm PABBO BB-
 PULPROG zgpg30
 TD 65536
 SOLVENT Acetone
 NS 500
 DS 4
 SWH 24038.461 Hz
 FIDRES 0.366798 Hz
 AQ 1.3631488 sec
 RG 193.13
 DW 20.800 usec
 DE 6.50 usec
 TE 290.1 K
 D1 2.00000000 sec
 D11 0.03000000 sec
 TD0 1

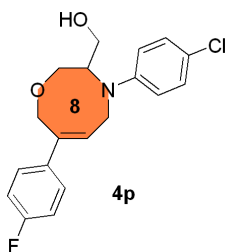
==== CHANNEL f1 =====
 NUC1 13C
 P1 12.00 usec
 PLW1 53.00000000 W
 SFO1 100.6379178 MHz

==== CHANNEL f2 =====
 CPDPRG[2] waltz16
 NUC2 1H
 PCPD2 90.00 usec
 PLW2 14.00000000 W
 PLW12 0.37246999 W
 PLW13 0.30170000 W
 SFO2 400.1916008 MHz

F2 - Processing parameters
 SI 32768
 SF 100.6277800 MHz
 WDW EM
 SSB 0
 LB 1.00 Hz
 GB 0
 PC 1.40

¹⁹F NMR

ljx-3-51



Current Data Parameters
NAME 20230725-300M
EXPNO 406
PROCNO 1

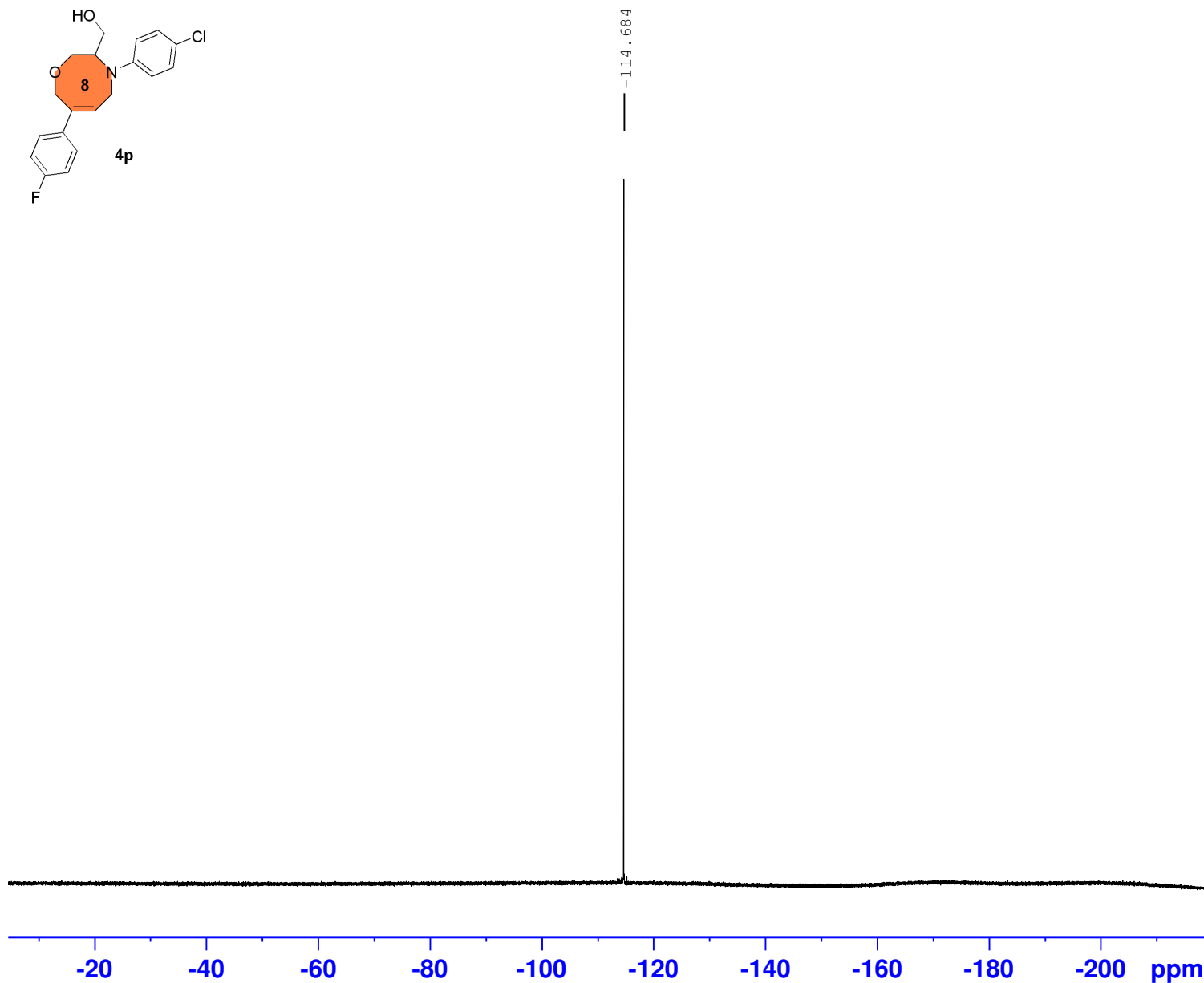
F2 - Acquisition Parameters
Date_ 20230725
Time 11.57
INSTRUM spect
PROBHD 5 mm PABBO BB-
PULPROG zgfhigqn.2
TD 131072
SOLVENT CDCl3
NS 20
DS 4
SWH 66964.289 Hz
FIDRES 0.510897 Hz
AQ 0.9786710 sec
RG 203
DW 7.467 usec
DE 6.50 usec
TE 298.3 K
D1 1.00000000 sec
D11 0.03000000 sec
D12 0.00002000 sec
TD0 1

==== CHANNEL f1 =====
SFO1 282.3761148 MHz
NUC1 19F
P1 14.50 usec
PLW1 10.39999962 W

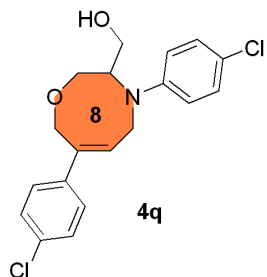
==== CHANNEL f2 =====
SFO2 300.1312005 MHz
NUC2 1H
CPDPRG[2] waltz16
PCPD2 90.00 usec
PLW2 14.00000000 W
PLW12 0.17284000 W

F2 - Processing parameters
SI 65536
SF 282.4043552 MHz
WDW EM
SSB 0
LB 0.30 Hz
GB 0
PC 1.00

-114.684



LJX-3-50



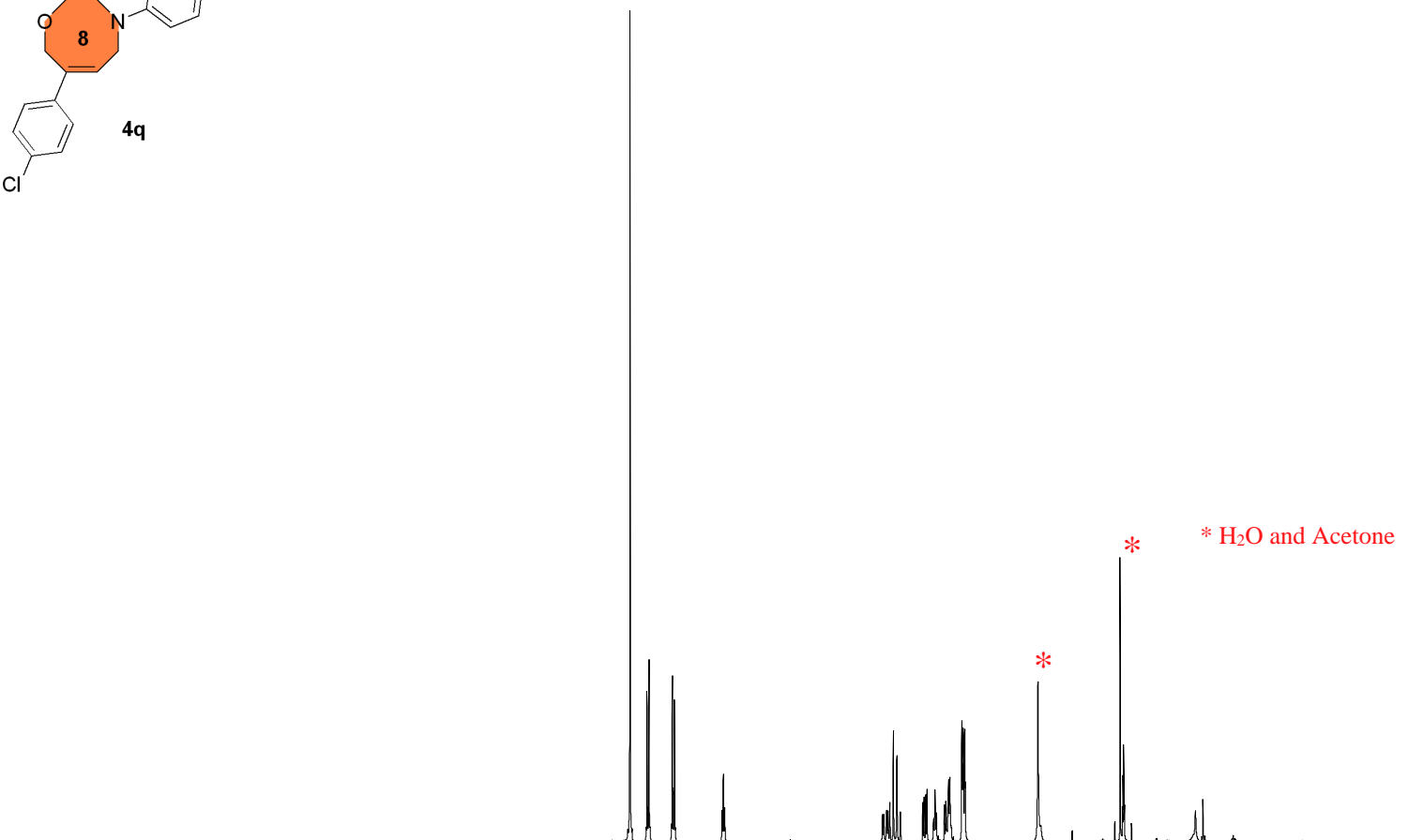
7.344
7.162
7.157
7.145
7.139
7.139
6.890
6.885
6.873
6.867
6.357
6.342
6.328
4.634
4.620
4.590
4.576
4.556
4.518
4.481
4.443
4.203
4.189
4.172
4.158
3.969
3.955
3.926
3.912
3.784
3.778
3.769
3.753
3.747
3.747
2.086
2.061
2.055
2.050
2.044
2.039

Current Data Parameters
NAME 230407-400M
EXPNO 26
PROCNO 1

F2 - Acquisition Parameters
Date_ 20230408
Time 7.28
INSTRUM spect
PROBHD 5 mm PABBO BB-
PULPROG zg30
TD 65536
SOLVENT Acetone
NS 8
DS 2
SWH 8223.685 Hz
FIDRES 0.125483 Hz
AQ 3.9845889 sec
RG 75.43
DW 60.800 usec
DE 6.50 usec
TE 289.6 K
D1 1.00000000 sec
TD0 1

==== CHANNEL f1 =====
NUC1 1H
P1 14.68 usec
PLW1 14.00000000 W
SFO1 400.1924713 MHz

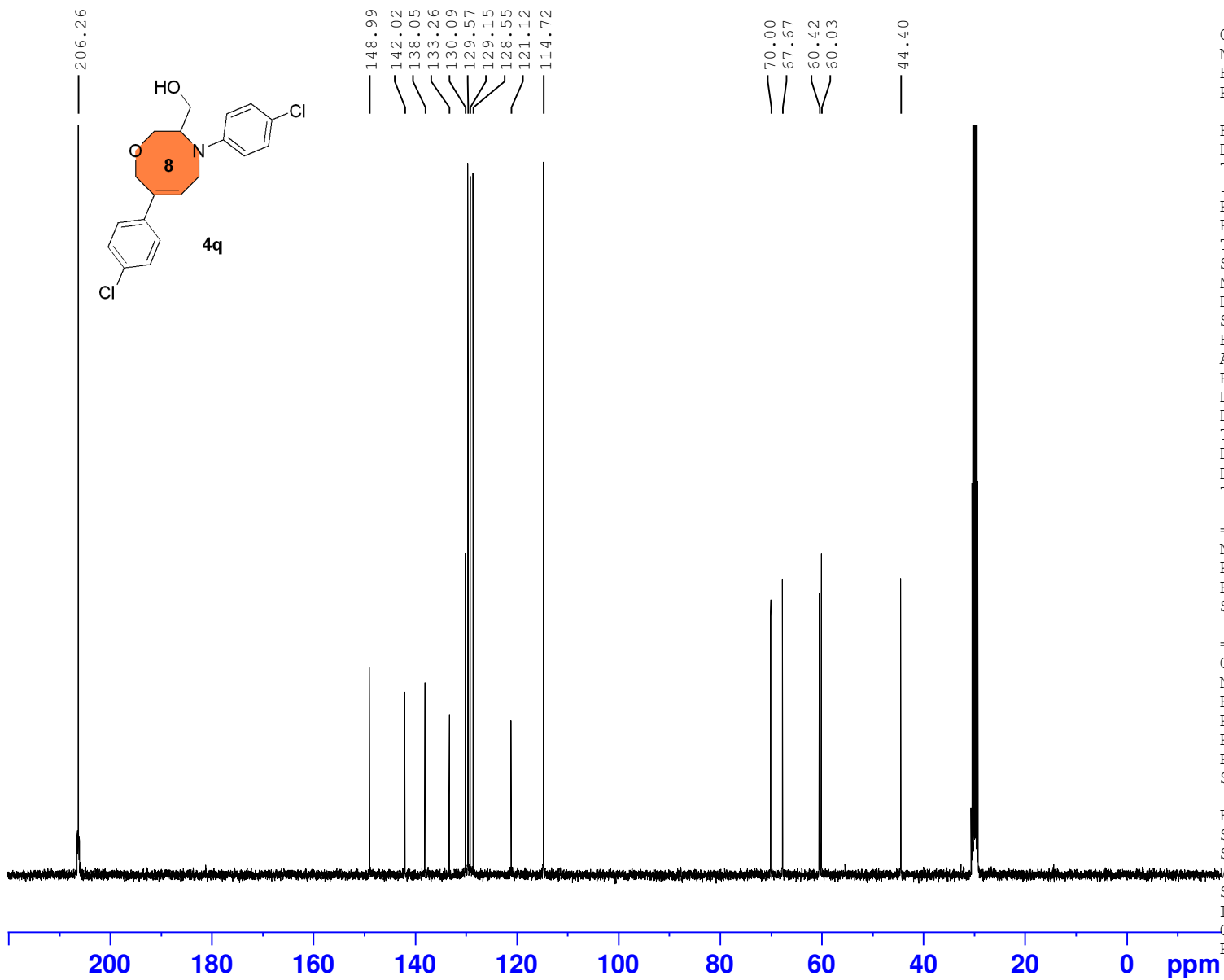
F2 - Processing parameters
SI 65536
SF 400.1900123 MHz
WDW EM
SSB 0
LB 0.30 Hz
GB 0
PC 1.00



13 12 11 10 9 8 7 6 5 4 3 2 1 0 ppm

4.06
1.98
2.02
1.00
3.08
1.03
2.06
3.08

LJX-3-50



Current Data Parameters
NAME 230407-400M
EXPNO 27
PROCNO 1

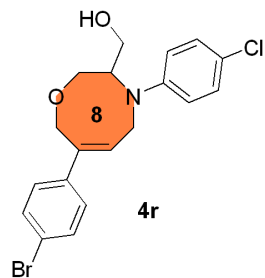
F2 - Acquisition Parameters
Date_ 20230408
Time 7.58
INSTRUM spect
PROBHD 5 mm PABBO BB-
PULPROG zgpg30
TD 65536
SOLVENT Acetone
NS 500
DS 4
SWH 24038.461 Hz
FIDRES 0.366798 Hz
AQ 1.3631488 sec
RG 193.13
DW 20.800 usec
DE 6.50 usec
TE 290.1 K
D1 2.00000000 sec
D11 0.03000000 sec
TD0 1

==== CHANNEL f1 =====
NUC1 13C
P1 12.00 usec
PLW1 53.00000000 W
SFO1 100.6379178 MHz

==== CHANNEL f2 =====
CPDPRG[2] waltz16
NUC2 1H
PCPD2 90.00 usec
PLW2 14.00000000 W
PLW12 0.37246999 W
PLW13 0.30170000 W
SFO2 400.1916008 MHz

F2 - Processing parameters
SI 32768
SF 100.6277786 MHz
WDW EM
SSB 0
LB 1.00 Hz
GB 0
PC 1.40

LJX-3-68



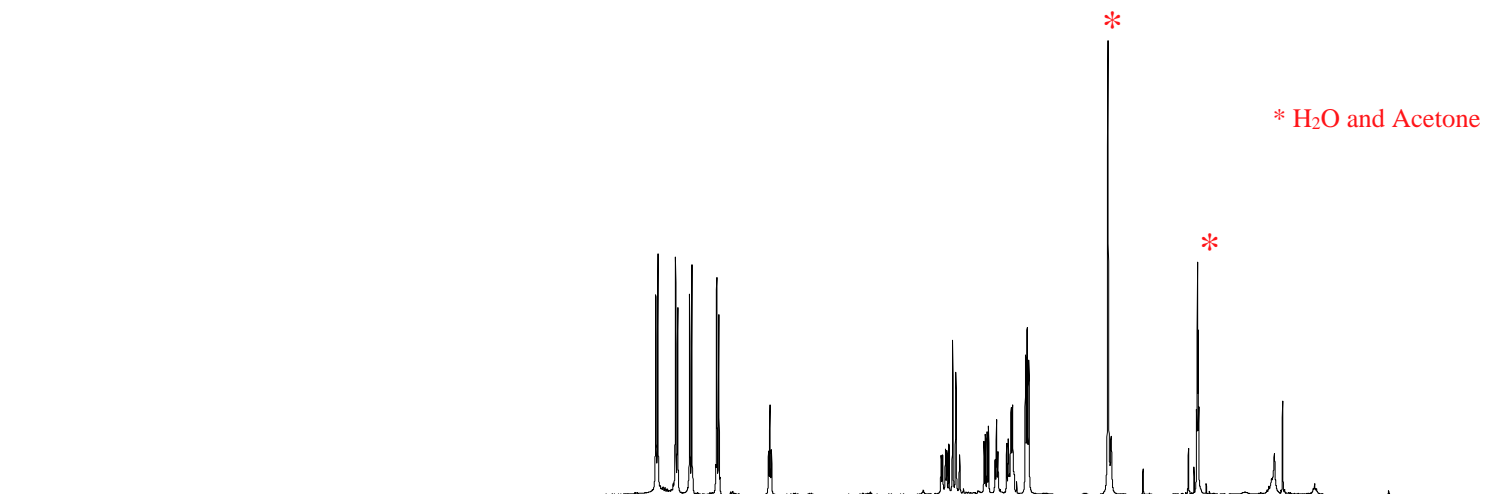
7.503
7.482
7.304
7.283
7.163
7.140
6.891
6.868
6.368
6.354
6.339
4.632
4.617
4.588
4.573
4.553
4.515
4.483
4.445
4.199
4.186
4.168
4.154
3.970
3.956
3.927
3.912
3.782
3.766
3.749
2.061
2.055
2.050
2.044
2.039

Current Data Parameters
NAME 2023-5-20-400
EXPNO 25
PROCNO 1

F2 - Acquisition Parameters
Date_ 20230519
Time 23.34
INSTRUM spect
PROBHD 5 mm PABBO BB-
PULPROG zg30
TD 65536
SOLVENT Acetone
NS 10
DS 2
SWH 8223.685 Hz
FIDRES 0.125483 Hz
AQ 3.9845889 sec
RG 113.67
DW 60.800 usec
DE 6.50 usec
TE 287.9 K
D1 1.00000000 sec
TD0 1

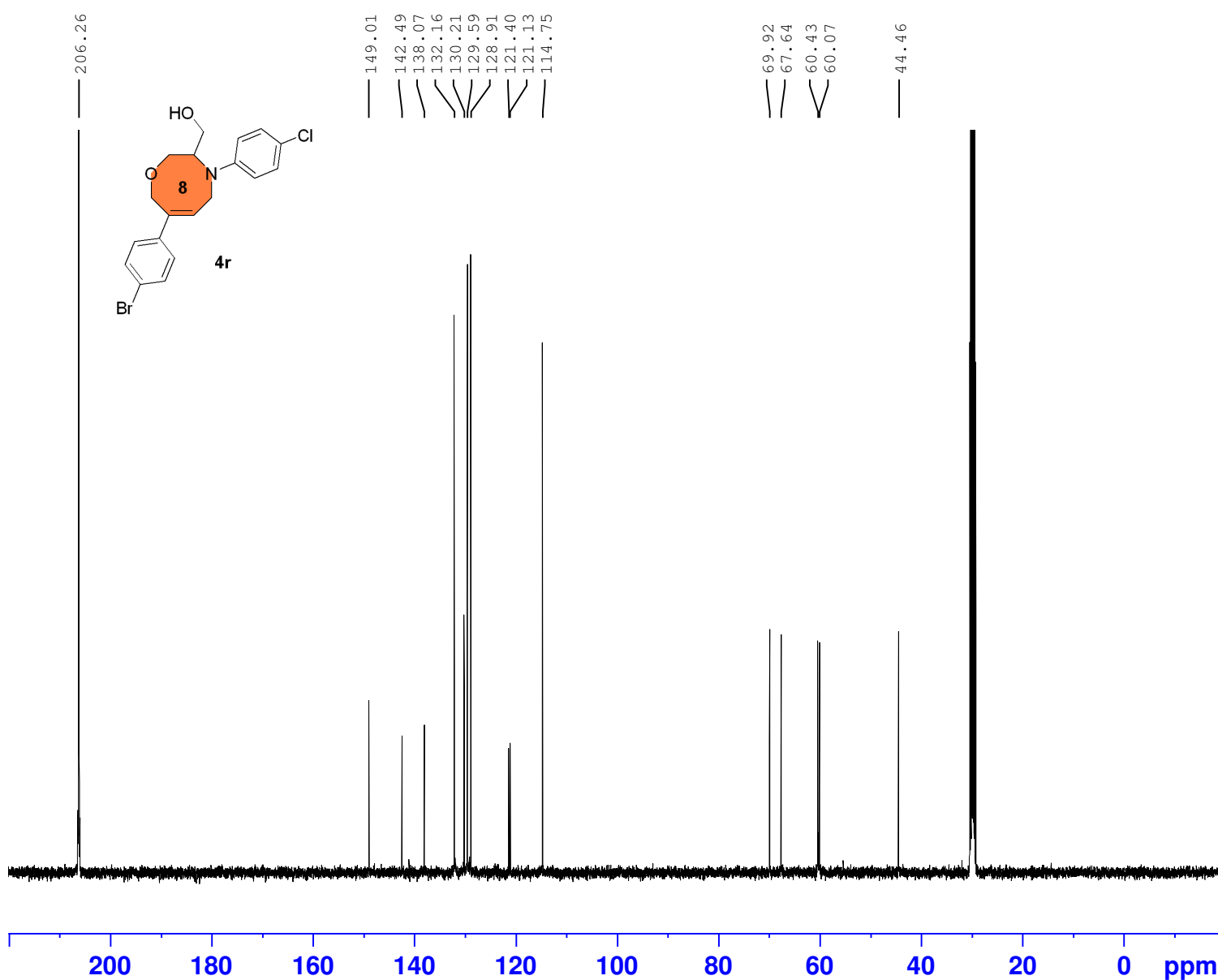
==== CHANNEL f1 =====
NUC1 1H
P1 14.68 usec
PLW1 14.00000000 W
SFO1 400.1924713 MHz

F2 - Processing parameters
SI 65536
SF 400.1900122 MHz
WDW EM
SSB 0
LB 0.30 Hz
GB 0
PC 1.00



13 12 11 10 9 8 7 6 5 4 3 2 1 0 ppm

2.10
2.09
2.02
2.00
1.00
1.08
2.04
1.09
2.02
3.06



Current Data Parameters
 NAME 2023-5-20-400
 EXPNO 26
 PROCNO 1

F2 - Acquisition Parameters
 Date_ 20230520
 Time 0.32
 INSTRUM spect
 PROBHD 5 mm PABBO BB-
 PULPROG zgpg30
 TD 65536
 SOLVENT Acetone
 NS 1000
 DS 4
 SWH 24038.461 Hz
 FIDRES 0.366798 Hz
 AQ 1.3631488 sec
 RG 193.13
 DW 20.800 usec
 DE 6.50 usec
 TE 288.9 K
 D1 2.00000000 sec
 D11 0.03000000 sec
 TD0 1

==== CHANNEL f1 =====
 NUC1 13C
 P1 12.00 usec
 PLW1 53.00000000 W
 SFO1 100.6379178 MHz

==== CHANNEL f2 =====
 CPDPRG[2] waltz16
 NUC2 1H
 PCPD2 90.00 usec
 PLW2 14.00000000 W
 PLW12 0.37246999 W
 PLW13 0.30170000 W
 SFO2 400.1916008 MHz

F2 - Processing parameters
 SI 32768
 SF 100.6277763 MHz
 WDW EM
 SSB 0
 LB 1.00 Hz
 GB 0
 PC 1.40

ljx-5-16

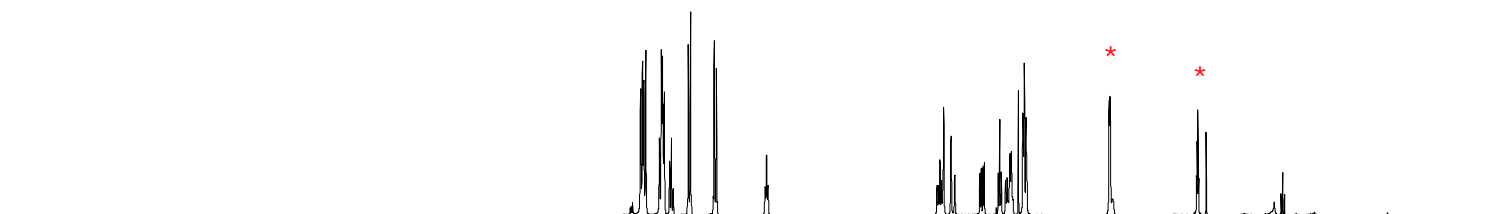
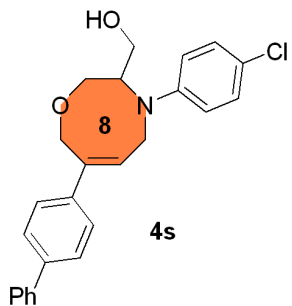
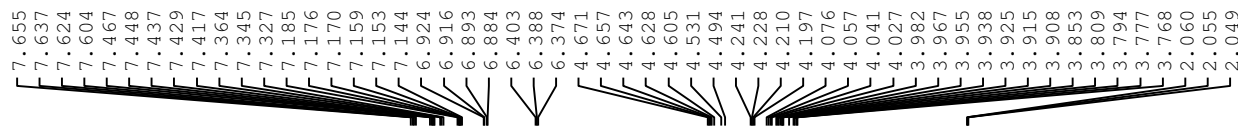


Current Data Parameters
NAME 20231028-400M
EXPNO 2
PROCNO 1

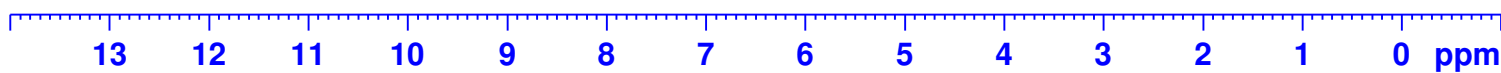
F2 - Acquisition Parameters
Date_ 20231027
Time 21.46
INSTRUM spect
PROBHD 5 mm PADUL 13C
PULPROG zg30
TD 65536
SOLVENT Acetone
NS 8
DS 0
SWH 8223.685 Hz
FIDRES 0.125483 Hz
AQ 3.9845889 sec
RG 61.19
DW 60.800 usec
DE 6.50 usec
TE 292.3 K
D1 1.00000000 sec
TD0 1

==== CHANNEL f1 =====
NUC1 1H
P1 9.90 usec
PLW1 23.00000000 W
SFO1 400.1924713 MHz

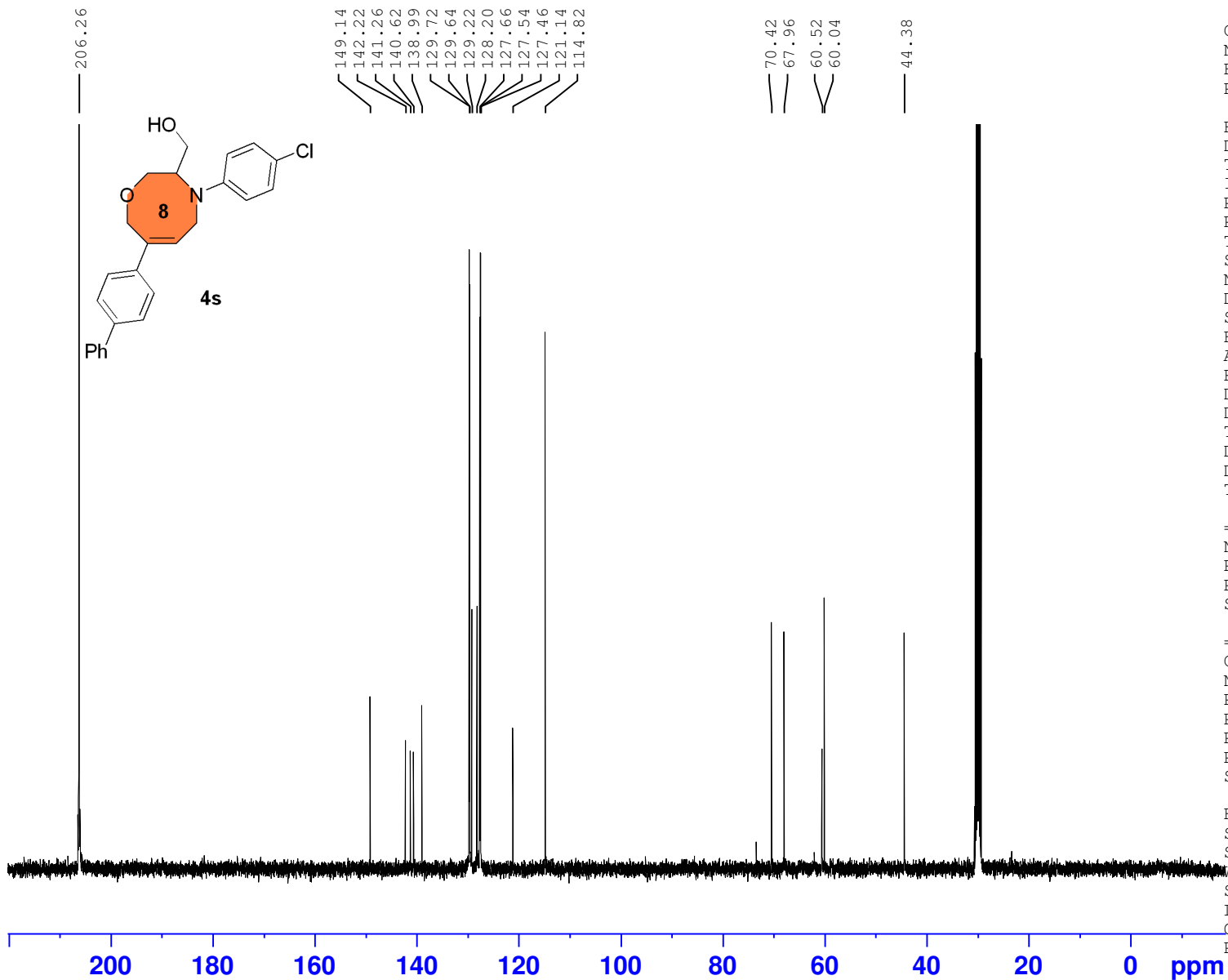
F2 - Processing parameters
SI 65536
SF 400.1900112 MHz
WDW EM
SSB 0
LB 0.30 Hz
GB 0
PC 1.00



* H₂O and Acetone



ljx-3-98



Current Data Parameters
NAME 20230531-400M
EXPNO 206
PROCNO 1

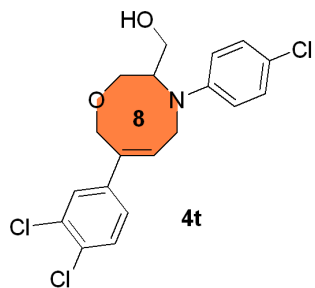
F2 - Acquisition Parameters
Date_ 20230531
Time 6.58
INSTRUM spect
PROBHD 5 mm PABBO BB-
PULPROG zgpg30
TD 65536
SOLVENT Acetone
NS 400
DS 4
SWH 24038.461 Hz
FIDRES 0.366798 Hz
AQ 1.3631488 sec
RG 193.13
DW 20.800 usec
DE 6.50 usec
TE 294.2 K
D1 2.00000000 sec
D11 0.03000000 sec
TD0 1

==== CHANNEL f1 =====
NUC1 13C
P1 12.00 usec
PLW1 53.00000000 W
SFO1 100.6379178 MHz

==== CHANNEL f2 =====
CPDPRG[2] waltz16
NUC2 1H
PCPD2 90.00 usec
PLW2 14.00000000 W
PLW12 0.37246999 W
PLW13 0.30170000 W
SFO2 400.1916008 MHz

F2 - Processing parameters
SI 32768
SF 100.6277710 MHz
WDW EM
SSB 0
LB 1.00 Hz
GB 0
PC 1.40

ljx-5-17



7.532
7.527
7.519
7.498
7.329
7.324
7.309
7.303
7.165
7.142
6.895
6.872
6.430
6.417
6.403
4.639
4.625
4.594
4.580
4.501
4.192
4.177
4.160
4.146
4.054
4.039
4.025
4.004
3.990
3.959
3.945
3.925
3.806
3.800
3.785
3.769
3.753
2.061
2.056
2.050
2.045
2.039

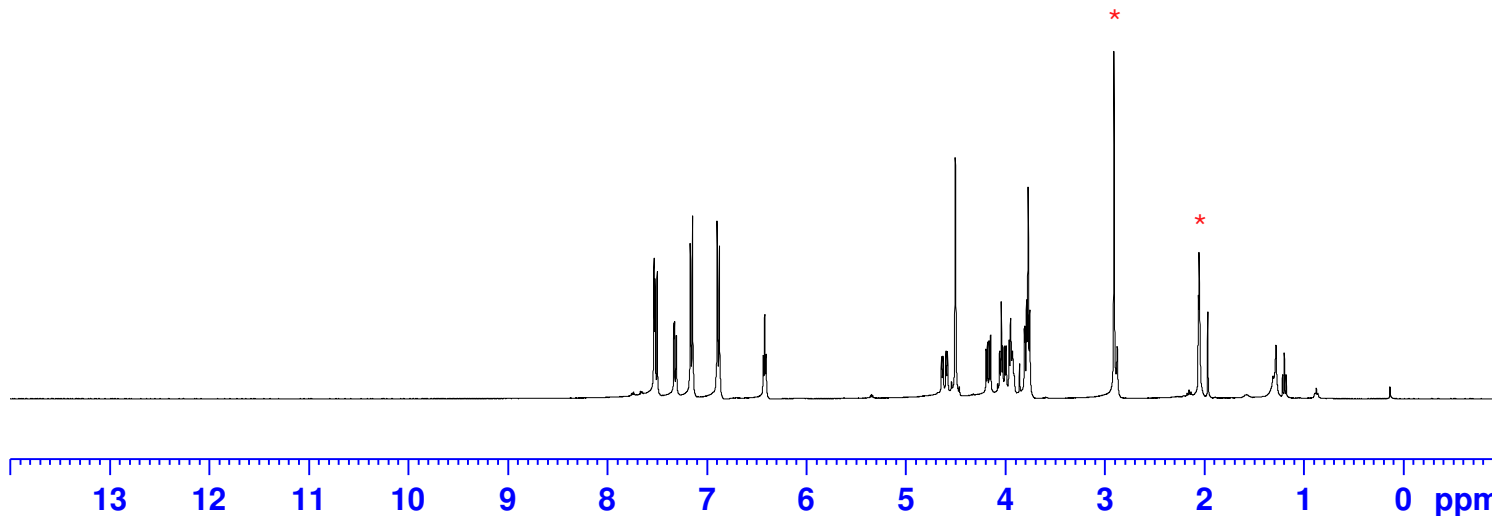


Current Data Parameters
NAME 20231026-400m
EXPNO 2
PROCNO 1

F2 - Acquisition Parameters
Date_ 20231025
Time 21.57
INSTRUM spect
PROBHD 5 mm PADUL 13C
PULPROG zg30
TD 65536
SOLVENT Acetone
NS 8
DS 2
SWH 8223.685 Hz
FIDRES 0.125483 Hz
AQ 3.9845889 sec
RG 100.49
DW 60.800 usec
DE 6.50 usec
TE 293.9 K
D1 1.00000000 sec
TD0 1

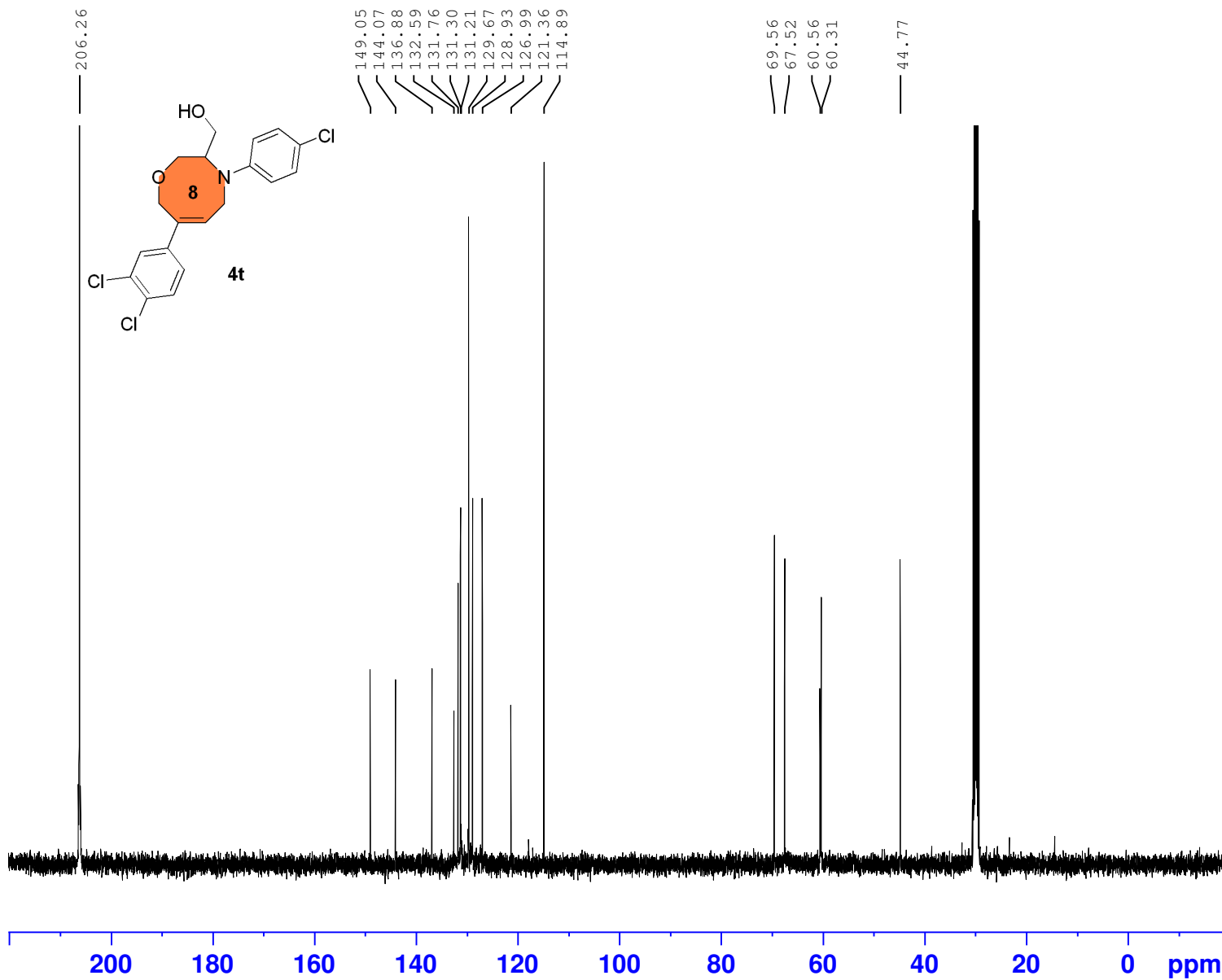
==== CHANNEL f1 =====
NUC1 1H
P1 9.90 usec
PLW1 23.00000000 W
SFO1 400.1924713 MHz

F2 - Processing parameters
SI 65536
SF 400.1900111 MHz
WDW EM
SSB 0
LB 0.30 Hz
GB 0
PC 1.00



2.06
1.10
2.05
2.05
1.00
1.18
2.09
1.21
3.21
3.12

ljx-3-96



Current Data Parameters
NAME 20230531-400M
EXPNO 202
PROCNO 1

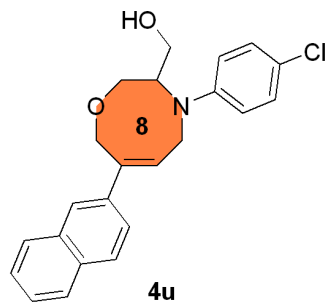
F2 - Acquisition Parameters
Date_ 20230531
Time 6.01
INSTRUM spect
PROBHD 5 mm PABBO BB-
PULPROG zgpg30
TD 65536
SOLVENT Acetone
NS 400
DS 4
SWH 24038.461 Hz
FIDRES 0.366798 Hz
AQ 1.3631488 sec
RG 193.13
DW 20.800 usec
DE 6.50 usec
TE 294.3 K
D1 2.00000000 sec
D11 0.03000000 sec
TD0 1

==== CHANNEL f1 =====
NUC1 13C
P1 12.00 usec
PLW1 53.00000000 W
SFO1 100.6379178 MHz

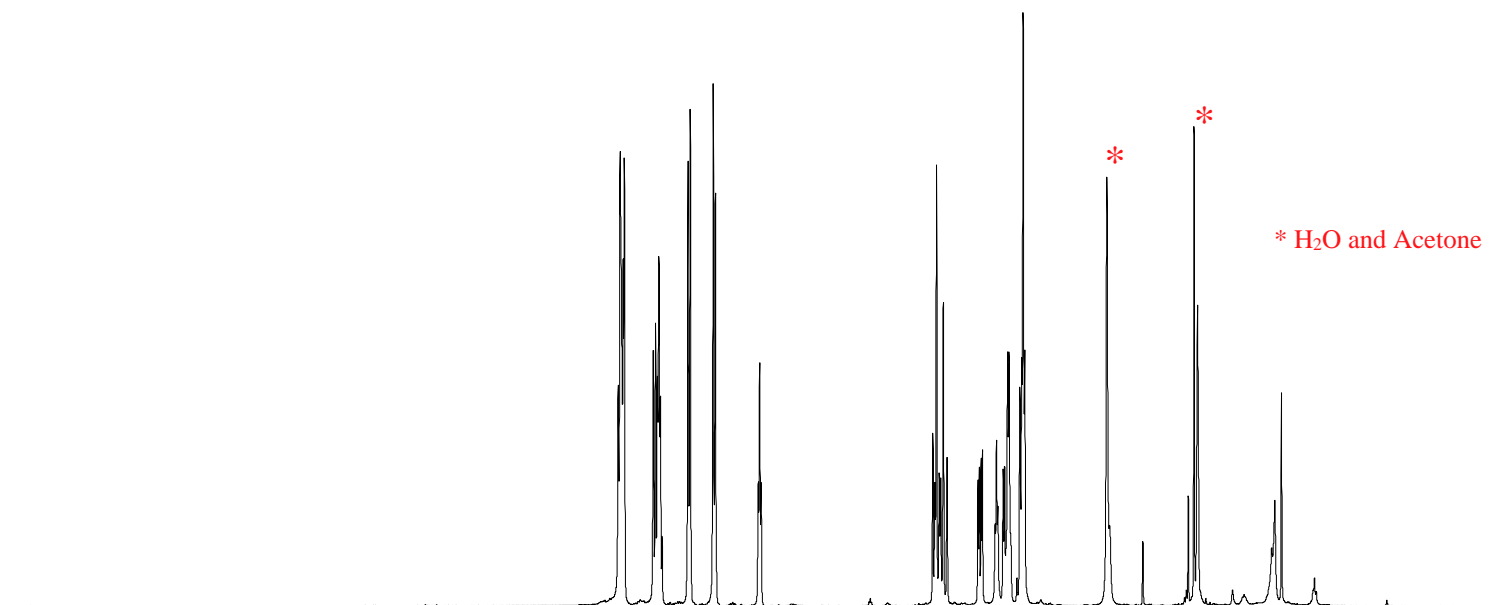
==== CHANNEL f2 =====
CPDPRG[2] waltz16
NUC2 1H
PCPD2 90.00 usec
PLW2 14.00000000 W
PLW12 0.37246999 W
PLW13 0.30170000 W
SFO2 400.1916008 MHz

F2 - Processing parameters
SI 32768
SF 100.6277699 MHz
WDW EM
SSB 0
LB 1.00 Hz
GB 0
PC 1.40

ljx-3-94



7.881
7.862
7.831
7.820
7.528
7.507
7.488
7.471
7.457
7.440
7.178
7.156
6.925
6.903
6.471
6.457
6.443
4.715
4.694
4.678
4.651
4.636
4.609
4.572
4.260
4.247
4.229
4.216
4.007
3.992
3.962
3.948
3.839
3.820
3.806
3.790
2.049



4.06
3.10
1.96
2.02
1.00
3.04
1.01
2.05
3.03

Current Data Parameters
NAME 20230531-400M
EXPNO 207
PROCNO 1

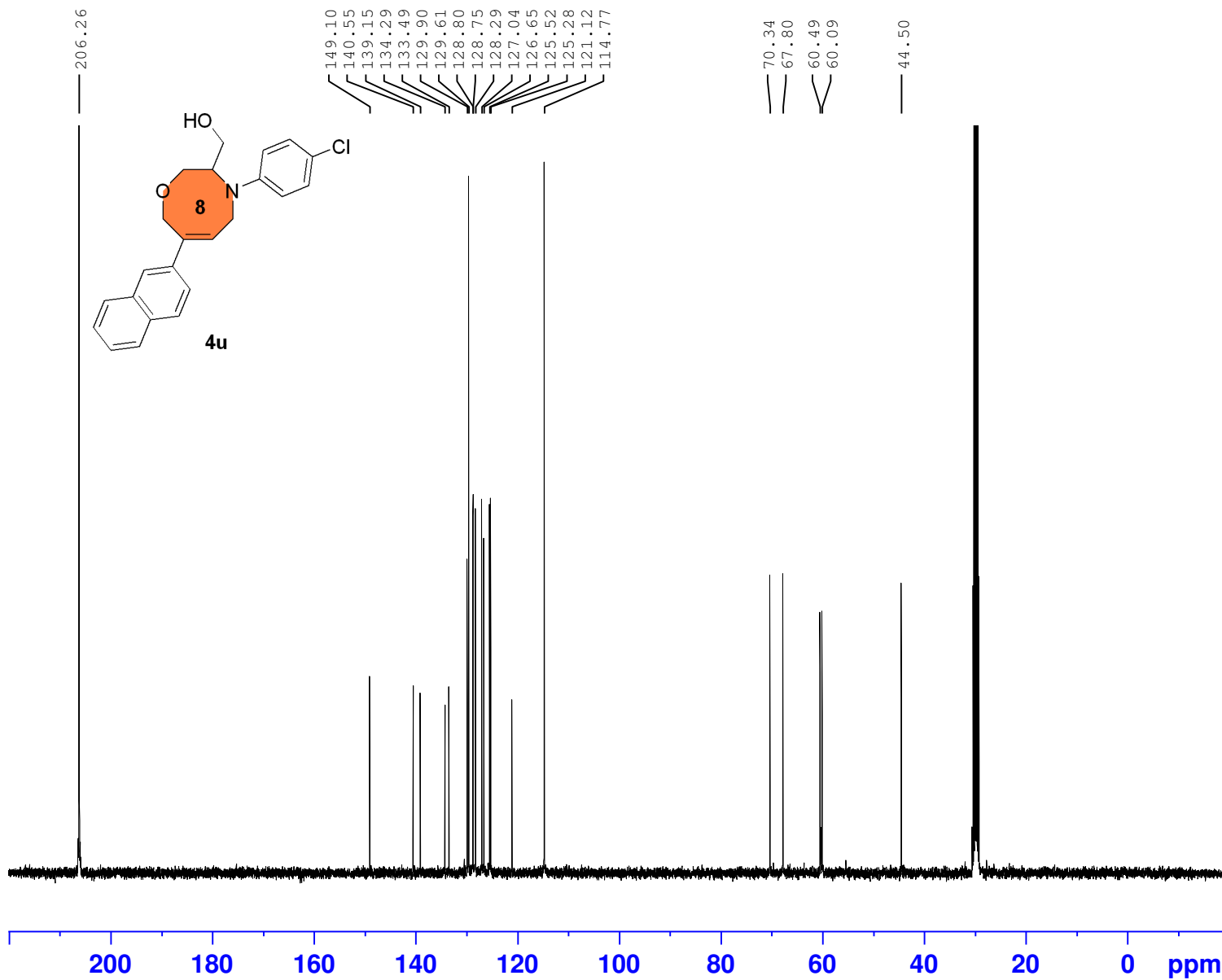
F2 - Acquisition Parameters
Date_ 20230531
Time 7.02
INSTRUM spect
PROBHD 5 mm PABBO BB-
PULPROG zg30
TD 65536
SOLVENT Acetone
NS 8
DS 2
SWH 8223.685 Hz
FIDRES 0.125483 Hz
AQ 3.9845889 sec
RG 68.24
DW 60.800 usec
DE 6.50 usec
TE 293.5 K
D1 1.00000000 sec
TD0 1

* H₂O and Acetone

==== CHANNEL f1 =====
NUC1 1H
P1 14.68 usec
PLW1 14.00000000 W
SFO1 400.1924713 MHz

F2 - Processing parameters
SI 65536
SF 400.1900131 MHz
WDW EM
SSB 0
LB 0.30 Hz
GB 0
PC 1.00

ljx-3-94



Current Data Parameters
NAME 20230531-400M
EXPNO 208
PROCNO 1

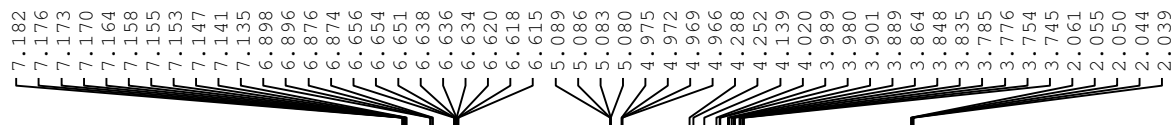
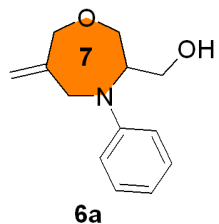
F2 - Acquisition Parameters
Date_ 20230531
Time 7.26
INSTRUM spect
PROBHD 5 mm PABBO BB-
PULPROG zgpg30
TD 65536
SOLVENT Acetone
NS 400
DS 4
SWH 24038.461 Hz
FIDRES 0.366798 Hz
AQ 1.3631488 sec
RG 193.13
DW 20.800 usec
DE 6.50 usec
TE 294.2 K
D1 2.00000000 sec
D11 0.03000000 sec
TD0 1

==== CHANNEL f1 =====
NUC1 13C
P1 12.00 usec
PLW1 53.00000000 W
SFO1 100.6379178 MHz

==== CHANNEL f2 =====
CPDPRG[2] waltz16
NUC2 1H
PCPD2 90.00 usec
PLW2 14.00000000 W
PLW12 0.37246999 W
PLW13 0.30170000 W
SFO2 400.1916008 MHz

F2 - Processing parameters
SI 32768
SF 100.6277767 MHz
WDW EM
SSB 0
LB 1.00 Hz
GB 0
PC 1.40

ljx-2-45



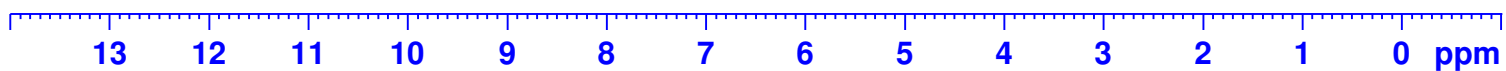
Current Data Parameters
NAME 20230610-400
EXPNO 11
PROCNO 1

F2 - Acquisition Parameters
Date_ 20230609
Time 23.04
INSTRUM spect
PROBHD 5 mm PADUL 13C
PULPROG zg30
TD 65536
SOLVENT Acetone
NS 6
DS 0
SWH 8223.685 Hz
FIDRES 0.125483 Hz
AQ 3.9845889 sec
RG 61.19
DW 60.800 usec
DE 6.50 usec
TE 291.4 K
D1 1.00000000 sec
TD0 1

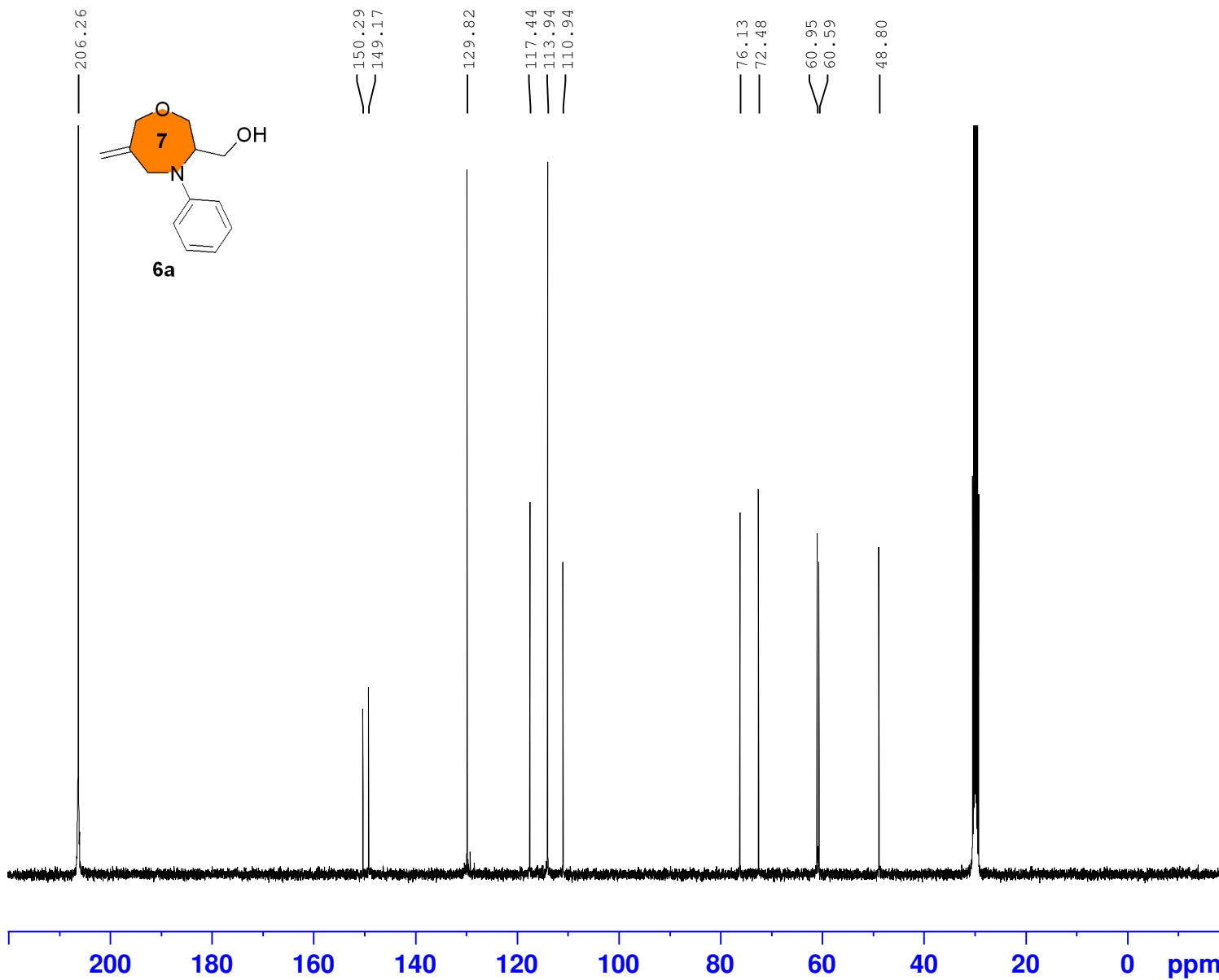
* H₂O and Acetone

==== CHANNEL f1 =====
NUC1 1H
P1 9.90 usec
PLW1 23.00000000 W
SFO1 400.1924713 MHz

F2 - Processing parameters
SI 65536
SF 400.1900111 MHz
WDW EM
SSB 0
LB 0.30 Hz
GB 0
PC 1.00



ljx-2-4-5



Current Data Parameters
NAME 20230614-400M
EXPNO 47
PROCNO 1

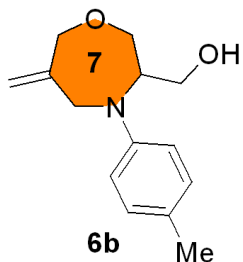
F2 - Acquisition Parameters
Date_ 20230614
Time 6.57
INSTRUM spect
PROBHD 5 mm PADUL 13C
PULPROG zgpg30
TD 65536
SOLVENT Acetone
NS 500
DS 4
SWH 24038.461 Hz
FIDRES 0.366798 Hz
AQ 1.3631488 sec
RG 44.2
DW 20.800 usec
DE 6.50 usec
TE 293.6 K
D1 2.00000000 sec
D11 0.03000000 sec
TD0 1

==== CHANNEL f1 =====
NUC1 13C
P1 9.80 usec
PLW1 47.40000153 W
SFO1 100.6379178 MHz

==== CHANNEL f2 =====
CPDPRG[2] waltz16
NUC2 1H
PCPD2 90.00 usec
PLW2 23.00000000 W
PLW12 0.30712000 W
PLW13 0.24877000 W
SFO2 400.1916008 MHz

F2 - Processing parameters
SI 32768
SF 100.6277780 MHz
WDW EM
SSB 0
LB 1.00 Hz
GB 0
PC 1.40

ljx-5-3



6.984
6.963
6.800
6.779
5.048
5.045
4.947
4.944
4.277
4.241
4.102
4.008
4.001
3.992
3.984
3.975
3.958
3.868
3.837
3.826
3.766
3.756
3.733
3.723
2.180
2.086
2.061
2.056
2.050
2.045
2.039
2.022
1.987
1.979
1.964

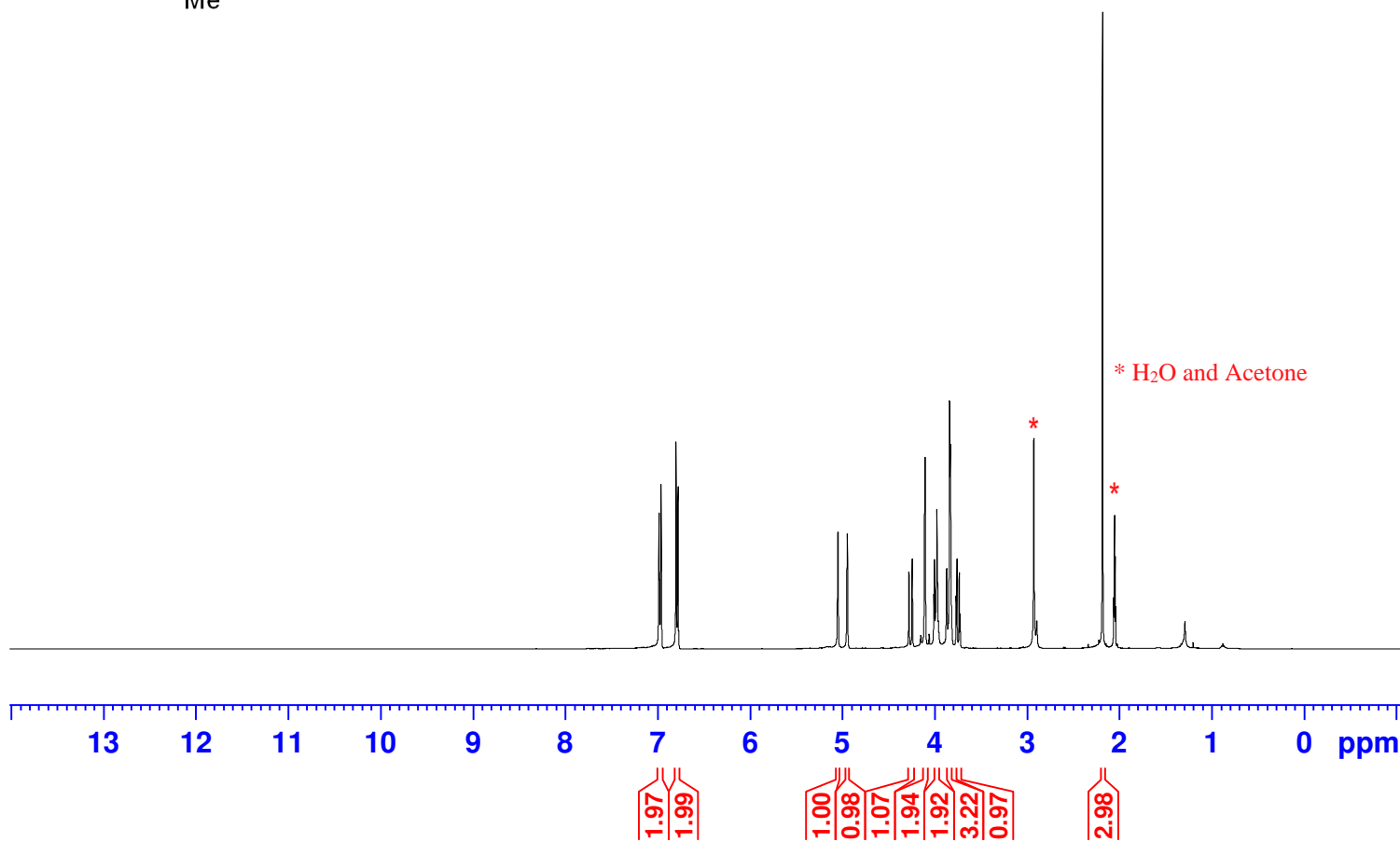


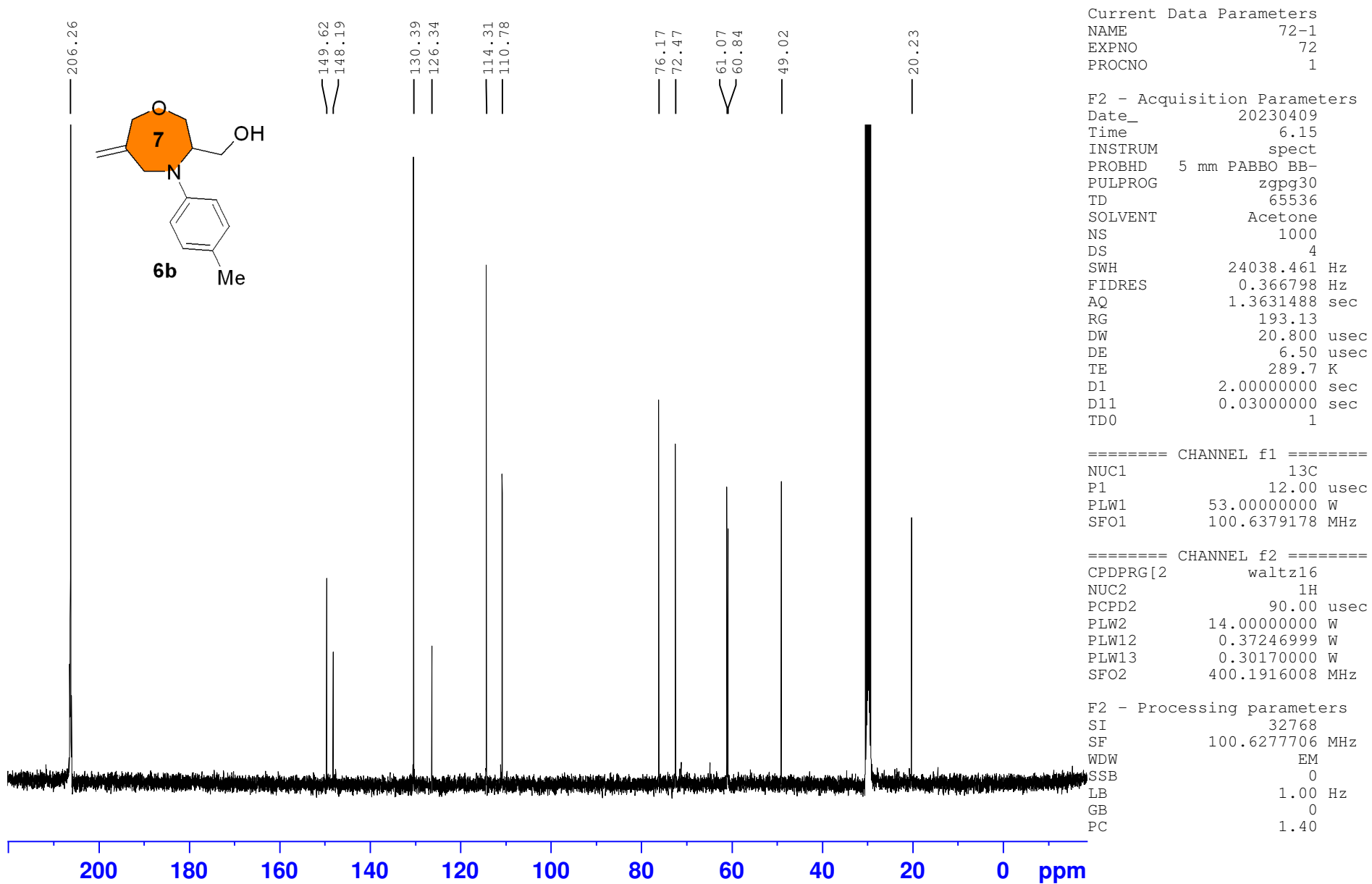
Current Data Parameters
NAME 2023-9-25-400
EXPNO 1
PROCNO 1

F2 - Acquisition Parameters
Date_ 20230924
Time 22.24
INSTRUM spect
PROBHD 5 mm PADUL 13C
PULPROG zg30
TD 65536
SOLVENT Acetone
NS 10
DS 2
SWH 8223.685 Hz
FIDRES 0.125483 Hz
AQ 3.9845889 sec
RG 75.43
DW 60.800 usec
DE 6.50 usec
TE 292.3 K
D1 1.00000000 sec
TD0 1

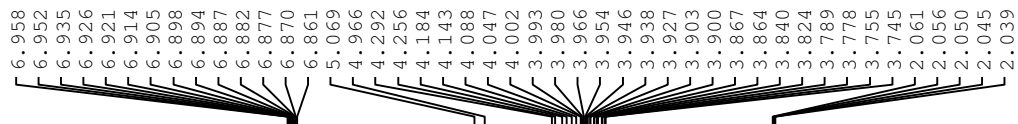
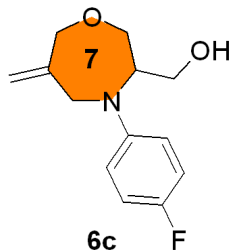
==== CHANNEL f1 =====
NUC1 1H
P1 9.90 usec
PLW1 23.00000000 W
SFO1 400.1924713 MHz

F2 - Processing parameters
SI 65536
SF 400.1900110 MHz
WDW EM
SSB 0
LB 0.30 Hz
GB 0
PC 1.00





ljx-3-63

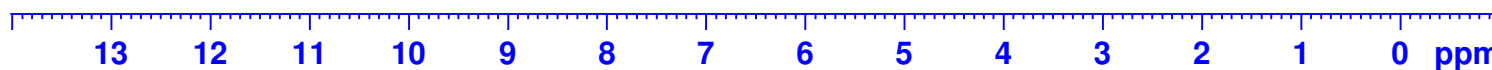
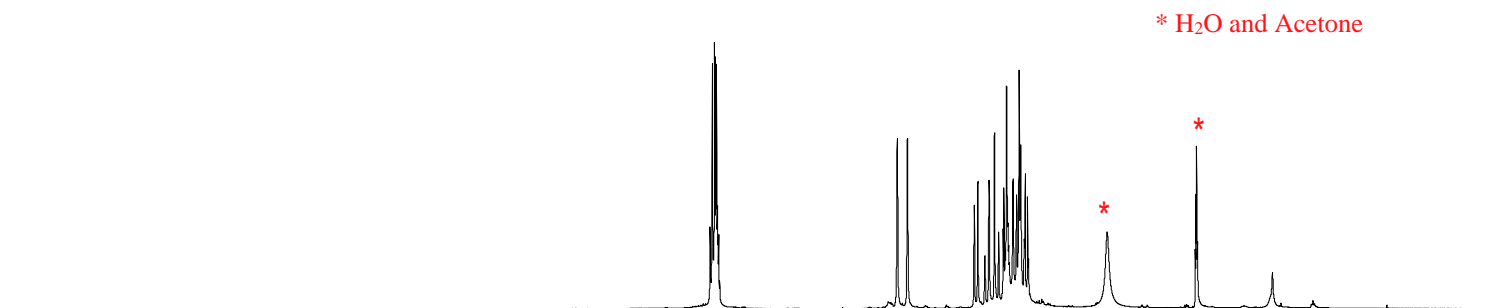


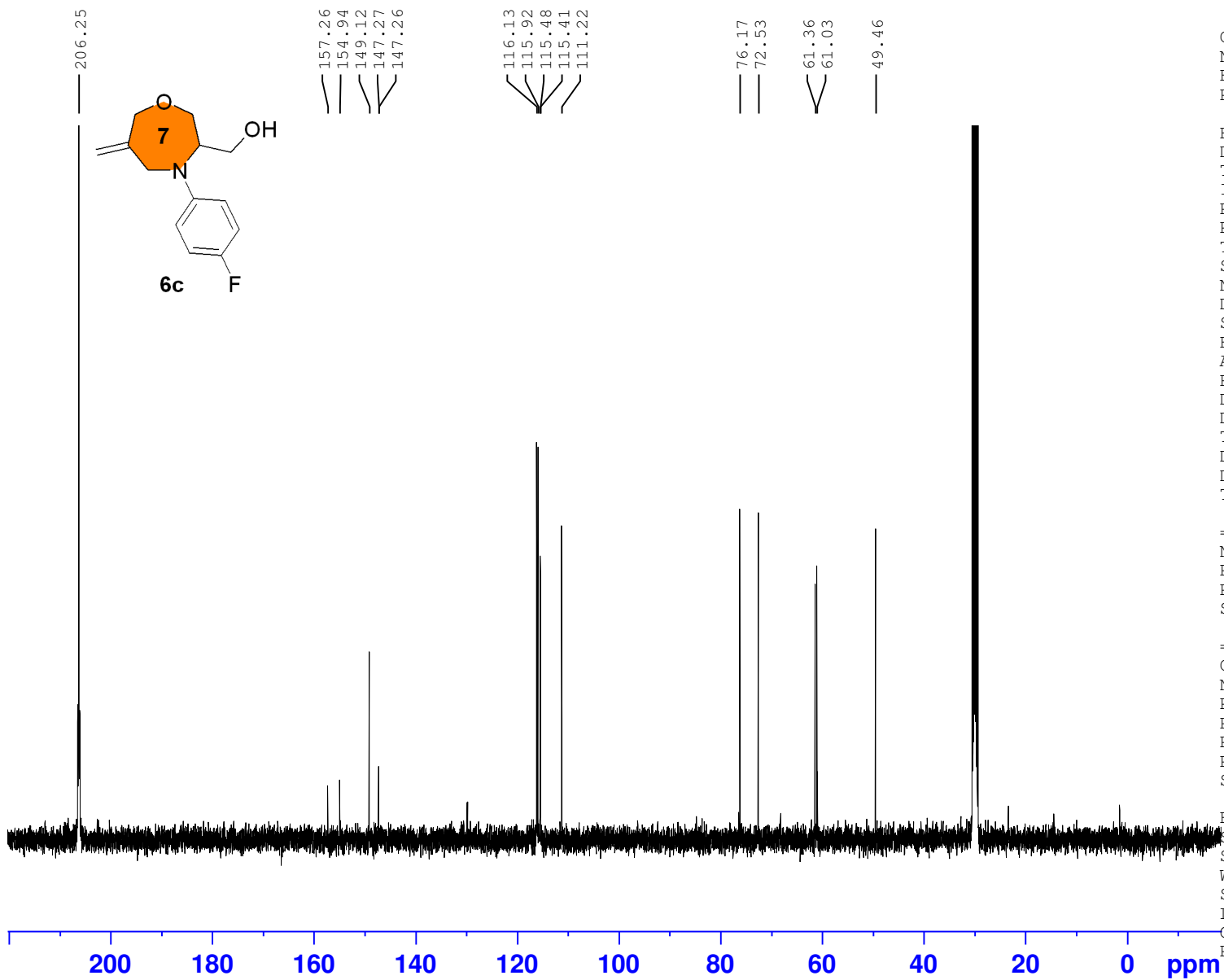
Current Data Parameters
NAME 2023-9-27-400
EXPNO 7
PROCNO 1

F2 - Acquisition Parameters
Date_ 20230926
Time 23.21
INSTRUM spect
PROBHD 5 mm PADUL 13C
PULPROG zg30
TD 65536
SOLVENT Acetone
NS 8
DS 2
SWH 8223.685 Hz
FIDRES 0.125483 Hz
AQ 3.9845889 sec
RG 75.43
DW 60.800 usec
DE 6.50 usec
TE 291.6 K
D1 1.00000000 sec
TD0 1

==== CHANNEL f1 =====
NUC1 1H
P1 9.90 usec
PLW1 23.00000000 W
SFO1 400.1924713 MHz

F2 - Processing parameters
SI 65536
SF 400.1900110 MHz
WDW EM
SSB 0
LB 0.30 Hz
GB 0
PC 1.00





Current Data Parameters
 NAME ljxNMR
 EXPNO 53
 PROCNO 1

F2 - Acquisition Parameters
 Date_ 20230422
 Time 6.18
 INSTRUM spect
 PROBHD 5 mm PABBO BB-
 PULPROG zgpg30
 TD 65536
 SOLVENT Acetone
 NS 900
 DS 4
 SWH 24038.461 Hz
 FIDRES 0.366798 Hz
 AQ 1.3631488 sec
 RG 193.13
 DW 20.800 usec
 DE 6.50 usec
 TE 290.9 K
 D1 2.00000000 sec
 D11 0.03000000 sec
 TD0 1


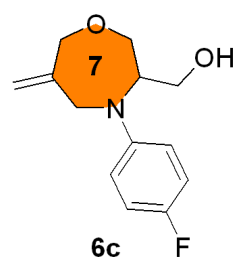
==== CHANNEL f1 =====
 NUC1 13C
 P1 12.00 usec
 PLW1 53.00000000 W
 SFO1 100.6379178 MHz

==== CHANNEL f2 =====
 CPDPRG[2] waltz16
 NUC2 1H
 PCPD2 90.00 usec
 PLW2 14.00000000 W
 PLW12 0.37246999 W
 PLW13 0.30170000 W
 SFO2 400.1916008 MHz

F2 - Processing parameters
 SI 32768
 SF 100.6277688 MHz
 WDW EM
 SSB 0
 LB 1.00 Hz
 GB 0
 PC 1.40

¹⁹F NMR

LJX-3-63

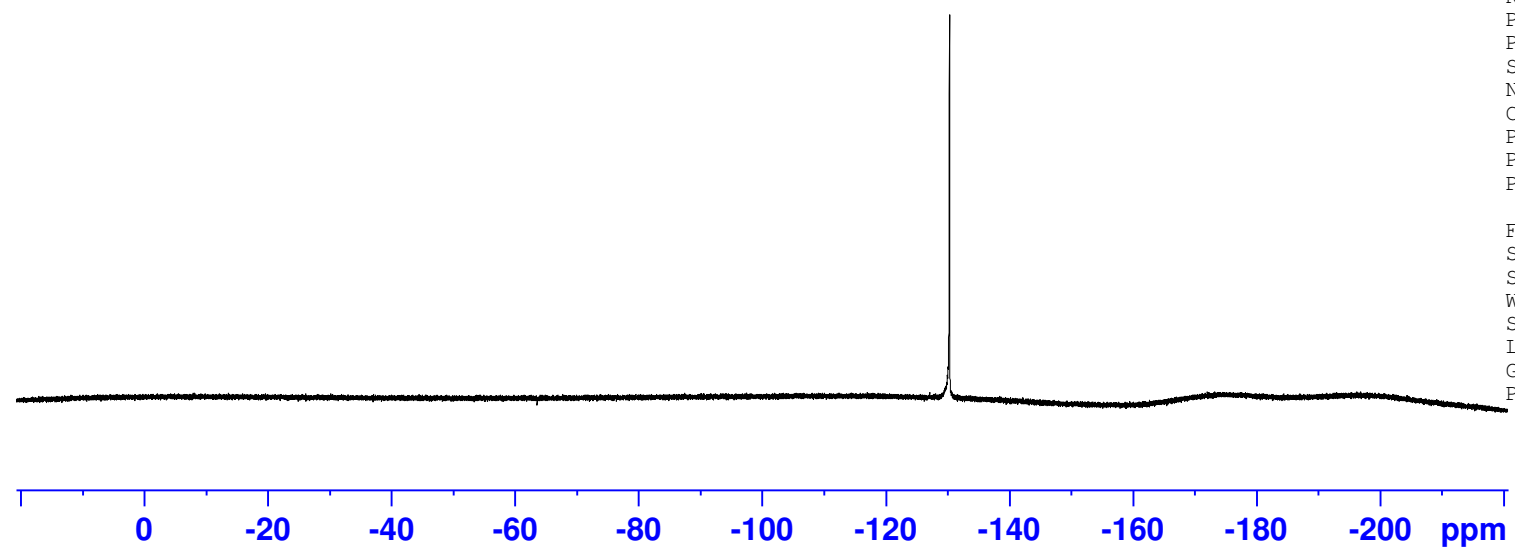


Current Data Parameters
NAME 0927HH
EXPNO 6
PROCNO 1

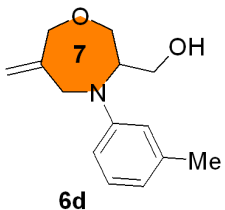
F2 - Acquisition Parameters
Date_ 20230927
Time 16.32 h
INSTRUM Avance
PROBHD z116098_0833 (
PULPROG zgig
TD 131072
SOLVENT Acetone
NS 16
DS 4
SWH 90909.094 Hz
FIDRES 1.387163 Hz
AQ 0.7208960 sec
RG 101
DW 5.500 usec
DE 6.50 usec
TE 294.5 K
D1 1.00000000 sec
D11 0.03000000 sec
TD0 1
SFO1 376.4607164 MHz
NUC1 19F
P1 18.00 usec
PLW1 16.73100090 W
SFO2 400.1316005 MHz
NUC2 1H
CPDPRG[2] waltz16
PCPD2 90.00 usec
PLW2 20.73200035 W
PLW12 0.25595000 W

F2 - Processing parameters
SI 65536
SF 376.4983662 MHz
WDW EM
SSB 0
LB 0.30 Hz
GB 0
PC 1.00

-130.373



LJX-3-53



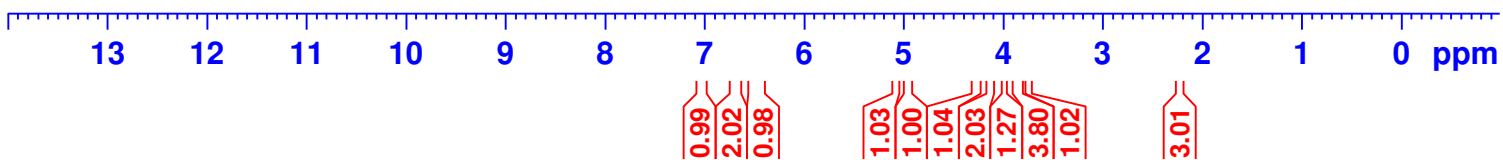
7.051
7.031
7.012
6.723
6.692
6.686
6.671
6.665
6.481
6.463
5.078
5.076
4.964
4.962
4.281
4.246
4.124
4.013
3.982
3.974
3.881
3.868
3.857
3.852
3.842
3.836
3.824
3.771
3.763
3.740
3.732
2.232
2.061
2.055
2.050
2.044
2.039

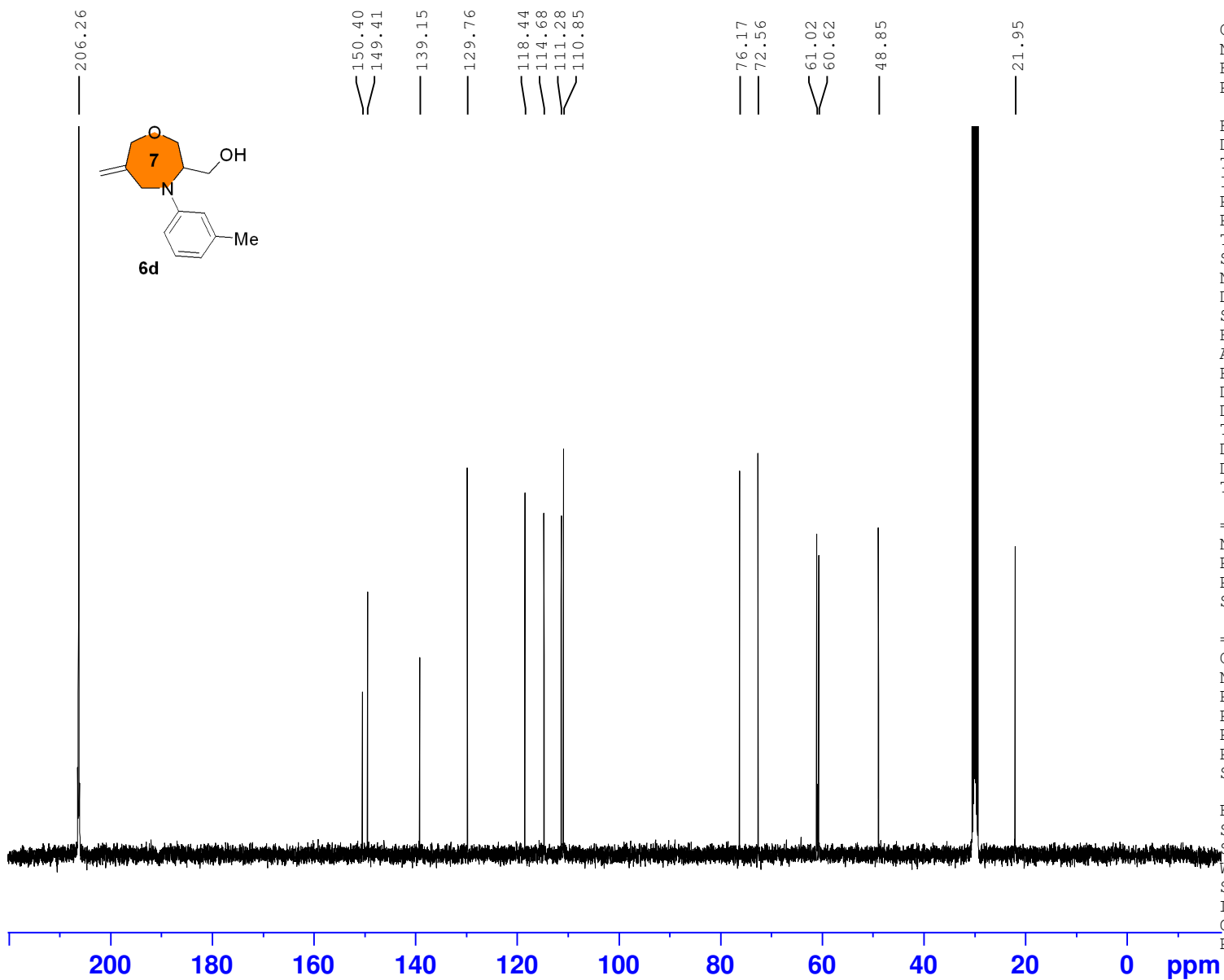
Current Data Parameters
NAME 230407-400M
EXPNO 30
PROCNO 1

F2 - Acquisition Parameters
Date_ 20230408
Time 8.35
INSTRUM spect
PROBHD 5 mm PABBO BB-
PULPROG zg30
TD 65536
SOLVENT Acetone
NS 8
DS 2
SWH 8223.685 Hz
FIDRES 0.125483 Hz
AQ 3.9845889 sec
RG 113.67
DW 60.800 usec
DE 6.50 usec
TE 289.5 K
D1 1.00000000 sec
TD0 1

==== CHANNEL f1 =====
NUC1 1H
P1 14.68 usec
PLW1 14.00000000 W
SFO1 400.1924713 MHz

F2 - Processing parameters
SI 65536
SF 400.1900123 MHz
WDW EM
SSB 0
LB 0.30 Hz
GB 0
PC 1.00





Current Data Parameters
 NAME 230407-400M
 EXPNO 31
 PROCNO 1

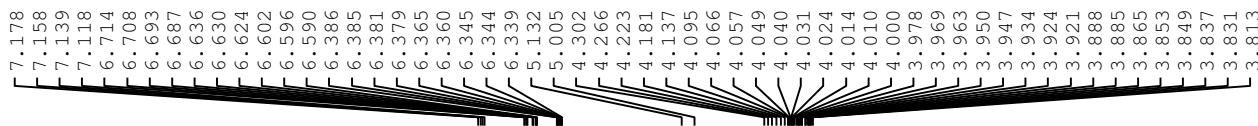
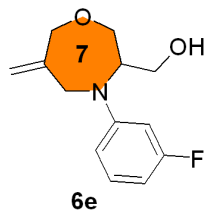
F2 - Acquisition Parameters
 Date_ 20230408
 Time 9.05
 INSTRUM spect
 PROBHD 5 mm PABBO BB-
 PULPROG zgpg30
 TD 65536
 SOLVENT Acetone
 NS 500
 DS 4
 SWH 24038.461 Hz
 FIDRES 0.366798 Hz
 AQ 1.3631488 sec
 RG 193.13
 DW 20.800 usec
 DE 6.50 usec
 TE 290.1 K
 D1 2.00000000 sec
 D11 0.03000000 sec
 TD0 1

===== CHANNEL f1 =====
 NUC1 13C
 P1 12.00 usec
 PLW1 53.00000000 W
 SFO1 100.6379178 MHz

===== CHANNEL f2 =====
 CPDPRG[2] waltz16
 NUC2 1H
 PCPD2 90.00 usec
 PLW2 14.00000000 W
 PLW12 0.37246999 W
 PLW13 0.30170000 W
 SFO2 400.1916008 MHz

F2 - Processing parameters
 SI 32768
 SF 100.6277717 MHz
 WDW EM
 SSB 0
 LB 1.00 Hz
 GB 0
 PC 1.40

ljx-5-5

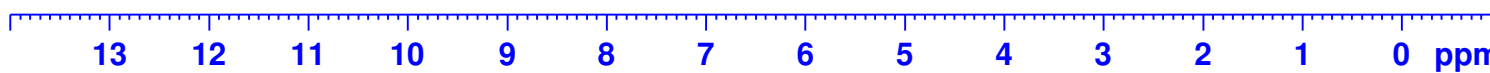



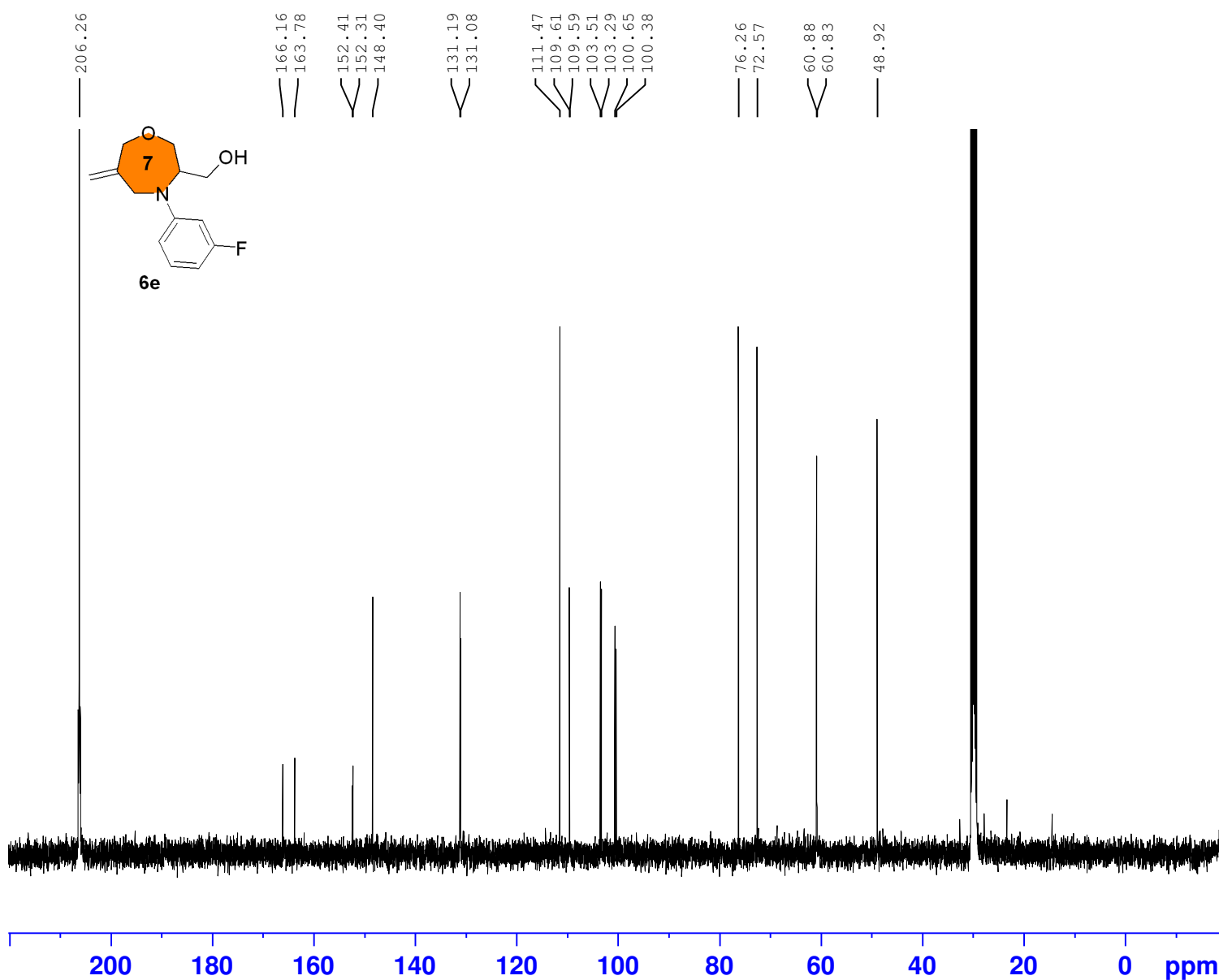
Current Data Parameters
NAME 20231028-400M
EXPNO 4
PROCNO 1

F2 - Acquisition Parameters
Date_ 20231027
Time 21.55
INSTRUM spect
PROBHD 5 mm PADUL 13C
PULPROG zg30
TD 65536
SOLVENT Acetone
NS 8
DS 0
SWH 8223.685 Hz
FIDRES 0.125483 Hz
AQ 3.9845889 sec
RG 75.43
DW 60.800 usec
DE 6.50 usec
TE 292.4 K
D1 1.00000000 sec
TD0 1

==== CHANNEL f1 =====
NUC1 1H
P1 9.90 usec
PLW1 23.00000000 W
SFO1 400.1924713 MHz

F2 - Processing parameters
SI 65536
SF 400.1900112 MHz
WDW EM
SSB 0
LB 0.30 Hz
GB 0
PC 1.00





Current Data Parameters
 NAME ljxnMR
 EXPNO 57
 PROCNO 1

F2 - Acquisition Parameters
 Date_ 20230422
 Time 8.12
 INSTRUM spect
 PROBHD 5 mm PABBO BB-
 PULPROG zgpg30
 TD 65536
 SOLVENT Acetone
 NS 900
 DS 4
 SWH 24038.461 Hz
 FIDRES 0.366798 Hz
 AQ 1.3631488 sec
 RG 193.13
 DW 20.800 usec
 DE 6.50 usec
 TE 290.6 K
 D1 2.00000000 sec
 D11 0.03000000 sec
 TD0 1

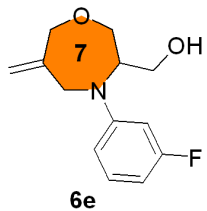
==== CHANNEL f1 =====
 NUC1 13C
 P1 12.00 usec
 PLW1 53.00000000 W
 SFO1 100.6379178 MHz

==== CHANNEL f2 =====
 CPDPRG[2] waltz16
 NUC2 1H
 PCPD2 90.00 usec
 PLW2 14.00000000 W
 PLW12 0.37246999 W
 PLW13 0.30170000 W
 SFO2 400.1916008 MHz

F2 - Processing parameters
 SI 32768
 SF 100.6277688 MHz
 WDW EM
 SSB 0
 LB 1.00 Hz
 GB 0
 PC 1.40

¹⁹F NMR

LJX-3-65

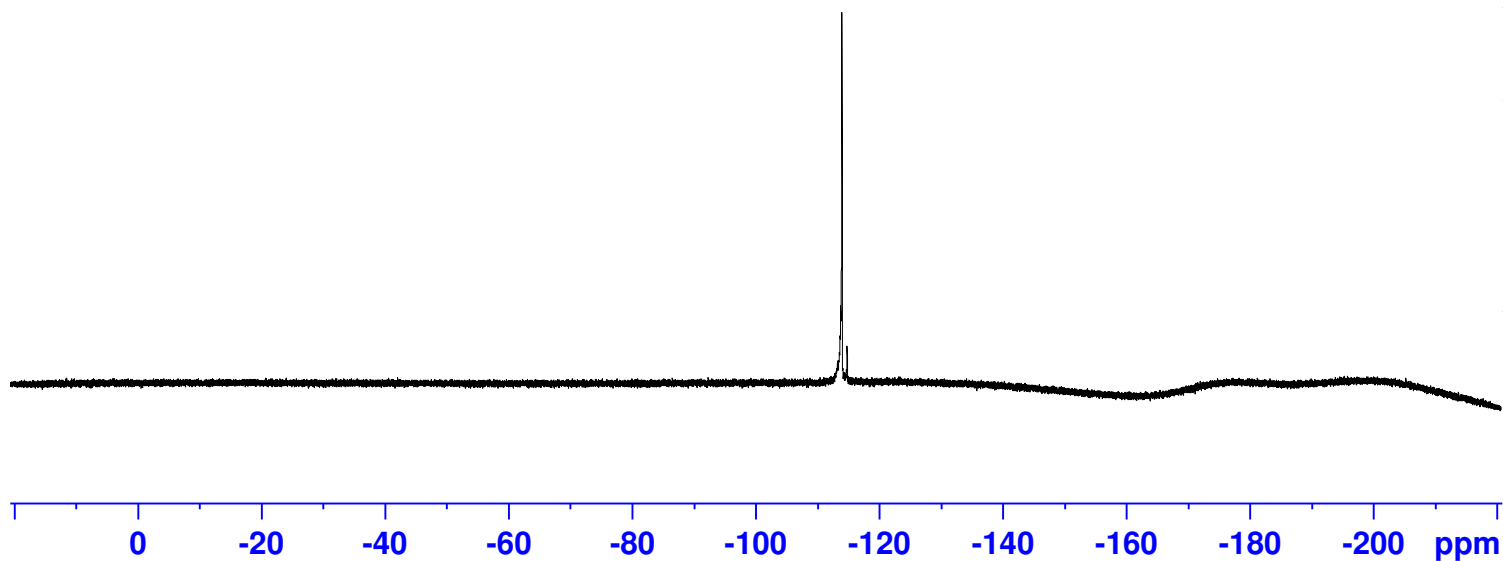


Current Data Parameters
NAME 0927HH
EXPNO 7
PROCNO 1

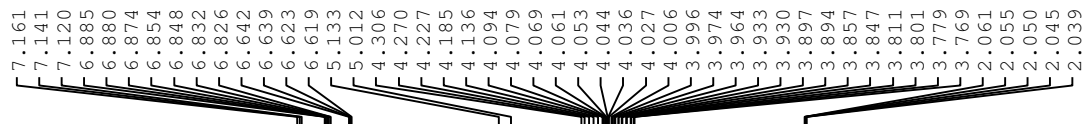
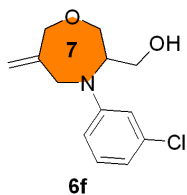
F2 - Acquisition Parameters
Date_ 20230927
Time 16.36 h
INSTRUM Avance
PROBHD z116098_0833 (
PULPROG zgig
TD 131072
SOLVENT Acetone
NS 16
DS 4
SWH 90909.094 Hz
FIDRES 1.387163 Hz
AQ 0.7208960 sec
RG 101
DW 5.500 usec
DE 6.50 usec
TE 294.4 K
D1 1.00000000 sec
D11 0.03000000 sec
TD0 1
SFO1 376.4607164 MHz
NUC1 19F
P1 18.00 usec
PLW1 16.73100090 W
SFO2 400.1316005 MHz
NUC2 1H
CPDPRG[2] waltz16
PCPD2 90.00 usec
PLW2 20.73200035 W
PLW12 0.25595000 W

F2 - Processing parameters
SI 65536
SF 376.4983662 MHz
WDW EM
SSB 0
LB 0.30 Hz
GB 0
PC 1.00

-113.961



ljx-3-37



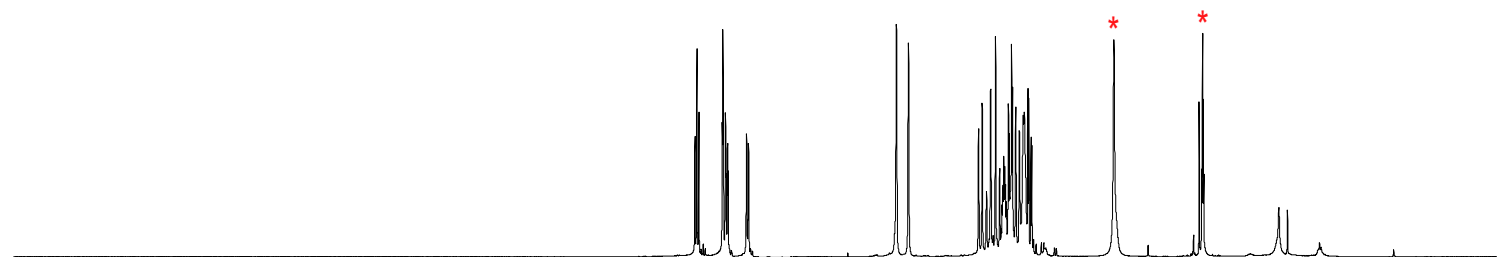
Current Data Parameters
NAME 2023-9-27-400
EXPNO 4
PROCNO 1

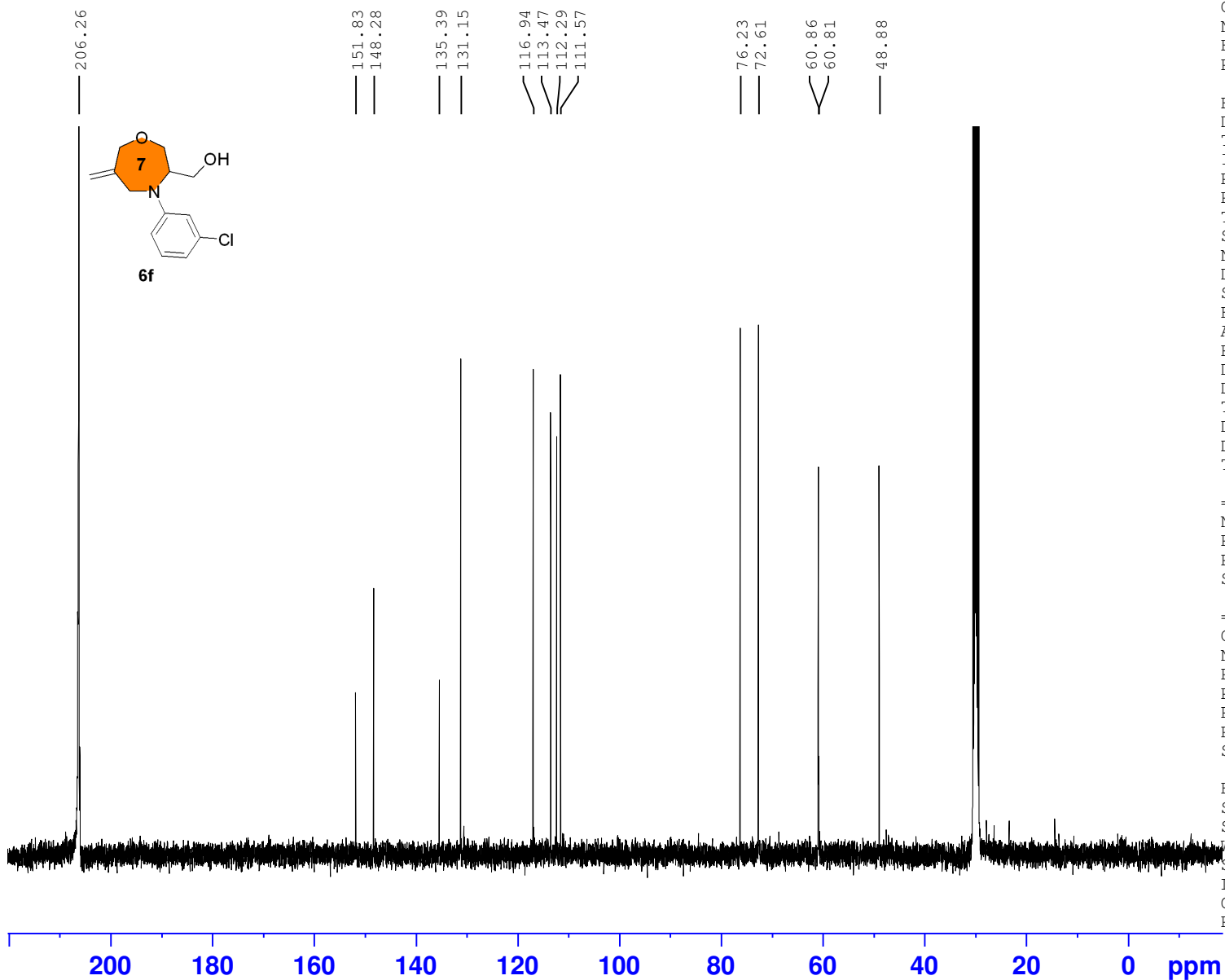
F2 - Acquisition Parameters
Date_ 20230926
Time 23.07
INSTRUM spect
PROBHD 5 mm PADUL 13C
PULPROG zg30
TD 65536
SOLVENT Acetone
NS 8
DS 2
SWH 8223.685 Hz
FIDRES 0.125483 Hz
AQ 3.9845889 sec
RG 75.43
DW 60.800 usec
DE 6.50 usec
TE 291.3 K
D1 1.00000000 sec
TD0 1

==== CHANNEL f1 =====
NUC1 1H
P1 9.90 usec
PLW1 23.00000000 W
SFO1 400.1924713 MHz

F2 - Processing parameters
SI 65536
SF 400.1900110 MHz
WDW EM
SSB 0
LB 0.30 Hz
GB 0
PC 1.00

* H₂O and Acetone





Current Data Parameters
 NAME 2023.0507
 EXPNO 10
 PROCNO 1

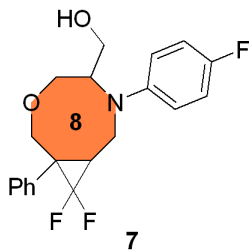
F2 - Acquisition Parameters
 Date_ 20230507
 Time 22.07
 INSTRUM spect
 PROBHD 5 mm PABBO BB-
 PULPROG zgpg30
 TD 65536
 SOLVENT Acetone
 NS 1000
 DS 4
 SWH 24038.461 Hz
 FIDRES 0.366798 Hz
 AQ 1.3631488 sec
 RG 193.13
 DW 20.800 usec
 DE 6.50 usec
 TE 291.9 K
 D1 2.00000000 sec
 D11 0.03000000 sec
 TD0 1

==== CHANNEL f1 =====
 NUC1 13C
 P1 12.00 usec
 PLW1 53.00000000 W
 SFO1 100.6379178 MHz

==== CHANNEL f2 =====
 CPDPRG[2] waltz16
 NUC2 1H
 PCPD2 90.00 usec
 PLW2 14.00000000 W
 PLW12 0.37246999 W
 PLW13 0.30170000 W
 SFO2 400.1916008 MHz

F2 - Processing parameters
 SI 32768
 SF 100.6277690 MHz
 WDW EM
 SSB 0
 LB 1.00 Hz
 GB 0
 PC 1.40

ljx-3-100



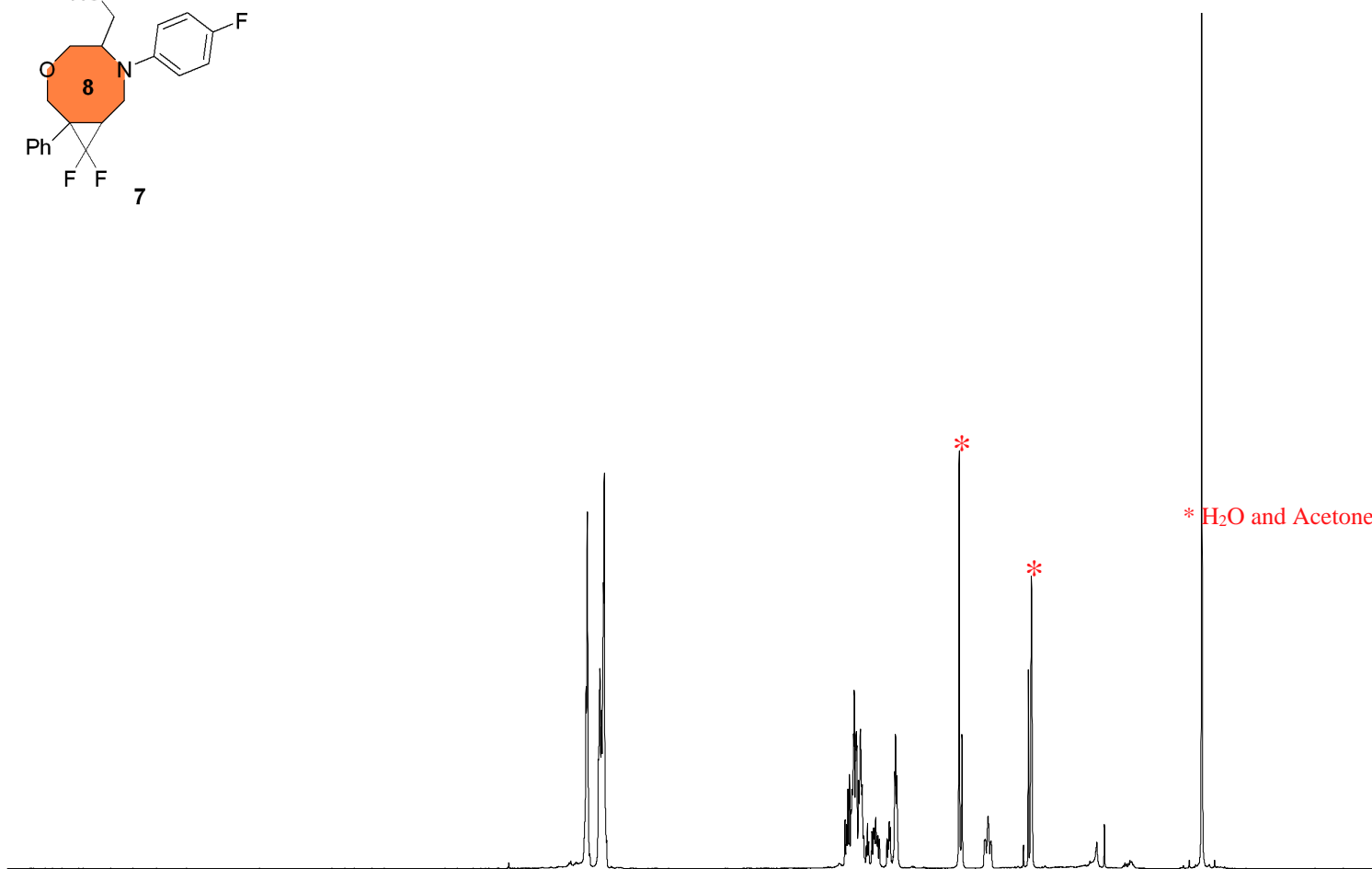
7.246
7.231
7.102
7.084
7.062
7.051
7.047
7.041
7.034
4.225
4.207
4.191
4.174
4.155
4.145
4.138
4.125
4.117
4.094
4.086
4.068
4.045
4.024
4.010
3.911
3.894
3.883
3.867
3.853
3.841
3.824
3.736
3.721
3.710
3.694
3.645
3.636
3.619
2.600
2.589
2.556
2.527
2.055
2.050
2.044

Current Data Parameters
NAME 2023-5-27-400
EXPNO 30
PROCNO 1

F2 - Acquisition Parameters
Date_ 20230527
Time 2.15
INSTRUM spect
PROBHD 5 mm PABBO BB-
PULPROG zg30
TD 65536
SOLVENT Acetone
NS 8
DS 2
SWH 8223.685 Hz
FIDRES 0.125483 Hz
AQ 3.9845889 sec
RG 100.49
DW 60.800 usec
DE 6.50 usec
TE 292.4 K
D1 1.00000000 sec
TD0 1

==== CHANNEL f1 =====
NUC1 1H
P1 14.68 usec
PLW1 14.00000000 W
SFO1 400.1924713 MHz

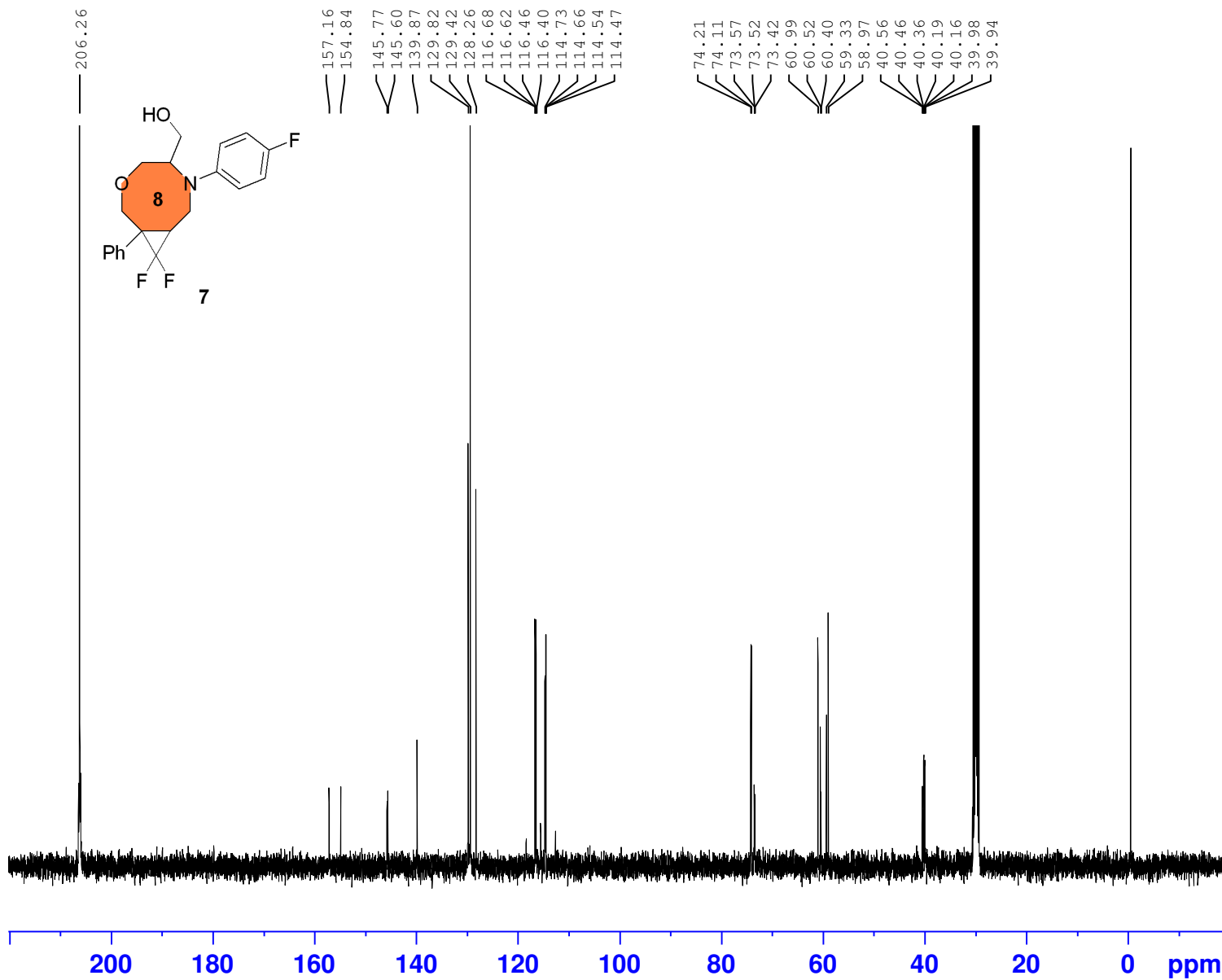
F2 - Processing parameters
SI 65536
SF 400.1900128 MHz
WDW EM
SSB 0
LB 0.30 Hz
GB 0
PC 1.00



13 12 11 10 9 8 7 6 5 4 3 2 1 0 ppm

9.00
1.05
5.02
1.09
2.02
1.03

ljx-3-100



Current Data Parameters
NAME 2023-5-27-400
EXPNO 31
PROCNO 1

F2 - Acquisition Parameters
Date_ 20230527
Time 2.39
INSTRUM spect
PROBHD 5 mm PABBO BB-
PULPROG zgpg30
TD 65536
SOLVENT Acetone
NS 400
DS 4
SWH 24038.461 Hz
FIDRES 0.366798 Hz
AQ 1.3631488 sec
RG 193.13
DW 20.800 usec
DE 6.50 usec
TE 293.0 K
D1 2.00000000 sec
D11 0.03000000 sec
TD0 1

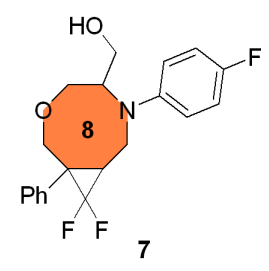
==== CHANNEL f1 =====
NUC1 13C
P1 12.00 usec
PLW1 53.00000000 W
SFO1 100.6379178 MHz

==== CHANNEL f2 =====
CPDPRG[2] waltz16
NUC2 1H
PCPD2 90.00 usec
PLW2 14.00000000 W
PLW12 0.37246999 W
PLW13 0.30170000 W
SFO2 400.1916008 MHz

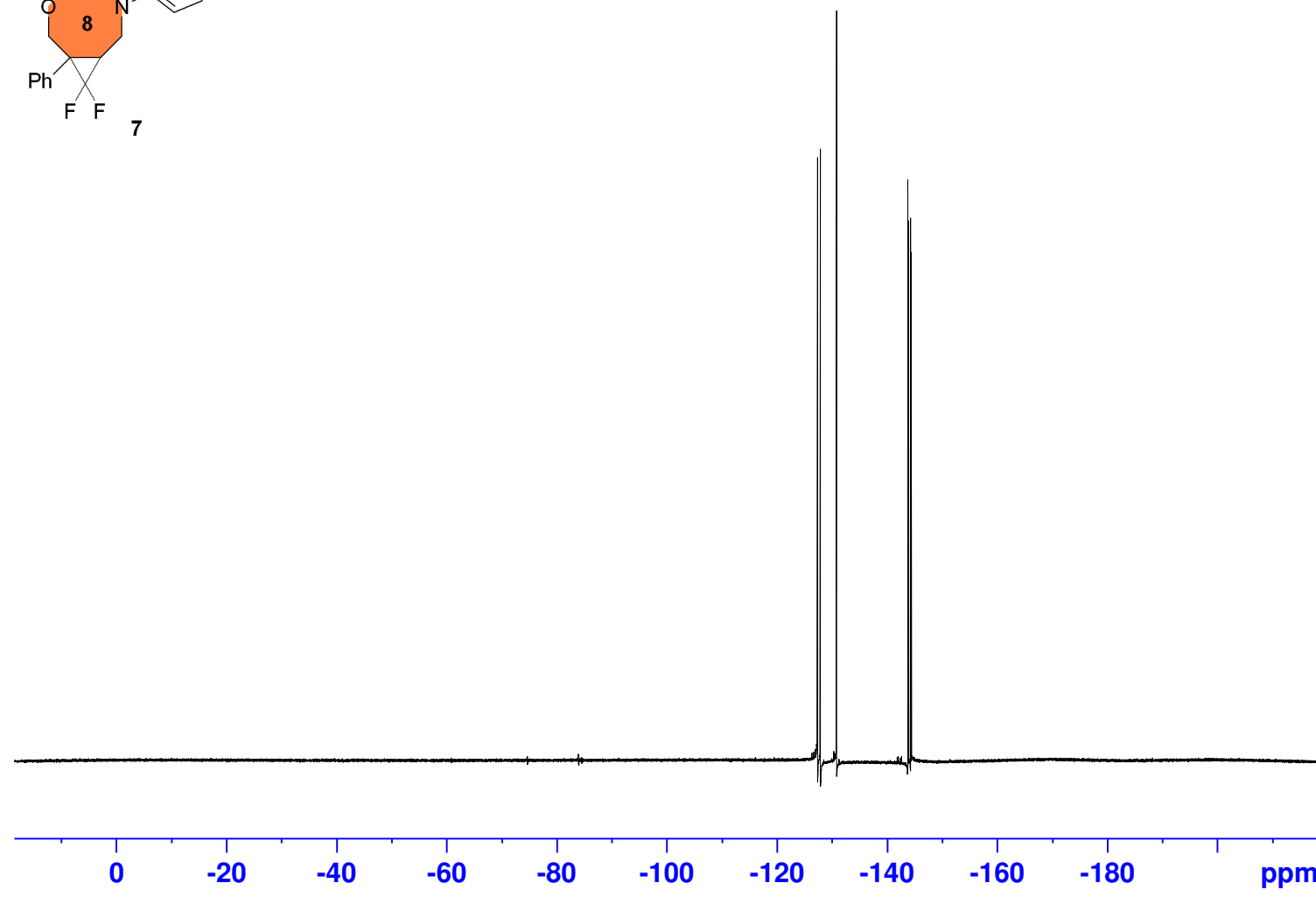
F2 - Processing parameters
SI 32768
SF 100.6277670 MHz
WDW EM
SSB 0
LB 1.00 Hz
GB 0
PC 1.40

¹⁹F NMR

ljx-3-100



-127.40
-127.41
-127.94
-127.96
-130.84
-130.87
-143.80
-143.90
-144.35
-144.44



Current Data Parameters
NAME 20230531-300M
EXPNO 93
PROCNO 1

F2 - Acquisition Parameters
Date_ 20230531
Time 13.51
INSTRUM spect
PROBHD 5 mm PABBO BB-
PULPROG zgfhigqn.2
TD 131072
SOLVENT Acetone
NS 16
DS 4
SWH 66964.289 Hz
FIDRES 0.510897 Hz
AQ 0.9786710 sec
RG 203
DW 7.467 usec
DE 6.50 usec
TE 296.7 K
D1 1.00000000 sec
D11 0.03000000 sec
D12 0.00002000 sec
TD0 1

==== CHANNEL f1 =====
SFO1 282.3761148 MHz
NUC1 19F
P1 14.50 usec
PLW1 10.399999962 W

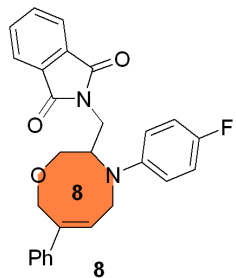
==== CHANNEL f2 =====
SFO2 300.1312005 MHz
NUC2 1H
CPDPRG[2] waltz16
PCPD2 90.00 usec
PLW2 14.00000000 W
PLW12 0.17284000 W

F2 - Processing parameters
SI 65536
SF 282.4043552 MHz
WDW EM
SSB 0
LB 0.30 Hz
GB 0
PC 1.00

ljx-4-39



7.842
7.835
7.831
7.825
7.819
7.810
7.804
7.798
7.794
7.788
7.788
7.735
7.731
7.714
7.707
7.293
7.288
7.286
7.272
7.265
7.259
7.257
7.255
7.250
6.845
6.829
6.808
6.367
6.351
6.335
4.813
4.796
4.770
4.753
4.697
4.658
4.516
4.477
4.302
4.296
4.212
4.200
4.181
4.169
4.127
4.105
4.092
4.070
3.918
3.902
3.889
3.883
3.874
3.867
3.853
3.846
3.831
3.787
3.781
3.756
3.750
2.086
2.061
2.055
2.050
2.044
2.039

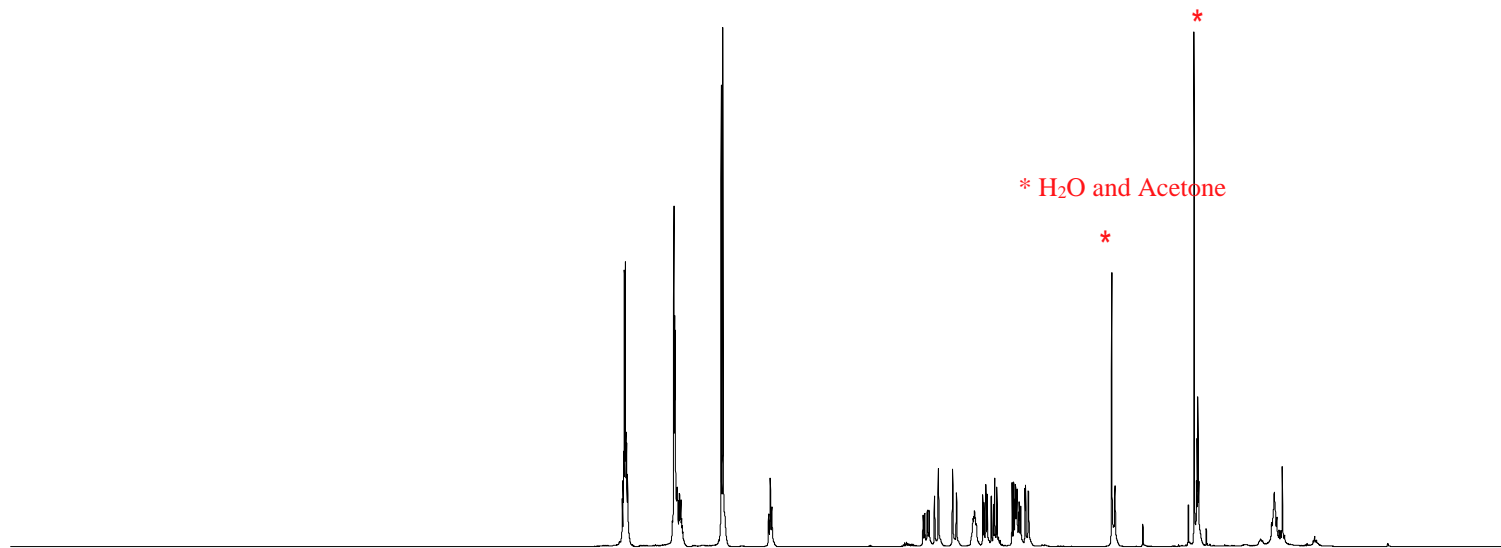


Current Data Parameters
 NAME 2023-9-19-400
 EXPNO 27
 PROCNO 1

F2 - Acquisition Parameters
 Date_ 20230918
 Time 23.26
 INSTRUM spect
 PROBHD 5 mm PADUL 13C
 PULPROG zg30
 TD 65536
 SOLVENT Acetone
 NS 8
 DS 2
 SWH 8223.685 Hz
 FIDRES 0.125483 Hz
 AQ 3.9845889 sec
 RG 68.24
 DW 60.800 usec
 DE 6.50 usec
 TE 289.9 K
 D1 1.00000000 sec
 TD0 1

==== CHANNEL f1 =====
 NUC1 1H
 P1 9.90 usec
 PLW1 23.00000000 W
 SFO1 400.1924713 MHz

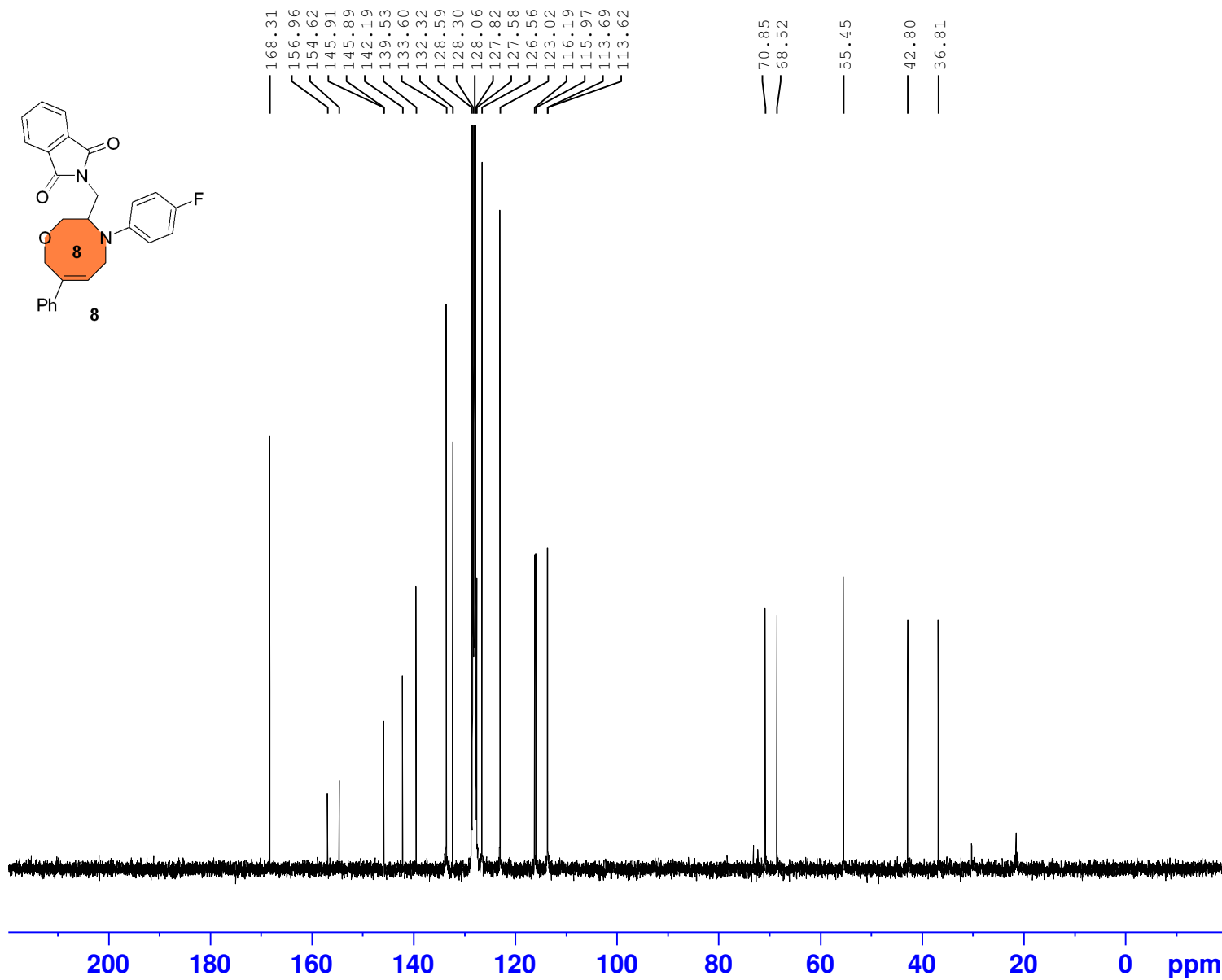
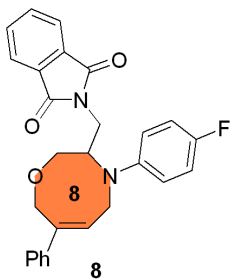
F2 - Processing parameters
 SI 65536
 SF 400.1900112 MHz
 WDW EM
 SSB 0
 LB 0.30 Hz
 GB 0
 PC 1.00



13 12 11 10 9 8 7 6 5 4 3 2 1 0 ppm

4.10
5.29
4.03
1.00
1.09
1.04
1.07
2.29
2.21
1.00

ljx-4-39



Current Data Parameters
NAME 20230701-400m
EXPNO 49
PROCNO 1

F2 - Acquisition Parameters
Date_ 20230701
Time 2.58
INSTRUM spect
PROBHD 5 mm PADUL 13C
PULPROG zgpg30
TD 65536
SOLVENT C6D6
NS 500
DS 4
SWH 24038.461 Hz
FIDRES 0.366798 Hz
AQ 1.3631488 sec
RG 37.77
DW 20.800 usec
DE 6.50 usec
TE 292.6 K
D1 2.00000000 sec
D11 0.03000000 sec
TD0 1

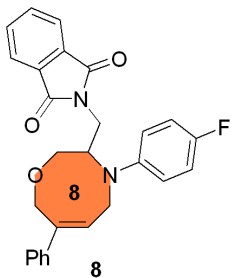
==== CHANNEL f1 =====
NUC1 13C
P1 9.80 usec
PLW1 47.40000153 W
SFO1 100.6379178 MHz

==== CHANNEL f2 =====
CPDPRG[2] waltz16
NUC2 1H
PCPD2 90.00 usec
PLW2 23.00000000 W
PLW12 0.30712000 W
PLW13 0.24877000 W
SFO2 400.1916008 MHz

F2 - Processing parameters
SI 32768
SF 100.6278215 MHz
WDW EM
SSB 0
LB 1.00 Hz
GB 0
PC 1.40

¹⁹F NMR

LJX-4-39



Current Data Parameters
NAME 0927HH
EXPNO 2
PROCNO 1

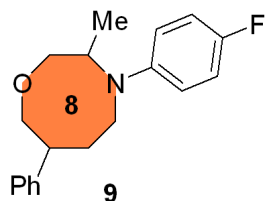
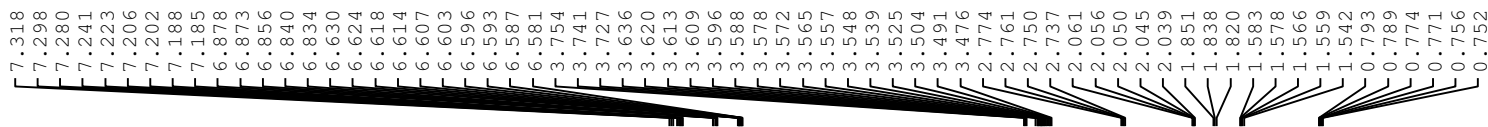
F2 - Acquisition Parameters
Date_ 20230927
Time 15.59 h
INSTRUM Avance
PROBHD z116098_0833 (
PULPROG zgig
TD 131072
SOLVENT CDC13
NS 16
DS 4
SWH 90909.094 Hz
FIDRES 1.387163 Hz
AQ 0.7208960 sec
RG 101
DW 5.500 usec
DE 6.50 usec
TE 294.4 K
D1 1.00000000 sec
D11 0.03000000 sec
TD0 1
SFO1 376.4607164 MHz
NUC1 19F
P1 18.00 usec
PLW1 16.73100090 W
SFO2 400.1316005 MHz
NUC2 1H
CPDPRG[2] waltz16
PCPD2 90.00 usec
PLW2 20.73200035 W
PLW12 0.25595000 W

F2 - Processing parameters
SI 65536
SF 376.4983662 MHz
WDW EM
SSB 0
LB 0.30 Hz
GB 0
PC 1.00

-128.89

0 -20 -40 -60 -80 -100 -120 -140 -160 -180 -200 ppm

ljx-3-92-1



Current Data Parameters
NAME 2023-9-19-400
EXPNO 25
PROCNO 1

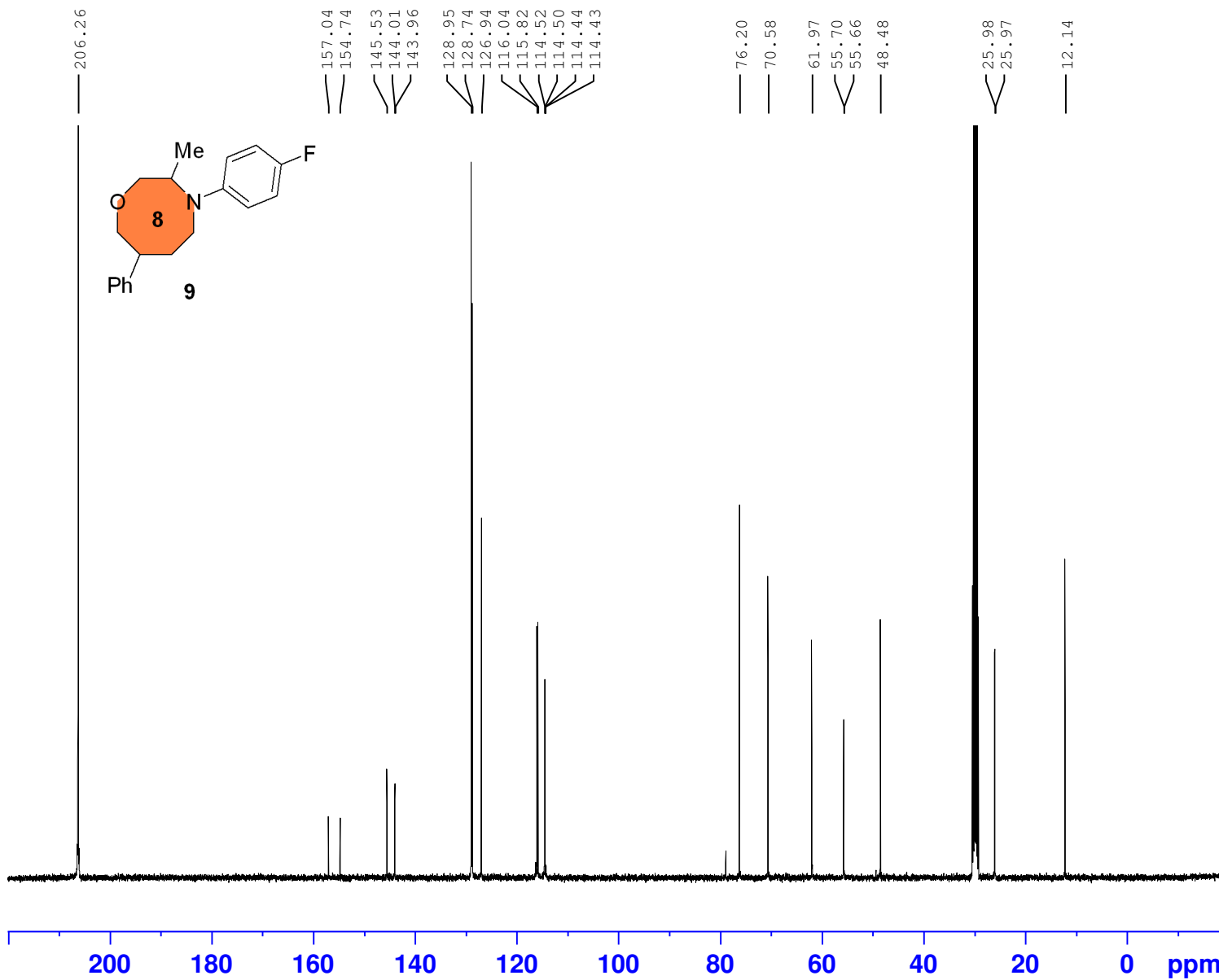
F2 - Acquisition Parameters
Date_ 20230918
Time 23.18
INSTRUM spect
PROBHD 5 mm PADUL 13C
PULPROG zg30
TD 65536
SOLVENT Acetone
NS 8
DS 2
SWH 8223.685 Hz
FIDRES 0.125483 Hz
AQ 3.9845889 sec
RG 61.19
DW 60.800 usec
DE 6.50 usec
TE 289.9 K
D1 1.00000000 sec
TD0 1

* H2O and Acetone

==== CHANNEL f1 =====
NUC1 1H
P1 9.90 usec
PLW1 23.00000000 W
SFO1 400.1924713 MHz

F2 - Processing parameters
SI 65536
SF 400.1900110 MHz
WDW EM
SSB 0
LB 0.30 Hz
GB 0
PC 1.00





Current Data Parameters
 NAME 92-93
 EXPNO 92
 PROCNO 1

F2 - Acquisition Parameters
 Date_ 20230522
 Time 0.34
 INSTRUM spect
 PROBHD 5 mm PABBO BB-
 PULPROG zgpg30
 TD 65536
 SOLVENT Acetone
 NS 800
 DS 4
 SWH 24038.461 Hz
 FIDRES 0.366798 Hz
 AQ 1.3631488 sec
 RG 193.13
 DW 20.800 usec
 DE 6.50 usec
 TE 289.0 K
 D1 2.00000000 sec
 D11 0.03000000 sec
 TD0 1

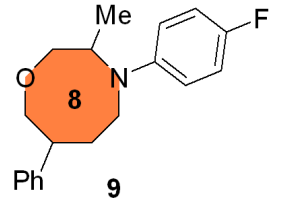
==== CHANNEL f1 =====
 NUC1 13C
 P1 12.00 usec
 PLW1 53.00000000 W
 SFO1 100.6379178 MHz

==== CHANNEL f2 =====
 CPDPRG[2] waltz16
 NUC2 1H
 PCPD2 90.00 usec
 PLW2 14.00000000 W
 PLW12 0.37246999 W
 PLW13 0.30170000 W
 SFO2 400.1916008 MHz

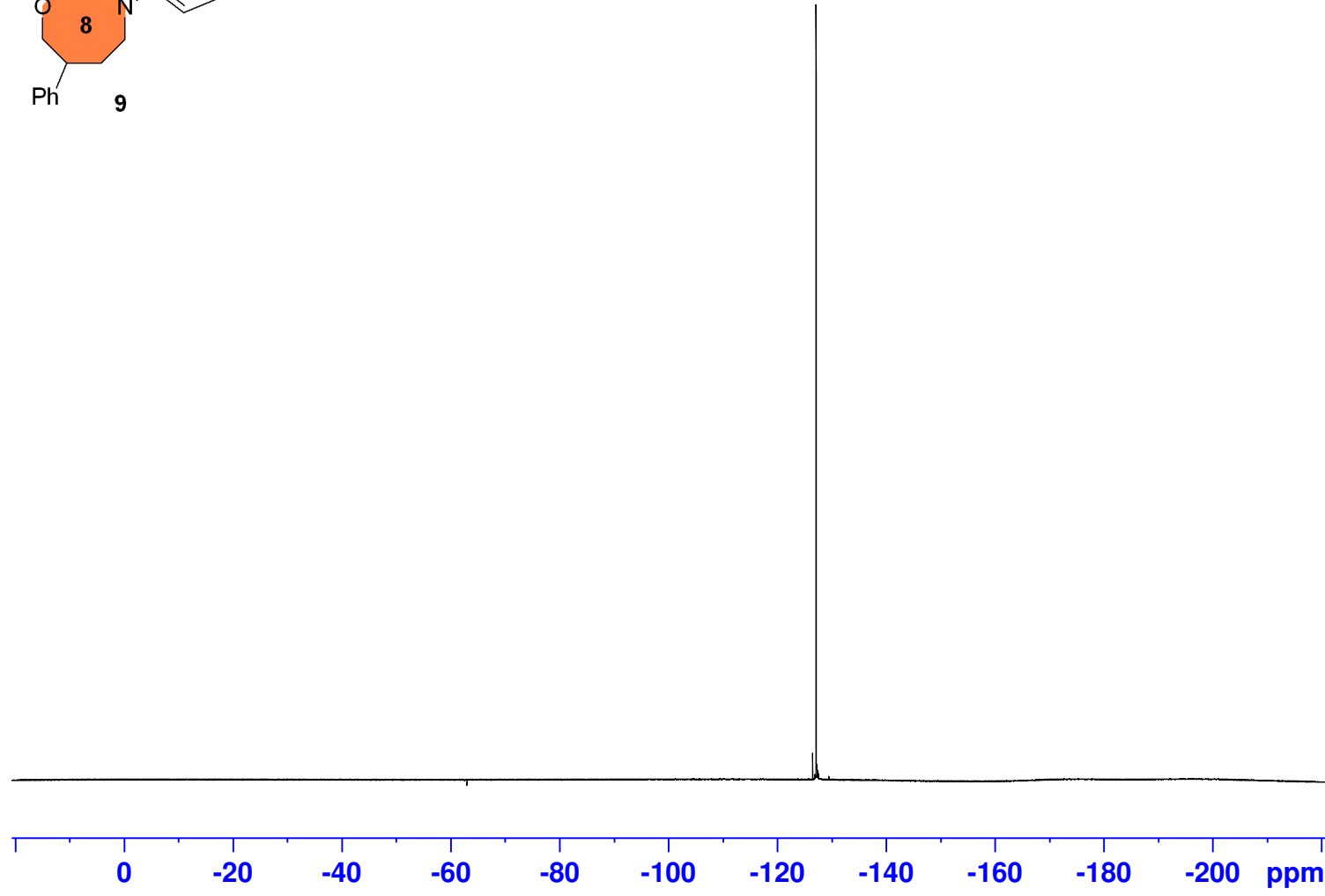
F2 - Processing parameters
 SI 32768
 SF 100.6277826 MHz
 WDW EM
 SSB 0
 LB 1.00 Hz
 GB 0
 PC 1.40

¹⁹F NMR

LJX-3-92-1



-127.12
-127.20

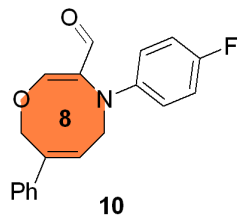


Current Data Parameters
NAME 0927HH
EXPNO 3
PROCNO 1

F2 - Acquisition Parameters
Date_ 20230927
Time 16.05 h
INSTRUM Avance
PROBHD z116098_0833 (
PULPROG zgig
TD 131072
SOLVENT CDC13
NS 16
DS 4
SWH 90909.094 Hz
FIDRES 1.387163 Hz
AQ 0.7208960 sec
RG 101
DW 5.500 usec
DE 6.50 usec
TE 294.5 K
D1 1.00000000 sec
D11 0.03000000 sec
TD0 1
SFO1 376.4607164 MHz
NUC1 19F
P1 18.00 usec
PLW1 16.73100090 W
SFO2 400.1316005 MHz
NUC2 1H
CPDPRG[2] waltz16
PCPD2 90.00 usec
PLW2 20.73200035 W
PLW12 0.25595000 W

F2 - Processing parameters
SI 65536
SF 376.4983662 MHz
WDW EM
SSB 0
LB 0.30 Hz
GB 0
PC 1.00

ljx-4-18



9.415
7.733
7.449
7.445
7.440
7.430
7.427
7.425
7.419
7.389
7.387
7.382
7.369
7.365
7.353
7.350
7.312
7.309
7.306
7.297
7.291
7.285
7.276
7.273
7.270
7.270
6.999
6.992
6.987
6.981
6.976
6.971
6.966
6.960
6.954
6.771
6.761
6.755
6.750
6.744
6.738
6.733
6.727
6.330
6.321
6.313
5.234
4.460
4.451
2.061
2.055
2.050
2.044
2.039

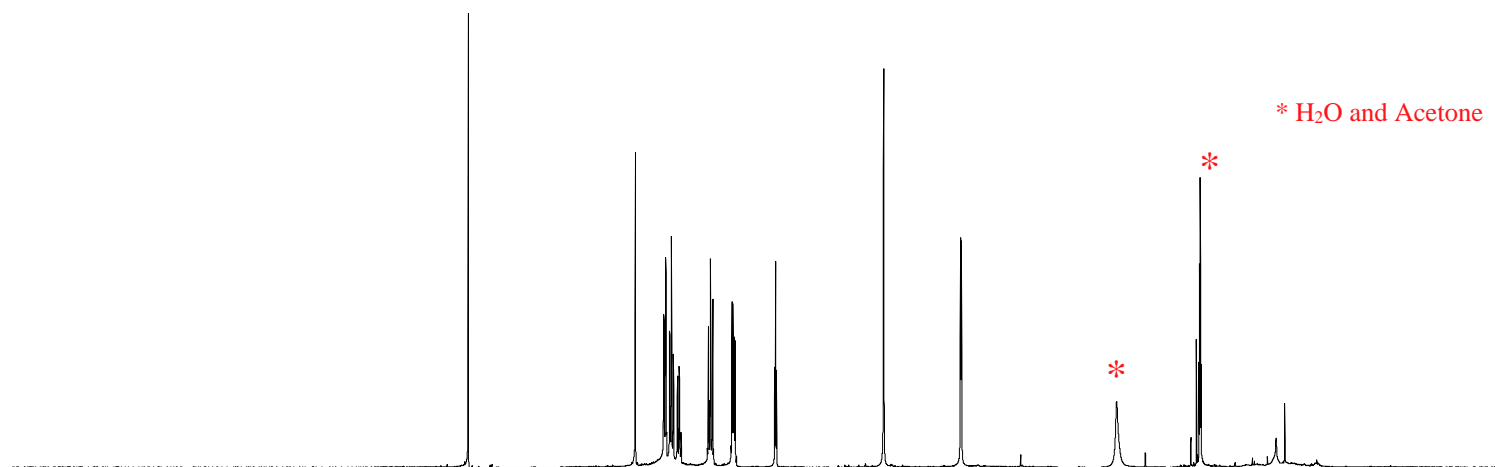
Current Data Parameters
NAME 20230610-400
EXPNO 12
PROCNO 1

F2 - Acquisition Parameters
Date_ 20230609
Time 23.07
INSTRUM spect
PROBHD 5 mm PADUL 13C
PULPROG zg30
TD 65536
SOLVENT Acetone
NS 6
DS 0
SWH 8223.685 Hz
FIDRES 0.125483 Hz
AQ 3.9845889 sec
RG 100.49
DW 60.800 usec
DE 6.50 usec
TE 291.4 K
D1 1.00000000 sec
TD0 1

* H₂O and Acetone

==== CHANNEL f1 =====
NUC1 1H
P1 9.90 usec
PLW1 23.00000000 W
SFO1 400.1924713 MHz

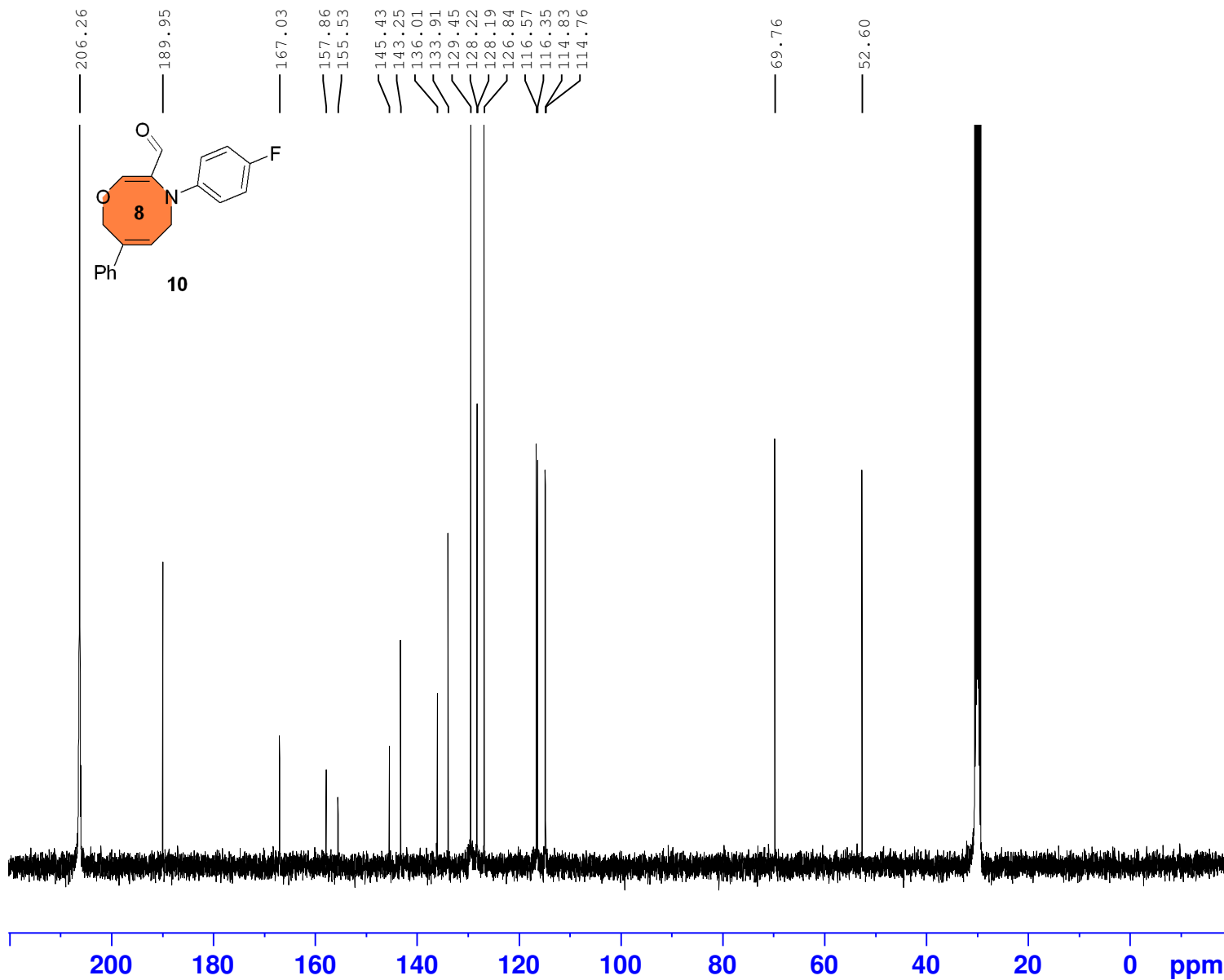
F2 - Processing parameters
SI 65536
SF 400.1900111 MHz
WDW EM
SSB 0
LB 0.30 Hz
GB 0
PC 1.00



13 12 11 10 9 8 7 6 5 4 3 2 1 0 ppm

1.04
1.01
2.08
2.10
1.10
2.16
2.06
1.00
2.08
2.02

ljx-4-18



Current Data Parameters
NAME 20230614-400M
EXPNO 46
PROCNO 1

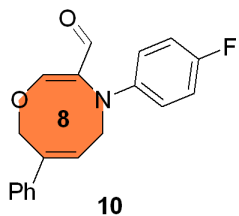
F2 - Acquisition Parameters
Date_ 20230614
Time 6.24
INSTRUM spect
PROBHD 5 mm PADUL 13C
PULPROG zgpg30
TD 65536
SOLVENT Acetone
NS 500
DS 4
SWH 24038.461 Hz
FIDRES 0.366798 Hz
AQ 1.3631488 sec
RG 44.2
DW 20.800 usec
DE 6.50 usec
TE 294.5 K
D1 2.00000000 sec
D11 0.03000000 sec
TD0 1

==== CHANNEL f1 =====
NUC1 13C
P1 9.80 usec
PLW1 47.40000153 W
SFO1 100.6379178 MHz


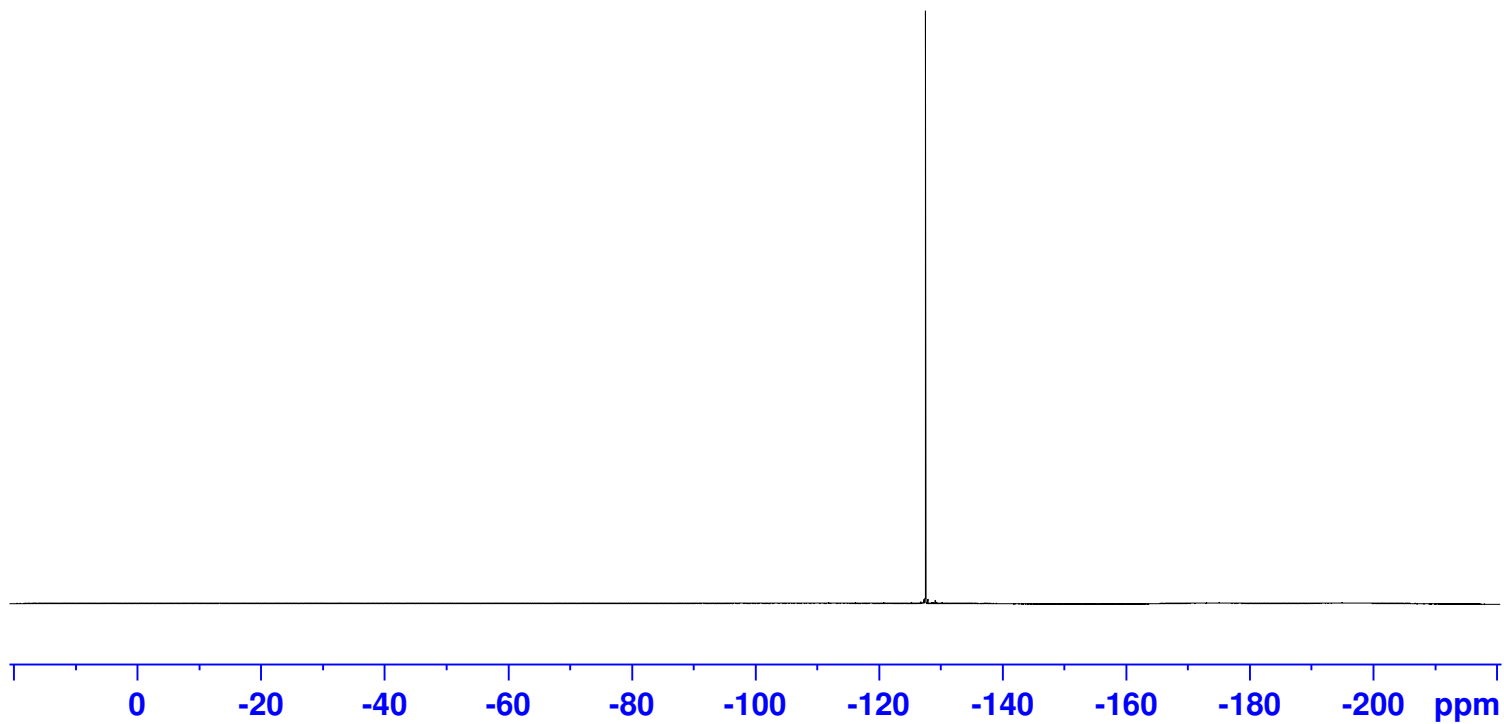
==== CHANNEL f2 =====
CPDPRG[2] waltz16
NUC2 1H
PCPD2 90.00 usec
PLW2 23.00000000 W
PLW12 0.30712000 W
PLW13 0.24877000 W
SFO2 400.1916008 MHz

F2 - Processing parameters
SI 32768
SF 100.6277664 MHz
WDW EM
SSB 0
LB 1.00 Hz
GB 0
PC 1.40

¹⁹F NMR



-127.62

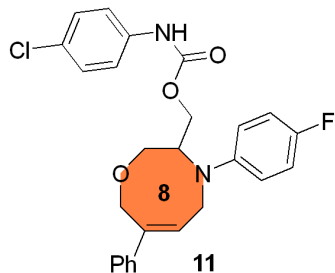


Current Data Parameters
NAME 3-11
EXPNO 1
PROCNO 1

F2 - Acquisition Parameters
Date_ 20230927
Time 20.37 h
INSTRUM Avance
PROBHD z116098_0833 (
PULPROG zgig
TD 131072
SOLVENT CDCl3
NS 16
DS 4
SWH 90909.094 Hz
FIDRES 1.387163 Hz
AQ 0.7208960 sec
RG 101
DW 5.500 usec
DE 6.50 usec
TE 294.5 K
D1 1.00000000 sec
D11 0.03000000 sec
TD0 1
SFO1 376.4607164 MHz
NUC1 19F
P1 18.00 usec
PLW1 16.73100090 W
SFO2 400.1316005 MHz
NUC2 1H
CPDPRG[2] waltz16
PCPD2 90.00 usec
PLW2 20.73200035 W
PLW12 0.25595000 W

F2 - Processing parameters
SI 65536
SF 376.4983662 MHz
WDW EM
SSB 0
LB 0.30 Hz
GB 0
PC 1.00

ljx-4-5



8.948
7.592
7.571
7.326
7.320
7.299
7.276
7.270
7.265
7.260
6.955
6.938
6.351
6.335
6.320
6.320
4.697
4.679
4.654
4.639
4.543
4.525
4.513
4.498
4.473
4.287
4.268
4.259
4.241
4.223
4.211
4.192
4.180
4.155
4.140
4.125
3.930
3.915
3.887
3.872
3.802
3.771
2.054
2.049

Current Data Parameters
NAME 20230531-400M
EXPNO 203
PROCNO 1

F2 - Acquisition Parameters
Date_ 20230531
Time 6.06
INSTRUM spect
PROBHD 5 mm PABBO BB-
PULPROG zg30
TD 65536
SOLVENT Acetone
NS 8
DS 2
SWH 8223.685 Hz
FIDRES 0.125483 Hz
AQ 3.9845889 sec
RG 61.19
DW 60.800 usec
DE 6.50 usec
TE 293.6 K
D1 1.00000000 sec
TD0 1

* H₂O and Acetone

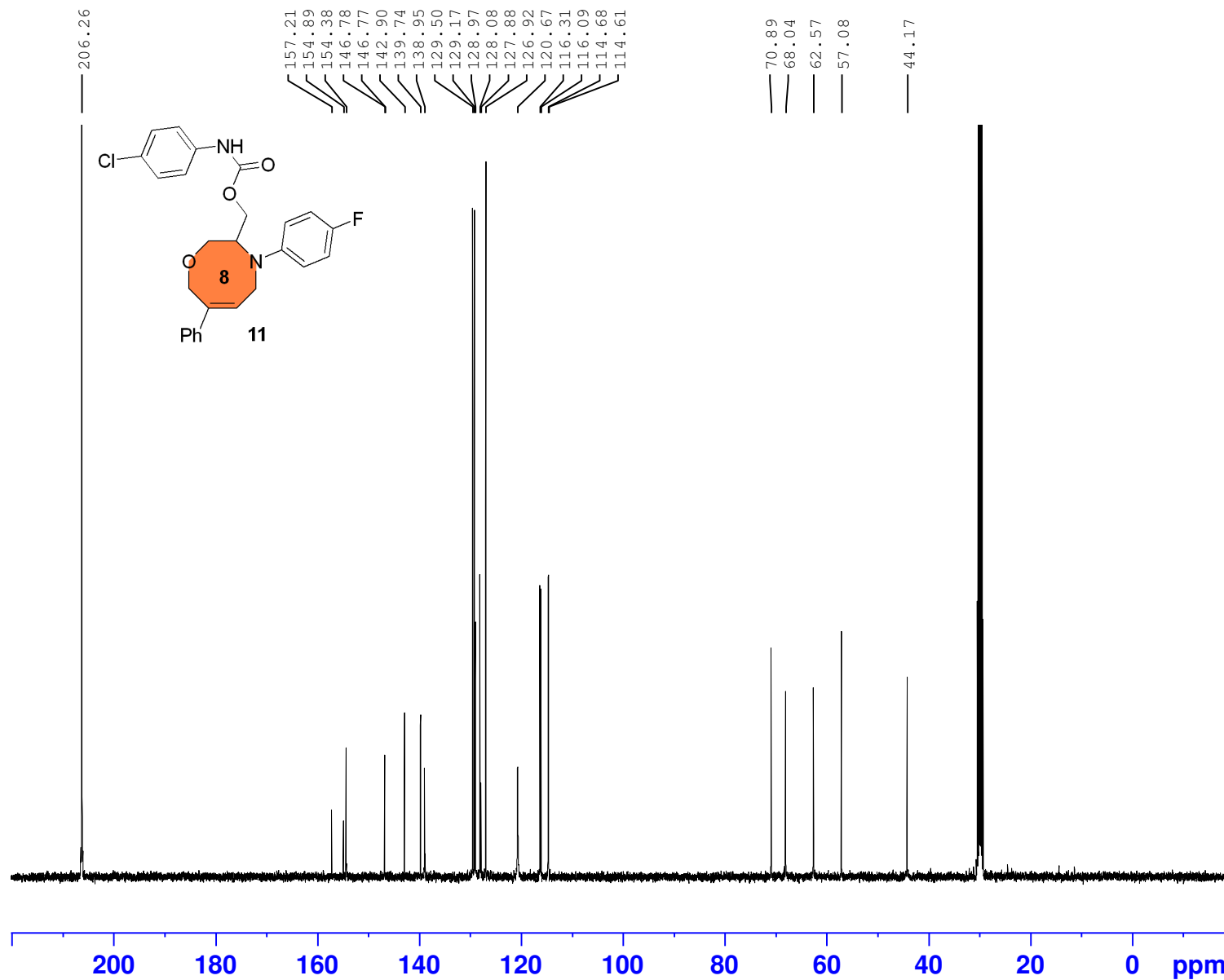
==== CHANNEL f1 =====
NUC1 1H
P1 14.68 usec
PLW1 14.00000000 W
SFO1 400.1924713 MHz

F2 - Processing parameters
SI 65536
SF 400.1900129 MHz
WDW EM
SSB 0
LB 0.30 Hz
GB 0
PC 1.00



0.79
2.08
7.03
4.02
1.00
2.04
2.04
3.05
1.05
1.01

ljx-4-5



Current Data Parameters
NAME 20230531-400M
EXPNO 204
PROCNO 1

F2 - Acquisition Parameters
Date_ 20230531
Time 6.30
INSTRUM spect
PROBHD 5 mm PABBO BB-
PULPROG zgpg30
TD 65536
SOLVENT Acetone
NS 400
DS 4
SWH 24038.461 Hz
FIDRES 0.366798 Hz
AQ 1.3631488 sec
RG 193.13
DW 20.800 usec
DE 6.50 usec
TE 294.2 K
D1 2.00000000 sec
D11 0.03000000 sec
TD0 1

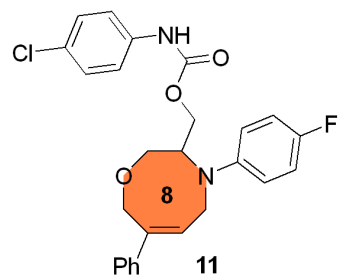
==== CHANNEL f1 =====
NUC1 13C
P1 12.00 usec
PLW1 53.00000000 W
SFO1 100.6379178 MHz

==== CHANNEL f2 =====
CPDPRG[2] waltz16
NUC2 1H
PCPD2 90.00 usec
PLW2 14.00000000 W
PLW12 0.37246999 W
PLW13 0.30170000 W
SFO2 400.1916008 MHz

F2 - Processing parameters
SI 32768
SF 100.6277761 MHz
WDW EM
SSB 0
LB 1.00 Hz
GB 0
PC 1.40

¹⁹F NMR

ljx-4-5



-128.268



Current Data Parameters
NAME 20230725-300M
EXPNO 407
PROCNO 1

F2 - Acquisition Parameters
Date_ 20230725
Time 12.01
INSTRUM spect
PROBHD 5 mm PABBO BB-
PULPROG zgfhigqn.2
TD 131072
SOLVENT CDC13
NS 20
DS 4
SWH 66964.289 Hz
FIDRES 0.510897 Hz
AQ 0.9786710 sec
RG 203
DW 7.467 usec
DE 6.50 usec
TE 298.3 K
D1 1.00000000 sec
D11 0.03000000 sec
D12 0.00002000 sec
TD0 1

==== CHANNEL f1 =====
SFO1 282.3761148 MHz
NUC1 19F
P1 14.50 usec
PLW1 10.39999962 W

==== CHANNEL f2 =====
SFO2 300.1312005 MHz
NUC2 1H
CPDPRG[2] waltz16
PCPD2 90.00 usec
PLW2 14.00000000 W
PLW12 0.17284000 W

F2 - Processing parameters
SI 65536
SF 282.4043552 MHz
WDW EM
SSB 0
LB 0.30 Hz
GB 0
PC 1.00

-20 -40 -60 -80 -100 -120 -140 -160 -180 -200 ppm