

Supporting Information

Cascade Hydroarylation/Diels–Alder Cycloaddition of Alkynylindoles with Electron-Deficient Alkynes and Alkenes

Guang-Chao Feng,^{‡a} Jun-Chi Li,^{‡a} Xiang Huang,^a Ji-Kai Liu,^a Bin Wu^a and
Jin-Ming Yang^{*a}

^aSchool of Pharmaceutical Sciences, South-Central Minzu University, Wuhan 430074,
People's Republic of China. E-mail: jmyang@scuec.edu.cn.

[‡]G.-C. F. and J.-C.L. contributed equally to this work.

CONTENTS

1. General Information.....	1
2. Experimental Section.....	2
2.1 Preparation of 2	2
2.2 Optimization of Reaction Conditions.	3
3. Synthesis of Compounds 1a-1w , 2d	8
4. General Procedure B for the Synthesis of 3 and 5	52
5. General Procedure for the Synthesis of 6	118
5.1 General Procedure C for 6a-f	118
5.2 The Synthesis of 6g-h	130
6. Scale-up Reaction Procedure.....	134
7. Control Experiments.....	135
8. X-ray Crystal Data of Compound 5k	141
9. References.....	142

1. General Information

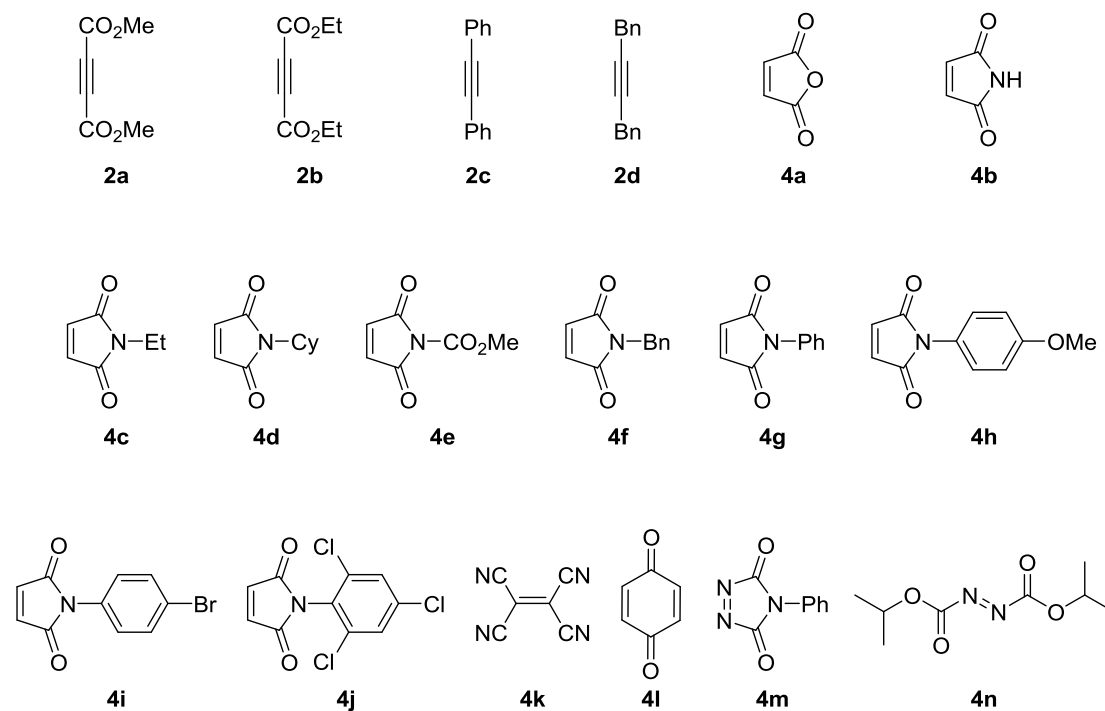
Unless otherwise stated, all reactions were performed in sealed tube (capacity 15 mL). Commercially available reagents were used without further purification. NMR spectra were recorded on Bruker Avance NEO 500 or Bruker Avance III 600 instruments and calibrated using residual solvent peaks as internal reference. Chemical shifts (δ) were expressed in ppm with reference to the solvent signals. Coupling constants J are given in Hz. High-resolution mass spectra (HRMS) were obtained using electrospray ionization (ESI) [quantitative time-of-flight (Q-TOF)] ionization sources on an Agilent 6200 Q-TOF MS. Infrared (IR) spectra were obtained with a Tenor 27 spectrophotometer using KBr pellets. Melting points were determined on a SGW X-4A melting point apparatus. X-ray diffraction was obtained by Bruker D8 QUEST. TLC analyses were performed on commercial glass plates bearing 0.25-mm layer of Merck Silica gel GF254. Silica gel (Huanghai 300 – 400 mesh) was used for flash column chromatography.

2. Experimental Section

2.1 Preparation of 2 and 4

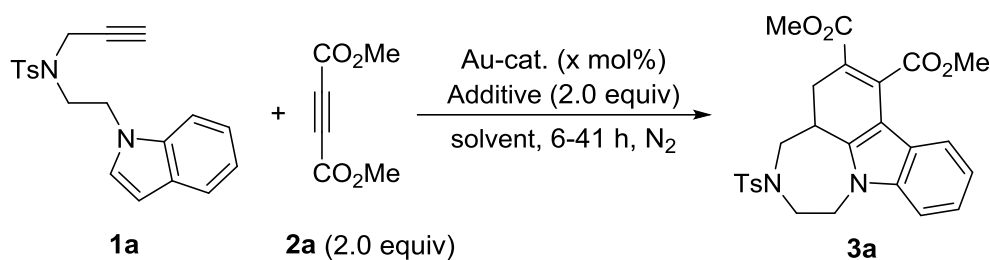
Substrate **2a-c**, **4a-n** were purchased and 1,4-diphenylbut-2-yne **2d** were synthesized from commercially available benzylacetylene and benzyl bromide followed by literature report.

List of substrates **2** and **4**:



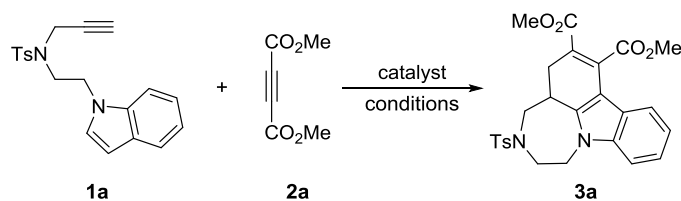
2.2 Optimization of Reaction Conditions.

Table S1: Selected Examples of the Optimizations.



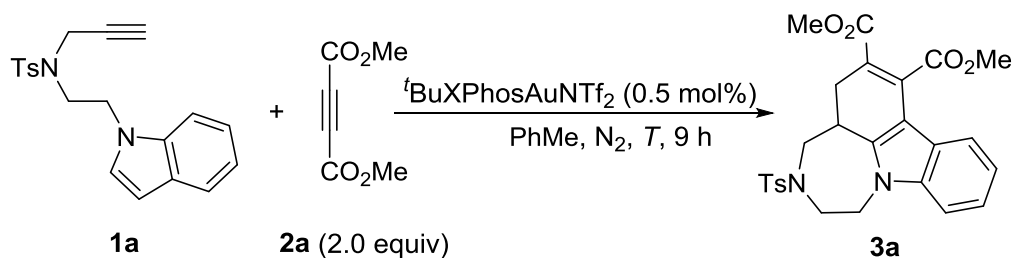
entry	catalyst (0.5 mol%)	additive	solvent	time (h)	temp. (°C)	yield ^b (%)
1	^t BuXPhosAuNTf ₂	-	toluene	9	80	(46)
2	^t BuXPhosAuNTf ₂	-	toluene	9	100	(45)
3	^t BuXPhosAuNTf ₂	-	toluene	9	120	(69)
4	^t BuXPhosAuNTf ₂	-	toluene	9	150	(46)
5	^t BuXPhosAuNTf ₂	-	PhCl	5	120	74 (72)
6	^t BuXPhosAuNTf ₂	-	PhF	7	120	(70)
7	XPhosAuNTf ₂	-	PhCl	10	120	69
8	JohnPhosAu(MeCN)SbF ₆	-	PhCl	10	120	57
9	AuCl ₃	-	PhCl	5	120	NR
10 ^c	^t BuXPhosAuNTf ₂	-	PhCl	7	120	(56)
11	^t BuXPhosAuNTf ₂	Ac ₂ O	PhCl	9	120	78
12	^t BuXPhosAuNTf ₂	Piv ₂ O	PhCl	9	120	78
13	^t BuXPhosAuNTf ₂	Boc ₂ O	PhCl	6	120	78 (75)
14	-	Boc ₂ O	PhCl	12	120	NR

^aReaction conditions: **1a** (0.1 mmol), **2a** (0.2 mmol), catalyst (0.5 mol%), additive (0.2 mmol), dry solvent (0.1 M) under N₂. ^bYields were determined by ¹H NMR using 1,3,5-trimethoxybenzene as the internal standard. Isolated yields were given in parentheses. ^c1.0 mol% of catalyst. NR = no reaction.

Table S2: Optimization of the Reaction Conditions.

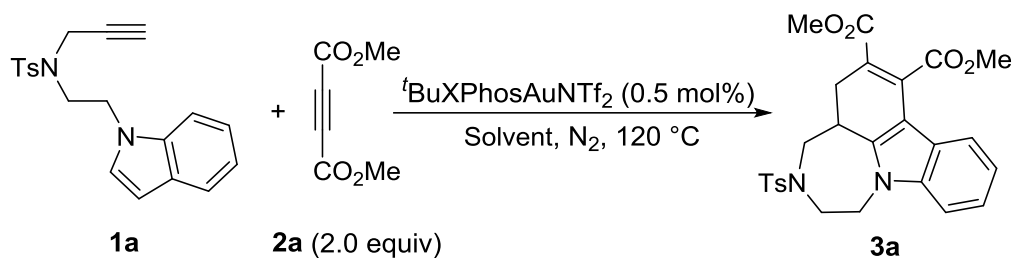
Entry	Catalyst	Solvent	Additive	T (°C)	Yield (%) ^b
1	^t BuXPhosAuNTf ₂	toluene	–	80	(46)
2	^t BuXPhosAuNTf ₂	toluene	–	100	(45)
3	^t BuXPhosAuNTf ₂	toluene	–	110	(61)
4	^t BuXPhosAuNTf ₂	toluene	–	120	(69)
5	^t BuXPhosAuNTf ₂	toluene	–	150	(46)
6	^tBuXPhosAuNTf₂	PhCl	–	120	74 (72)
7	^t BuXPhosAuNTf ₂	PhCF ₃	–	120	(50)
8	^t BuXPhosAuNTf ₂	PhF	–	120	(70)
9	^t BuXPhosAuNTf ₂	HFIP	–	120	67
10	^t BuXPhosAuNTf ₂	Xylene	–	150	17
11	XPhosAuNTf ₂	PhCl	–	120	69
12	JohnPhosAu(MeCN)SbF ₆	PhCl	–	120	57
13	JohnPhosAuCl	PhCl	–	120	trace
14	DTBPAuCl + AgSbF ₆	PhCl	–	120	9
15	PPh ₃ AuCl + AgSbF ₆	PhCl	–	120	0
16	AuCl ₃	PhCl	–	120	NR
17 ^c	^t BuXPhosAuNTf ₂	PhCl	–	120	(56)
18 ^d	^t BuXPhosAuNTf ₂	PhCl	–	120	50
19 ^e	^t BuXPhosAuNTf ₂	PhCl	–	120	72
20	^t BuXPhosAuNTf ₂	PhCl	Ac ₂ O (2.0 eq)	120	78
21	^t BuXPhosAuNTf ₂	PhCl	Piv ₂ O (2.0 eq)	120	78
22	^t BuXPhosAuNTf ₂	PhCl	Boc ₂ O (2.0 eq)	120	78 (75)
23	^t BuXPhosAuNTf ₂	PhCl	Boc ₂ O (1.0 eq)	120	74
24	^t BuXPhosAuNTf ₂	PhCl	Boc ₂ O (4.0 eq)	120	69
25 ^f	^t BuXPhosAuNTf ₂	PhCl	Boc ₂ O (2.0 eq)	120	61
26 ^g	^t BuXPhosAuNTf ₂	PhCl	Boc ₂ O (2.0 eq)	120	54
27	–	PhCl	Boc ₂ O (2.0 eq)	120	NR

^aReaction conditions: **1a** (0.1 mmol), **2a** (0.2 mmol), catalyst (0.5 mol%), additive (0.2 mmol), dry solvent (0.1 M) under N₂ for 5–34 h. ^bThe yields were determined by ¹H NMR using 1,3,5-trimethoxybenzene as the internal standard, and the isolated yields were given in parentheses. ^c1.0 mol% of ^tBuXPhosAuNTf₂. ^dunder the oxygen. ^eUnder the air. ^f1.0 equiv of **2a**. ^g3.0 equiv of **2a**. NR = no reaction.

Table S3: Screening of Temperature.

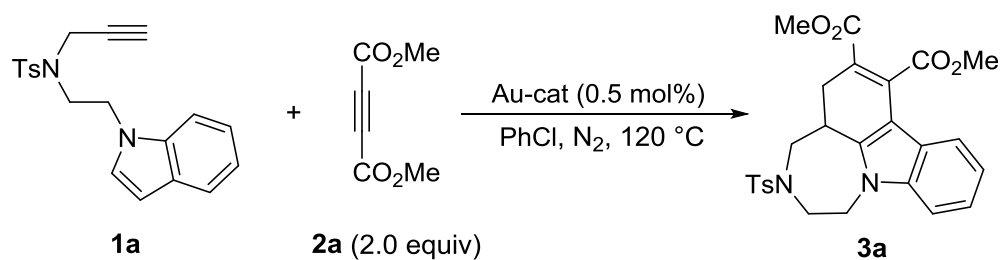
Entry	T (°C)	Yield ^a (%)
1	80	46
2	100	45
3	110	61
4	120	69
5	150	46

^aIsolated yield.

Table S4: Screening of Solvents.

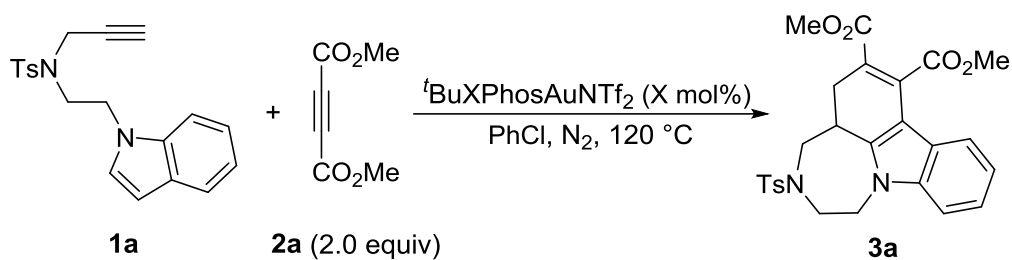
Entry	Solvent	Time (h)	Yield ^a (%)
1	toluene	9	(69)
2	PhCl	5	(72)
3	PhCF ₃	16	(50)
4	PhF	7	(70)
5	HFIP	9	67
6	Xylene	9	17

^aThe yields were determined by ¹H NMR using 1,3,5-trimethoxybenzene as the internal standard, and the isolated yields were given in parentheses.

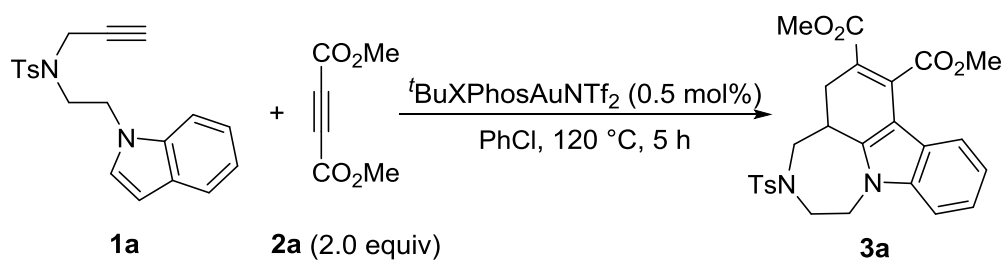
Table S5: Screening of Catalyst.

Entry	Catalyst	Time (h)	Yield ^a (%)
1	^t BuXPhosAuNTf ₂	5	74
2	XPhosAuNTf ₂	10	69
3	JohnPhosAu(MeCN)SbF ₆	10	57
4	JohnPhosAuCl	34	trace
5	DTBPAuCl + AgSbF ₆	10	9
6	PPh ₃ AuCl + AgSbF ₆	12	0
7	AuCl ₃	5	NR

^aThe yields were determined by ¹H NMR using 1,3,5-trimethoxybenzene as the internal standard. NR = no reaction.

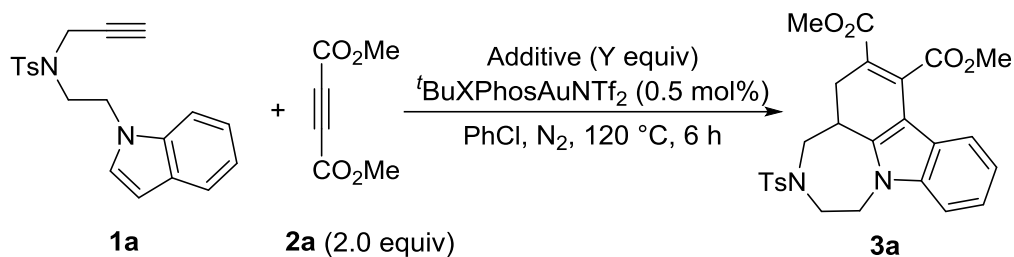
Table S6: Screening of the Catalyst Loading.

Entry	X mol%	Time (h)	Yield ^a (%)
1	0.5	5	72
2	1.0	7	56

^aIsolated yields.**Table S7:** Screening of Atmosphere.

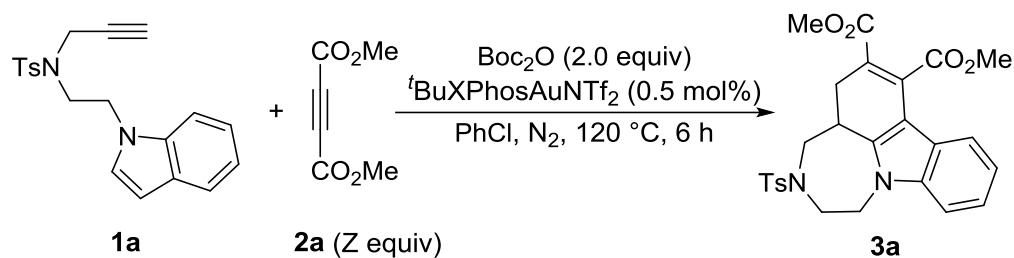
Entry	Atmosphere	Yield ^a (%)
1	N ₂	74
2	O ₂	50
3	Air	72

^aThe yields were determined by ¹H NMR using 1,3,5-trimethoxybenzene as the internal standard.

Table S8: Screening of Additives.

Entry	Additive	Y equiv	Yield ^a (%)
1	–	–	74
2	Ac ₂ O	2.0	78
3	Piv ₂ O	2.0	78
4	Boc ₂ O	2.0	78
5	Boc ₂ O	1.0	74
6	Boc ₂ O	4.0	69

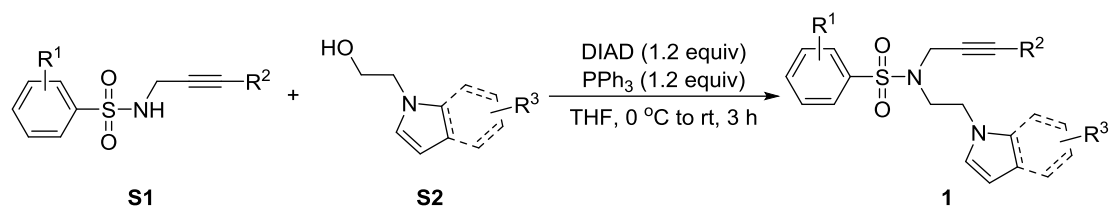
^aThe yields were determined by ¹H NMR using 1,3,5-trimethoxybenzene as the internal standard.

Table S9: Screening of the Equivalent of **2a**.

Entry	Z (equiv)	Yield ^a (%)
1	1.0	61
2	2.0	78
3	3.0	54

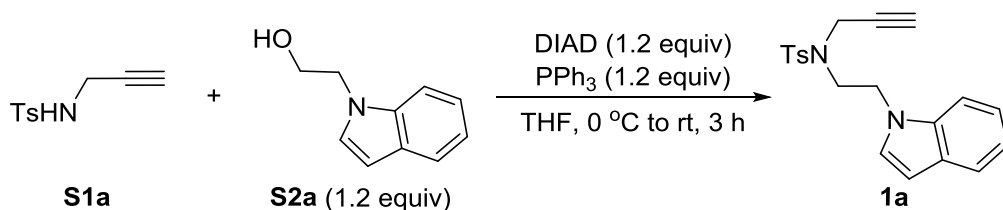
^aThe yields were determined by ¹H NMR using 1,3,5-trimethoxybenzene as the internal standard.

3. Synthesis of Compounds 1a-1w, 2d



General Procedure A: To a round-bottom flask were added **S1** (1.0 equiv), PPh_3 (1.2 equiv) in THF. The mixture was cooled to 0 °C before diisopropylazodicarboxylate (DIAD) (1.2 equiv) was added dropwise. Then, corresponding **S2** (1.2 equiv) was added to the mixture. Then, the ice-water bath was removed and the mixture was naturally warmed up to room temperature. After stirred at room temperature for 3 h, the mixture was concentrated under vacuum and purified by flash column chromatography using petroleum ether/ethyl acetate as eluent to give the corresponding **1a-1r, 1v**.

N-(2-(1*H*-indol-1-yl)ethyl)-4-methyl-*N*-(prop-2-yn-1-yl)benzenesulfonamide (**1a**)



The compound **1a** (yellow solid, 935.9 mg, 82% yield) was obtained following General Procedure A from **S1a** (675.4 mg, 3.23 mmol, 1.0 equiv) and **S2a** (624.8 mg, 3.88 mmol, 1.2 equiv) using PPh_3 (1.02 g, 3.88 mmol, 1.2 equiv) and DIAD (0.76 mL, 3.88 mmol, 1.2 equiv) after purification by flash column chromatography using petroleum ether/ethyl acetate = 8/1 (R_f = 0.26) as eluent.

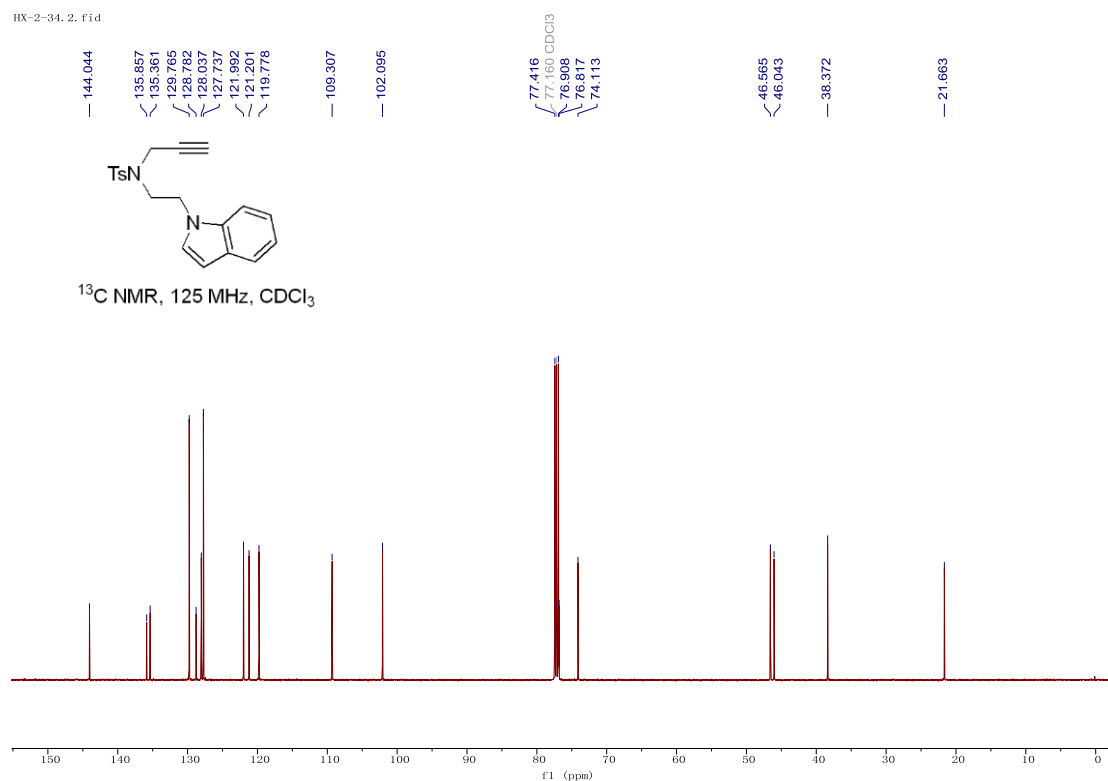
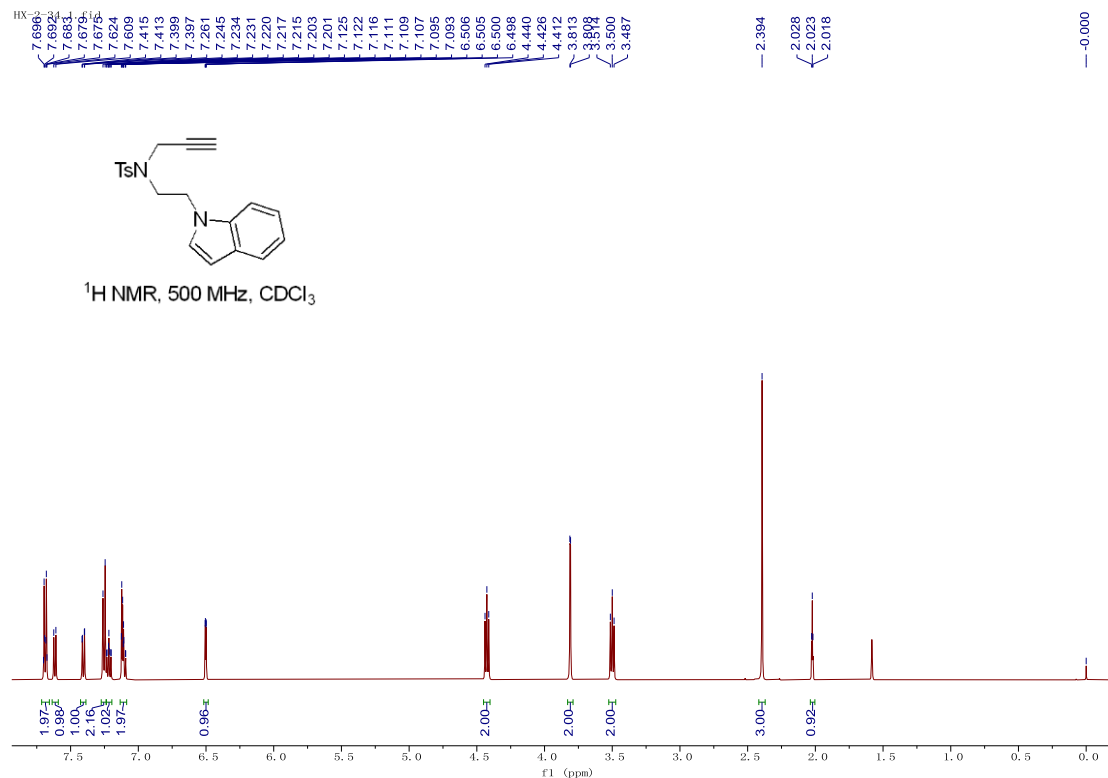
$^1\text{H NMR}$ (500 MHz, CDCl_3 , TMS) δ 7.69 (dt, J = 8.5, 2.0 Hz, 2H), 7.62 (d, J = 7.5 Hz, 1H), 7.41 (dd, J = 8.0, 1.0 Hz, 1H), 7.25 (d, J = 8.0 Hz, 2H), 7.23-7.20 (m, 1H), 7.13-7.09 (m, 2H), 6.50 (dd, J = 3.0, 1.0 Hz, 1H), 4.43 (t, J = 7.0 Hz, 2H), 3.81 (d, J = 2.5 Hz, 2H), 3.50 (t, J = 7.0 Hz, 2H), 2.39 (s, 3H), 2.02 (t, J = 2.5 Hz, 1H).

$^{13}\text{C NMR}$ (125 MHz, CDCl_3) δ 144.0, 135.9, 135.4, 129.8, 128.8, 128.0, 127.7, 122.0, 121.2, 119.8, 109.3, 102.1, 76.8, 74.1, 46.6, 46.0, 38.4, 21.7.

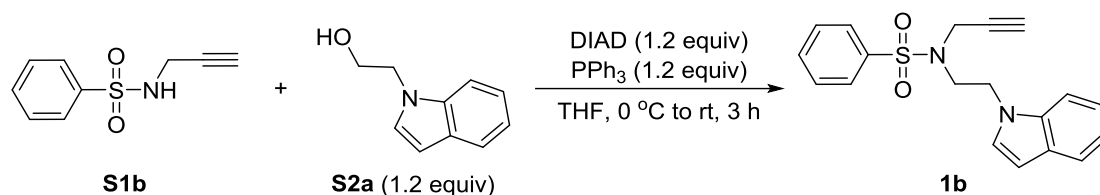
IR (KBr) $\nu(\text{cm}^{-1})$: 3262, 1631, 1597, 1344, 1320, 1161, 1103, 740 cm^{-1} .

HRMS (ESI): calcd for $\text{C}_{20}\text{H}_{21}\text{N}_2\text{O}_2\text{S}$ $[\text{M}+\text{H}]^+$: 353.13183, found: 353.13181.

MP: 79-81 $^{\circ}\text{C}$.



***N*-(2-(1*H*-indol-1-yl)ethyl)-*N*-(prop-2-yn-1-yl)benzenesulfonamide (**1b**)**



The compound **1b** (white solid, 810.8 mg, 97% yield) was obtained following General Procedure A from **S1b** (482.7 mg, 2.47 mmol, 1.0 equiv) and **S2a** (477.2 mg, 2.96 mmol, 1.2 equiv) using PPh₃ (777.5 mg, 2.96 mmol, 1.2 equiv) and DIAD (0.58 mL, 2.96 mmol, 1.2 equiv) after purification by flash column chromatography using petroleum ether/ethyl acetate = 8/1 (*R_f* = 0.21) as eluent.

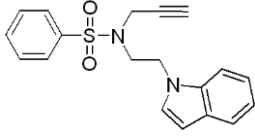
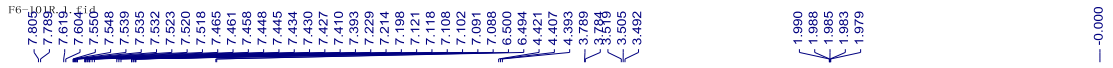
¹H NMR (500 MHz, CDCl₃, TMS) δ 7.80 (d, *J* = 8.0 Hz, 2H), 7.61 (d, *J* = 7.5 Hz, 1H), 7.54 (tt, *J* = 7.5, 1.5 Hz, 1H), 7.47-7.43 (m, 2H), 7.40 (d, *J* = 8.5 Hz, 1H), 7.21 (t, *J* = 7.5 Hz, 1H), 7.12-7.09 (m, 2H), 6.50 (d, *J* = 3.0 Hz, 1H), 4.41 (t, *J* = 7.0 Hz, 2H), 3.79 (d, *J* = 2.5 Hz, 2H), 3.51 (t, *J* = 7.0 Hz, 2H), 1.99-1.98 (m, 1H).

¹³C NMR (125 MHz, CDCl₃) δ 138.3, 135.8, 133.1, 129.1, 128.7, 128.0, 127.6, 122.0, 121.2, 119.8, 109.3, 102.1, 76.6, 74.1, 46.5, 46.0, 38.3.

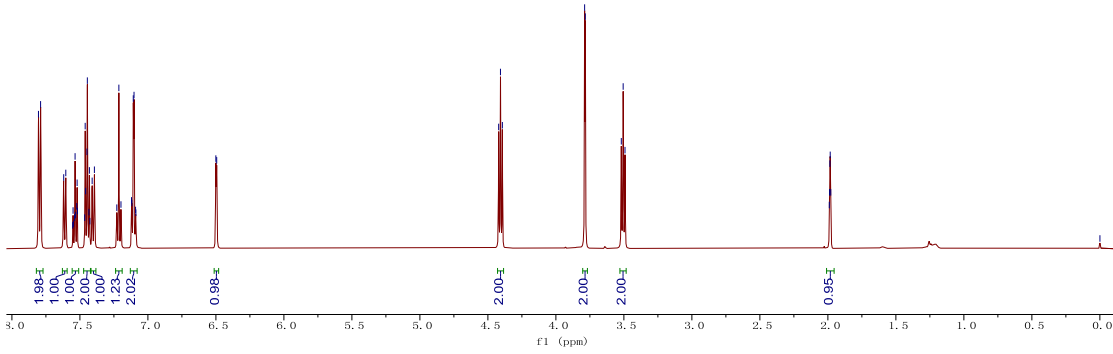
IR (KBr) ν (cm⁻¹): 3253, 1737, 1690, 1526, 1386, 1258, 1165, 1109, 927, 741 cm⁻¹.

HRMS (ESI): calcd for C₁₉H₁₈N₂NaO₂S [M+Na]⁺: 361.09812, found: 361.09811.

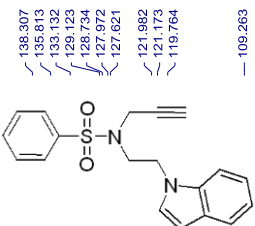
MP: 82-85 °C.



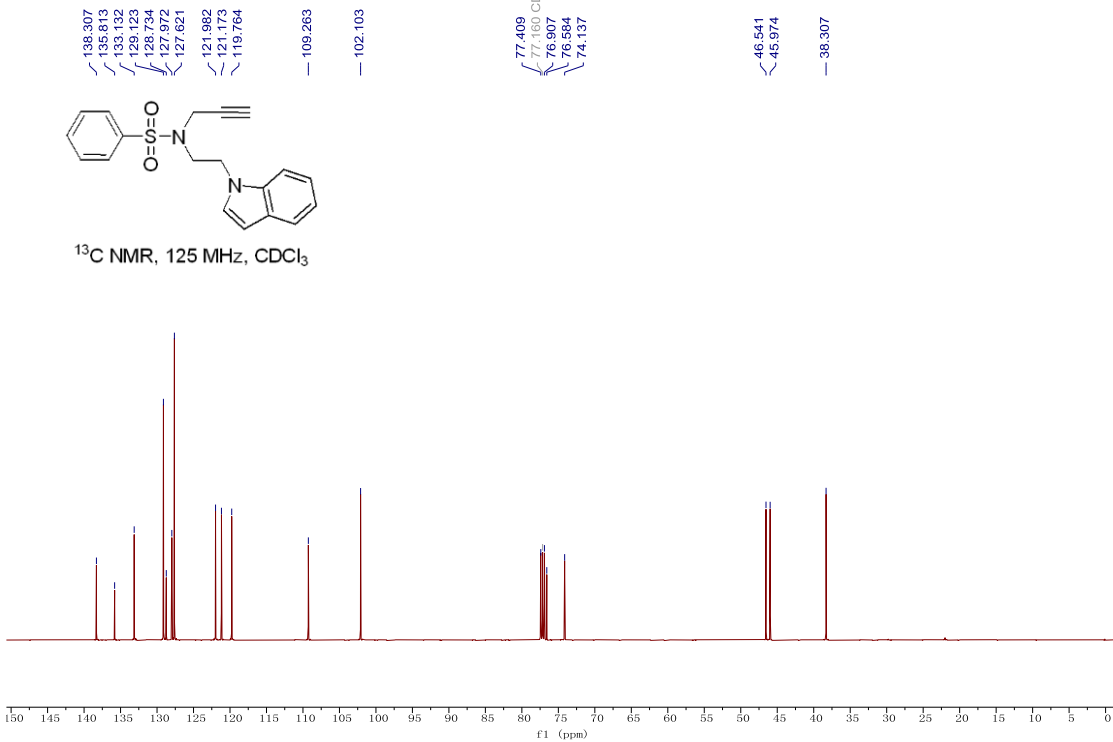
¹H NMR, 500 MHz, CDCl₃



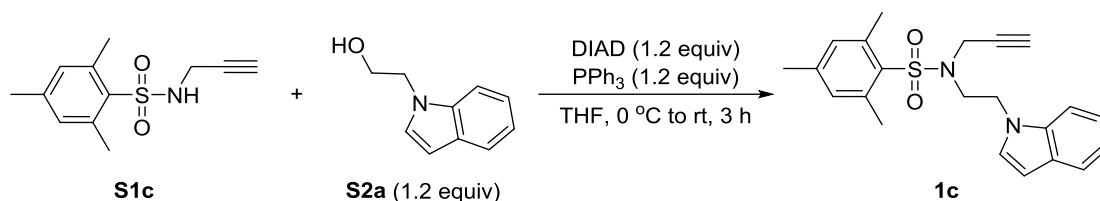
F6-101R. 2. f1d



¹³C NMR, 125 MHz, CDCl₃



***N*-2-(1*H*-indol-1-yl)ethyl)-2,4,6-trimethyl-*N*-(prop-2-yn-1-yl)benzenesulfonamide (**1c**)**



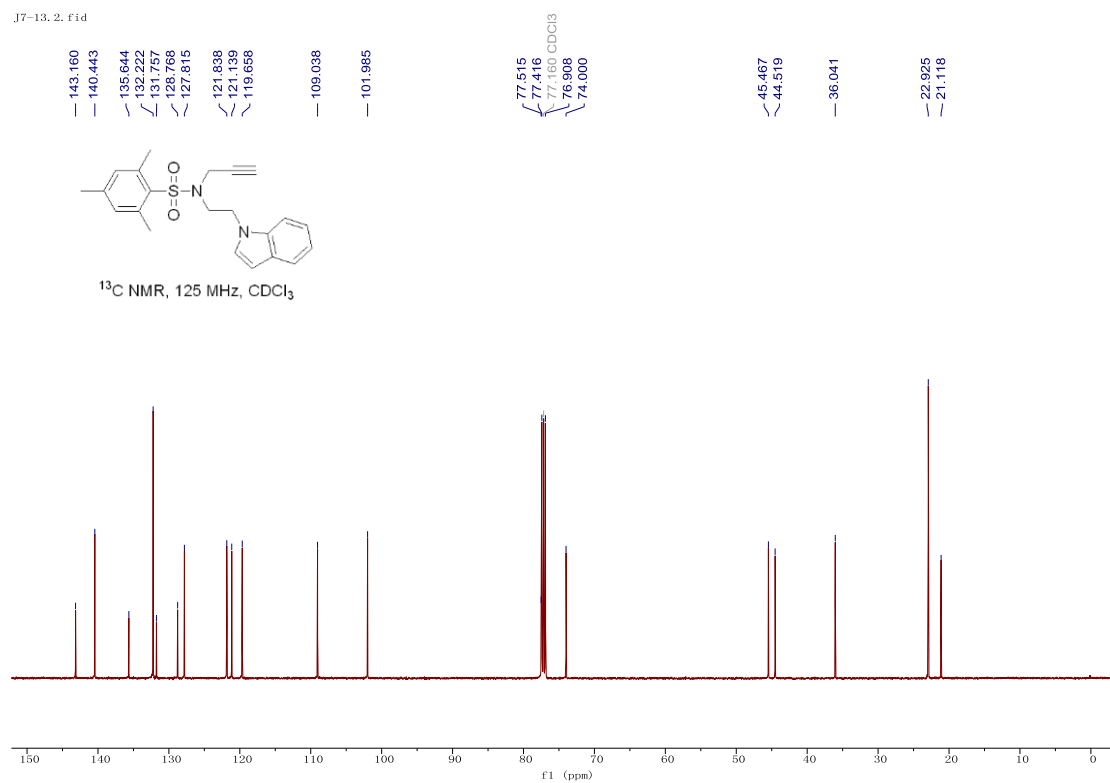
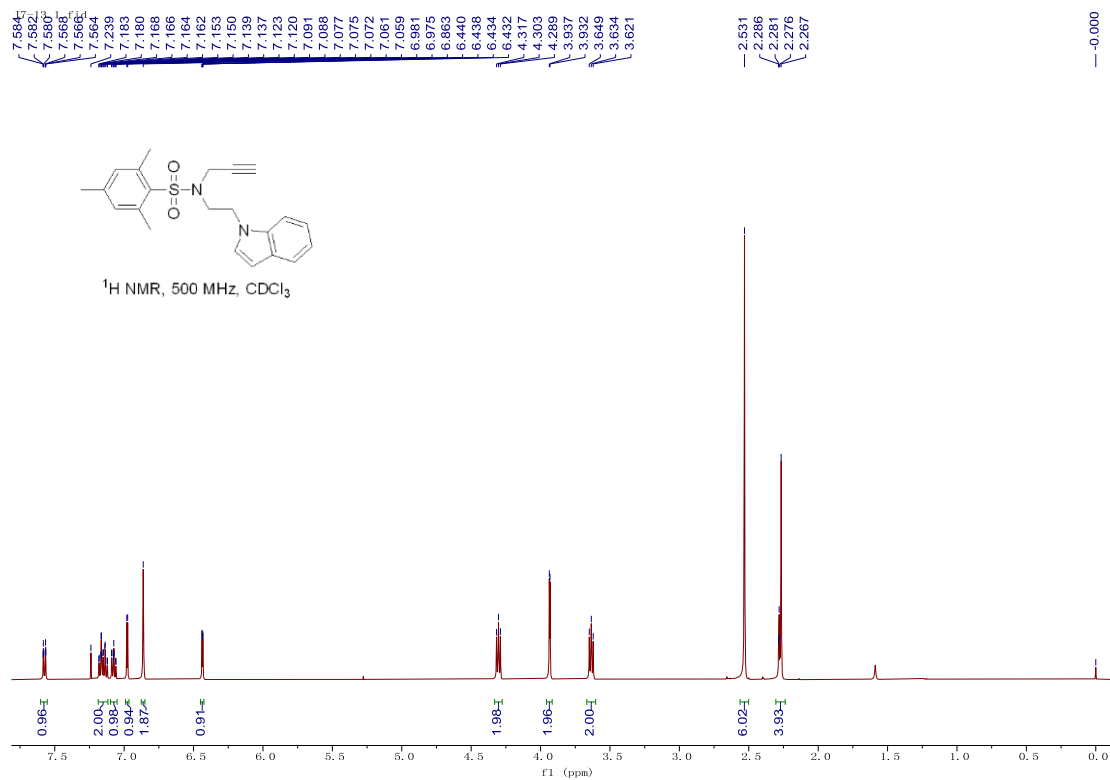
The compound **1c** (yellow oil, 291.0 mg, 76% yield) was obtained following General Procedure A from **S1c** (237.1 mg, 1.0 mmol, 1.0 equiv) and **S2a** (193.4 mg, 1.2 mmol, 1.2 equiv) using PPh₃ (314.8 mg, 1.2 mmol, 1.2 equiv) and DIAD (0.24 mL, 1.2 mmol, 1.2 equiv) after purification by flash column chromatography using petroleum ether/ethyl acetate = 8/1 (*R_f* = 0.29) as eluent.

¹H NMR (500 MHz, CDCl₃, TMS) δ 7.57 (dt, *J* = 8.0, 1.0 Hz, 1H), 7.18-7.12 (m, 2H), 7.09-7.06 (m, 1H), 6.98 (d, *J* = 3.0 Hz, 1H), 6.86 (s, 2H), 6.44 (dd, *J* = 3.0, 1.0 Hz, 1H), 4.30 (t, *J* = 7.0 Hz, 2H), 3.93 (d, *J* = 2.5 Hz, 2H), 3.63 (t, *J* = 7.0 Hz, 2H), 2.53 (s, 6H), 2.28 (t, *J* = 2.5 Hz, 1H), 2.27 (s, 3H).

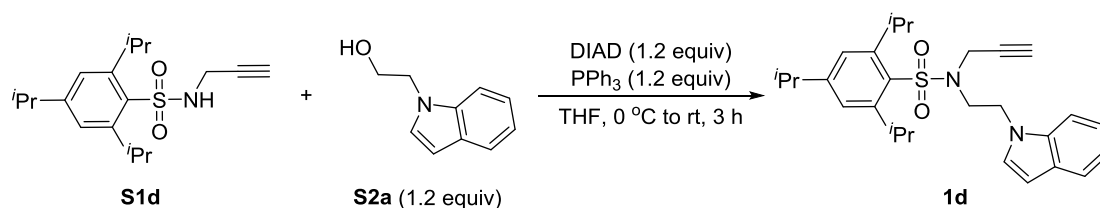
¹³C NMR (125 MHz, CDCl₃) δ 143.2, 140.4, 135.6, 132.2, 131.8, 128.8, 127.8, 121.8, 121.1, 119.7, 109.0, 102.0, 77.5, 74.0, 45.5, 44.5, 36.0, 22.9, 21.1.

IR (KBr) ν (cm⁻¹): 3280, 2938, 1604, 1464, 1319, 1155, 742, 654 cm⁻¹.

HRMS (ESI): calcd for C₂₂H₂₅N₂O₂S [M+H]⁺: 381.16313, found: 381.16299.



***N*-(2-(1*H*-indol-1-yl)ethyl)-2,4,6-triisopropyl-*N*-(prop-2-yn-1-yl)benzenesulfonamide (**1d**)**



The compound **1d** (yellow solid, 238.0 mg, 74% yield) was obtained following General Procedure A from **S1d** (221.8 mg, 0.69 mmol, 1.0 equiv) and **S2a** (133.8 mg, 0.83 mmol, 1.2 equiv) using PPh₃ (217.7 mg, 0.83 mmol, 1.2 equiv) and DIAD (0.16 mL, 0.83 mmol, 1.2 equiv) after purification by flash column chromatography using petroleum ether/ethyl acetate = 15/1 (R_f = 0.32) as eluent.

¹H NMR (500 MHz, CDCl₃, TMS) δ 7.60 (d, J = 7.5 Hz, 1H), 7.26 (d, J = 8.0 Hz, 1H), 7.19-7.15 (m, 3H), 7.10-7.06 (m, 2H), 6.48 (d, J = 3.0 Hz, 1H), 4.41 (t, J = 7.5 Hz, 2H), 4.12-4.07 (m, 2H), 3.93 (s, 2H), 3.68 (t, J = 7.5 Hz, 2H), 2.93-2.88 (m, 1H), 2.29 (s, 1H), 1.26-1.24 (m, 18H).

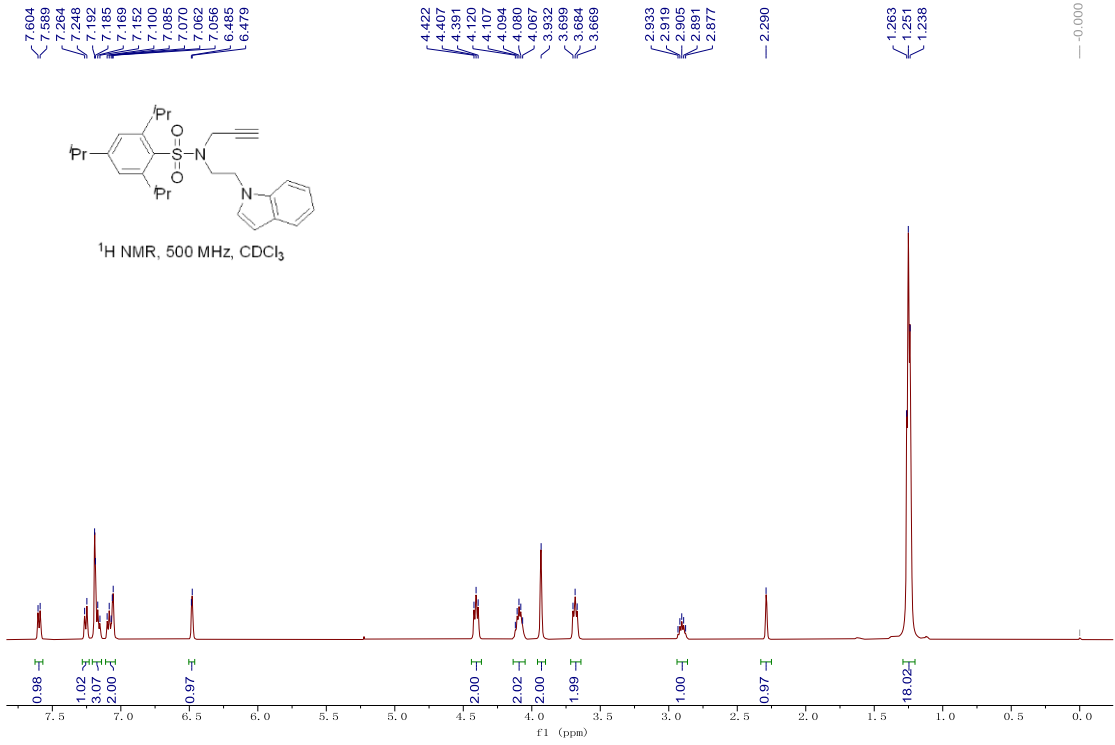
¹³C NMR (125 MHz, CDCl₃) δ 153.9, 151.9, 135.8, 130.2, 128.7, 127.8, 124.2, 121.9, 121.1, 119.7, 109.2, 102.0, 77.5, 74.2, 45.3, 44.5, 36.4, 34.3, 29.5, 24.9, 23.6.

IR (KBr) ν (cm⁻¹): 3304, 2960, 1464, 1361, 1314, 1299, 1254, 1149, 911, 744 cm⁻¹.

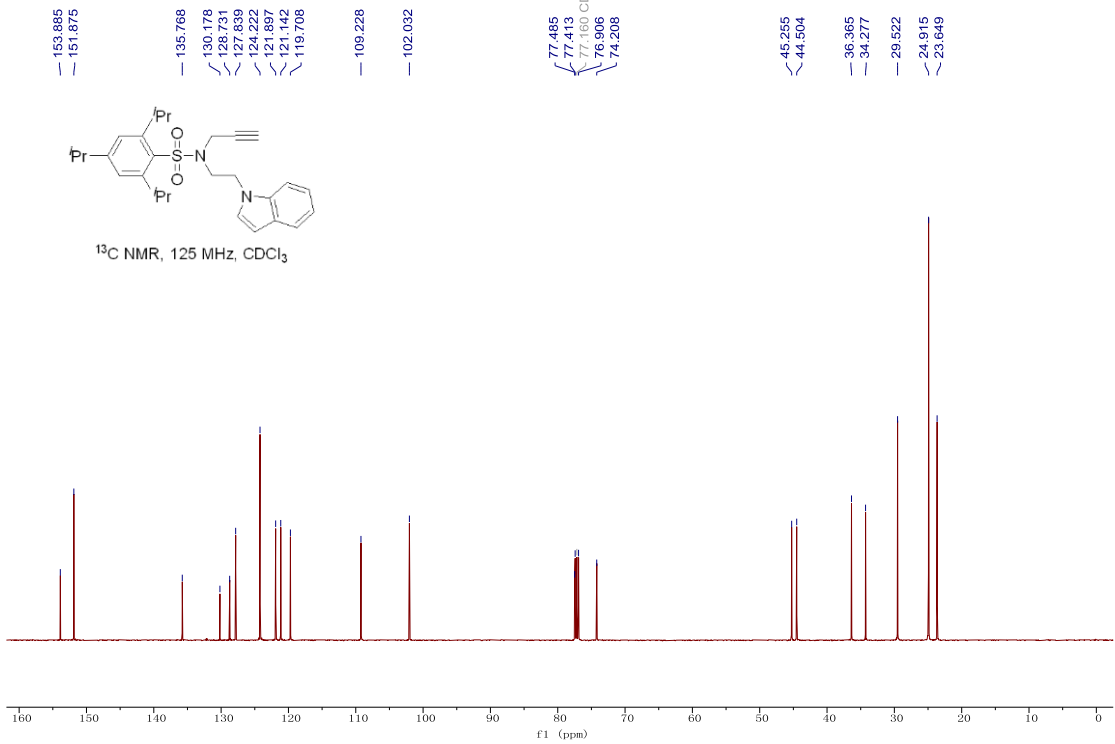
HRMS (ESI): calcd for C₂₈H₃₇N₂O₂S [M+H]⁺: 465.25703, found: 465.25702.

MP: 96-99 °C.

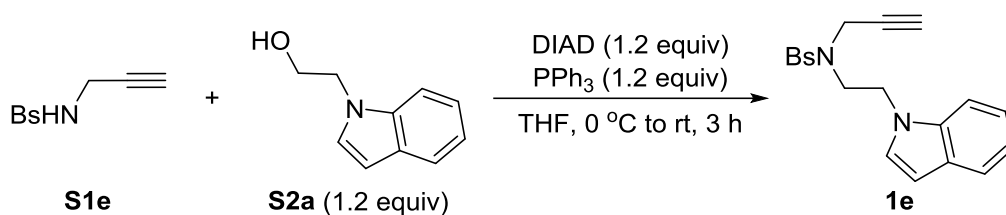
J7-14.1.fid



J7-14.2.fid



***N*-2-(1*H*-indol-1-yl)ethyl)-4-bromo-*N*-(prop-2-yn-1-yl)benzenesulfonamide (**1e**)**



The compound **1e** (yellow oil, 388.5 mg, 93% yield) was obtained following General Procedure A from **S1e** (274.1 mg, 1.0 mmol, 1.0 equiv) and **S2a** (193.4 mg, 1.2 mmol, 1.2 equiv) using PPh₃ (314.8 mg, 1.2 mmol, 1.2 equiv) and DIAD (0.24 mL, 1.2 mmol, 1.2 equiv) after purification by flash column chromatography using petroleum ether/ethyl acetate = 8/1 (*R_f* = 0.28) as eluent.

¹H NMR (500 MHz, CDCl₃, TMS) δ 7.66-7.61 (m, 3H), 7.58 (dt, *J* = 8.5, 2.0 Hz, 2H), 7.39 (dd, *J* = 8.0, 0.5 Hz, 1H), 7.24-7.21 (m, 1H), 7.14-7.10 (m, 2H), 6.51 (dd, *J* = 3.0, 0.5 Hz, 1H), 4.42 (t, *J* = 6.5 Hz, 2H), 3.78 (d, *J* = 2.5 Hz, 2H), 3.52 (t, *J* = 6.5 Hz, 2H), 2.04 (t, *J* = 2.5 Hz, 1H).

¹³C NMR (125 MHz, CDCl₃) δ 137.5, 135.8, 132.4, 129.2, 128.8, 128.2, 127.9, 122.1, 121.3, 119.9, 109.2, 102.3, 76.4, 74.5, 46.5, 45.9, 38.2.

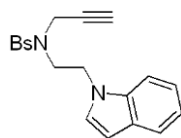
IR (KBr) ν (cm⁻¹): 3279, 1575, 1464, 1390, 1351, 1162, 1108, 1088, 1010 cm⁻¹.

HRMS (ESI): calcd for C₁₉H₁₈BrN₂O₂S [M+H]⁺: 417.02669, found: 417.02686.

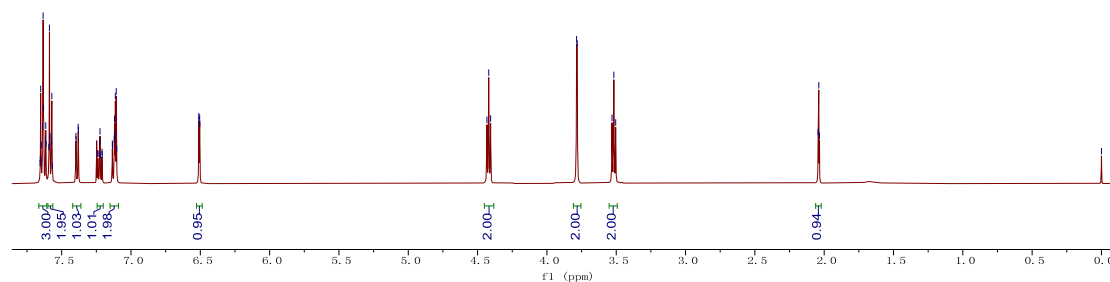
7.658
7.654
7.651
7.648
7.638
7.634
7.630
7.617
7.613
7.592
7.586
7.584
7.575
7.571
7.569
7.397
7.396
7.381
7.380
7.240
7.238
7.226
7.224
7.221
7.209
7.207
7.135
7.133
7.121
7.119
7.117
7.113
7.106
7.103
6.511
6.510
6.505
6.503
4.420
4.416
3.786
3.781
3.530
3.517
3.504

2.044
2.039
2.034

-0.000



$^1\text{H NMR}$, 500 MHz, CDCl_3



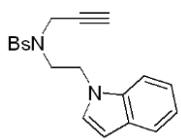
J7-11R. 2. f1d

137.458
135.807
132.393
128.203
128.804
128.214
127.935
122.105
121.298
119.898
109.202
102.291

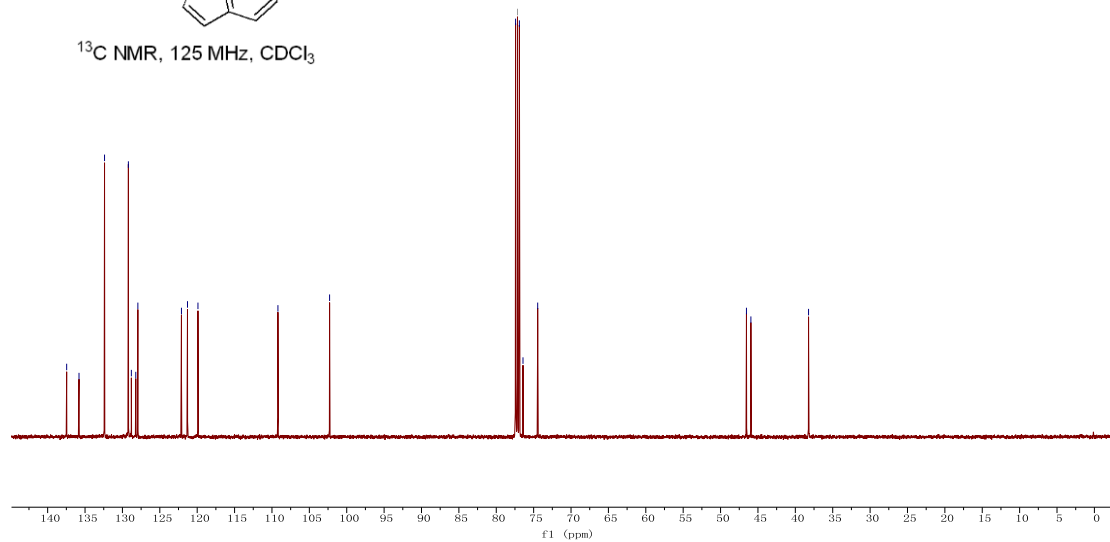
77.415
77.160 CDCl_3
76.907
76.425
74.460

46.537
45.944

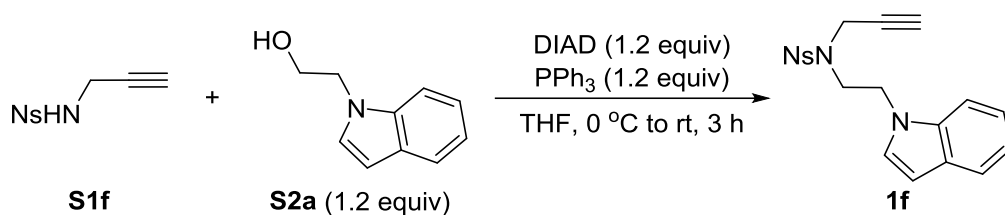
38.232



$^{13}\text{C NMR}$, 125 MHz, CDCl_3



***N*-2-(1*H*-indol-1-yl)ethyl)-4-nitro-*N*-(prop-2-yn-1-yl)benzenesulfonamide (**1f**)**



The compound **1f** (yellow solid, 375.2 mg, 98% yield) was obtained following General Procedure A from **S1f** (240.2 mg, 1.0 mmol, 1.0 equiv) and **S2a** (193.4 mg, 1.2 mmol, 1.2 equiv) using PPh₃ (314.8 mg, 1.2 mmol, 1.2 equiv) and DIAD (0.24 mL, 1.2 mmol, 1.2 equiv) after purification by flash column chromatography using petroleum ether/ethyl acetate = 4/1 (R_f = 0.32) as eluent.

¹H NMR (500 MHz, CDCl₃, TMS) δ 8.20 (d, J = 8.5 Hz, 2H), 7.89 (d, J = 8.5 Hz, 2H), 7.59 (dt, J = 8.0, 1.0 Hz, 1H), 7.34 (dd, J = 8.0, 1.0 Hz, 1H), 7.22-7.19 (m, 1H), 7.12-7.08 (m, 2H), 6.49 (dd, J = 3.0, 1.0 Hz, 1H), 4.41 (t, J = 6.0 Hz, 2H), 3.84 (d, J = 2.5 Hz, 2H), 3.59 (t, J = 6.0 Hz, 2H), 2.07 (t, J = 2.5 Hz, 1H).

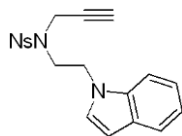
¹³C NMR (125 MHz, CDCl₃) δ 150.2, 144.2, 135.7, 128.80, 128.75, 127.8, 124.2, 122.2, 121.3, 120.0, 109.0, 102.5, 76.2, 74.8, 46.6, 45.7, 38.0.

IR (KBr) ν (cm⁻¹): 3266, 1532, 1464, 1349, 1255, 1109, 750, 620 cm⁻¹.

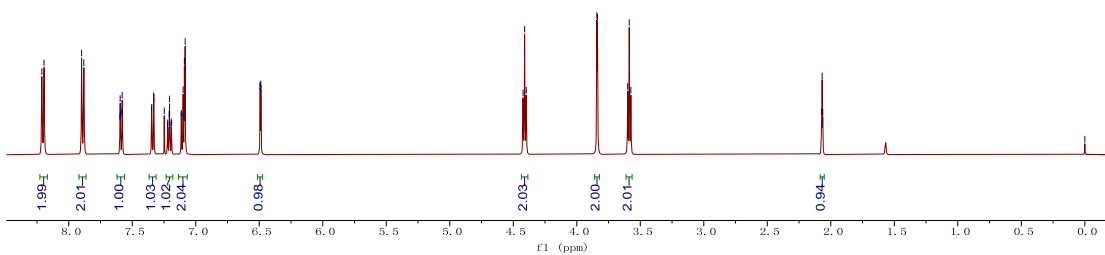
HRMS (ESI): calcd for C₁₉H₁₈N₃O₄S [M+H]⁺: 384.10125, found: 384.10144.

MP: 80-84 °C.

8.212, 8.195, 7.899, 7.887, 7.597, 7.595, 7.593, 7.581, 7.579, 7.577, 7.546, 7.545, 7.332, 7.330, 7.248, 7.223, 7.221, 7.209, 7.206, 7.204, 7.192, 7.190, 7.115, 7.113, 7.102, 7.100, 7.088, 7.089, 7.083, 6.494, 6.493, 6.488, 6.486, 4.423, 4.411, 4.398, 3.842, 3.837, 3.839, 3.837, 3.574, 2.073, 2.068, 2.063, -0.000

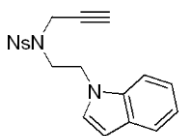


¹H NMR, 500 MHz, CDCl₃

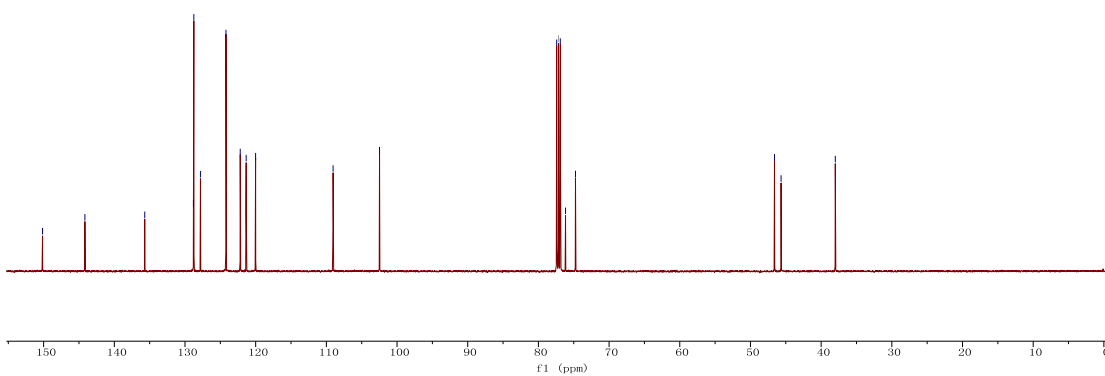


J7-120. 2. f1.d

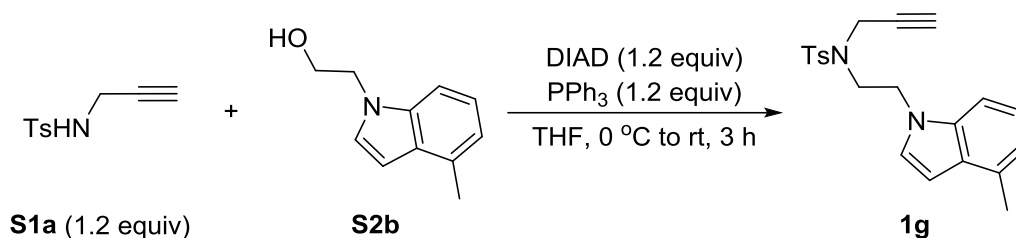
150.157, 144.161, 135.696, 128.804, 128.750, 127.816, 124.203, 122.186, 121.345, 120.012, 109.048, 102.478, 77.413, 77.160, 76.905, 76.482, 74.757, 46.601, 45.668, 37.998



¹³C NMR, 125 MHz, CDCl₃



4-methyl-*N*-(2-(4-methyl-1*H*-indol-1-yl)ethyl)-*N*-(prop-2-yn-1-yl)benzenesulfonamide (1g**)**



The compound **1g** (yellow solid, 361.0 mg, 74% yield) was obtained following General Procedure A from **S1a** (336.9 mg, 1.61 mmol, 1.2 equiv) and **S2b** (235.5 mg, 1.34 mmol, 1.0 equiv) using PPh₃ (422.3 mg, 1.61 mmol, 1.2 equiv) and DIAD (0.32 mL, 1.61 mmol, 1.2 equiv) after purification by flash column chromatography using petroleum ether/ethyl acetate = 8/1 (*R_f* = 0.25) as eluent.

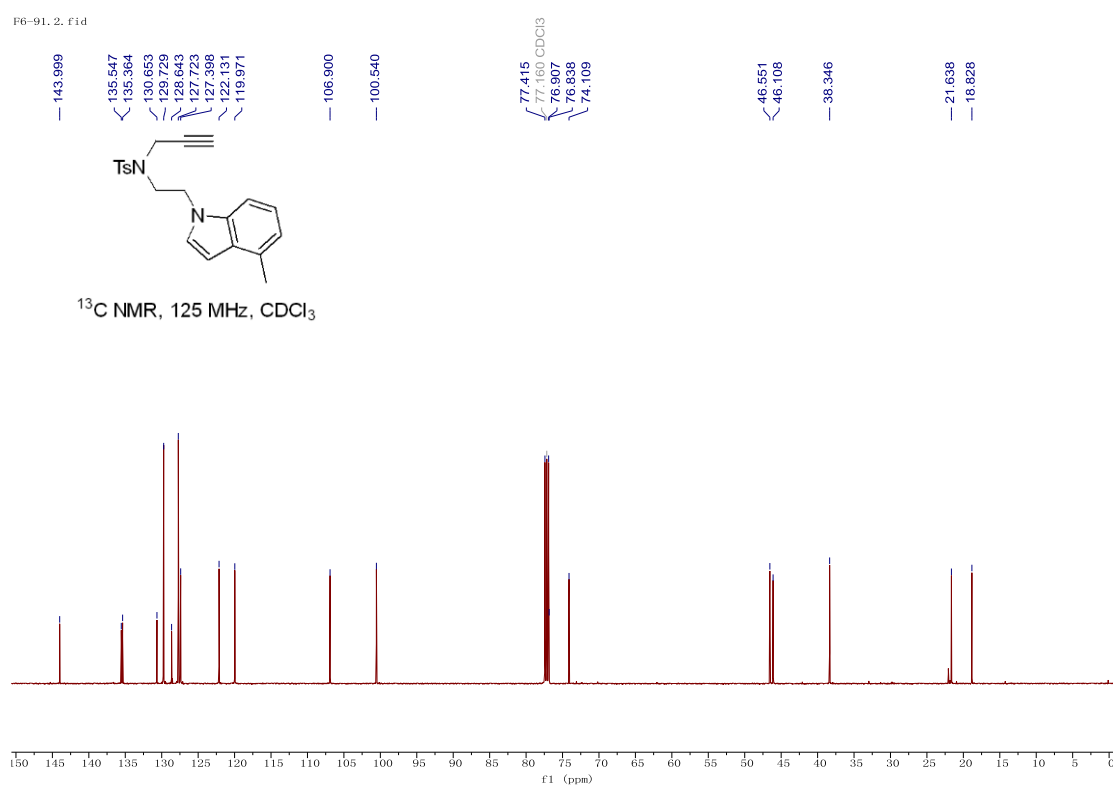
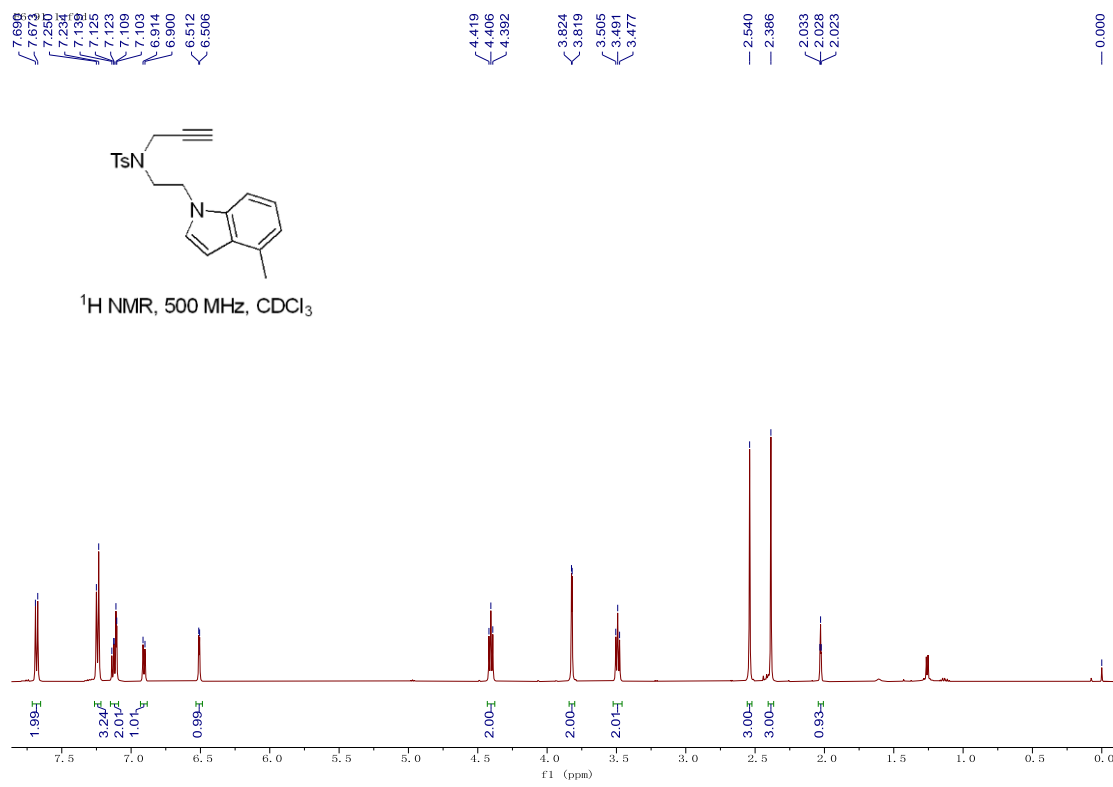
¹H NMR (500 MHz, CDCl₃, TMS) δ 7.68 (d, *J* = 8.5 Hz, 2H), 7.24 (d, *J* = 8.0 Hz, 3H), 7.14-7.10 (m, 2H), 6.91 (d, *J* = 7.0 Hz, 1H), 6.51 (d, *J* = 3.0 Hz, 1H), 4.41 (t, *J* = 6.5 Hz, 2H), 3.82 (d, *J* = 2.5 Hz, 2H), 3.49 (t, *J* = 6.5 Hz, 2H), 2.54 (s, 3H), 2.39 (s, 3H), 2.03 (t, *J* = 2.5 Hz, 1H).

¹³C NMR (125 MHz, CDCl₃) δ 144.0, 135.5, 135.4, 130.7, 129.7, 128.6, 127.7, 127.4, 122.1, 120.0, 106.9, 100.5, 76.8, 74.1, 46.6, 46.1, 38.3, 21.6, 18.8.

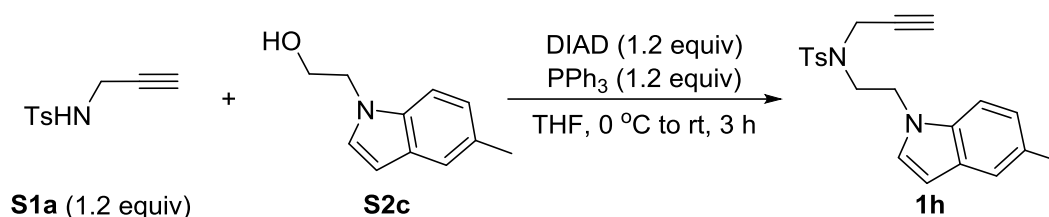
IR (KBr) ν (cm⁻¹): 3312, 1494, 1333, 1299, 1161, 1096, 753, 730 cm⁻¹.

HRMS (ESI): calcd for C₂₁H₂₃N₂O₂S [M+H]⁺: 367.14748, found: 367.14743.

MP: 63-65 °C.



4-methyl-N-(2-(5-methyl-1H-indol-1-yl)ethyl)-N-(prop-2-yn-1-yl)benzenesulfonamide (1h)



The compound **1h** (white solid, 188.2 mg, 88% yield) was obtained following General Procedure A from **S1a** (146.4 mg, 0.70 mmol, 1.2 equiv) and **S2c** (101.9 mg, 0.58 mmol, 1.0 equiv) using PPh₃ (183.6 mg, 0.70 mmol, 1.2 equiv) and DIAD (0.32 mL, 0.70 mmol, 1.2 equiv), after purification by flash column chromatography using petroleum ether/ethyl acetate = 8/1 (R_f = 0.26) as eluent.

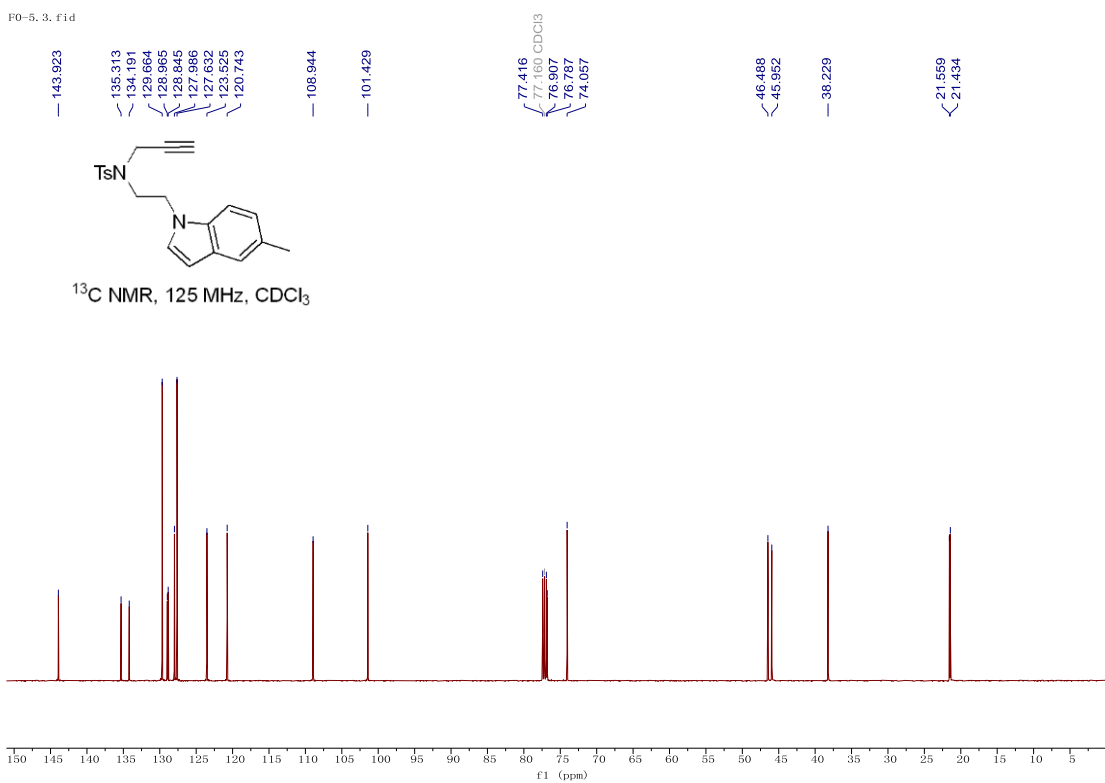
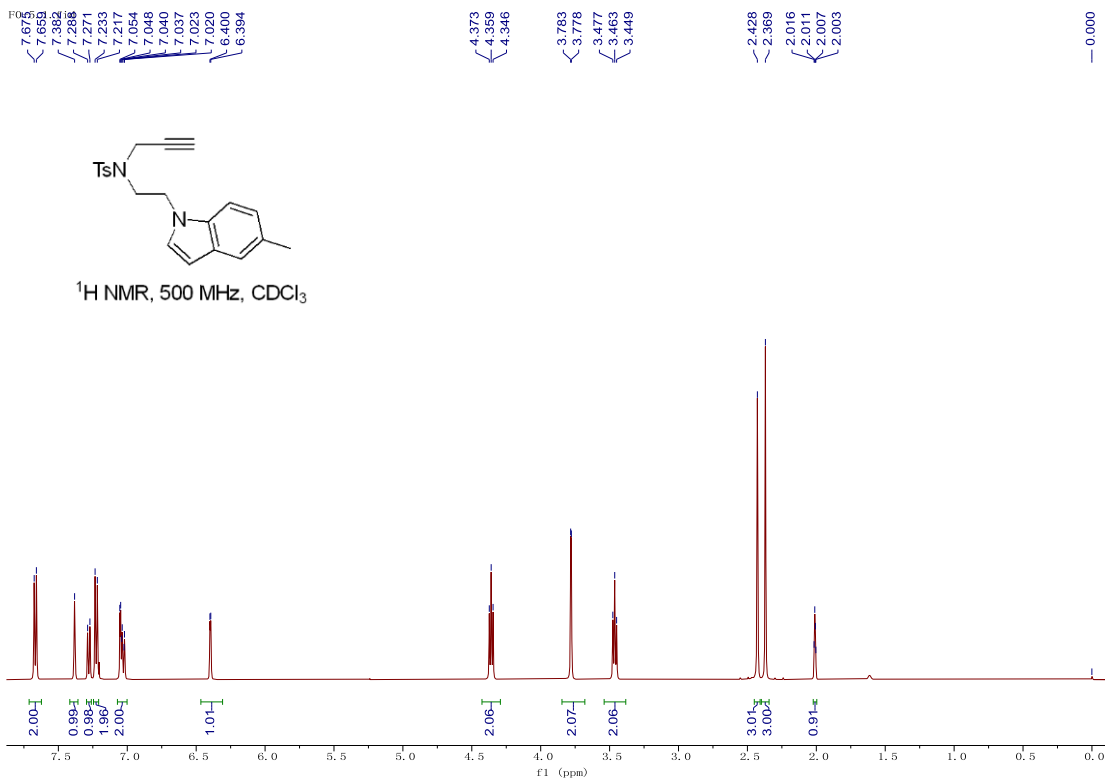
¹H NMR (500 MHz, CDCl₃, TMS) δ 7.67 (d, J = 8.0 Hz, 2H), 7.38 (s, 1H), 7.28 (d, J = 8.5 Hz, 1H), 7.22 (d, J = 8.0 Hz, 2H), 7.05-7.02 (m, 2H), 6.40 (d, J = 3.0 Hz, 1H), 4.36 (t, J = 7.0 Hz, 2H), 3.78 (d, J = 2.5 Hz, 2H), 3.46 (t, J = 7.0 Hz, 2H), 2.43 (s, 3H), 2.37 (s, 3H), 2.02-2.00 (m, 1H).

¹³C NMR (125 MHz, CDCl₃) δ 143.9, 135.3, 134.2, 129.7, 129.0, 128.8, 128.0, 127.6, 123.5, 120.7, 108.9, 101.4, 76.8, 74.1, 46.5, 46.0, 38.2, 21.6, 21.4.

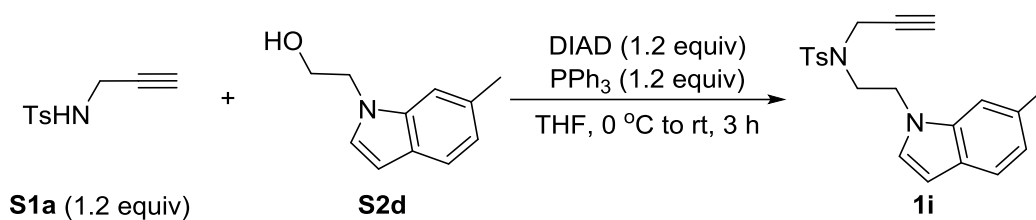
IR (KBr) ν (cm⁻¹): 3260, 1344, 1301, 1160, 880, 725, 689, 664 cm⁻¹.

HRMS (ESI): calcd for C₂₁H₂₃N₂O₂S [M+H]⁺: 367.14748, found: 367.14755.

MP: 79-82 °C.



4-methyl-*N*-(2-(6-methyl-1*H*-indol-1-yl)ethyl)-*N*-(prop-2-yn-1-yl)benzenesulfonamide (1i**)**



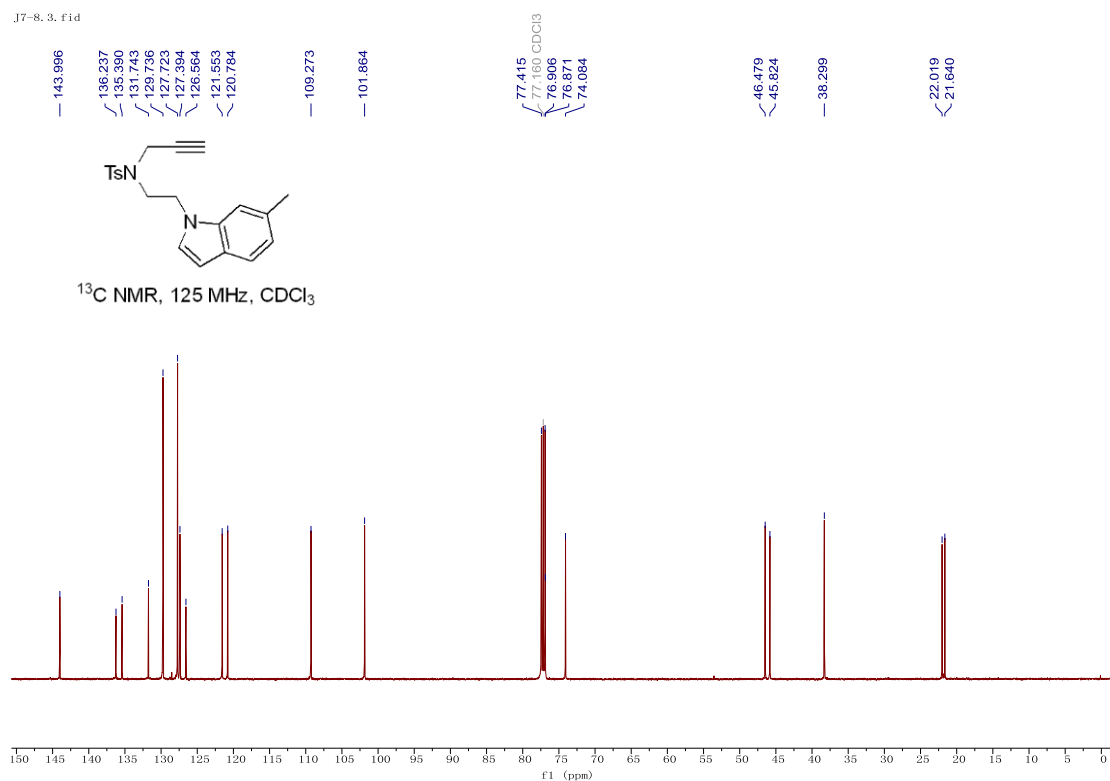
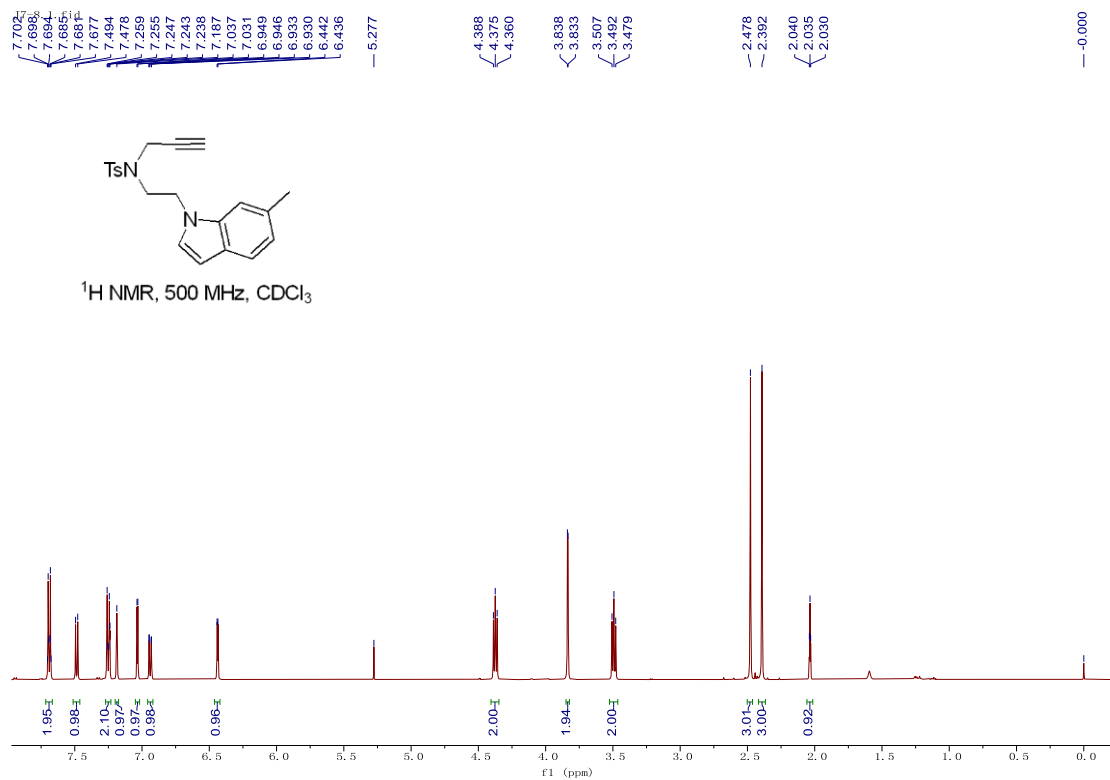
The compound **1i** (yellow oil, 301.6 mg, 82% yield) was obtained following General Procedure A from **S1a** (251.1 mg, 1.2 mmol, 1.2 equiv) and **S2d** (175.2 mg, 1.0 mmol, 1.0 equiv) using PPh_3 (314.8 mg, 1.2 mmol, 1.2 equiv) and DIAD (0.24 mL, 1.2 mmol, 1.2 equiv), after purification by flash column chromatography using petroleum ether/ethyl acetate = 8/1 (R_f = 0.28) as eluent.

$^1\text{H NMR}$ (500 MHz, CDCl_3 , TMS) δ 7.69 (dt, J = 8.5, 2.0 Hz, 2H), 7.49 (d, J = 8.0 Hz, 1H), 7.26-7.24 (m, 2H), 7.19 (s, 1H), 7.03 (d, J = 3.0 Hz, 1H), 6.94 (dd, J = 8.0, 1.5 Hz, 1H), 6.44 (d, J = 3.0 Hz, 1H), 4.38 (t, J = 6.5 Hz, 2H), 3.84 (d, J = 2.5 Hz, 2H), 3.49 (t, J = 6.5 Hz, 2H), 2.48 (s, 3H), 2.39 (s, 3H), 2.04 (t, J = 2.5 Hz, 1H).

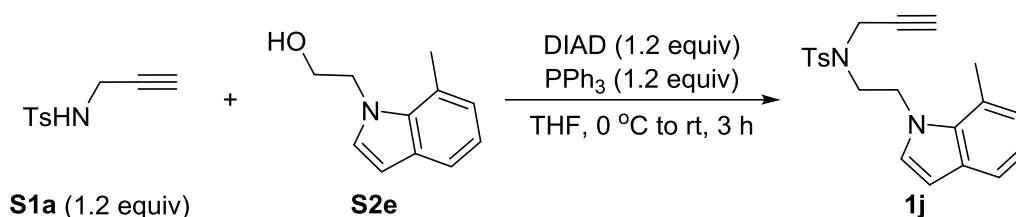
$^{13}\text{C NMR}$ (125 MHz, CDCl_3) δ 144.0, 136.2, 135.4, 131.7, 129.7, 127.7, 127.4, 126.6, 121.6, 120.8, 109.3, 101.9, 76.9, 74.1, 46.5, 45.8, 38.3, 22.0, 21.6.

IR (KBr) ν (cm^{-1}): 3274, 1509, 1468, 1345, 1160, 1106, 804, 727, 658 cm^{-1} .

HRMS (ESI): calcd for $\text{C}_{21}\text{H}_{23}\text{N}_2\text{O}_2\text{S}$ [$\text{M}+\text{H}$] $^+$: 367.14748, found: 367.14746.



4-methyl-*N*-(2-(7-methyl-1*H*-indol-1-yl)ethyl)-*N*-(prop-2-yn-1-yl)benzenesulfonamide (1j**)**



The compound **1j** (yellow solid, 226.1 mg, 58% yield) was obtained following General Procedure A from **S1a** (265.8 mg, 1.27 mmol, 1.2 equiv) and **S2e** (185.9 mg, 1.06 mmol, 1.0 equiv) using PPh₃ (333.1 mg, 1.27 mmol, 1.2 equiv) and DIAD (0.25 mL, 1.27 mmol, 1.2 equiv), after purification by flash column chromatography using petroleum ether/ethyl acetate = 8/1 (R_f = 0.29) as eluent.

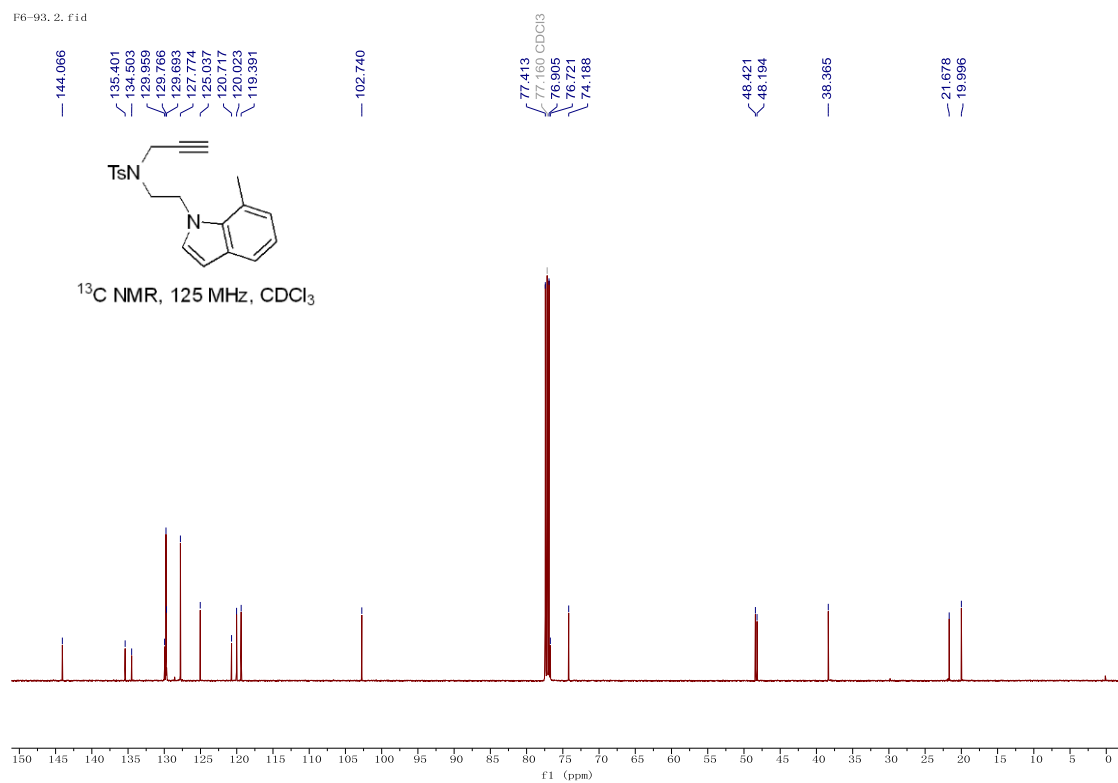
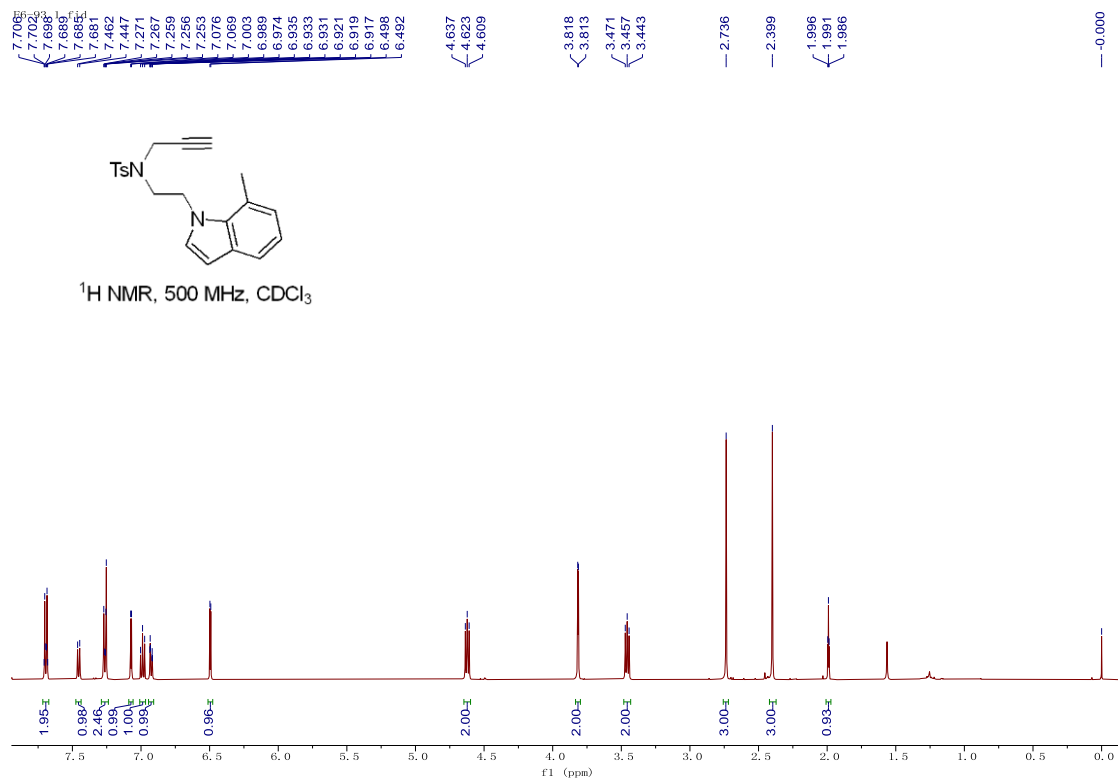
¹H NMR (500 MHz, CDCl₃, TMS) δ 7.69 (dt, J = 8.5, 2.0 Hz, 2H), 7.45 (d, J = 7.5 Hz, 1H), 7.27-7.25 (m, 2H), 7.07 (d, J = 3.5 Hz, 1H), 6.99 (t, J = 7.5 Hz, 1H), 6.93 (dt, J = 7.0, 1.0 Hz, 1H), 6.49 (d, J = 3.0 Hz, 1H), 4.62 (t, J = 7.0 Hz, 2H), 3.82 (d, J = 2.5 Hz, 2H), 3.46 (t, J = 7.0 Hz, 2H), 2.74 (s, 3H), 2.40 (s, 3H), 1.99 (t, J = 2.5 Hz, 1H).

¹³C NMR (125 MHz, CDCl₃) δ 144.1, 135.4, 134.5, 130.0, 129.8, 129.7, 127.8, 125.0, 120.7, 120.0, 119.4, 102.7, 76.7, 74.2, 48.4, 48.2, 38.4, 21.7, 20.0.

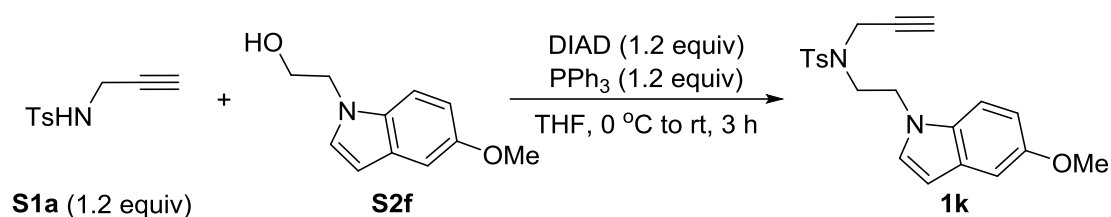
IR (KBr) ν (cm⁻¹): 3278, 1359, 1350, 1328, 1312, 1161, 1097, 880 cm⁻¹.

HRMS (ESI): calcd for C₂₁H₂₃N₂O₂S [M+H]⁺: 367.14748, found: 367.14746.

MP: 85-88 °C.



***N*-(2-(5-methoxy-1*H*-indol-1-yl)ethyl)-4-methyl-*N*-(prop-2-yn-1-yl)benzenesulfonamide (**1k**)**



The compound **1k** (yellow solid, 370.1 mg, 97% yield) was obtained following General Procedure A from **S1a** (251.1 mg, 1.2 mmol, 1.2 equiv) and **S2f** (1.0 mmol, 191.2 mg, 1.0 equiv) using PPh_3 (314.8 mg, 1.2 mmol, 1.2 equiv) and DIAD (0.24 mL, 1.2 mmol, 1.2 equiv), after purification by flash column chromatography using petroleum ether/ethyl acetate = 4/1 (R_f = 0.34) as eluent.

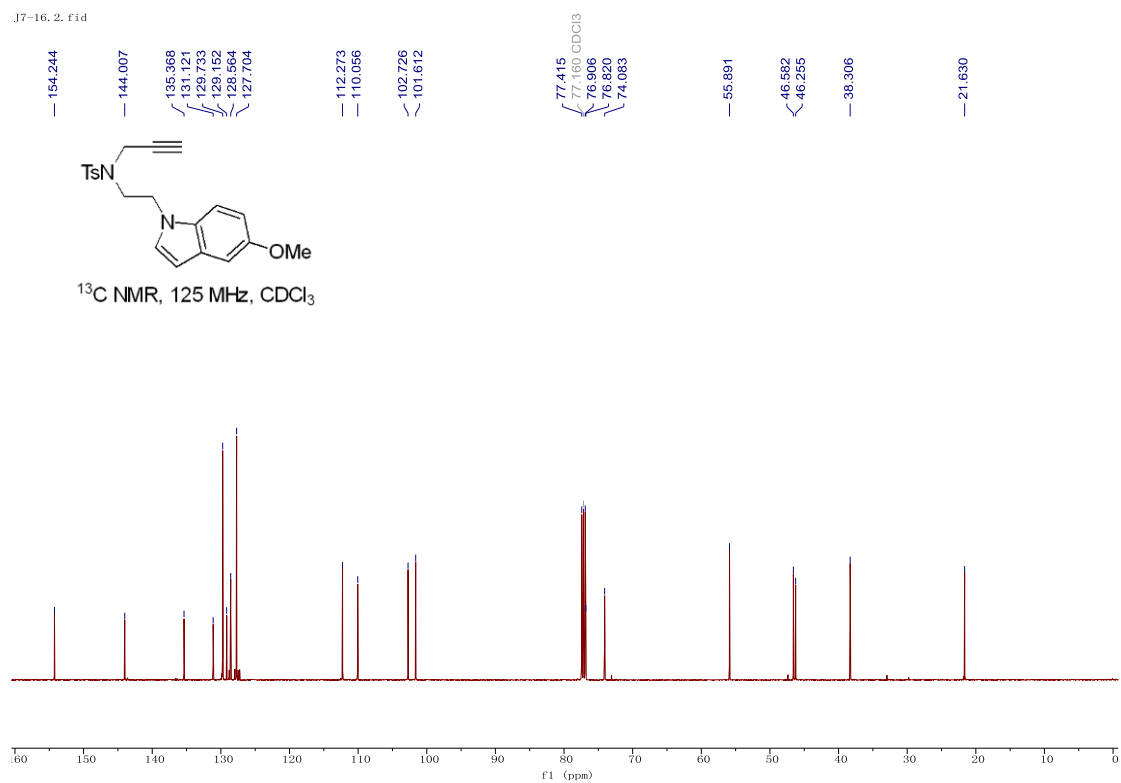
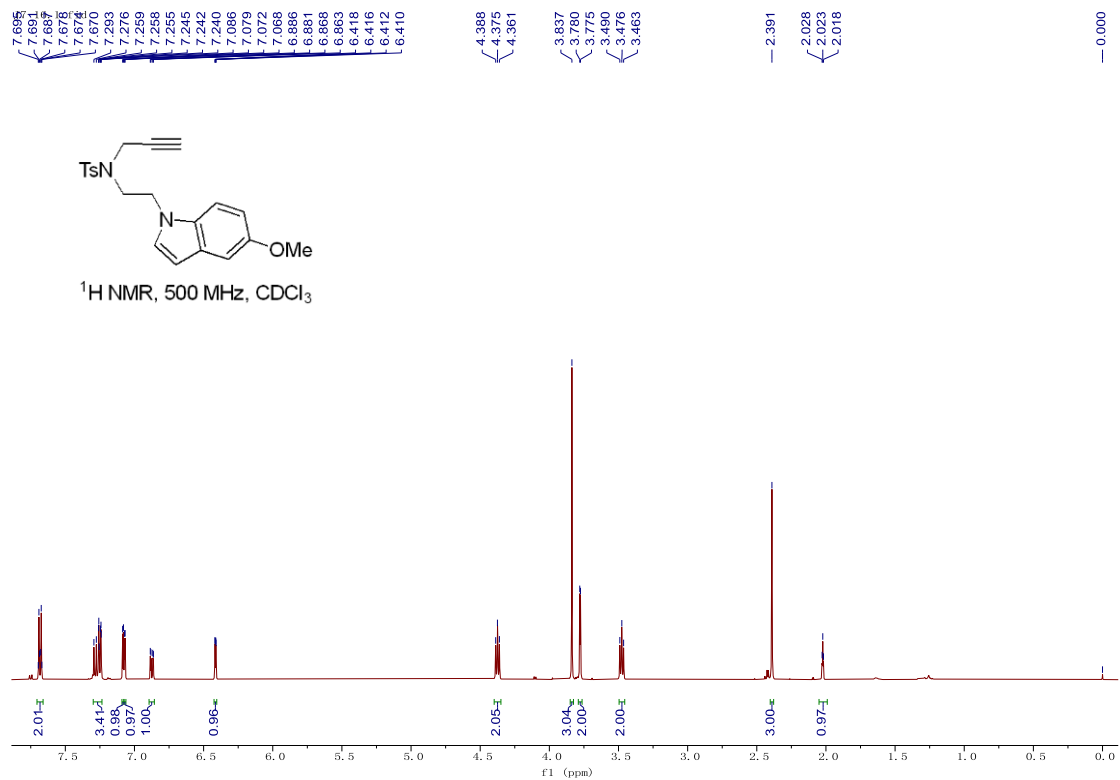
$^1\text{H NMR}$ (500 MHz, CDCl_3 , TMS) δ 7.68 (dt, J = 7.5, 2.0 Hz, 2H), 7.29-7.24 (m, 3H), 7.08 (d, J = 3.5 Hz, 1H), 7.07 (d, J = 2.0 Hz, 1H), 6.87 (dd, J = 9.0, 2.5 Hz, 1H), 6.41 (dd, J = 3.0, 1.0 Hz, 1H), 4.38 (t, J = 6.5 Hz, 2H), 3.84 (s, 3H), 3.78 (d, J = 2.5 Hz, 2H), 3.48 (t, J = 6.5 Hz, 2H), 2.39 (s, 3H), 2.02 (t, J = 2.5 Hz, 1H).

$^{13}\text{C NMR}$ (125 MHz, CDCl_3) δ 154.2, 144.0, 135.4, 131.1, 129.7, 129.2, 128.6, 127.7, 112.3, 110.1, 102.7, 101.6, 76.8, 74.1, 55.9, 46.6, 46.3, 38.3, 21.6.

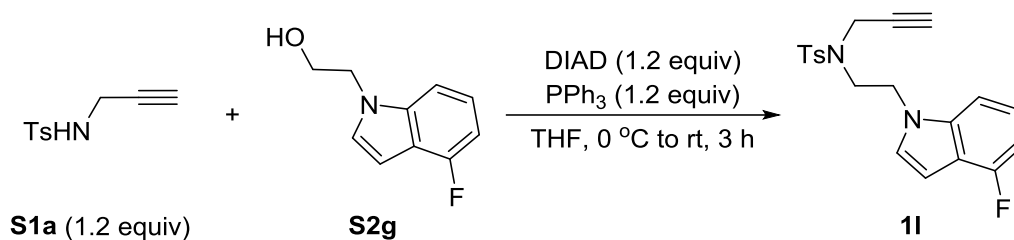
IR (KBr) $\nu(\text{cm}^{-1})$: 3269, 1489, 1446, 1341, 1239, 1161, 1152, 797, 728 cm^{-1} .

HRMS (ESI): calcd for $\text{C}_{21}\text{H}_{23}\text{N}_2\text{O}_3\text{S}$ $[\text{M}+\text{H}]^+$: 383.14239, found: 383.14227.

MP: 63-65 $^\circ\text{C}$.



***N*-(2-(4-fluoro-1*H*-indol-1-yl)ethyl)-4-methyl-*N*-(prop-2-yn-1-yl)benzenesulfonamide (**11**)**



The compound **11** (yellow oil, 137 mg, 66% yield) was obtained following General Procedure A from **S1a** (141.2 mg, 0.67 mmol, 1.2 equiv) and **S2g** (100.4 mg, 0.56 mmol, 1.0 equiv) using PPh₃ (175.7 mg, 0.67 mmol, 1.2 equiv) and DIAD (0.13 mL, 0.67 mmol, 1.2 equiv), after purification by flash column chromatography using petroleum ether/ethyl acetate = 6/1 (*R_f* = 0.24) as eluent.

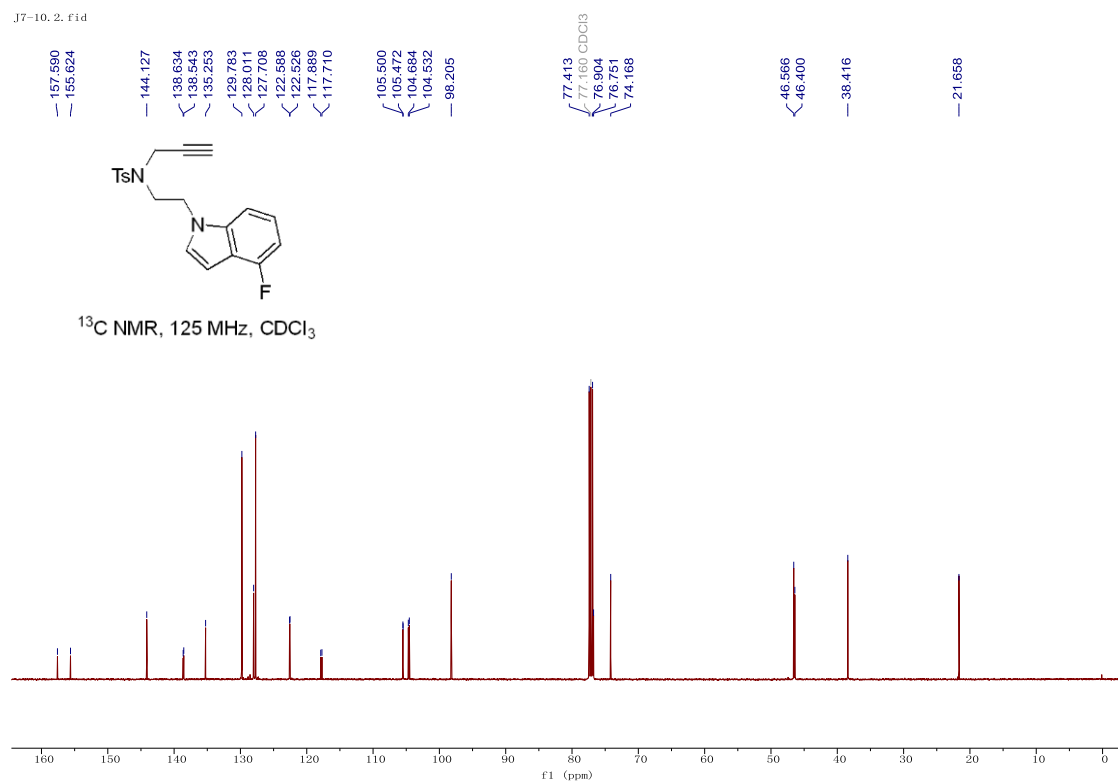
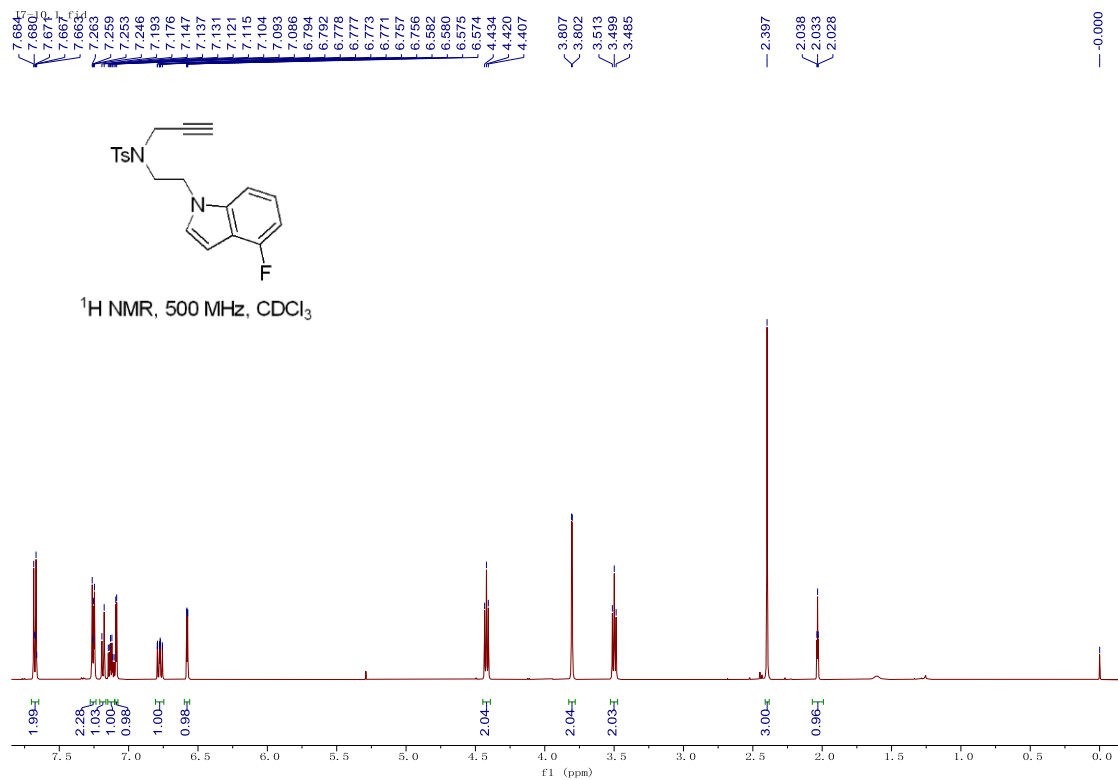
¹H NMR (500 MHz, CDCl₃, TMS) δ 7.68 (dt, *J* = 8.5, 2.0 Hz, 2H), 7.26-7.25 (m, 2H), 7.18 (d, *J* = 8.5 Hz, 1H), 7.15-7.10 (m, 1H), 7.09 (d, *J* = 8.5 Hz, 1H), 6.77 (ddd, *J* = 10.5, 8.0, 1.0 Hz, 1H), 6.58 (dd, *J* = 3.5, 1.0 Hz, 1H), 4.42 (t, *J* = 7.0 Hz, 2H), 3.80 (d, *J* = 2.5 Hz, 2H), 3.50 (t, *J* = 7.0 Hz, 2H), 2.40 (s, 3H), 2.04 (t, *J* = 2.5 Hz, 1H).

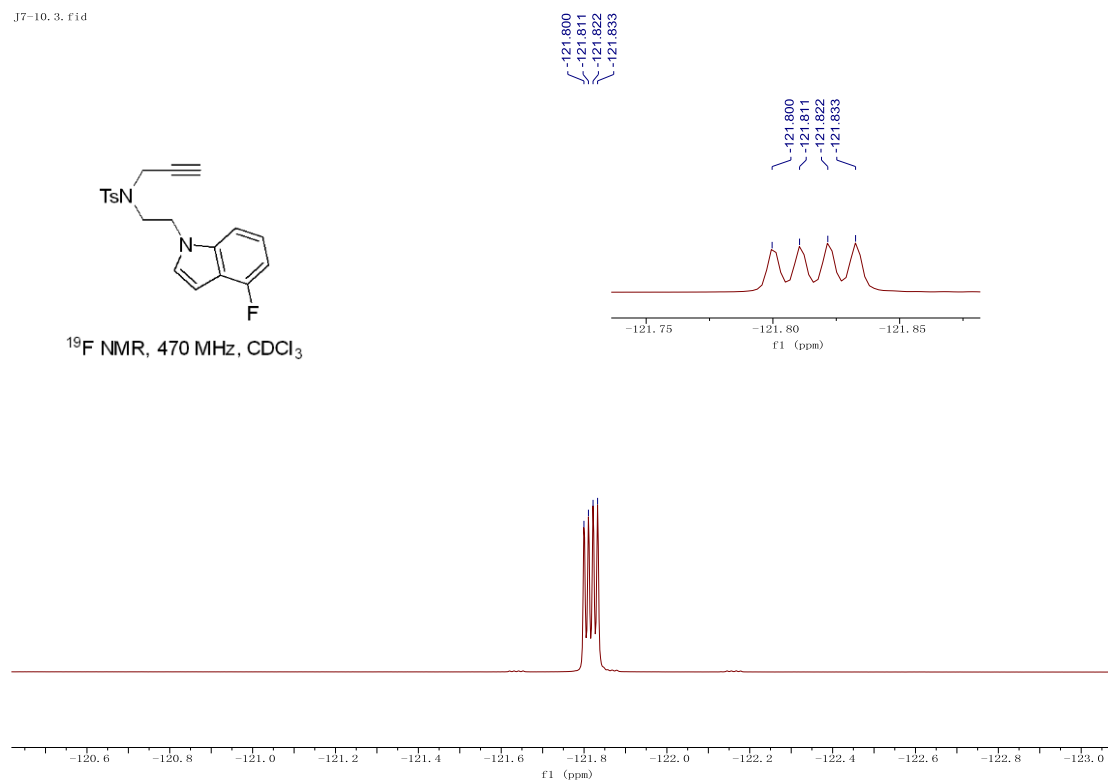
¹³C NMR (125 MHz, CDCl₃) δ 156.6 (d, *J* = 245.8 Hz), 144.1, 138.6 (d, *J* = 11.4 Hz), 135.3, 129.8, 128.0, 127.7, 122.6 (d, *J* = 7.8 Hz), 117.8 (d, *J* = 22.4 Hz), 105.5 (d, *J* = 3.5 Hz), 104.6 (d, *J* = 19.0 Hz), 98.2, 76.8, 74.2, 46.6, 46.4, 38.4, 21.7.

¹⁹F NMR (470 MHz, CDCl₃) δ (-121.80) - (-121.83) (m).

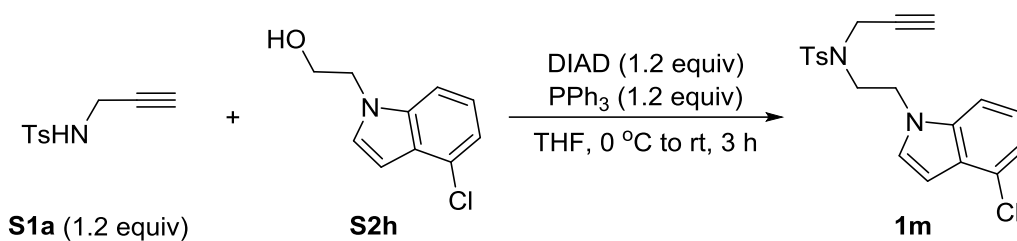
IR (KBr) ν (cm⁻¹): 3292, 2926, 1496, 1347, 1227, 1160, 742, 659 cm⁻¹.

HRMS (ESI): calcd for C₂₀H₂₀FN₂O₂S [M+H]⁺: 371.12240, found: 371.12247.





***N*-(2-(4-chloro-1*H*-indol-1-yl)ethyl)-4-methyl-*N*-(prop-2-yn-1-yl)benzenesulfonamide (**1m**)**



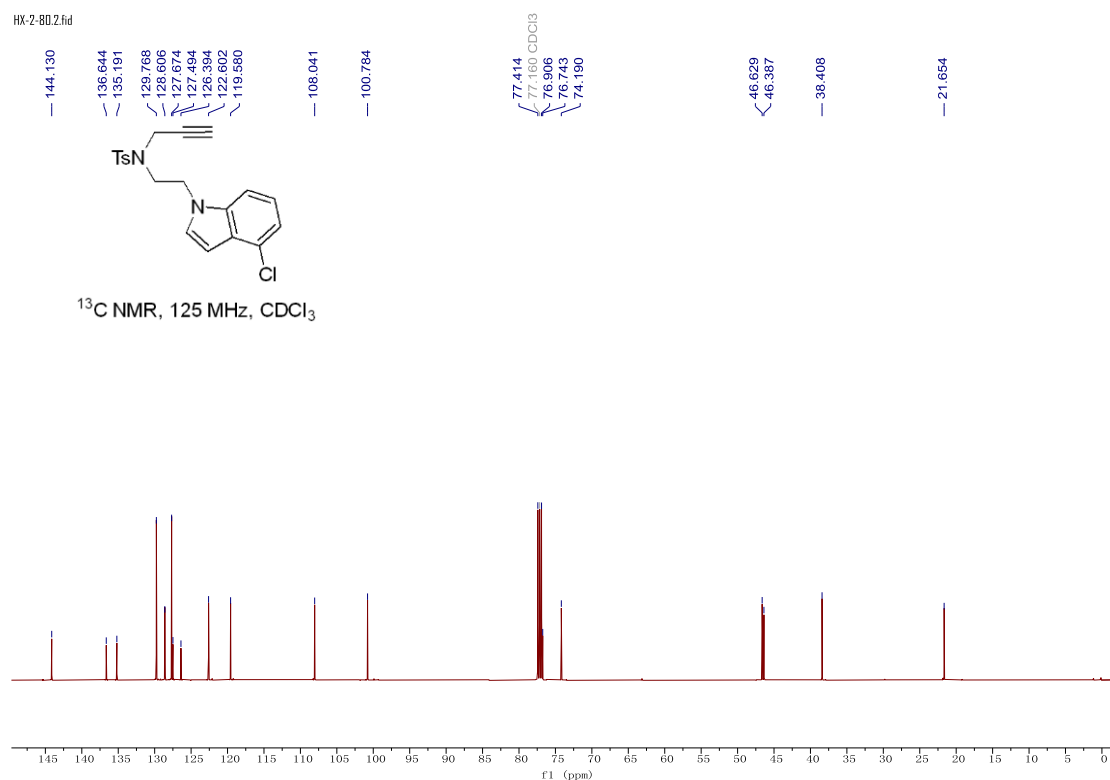
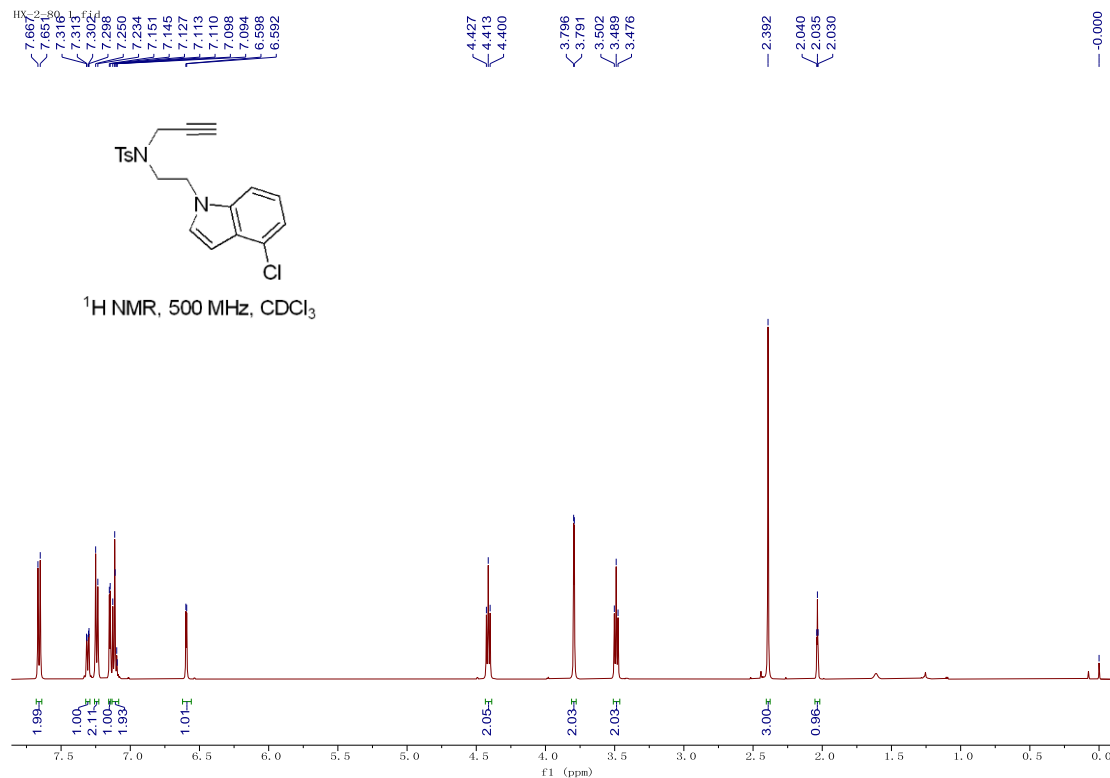
The compound **1m** (yellow oil, 159.4 mg, 87% yield) was obtained following General Procedure A from **S1a** (118.4 mg, 0.57 mmol, 1.2 equiv) and **S2h** (92.3 mg, 0.47 mmol, 1.0 equiv) using PPh₃ (148.5 mg, 0.57 mmol, 1.2 equiv) and DIAD (0.11 mL, 0.57 mmol, 1.2 equiv), after purification by flash column chromatography using petroleum ether/ethyl acetate = 6/1 (*R_f* = 0.22) as eluent.

¹H NMR (500 MHz, CDCl₃, TMS) δ 7.66 (d, *J* = 8.0 Hz, 2H), 7.31 (dd, *J* = 7.0, 1.5 Hz, 1H), 7.24 (d, *J* = 8.0 Hz, 2H), 7.15 (d, *J* = 3.0 Hz, 1H), 7.13-7.09 (m, 2H), 6.60 (d, *J* = 3.0 Hz, 1H), 4.41 (t, *J* = 7.0 Hz, 2H), 3.79 (d, *J* = 2.5 Hz, 2H), 3.49 (t, *J* = 7.0 Hz, 2H), 2.39 (s, 3H), 2.04 (t, *J* = 2.5 Hz, 1H).

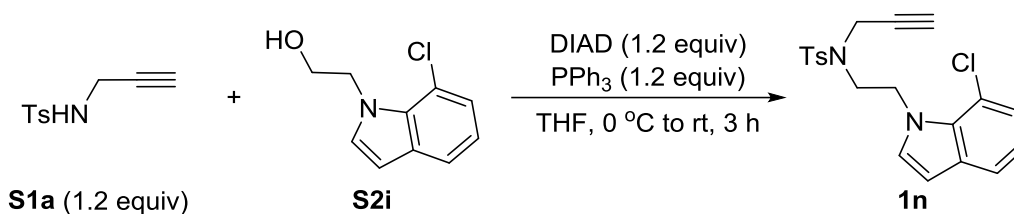
^{13}C NMR (125 MHz, CDCl_3) δ 144.1, 136.6, 135.2, 129.8, 128.6, 127.7, 127.5, 126.4, 122.6, 119.6, 108.0, 100.8, 76.7, 74.2, 46.6, 46.4, 38.4, 21.7.

IR (KBr) $\nu(\text{cm}^{-1})$: 3290, 1442, 1352, 1343, 1274, 1189, 1161, 910 cm^{-1} .

HRMS (ESI): calcd for $\text{C}_{20}\text{H}_{20}\text{ClN}_2\text{O}_2\text{S}$ $[\text{M}+\text{H}]^+$: 387.09285, found: 387.09268.



***N*-(2-(7-chloro-1*H*-indol-1-yl)ethyl)-4-methyl-*N*-(prop-2-yn-1-yl)benzenesulfonamide (**1n**)**



The compound **1n** (white solid, 70.1 mg, 65% yield) was obtained following General Procedure A from **S1a** (70.3 mg, 0.34 mmol, 1.2 equiv) and **S2i** (54.9 mg, 0.28 mmol, 1.0 equiv) using PPh₃ (88.1 mg, 0.34 mmol, 1.2 equiv) and DIAD (0.07 mL, 0.34 mmol, 1.2 equiv), after purification by flash column chromatography using petroleum ether/ethyl acetate = 8/1 (*R_f* = 0.30) as eluent.

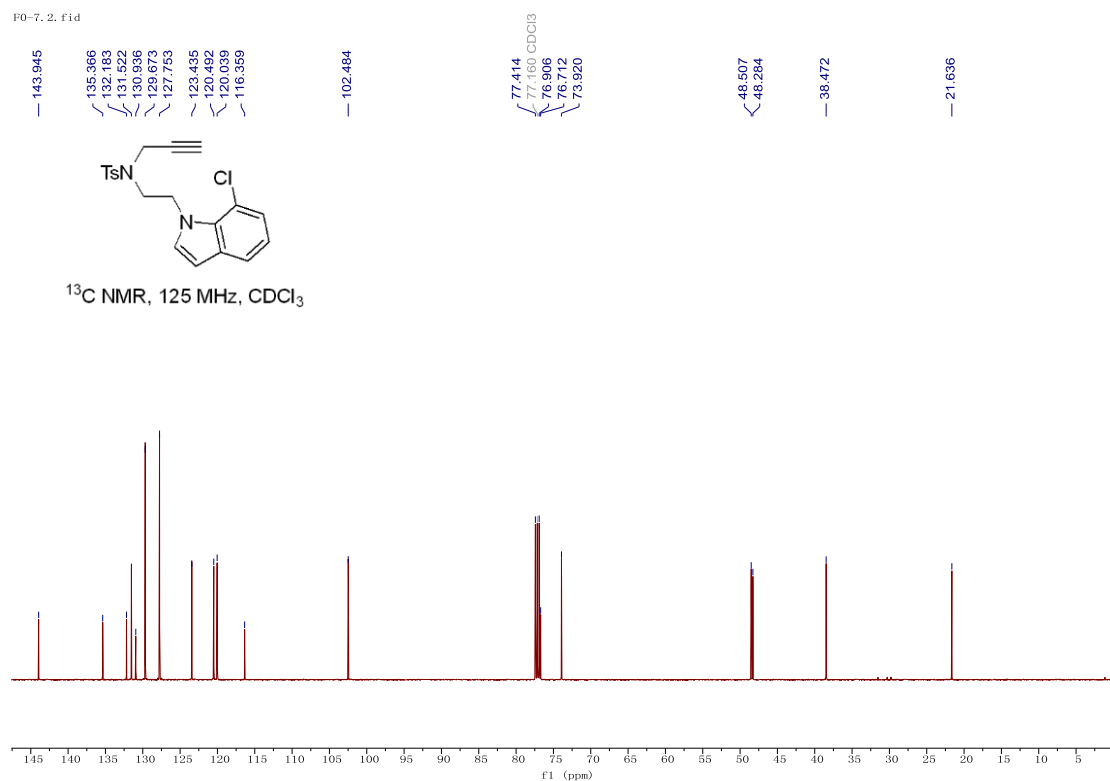
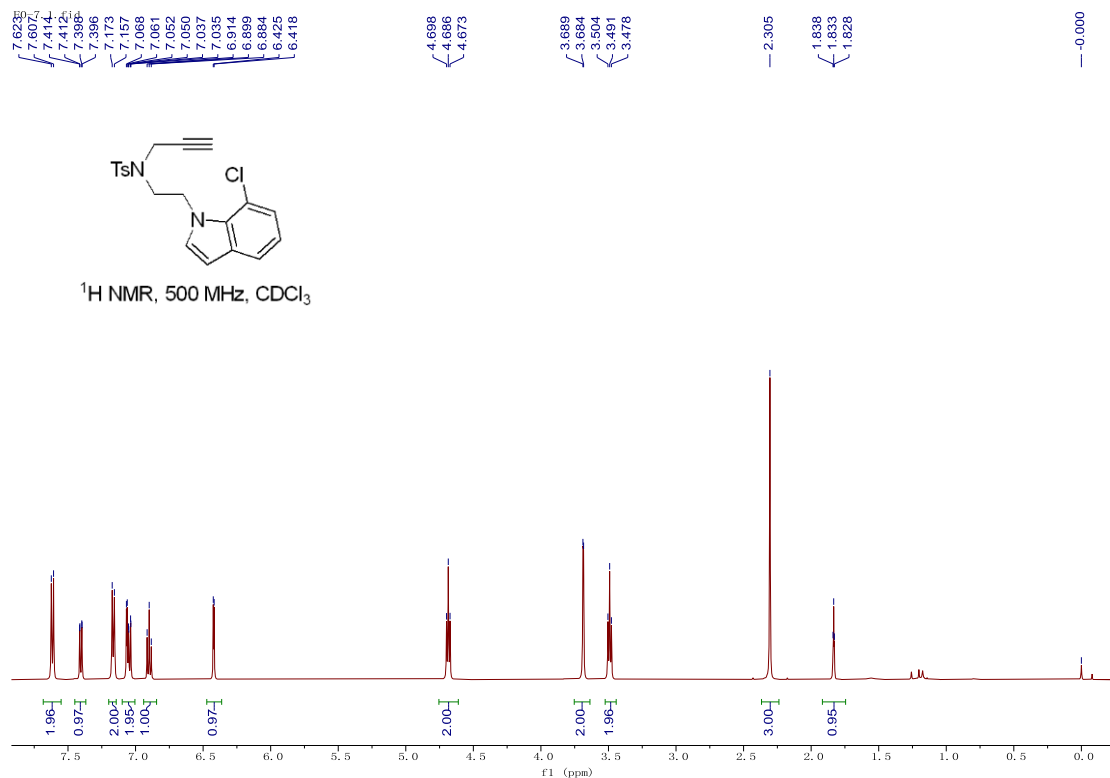
¹H NMR (500 MHz, CDCl₃, TMS) δ 7.62 (d, *J* = 8.0 Hz, 2H), 7.40 (dd, *J* = 8.0, 1.0 Hz, 1H), 7.17 (d, *J* = 8.0 Hz, 2H), 7.07-7.04 (m, 2H), 6.90 (t, *J* = 7.5 Hz, 1H), 6.42 (d, *J* = 3.5 Hz, 1H), 4.69 (t, *J* = 6.5 Hz, 2H), 3.69 (d, *J* = 2.5 Hz, 2H), 3.49 (t, *J* = 6.5 Hz, 2H), 2.31 (s, 3H), 1.83 (t, *J* = 2.5 Hz, 1H).

¹³C NMR (125 MHz, CDCl₃) δ 143.9, 135.4, 132.2, 131.5, 130.9, 129.7, 127.8, 123.4, 120.5, 120.0, 116.4, 102.5, 76.7, 73.9, 48.5, 48.3, 38.5, 21.6.

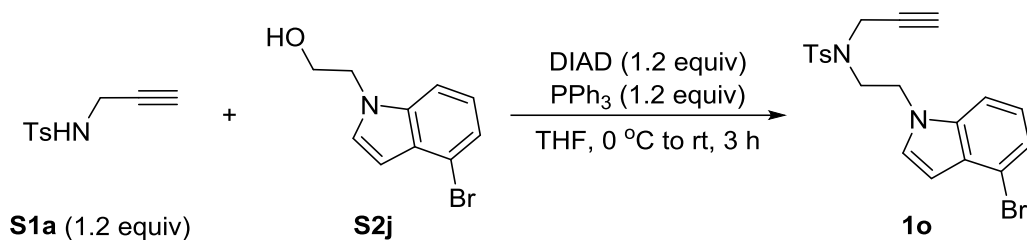
IR (KBr) ν (cm⁻¹): 3264, 1348, 1325, 1160, 1112, 880, 728, 716, 659 cm⁻¹.

HRMS (ESI): calcd for C₂₀H₂₀ClN₂O₂S [M+H]⁺: 387.09285, found: 387.09283.

MP: 82-85 °C.



***N*-(2-(4-bromo-1*H*-indol-1-yl)ethyl)-4-methyl-*N*-(prop-2-yn-1-yl)benzenesulfonamide (**1o**)**



The compound **1o** (yellow solid, 107.1 mg, 83% yield) was obtained following General Procedure A from **S1a** (75.3 mg, 0.36 mmol, 1.2 equiv) and **S2j** (72.4 mg, 0.30 mmol, 1.0 equiv) using PPh₃ (94.4 mg, 0.36 mmol, 1.2 equiv) and DIAD (0.07 mL, 0.36 mmol, 1.2 equiv), after purification by flash column chromatography using petroleum ether/ethyl acetate = 6/1 (*R_f* = 0.23) as eluent.

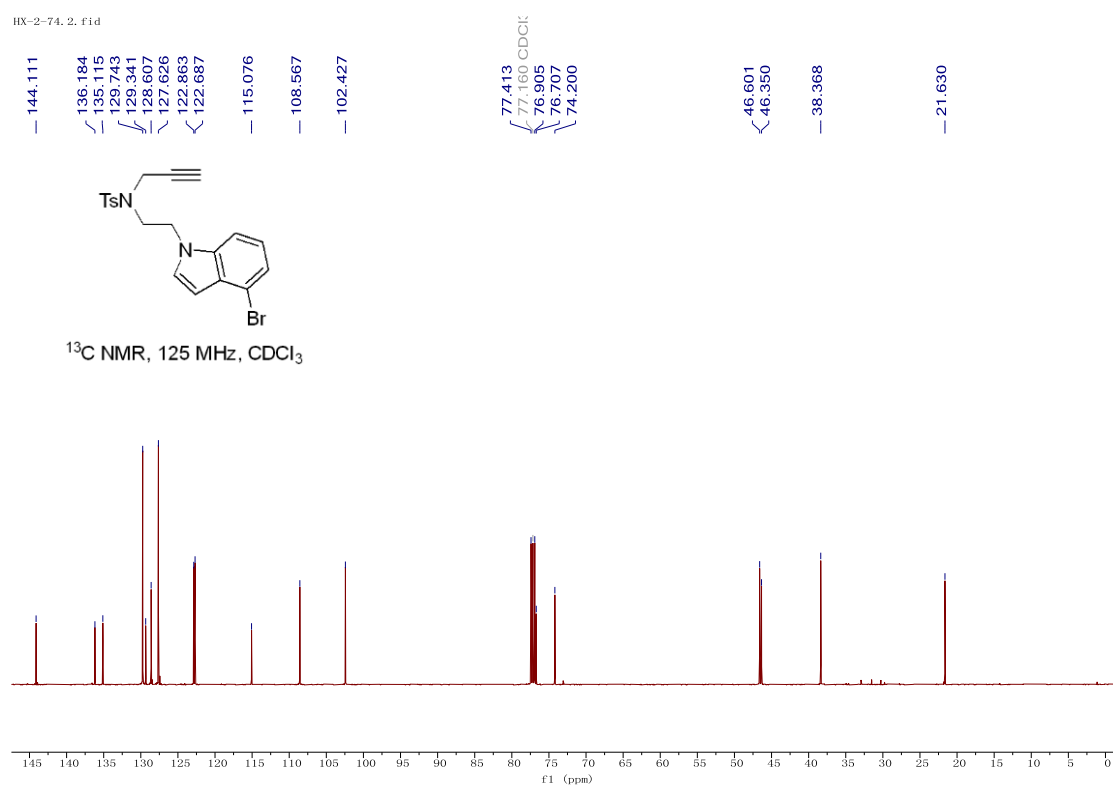
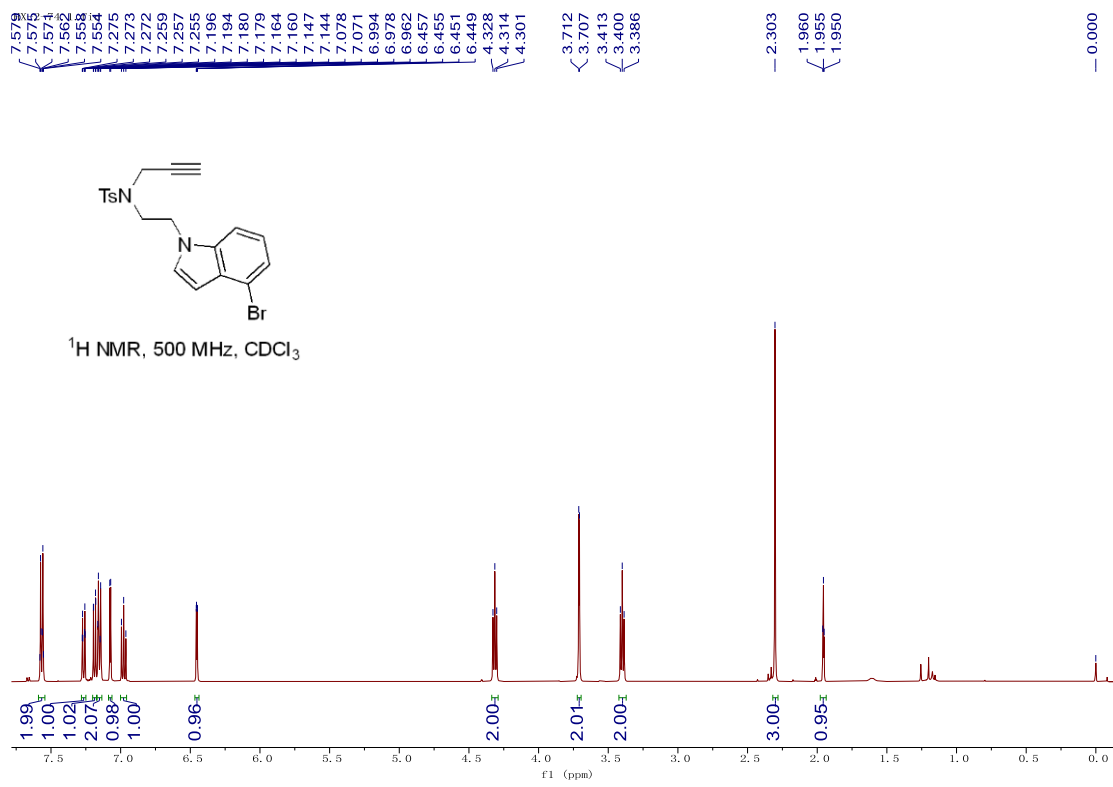
¹H NMR (500 MHz, CDCl₃, TMS) δ 7.57 (dt, *J* = 8.5, 2.0 Hz, 2H), 7.27 (dt, *J* = 8.5, 1.0 Hz, 1H), 7.19 (dd, *J* = 8.0, 1.0 Hz, 1H), 7.16-7.14 (m, 2H), 7.07 (d, *J* = 3.5 Hz, 1H), 6.98 (t, *J* = 8.0 Hz, 1H), 6.45 (dd, *J* = 3.0, 1.0 Hz, 1H), 4.31 (t, *J* = 7.0 Hz, 2H), 3.71 (d, *J* = 2.5 Hz, 2H), 3.40 (t, *J* = 7.0 Hz, 2H), 2.30 (s, 3H), 1.96 (t, *J* = 2.5 Hz, 1H).

¹³C NMR (125 MHz, CDCl₃) δ 144.1, 136.2, 135.1, 129.7, 129.3, 128.6, 127.6, 122.9, 122.7, 115.1, 108.6, 102.4, 76.7, 74.2, 46.6, 46.4, 38.4, 21.6.

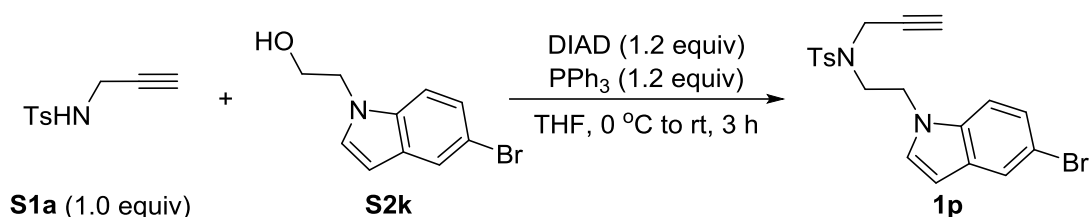
IR (KBr) ν (cm⁻¹): 3289, 1441, 1341, 1274, 911, 730, 657, 542 cm⁻¹.

HRMS (ESI): calcd for C₂₀H₂₀BrN₂O₂S [M+H]⁺: 431.04234, found: 431.04260.

MP: 78-80 °C.



***N*-(2-(5-bromo-1*H*-indol-1-yl)ethyl)-4-methyl-*N*-(prop-2-yn-1-yl)benzenesulfonamide (**1p**)**



The compound **1p** (white solid, 446 mg, 74% yield) was obtained following General Procedure A from **S1a** (292.9 mg, 1.40 mmol, 1.0 equiv) and **S2k** (336.1 mg, 1.40 mmol, 1.0 equiv) using PPh₃ (440.7 mg, 1.68 mmol, 1.2 equiv) and DIAD (0.34 mL, 1.68 mmol, 1.2 equiv), after purification by flash column chromatography using petroleum ether/ethyl acetate = 6/1 (*R_f* = 0.22) as eluent.

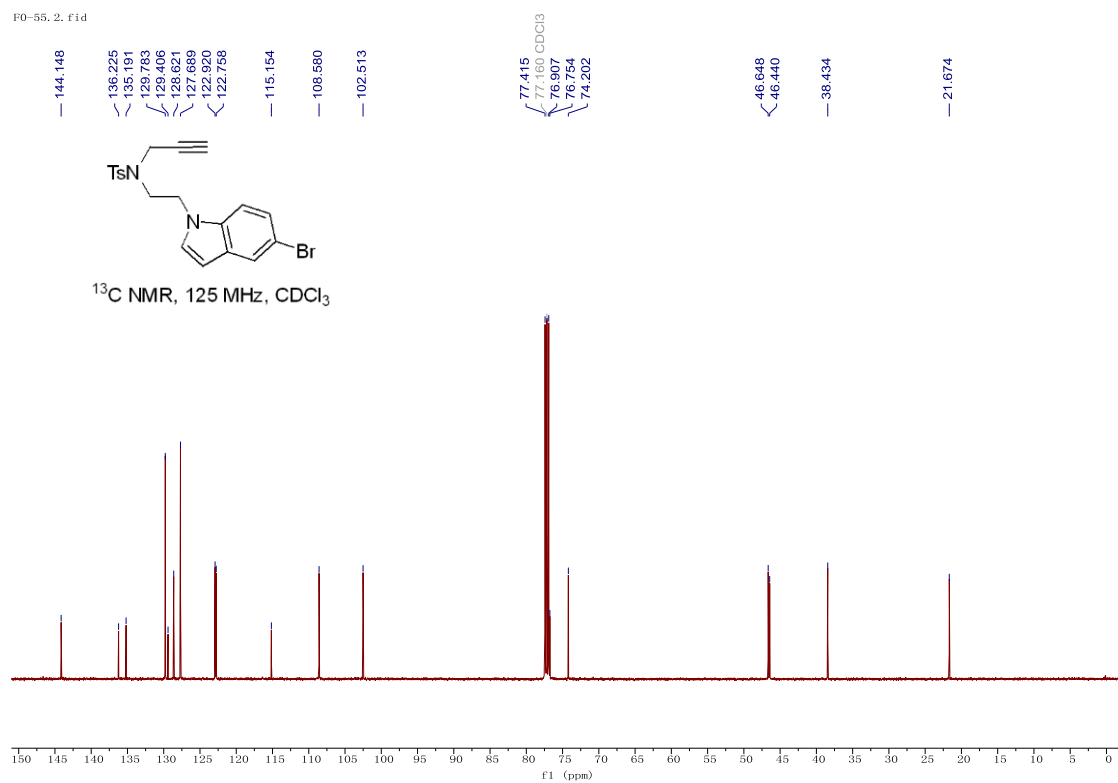
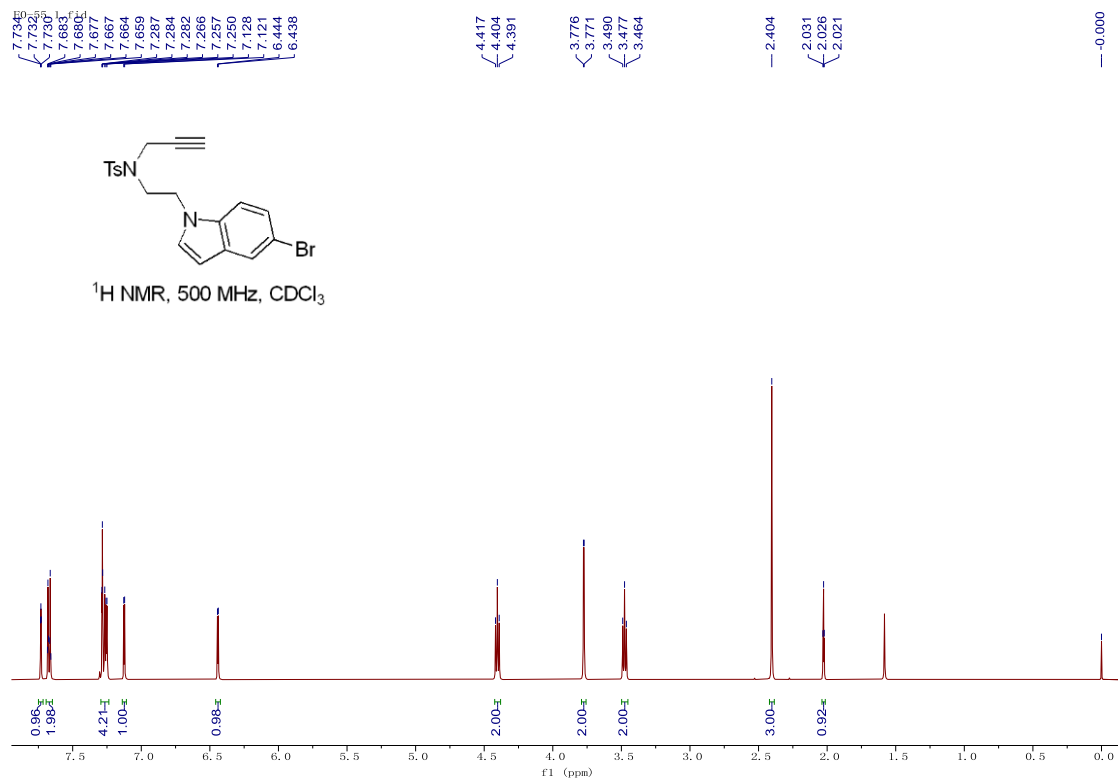
¹H NMR (500 MHz, CDCl₃, TMS) δ 7.734-7.730 (m, 1H), 7.67 (dt, *J* = 8.0, 1.5 Hz, 2H), 7.29-7.25 (m, 4H), 7.12 (d, *J* = 3.5 Hz, 1H), 6.44 (d, *J* = 3.0 Hz, 1H), 4.40 (t, *J* = 6.5 Hz, 2H), 3.77 (d, *J* = 2.5 Hz, 2H), 3.48 (t, *J* = 6.5 Hz, 2H), 2.40 (s, 3H), 2.03 (t, *J* = 2.5 Hz, 1H).

¹³C NMR (125 MHz, CDCl₃) δ 144.1, 136.2, 135.2, 129.8, 129.4, 128.6, 127.7, 122.9, 122.8, 115.2, 108.6, 102.5, 76.8, 74.2, 46.6, 46.4, 38.4, 21.7.

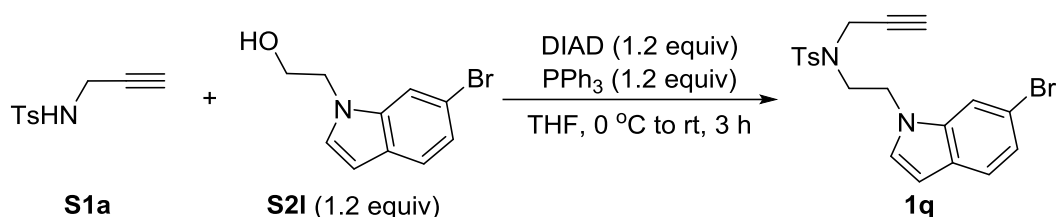
IR (KBr) ν (cm⁻¹): 3276, 1466, 1365, 1327, 1156, 1109, 873, 656 cm⁻¹.

HRMS (ESI): calcd for C₂₀H₂₀BrN₂O₂S [M+H]⁺: 431.04234, found: 431.04254.

MP: 80-82 °C.



***N*-(2-(6-bromo-1*H*-indol-1-yl)ethyl)-4-methyl-*N*-(prop-2-yn-1-yl)benzenesulfonamide (**1q**)**



The compound **1q** (yellow solid, 377.2 mg, 98% yield) was obtained following General Procedure A from **S1a** (185.8 mg, 0.88 mmol, 1.0 equiv) and **S2I** (250.6 mg, 1.05 mmol, 1.2 equiv) using PPh₃ (275.4 mg, 1.05 mmol, 1.2 equiv) and DIAD (0.21 mL, 1.05 mmol, 1.2 equiv), after purification by flash column chromatography using petroleum ether/ethyl acetate = 8/1 (*R_f* = 0.21) as eluent.

¹H NMR (500 MHz, CDCl₃, TMS) δ 7.68 (d, *J* = 8.0 Hz, 2H), 7.53 (s, 1H), 7.46 (d, *J* = 8.0 Hz, 1H), 7.26 (d, *J* = 8.0 Hz, 2H), 7.19 (dd, *J* = 8.5, 1.5 Hz, 1H), 7.11 (d, *J* = 3.0 Hz, 1H), 6.47 (d, *J* = 3.5 Hz, 1H), 4.36 (t, *J* = 7.0 Hz, 2H), 3.83 (d, *J* = 3.0 Hz, 2H), 3.48 (t, *J* = 7.0 Hz, 2H), 2.40 (s, 3H), 2.08 (t, *J* = 3.0 Hz, 1H).

¹³C NMR (125 MHz, CDCl₃) δ 144.2, 136.6, 135.1, 129.8, 128.8, 127.7, 127.6, 123.0, 122.4, 115.5, 112.4, 102.3, 76.7, 74.4, 46.4, 46.0, 38.4, 21.7.

IR (KBr) ν (cm⁻¹): 3287, 1368, 1358, 1164, 872, 817, 728, 653 cm⁻¹.

HRMS (ESI): calcd for C₂₀H₂₀BrN₂O₂S [M+H]⁺: 431.04234, found: 431.04251.

MP: 86-89 °C.

7.692
7.676
7.533
7.465
7.449
7.272
7.256
7.203
7.200
7.186
7.183
7.109
7.103
6.460
6.463

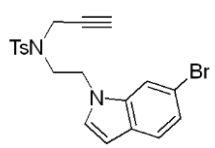
4.378
4.364
4.351

3.837
3.831

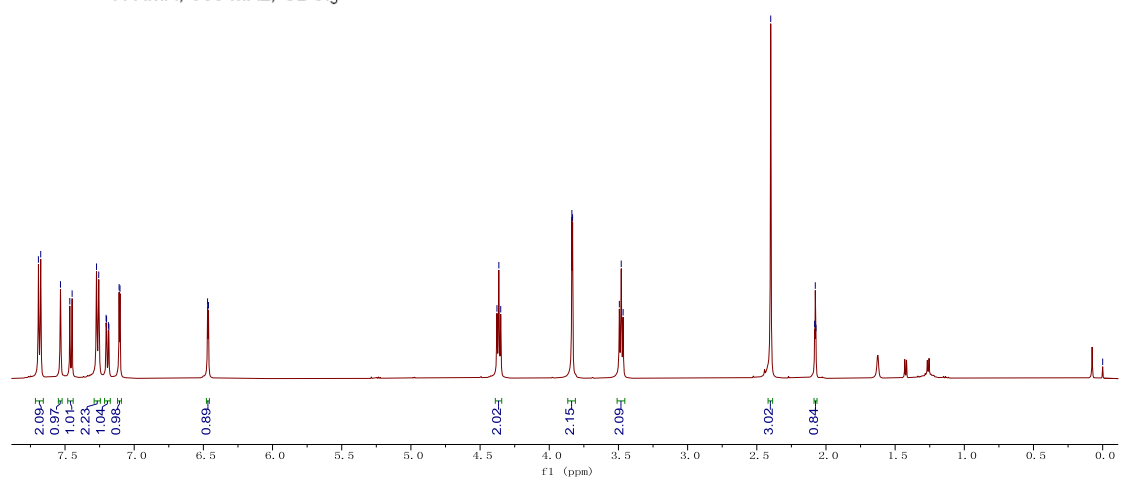
3.493
3.480
3.466

2.399
2.082
2.077
2.072

0.000



¹H NMR, 500 MHz, CDCl₃



HX-2-452.fid

144.159
136.644
135.101
129.824
128.846
127.709
127.628
123.035
122.406

115.530
112.360

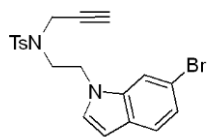
102.297

77.414
77.161
76.906
76.727
74.358

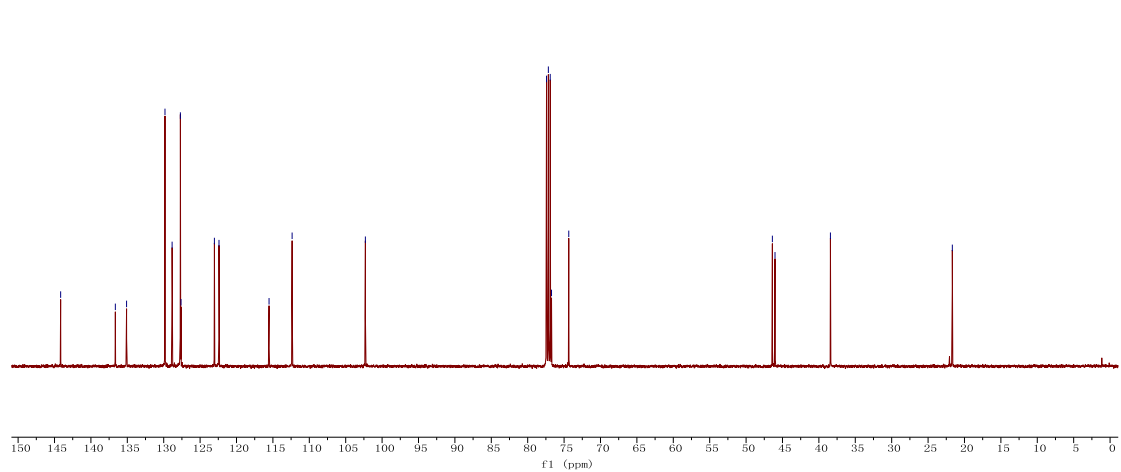
46.388
46.028

38.414

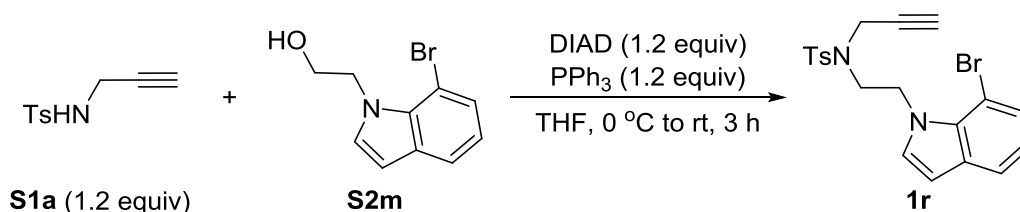
21.669



¹³C NMR, 125 MHz, CDCl₃



***N*-(2-(7-bromo-1*H*-indol-1-yl)ethyl)-4-methyl-*N*-(prop-2-yn-1-yl)benzenesulfonamide (**1r**)**



The compound **1r** (yellow solid, 125.2 mg, 30% yield) was obtained following General Procedure A from **S1a** (240.7 mg, 1.15 mmol, 1.0 equiv) and **S2m** (230.6 mg, 0.96 mmol, 1.2 equiv) using PPh₃ (302.4 mg, 1.15 mmol, 1.2 equiv) and DIAD (0.23 mL, 1.15 mmol, 1.2 equiv), after purification by flash column chromatography using petroleum ether/ethyl acetate = 15/1 (*R_f* = 0.23) as eluent.

¹H NMR (500 MHz, CDCl₃, TMS) δ 7.70 (dt, *J* = 8.5, 2.0 Hz, 2H), 7.53 (dd, *J* = 8.0, 1.0 Hz, 1H), 7.32 (dd, *J* = 7.5, 1.0 Hz, 1H), 7.25 (d, *J* = 8.0 Hz, 2H), 7.16 (d, *J* = 3.0 Hz, 1H), 6.92 (t, *J* = 8.0 Hz, 1H), 6.50 (d, *J* = 3.0 Hz, 1H), 4.81 (t, *J* = 6.5 Hz, 2H), 3.77 (d, *J* = 2.5 Hz, 2H), 3.57 (t, *J* = 6.5 Hz, 2H), 2.39 (s, 3H), 1.91 (t, *J* = 2.5 Hz, 1H).

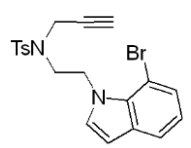
¹³C NMR (125 MHz, CDCl₃) δ 144.0, 135.4, 132.3, 132.0, 131.8, 129.7, 127.8, 127.0, 120.9, 120.7, 103.5, 102.4, 76.8, 74.0, 48.5, 47.9, 38.5, 21.7.

IR (KBr) ν (cm⁻¹): 3299, 1347, 1160, 1092, 879, 782, 659, 577 cm⁻¹.

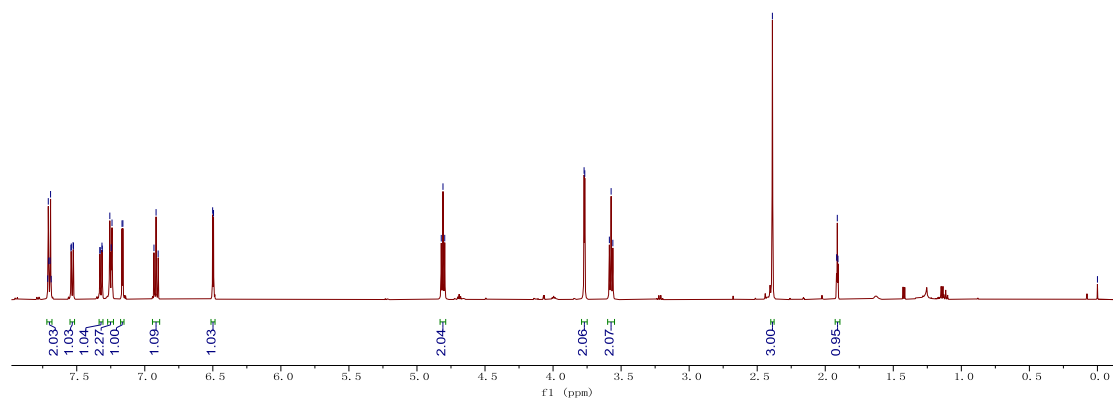
HRMS (ESI): calcd for C₂₀H₂₀BrN₂O₂S [M+H]⁺: 431.04234, found: 431.04245.

MP: 75-78 °C.

7.713, 7.705, 7.705, 7.696, 7.692, 7.688, 7.540, 7.526, 7.524, 7.330, 7.328, 7.319, 7.315, 7.257, 7.247, 7.241, 7.167, 7.161, 6.933, 6.917, 6.902, 6.501, 6.495, 4.822, 4.809, 4.796, 3.772, 3.686, 3.573, 3.561, 2.388, 1.916, 1.911, 1.907, -0.000

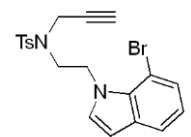


¹H NMR, 500 MHz, CDCl₃

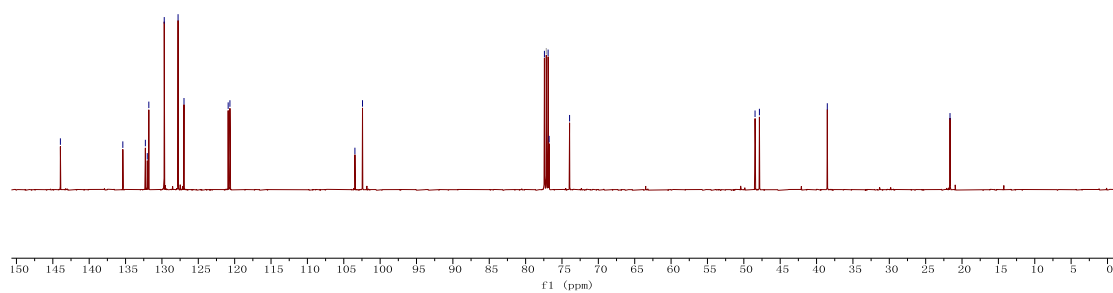


F6-94.2.f1d

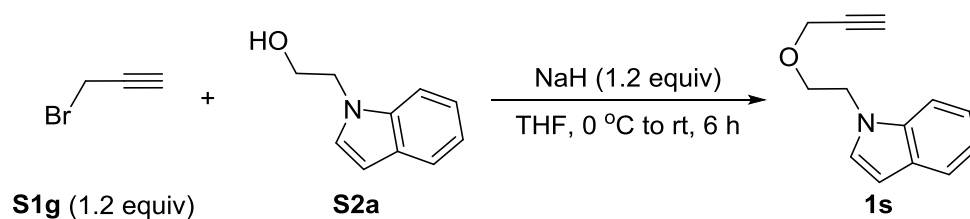
143.960, 135.376, 132.275, 131.802, 129.682, 127.782, 126.987, 120.893, 120.652, 103.467, 102.424, 77.414, 77.160 CDCl3, 76.906, 76.766, 73.955, 48.457, 47.856, 38.524, 21.652



¹³C NMR, 125 MHz, CDCl₃



1-(2-(prop-2-yn-1-yloxy)ethyl)-1*H*-indole (**1s**)



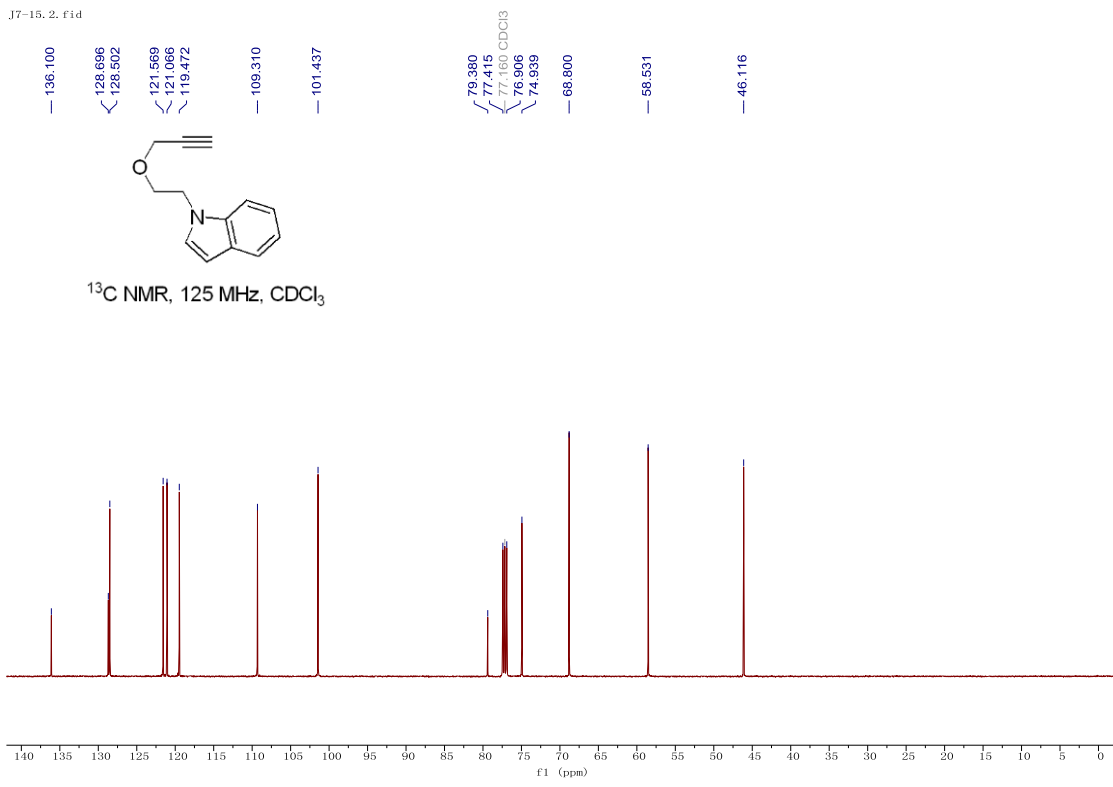
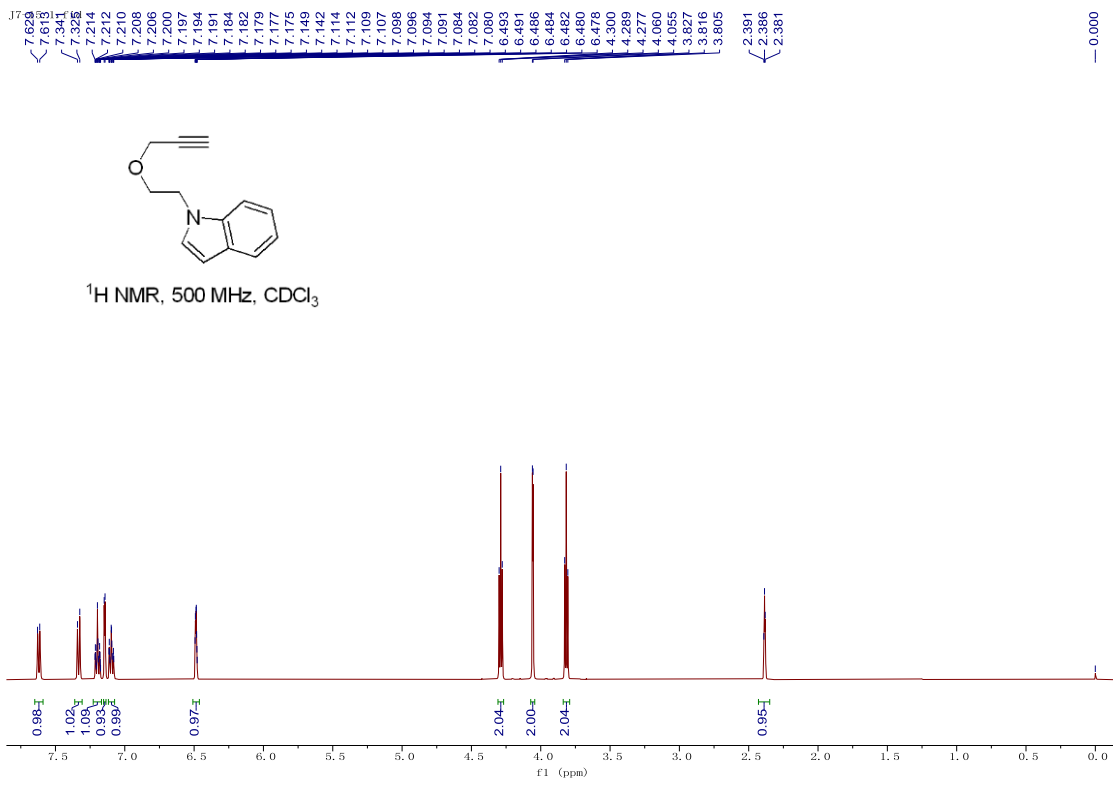
To a round-bottom flask were added **S2a** (161.2 mg, 1.0 mmol, 1.0 equiv), NaH (28.8 mg, 1.2 mmol, 1.2 equiv), and THF (3.0 mL). After stirring for 15 min, **S1g** (142.8 mg, 1.2 mmol, 1.2 equiv) was added to the mixture. After stirring at room temperature for 6 h, the mixture was filtered by using celite, concentrated under vacuum and purified by flash column chromatography using gradients of petroleum ether/ethyl acetate = 15/1 (R_f = 0.32) as eluent to give **1s** (colorless oil, 163.4 mg, 83% yield).

¹H NMR (500 MHz, CDCl₃, TMS) δ 7.62 (d, J = 8.0 Hz, 1H), 7.33 (d, J = 8.0 Hz, 1H), 7.21-7.18 (m, 1H), 7.15 (d, J = 3.5 Hz, 1H), 7.11-7.08 (m, 1H), 6.49-6.48 (m, 1H), 4.29 (t, J = 5.5 Hz, 2H), 4.06 (d, J = 2.5 Hz, 2H), 3.82 (t, J = 5.5 Hz, 2H), 2.39 (t, J = 2.5 Hz, 1H).

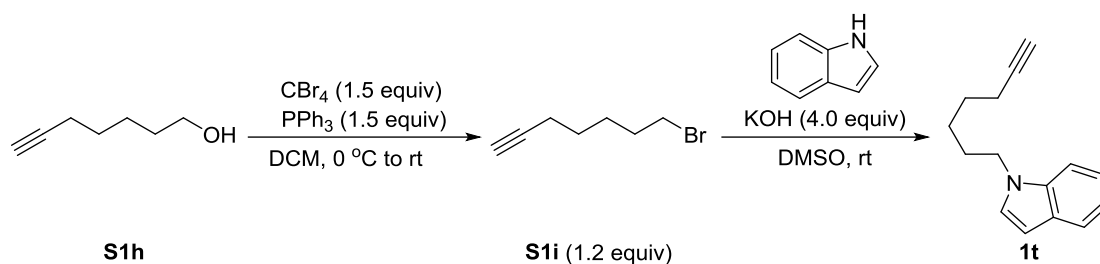
¹³C NMR (125 MHz, CDCl₃) δ 136.1, 128.7, 128.5, 121.6, 121.1, 119.5, 109.3, 101.4, 79.4, 74.9, 68.8, 58.5, 46.1.

IR (KBr) ν (cm⁻¹): 3282, 1512, 1483, 1464, 1336, 1316, 1202, 1108, 764 cm⁻¹.

HRMS (ESI): calcd for C₁₃H₁₄NO [M+H]⁺: 200.10699, found: 200.10704.



1-(hept-6-yn-1-yl)-1*H*-indole (**1t**)



To a round-bottom flask was added **S1h** (189.6 mg, 1.69 mmol, 1.0 equiv) dissolved in dry DCM (10.0 mL), and the solution was cooled on ice. Then, triphenylphosphine (666.2 mg, 2.54 mmol, 1.5 equiv) was added, upon complete dissolution, tetrabromomethane (842.3 mg, 2.54 mmol, 1.5 equiv) was added slowly. The reaction mixture was brought to room temperature and stirred for 1 h. After completion, the solvent was removed under reduced pressure and purified by flash column chromatography using gradients of cyclohexane ($R_f = 0.45$) as eluent to give **S1i** (colorless oil, 274.8 mg, 93% yield)^[1].

To a round-bottom flask were added 1*H*-indol (153.3 mg, 1.30 mmol, 1.0 equiv), KOH (291.8 mg, 5.20 mmol, 4.0 equiv), and DMSO (10.0 mL). After stirring for 1 h, **S1i** (1.57 mmol, 274.8 mg, 1.2 equiv) was added to the mixture. After stirring at room temperature and was complete as monitored by TLC. The mixture was extracted three times with water and ethyl acetate, dried over anhydrous Na_2SO_4 , concentrated under vacuum and purified by flash column chromatography using gradients of petroleum ether/ethyl acetate = 50/1 ($R_f = 0.33$) as eluent to give **1t** (yellow oil, 195.6 mg, 59% yield).

^1H NMR (500 MHz, CDCl_3 , TMS) δ 7.62 (dd, $J = 8.0, 1.5$ Hz, 1H), 7.32 (d, $J = 8.5$ Hz, 1H), 7.21-7.18 (m, 1H), 7.11-7.07 (m, 2H), 6.48 (d, $J = 3.5$ Hz, 1H), 4.10 (t, $J = 7.5$ Hz, 2H), 2.16 (td, $J = 7.5, 2.5$ Hz, 2H), 1.93 (t, $J = 2.5$ Hz, 1H), 1.86-1.80 (m, 2H), 1.56-1.50 (m, 2H), 1.45-1.39 (m, 2H).

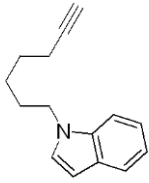
^{13}C NMR (125 MHz, CDCl_3) δ 136.0, 128.7, 127.9, 121.5, 121.1, 119.3, 109.4, 101.0, 84.3, 68.6, 46.3, 29.9, 28.1, 26.2, 18.4.

IR (KBr) ν (cm^{-1}): 3299, 1632, 1608, 1602, 1596, 1463, 1353, 743 cm^{-1} .

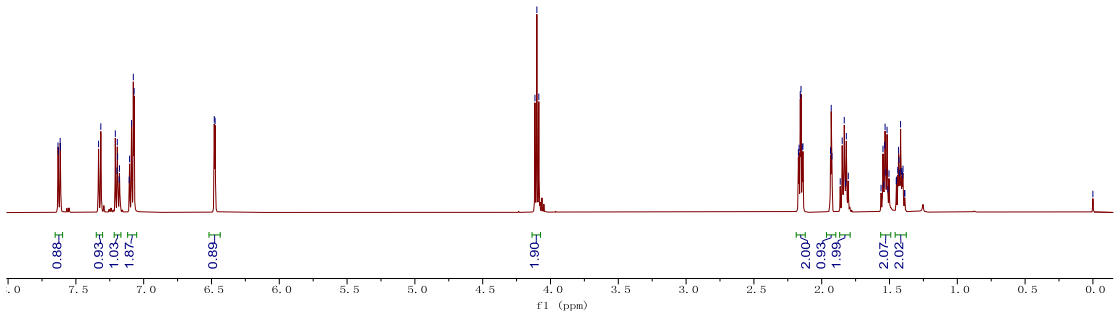
HRMS (ESI): calcd for $\text{C}_{15}\text{H}_{18}\text{N}$ [$\text{M}+\text{H}$] $^+$: 212.14338, found: 212.14340.

7.632
7.629
7.616
7.614
7.538
7.516
7.509
7.195
7.192
7.180
7.178
7.106
7.104
7.089
7.076
7.071
6.480
6.473

4.115
4.100
4.086
2.172
2.167
2.158
2.153
2.144
2.139
1.935
1.930
1.925
1.863
1.849
1.834
1.824
1.818
1.804
1.802
1.546
1.545
1.535
1.532
1.527
1.518
1.512
1.504
1.450
1.448
1.439
1.433
1.431
1.426
1.418
1.413
1.408
1.404
1.400
1.389
0.000

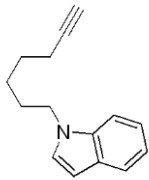


¹H NMR, 500 MHz, CDCl₃

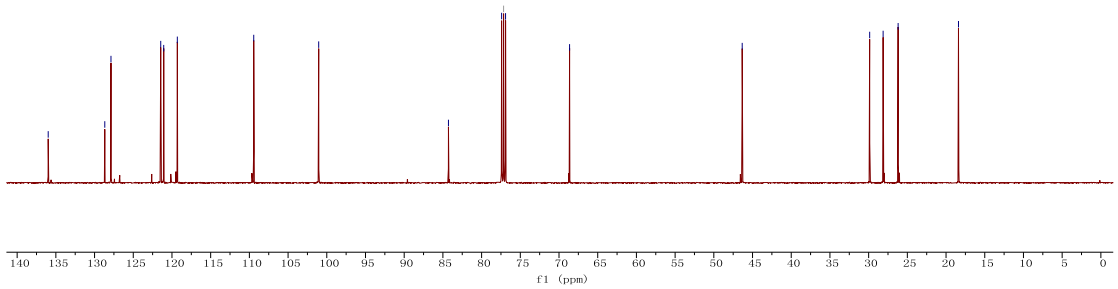


F6-130R. 2. f1d

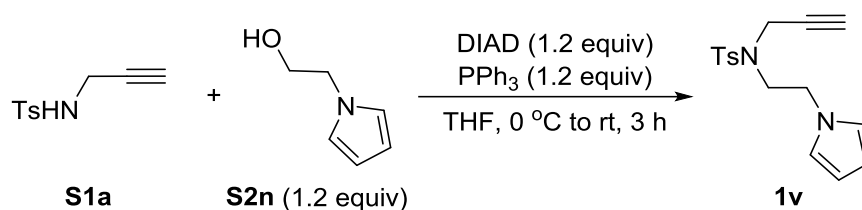
135.988
128.679
127.879
121.451
121.066
119.307
109.436
101.044
84.282
77.414
77.160 CDCl₃
76.905
68.635
46.335
29.867
28.129
26.191
18.393



¹³C NMR, 125 MHz, CDCl₃



N-(2-(1*H*-pyrrol-1-yl)ethyl)-4-methyl-*N*-(prop-2-yn-1-yl)benzenesulfonamide (**1v**)



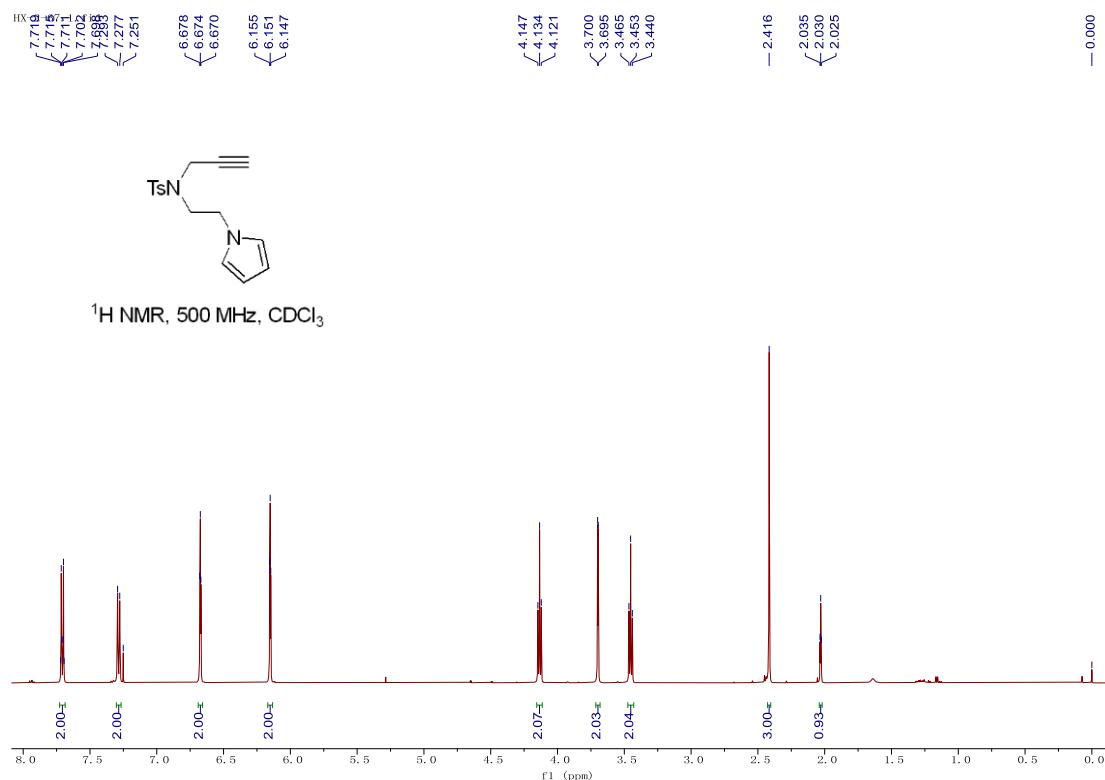
The compound **1v** (yellow oil, 364.3 mg, 48% yield) was obtained following General Procedure A from **S1a** (522.8 mg, 2.5 mmol, 1.0 equiv) and **S2n** (333.4 mg, 3.0 mmol, 1.2 equiv) using PPh₃ (786.9 mg, 3.0 mmol, 1.2 equiv) and DIAD (0.59 mL, 3.0 mmol, 1.2 equiv), after purification by flash column chromatography using petroleum ether/ethyl acetate = 8/1 (*R_f* = 0.24) as eluent.

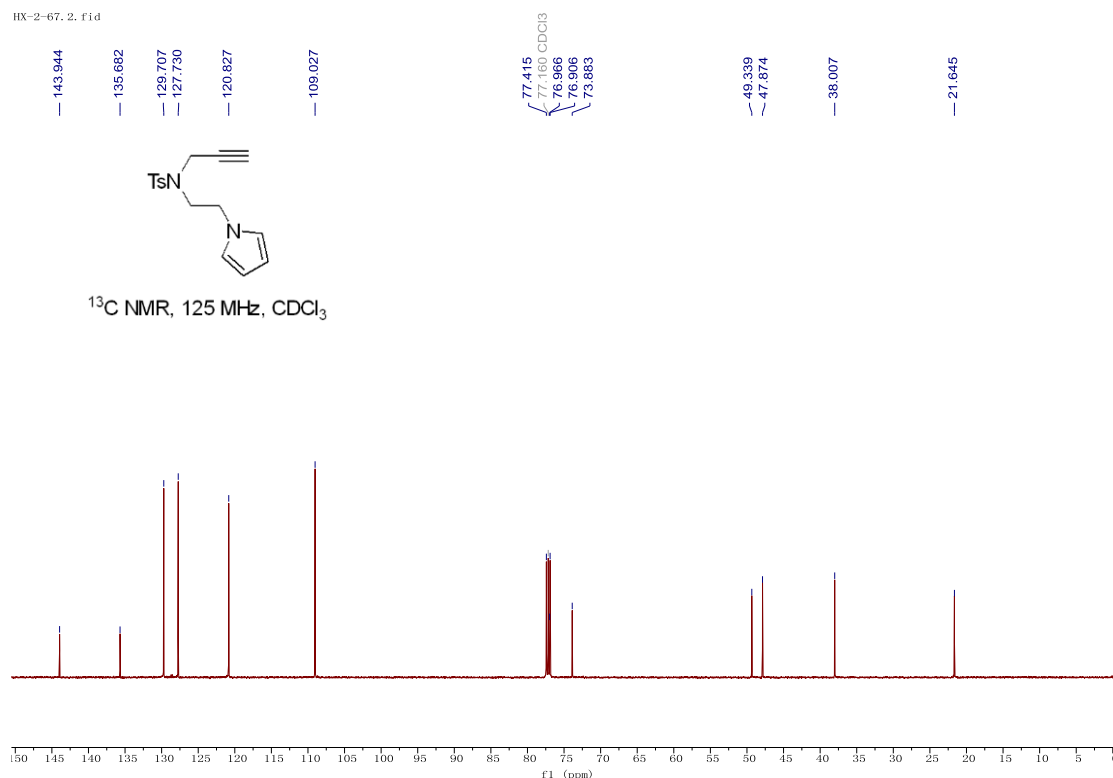
¹H NMR (500 MHz, CDCl₃, TMS) δ 7.71 (dt, *J* = 8.5, 2.0 Hz, 2H), 7.28 (d, *J* = 8.0 Hz, 2H), 6.67 (t, *J* = 2.0 Hz, 2H), 6.15 (t, *J* = 2.0 Hz, 2H), 4.13 (t, *J* = 6.5 Hz, 2H), 3.70 (d, *J* = 2.5 Hz, 2H), 3.45 (t, *J* = 6.5 Hz, 2H), 2.42 (s, 3H), 2.03 (t, *J* = 2.5 Hz, 1H).

¹³C NMR (125 MHz, CDCl₃) δ 143.9, 135.7, 129.7, 127.7, 120.8, 109.0, 77.0, 73.9, 49.3, 47.9, 38.0, 21.6.

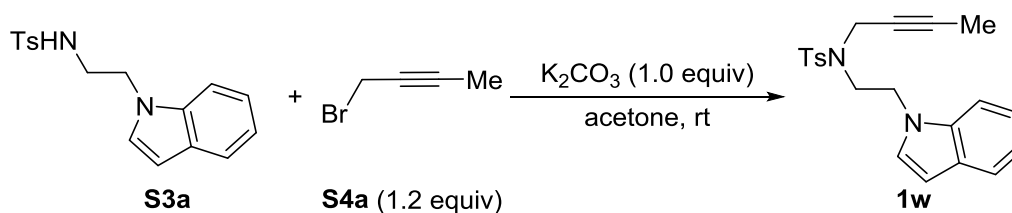
IR (KBr) ν (cm⁻¹): 3274, 2926, 1500, 1347, 1287, 1160, 1090, 728 cm⁻¹.

HRMS (ESI): calcd for C₁₆H₁₉N₂O₂S [M+H]⁺: 303.11617, found: 303.11612.





***N*-(2-(1*H*-indol-1-yl)ethyl)-*N*-(but-2-yn-1-yl)-4-methylbenzenesulfonamide (**1w**)**

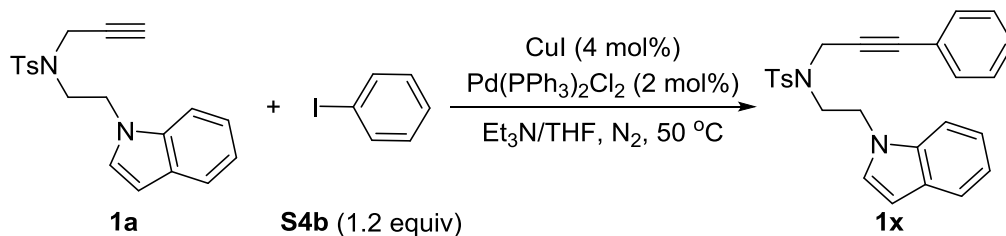


To a round-bottom flask were added **S3a** (157.2 mg, 0.5 mmol, 1.0 equiv), K₂CO₃ (69.1 mg, 0.5 mmol, 1.0 equiv), and acetone (2.0 mL). After stirring for 15 min, **S4a** (79.8 mg, 0.6 mmol, 1.2 equiv) was added to the mixture. After stirring at room temperature for 3 h, the mixture was concentrated under vacuum and purified by flash column chromatography using of petroleum ether/ethyl acetate = 8/1 (*R_f* = 0.29) as eluent to give **1w** (white solid, 165.9 mg, 91% yield). Characterization data match our previously reported one for this product^[2].

¹H NMR (500 MHz, CDCl₃, TMS) δ 7.69 (d, *J* = 8.0 Hz, 2H), 7.62 (d, *J* = 8.0 Hz, 1H), 7.41 (d, *J* = 8.0 Hz, 1H), 7.25 (d, *J* = 8.0 Hz, 2H), 7.21 (t, *J* = 8.0 Hz, 1H), 7.12-7.09 (m, 2H), 6.50 (d, *J* = 3.0 Hz, 1H), 4.41 (t, *J* = 7.0 Hz, 2H), 3.81 (q, *J* = 2.5 Hz, 2H), 3.47 (t, *J* = 7.0 Hz, 2H), 2.39 (s, 3H), 1.54 (t, *J* = 2.5 Hz, 3H).

^{13}C NMR (125 MHz, CDCl_3) δ 143.8, 135.9, 135.5, 129.6, 128.8, 128.1, 127.8, 121.9, 121.2, 119.7, 109.3, 102.0, 82.1, 72.0, 46.6, 46.0, 39.0, 21.6, 3.4.

***N*-(2-(1*H*-indol-1-yl)ethyl)-4-methyl-*N*-(3-phenylprop-2-yn-1-yl)benzenesulfonamide (**1x**)**

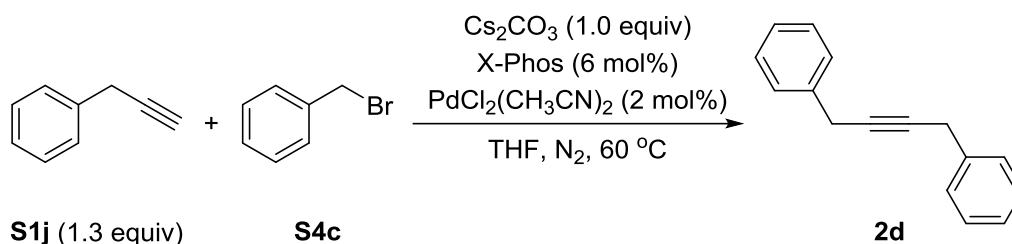


Under N_2 , Et_3N (3.0 mL) and THF (2.0 mL) was added to a round-bottom flask with **1a** (178.2 mg, 0.5 mmol, 1.0 equiv), iodobenzene (122.4 mg, 0.6 mmol, 1.2 equiv), $\text{Pd}(\text{PPh}_3)_2\text{Cl}_2$ (7.0 mg, 0.01 mmol, 2 mol%), and CuI (3.8 mg, 0.02 mmol, 4 mol%). Then, the reaction was stirred at 50 $^\circ\text{C}$ and was complete as monitored by TLC. Upon completion, the mixture was concentrated under reduced pressure, and was purified by flash column chromatography using petroleum ether/ethyl acetate = 5/1 (R_f = 0.35) as eluent to give **1x** (white solid, 142.3 mg, 66% yield). Characterization data match the previously reported one for this product^[2].

^1H NMR (500 MHz, CDCl_3 , TMS) δ 7.74 (d, J = 8.0 Hz, 2H), 7.62 (d, J = 8.0 Hz, 1H), 7.43 (dd, J = 8.0, 1.0 Hz, 1H), 7.30 -7.27 (m, 1H), 7.25-7.21 (m, 4H), 7.19-7.15 (m, 1H), 7.15 (d, J = 3.5 Hz, 1H), 7.12 -7.09 (m, 1H), 7.07-7.05 (m, 2H), 6.51 (dd, J = 3.5, 1.0 Hz, 1H), 4.47 (t, J = 6.5 Hz, 2H), 4.05 (s, 2H), 3.57 (t, J = 6.5 Hz, 2H), 2.33 (s, 3H).

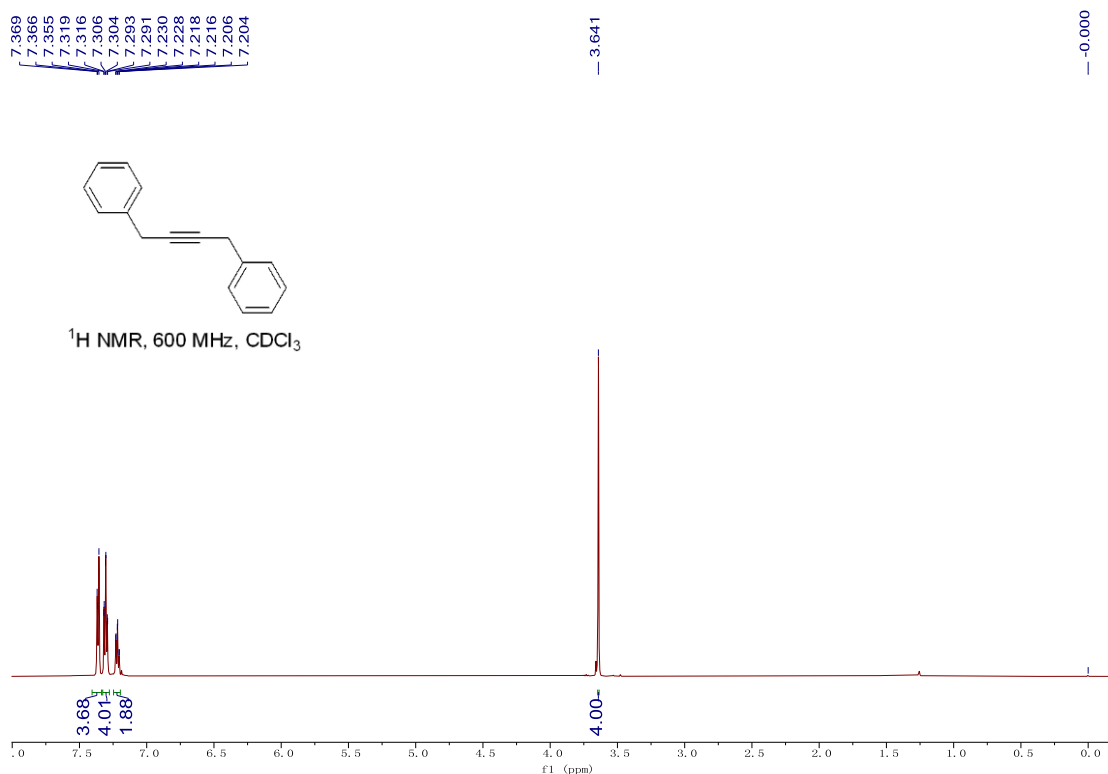
^{13}C NMR (125 MHz, CDCl_3) δ 144.0, 135.9, 135.5, 131.7, 129.8, 128.8, 128.7, 128.3, 128.1, 127.8, 122.01, 121.96, 121.2, 119.8, 109.4, 102.1, 85.9, 81.9, 46.7, 46.2, 39.3, 21.6.

1,4-diphenylbut-2-yne (2d)

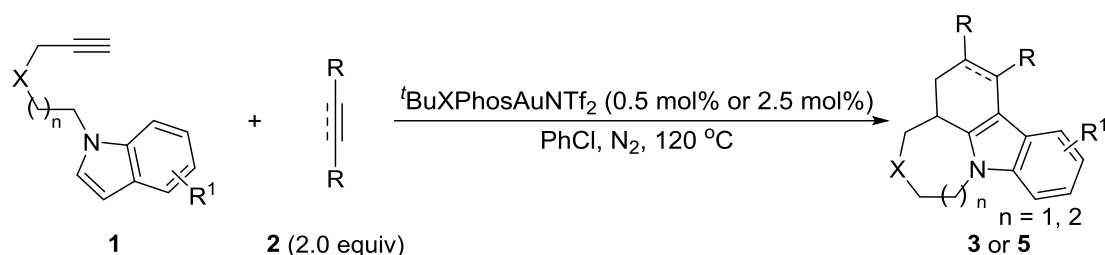


Under nitrogen atmosphere, THF (10.0 mL) and **S4c** (342.1 mg, 2.0 mmol, 1.0 equiv) were added to a round-bottom flask which equipped with $\text{PdCl}_2(\text{CH}_3\text{CN})_2$ (10.4 mg, 0.04 mmol, 2 mol%), X-Phos (57.2 mg, 0.12 mmol, 6 mol%) and Cs_2CO_3 (684.2 mg, 2.1 mmol, 1.1 equiv). Then, the **S1j** (302.0 mg, 2.6 mmol, 1.3 equiv) was added and the mixture was heated to 60 °C and stirred at this temperature overnight. After cooling to room temperature, the mixture was concentrated under reduced pressure, and was purified by flash column chromatography using petroleum ether ($R_f = 0.67$) as eluent to give **2d** (colorless oil, 100.9 mg, 24% yield). Characterization data match the previously reported one for this product^[3].

$^1\text{H NMR}$ (600 MHz, CDCl_3 , TMS) δ 7.37-7.36 (m, 4H), 7.32-7.29 (m, 4H), 7.23-7.20 (m, 2H), 3.64 (s, 4H).

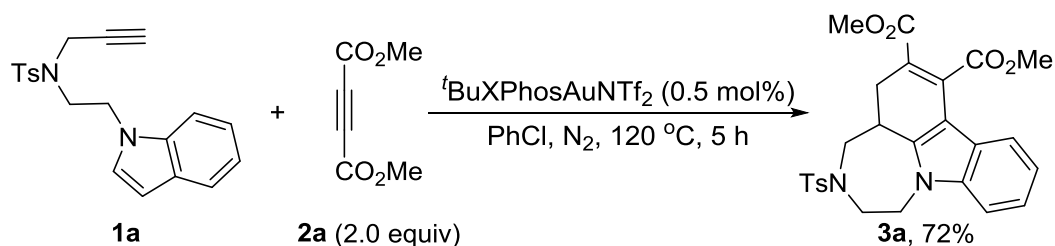


4. General Procedure B for the Synthesis of 3 and 5



Under nitrogen atmosphere, anhydrous PhCl (1.0 mL) was added to a sealed tube which equipped with the corresponding substrates **1** (1.0 equiv), **2** (2.0 equiv) and $[t\text{BuXPhosAuNTf}_2]$ (0.5 mol% or 2.5 mol%). The mixture was stirred at 120 °C and was complete as monitored by TLC. The mixture was concentrated under vacuum and purified by flash column chromatography on silica gel to afford **3** or **5**.

Dimethyl 3-tosyl-1,2,3,4,4a,5-hexahydro-[1,4]diazepino[6,7,1-*jk*]carbazole-6,7-dicarboxylate (**3a**)



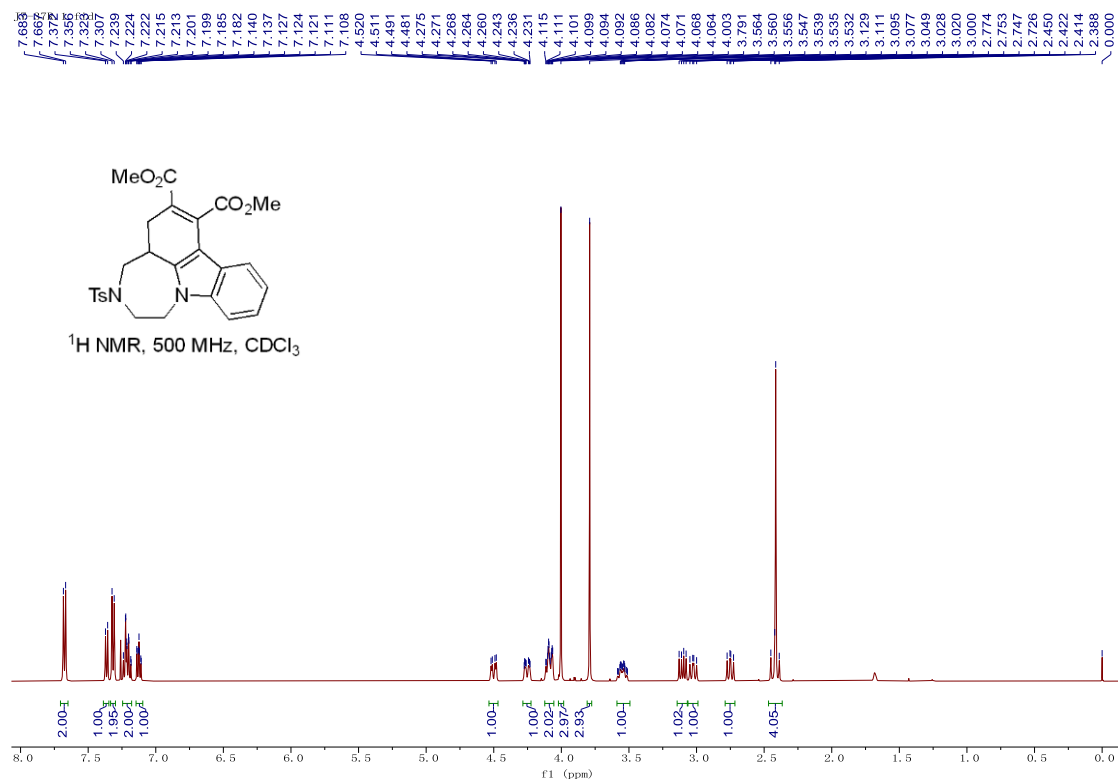
The compound **3a** (yellow solid, 35.6 mg, 72% yield) was obtained following General Procedure B from **1a** (35.2 mg, 0.1 mmol, 1.0 equiv) and **2a** (28.4 mg, 0.2 mmol, 2.0 equiv) using $[t\text{BuXPhosAuNTf}_2]$ (0.45 mg, 0.5 mol%) after purification by flash column chromatography using petroleum ether/DCM/THF = 8/4/1 ($R_f = 0.33$) as eluent. $^1\text{H NMR}$ (500 MHz, CDCl_3 , TMS) δ 7.67 (d, $J = 8.0$ Hz, 2H), 7.36 (d, $J = 8.0$ Hz, 1H), 7.32 (d, $J = 8.0$ Hz, 2H), 7.24-7.18 (m, 2H), 7.14-7.11 (m, 1H), 4.50 (dd, $J = 14.5, 4.5$ Hz, 1H), 4.28-4.23 (m, 1H), 4.12-4.06 (m, 2H), 4.00 (s, 3H), 3.79 (s, 3H), 3.58-3.51 (m, 1H), 3.10 (dd, $J = 17.0, 9.0$ Hz, 1H), 3.02 (dd, $J = 14.5, 10.5$ Hz, 1H), 2.75 (dd, $J = 13.5, 10.5$ Hz, 1H), 2.45-2.39 (m, 4H).

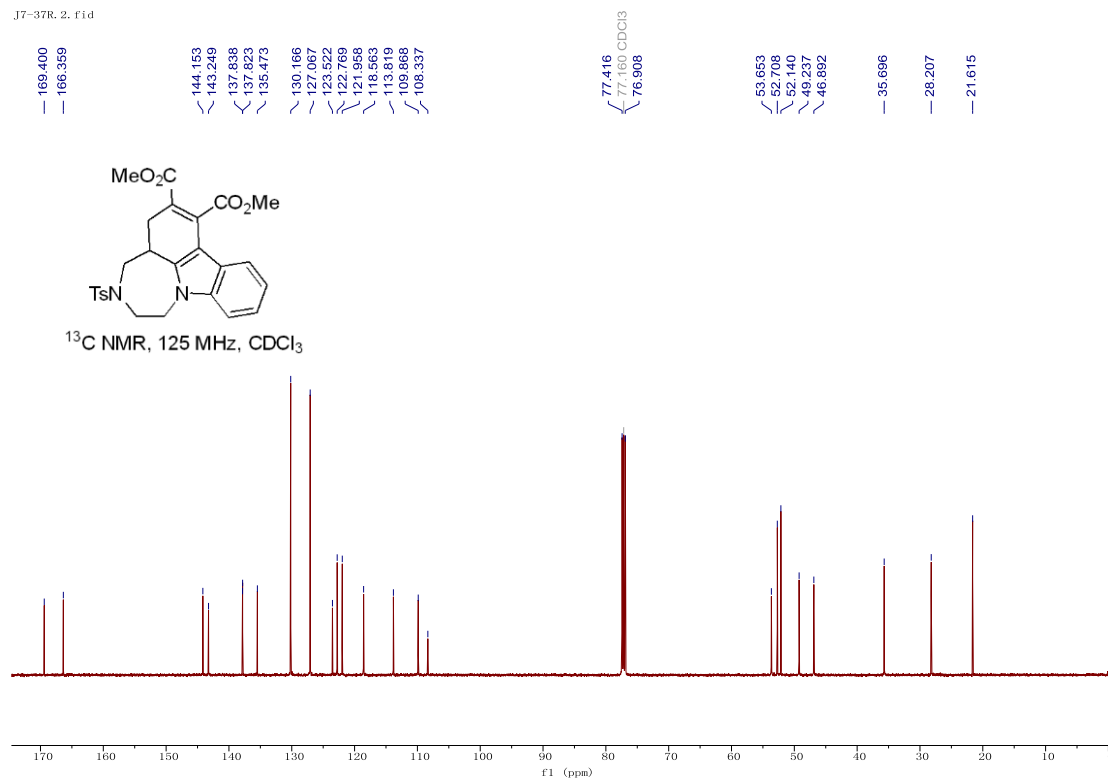
^{13}C NMR (125 MHz, CDCl_3) δ 169.4, 166.4, 144.2, 143.2, 137.84, 137.82, 135.5, 130.2, 127.1, 123.5, 122.8, 122.0, 118.6, 113.8, 109.9, 108.3, 53.7, 52.7, 52.1, 49.2, 46.9, 35.7, 28.2, 21.6.

IR (KBr) ν (cm^{-1}): 1733, 1707, 1460, 1435, 1332, 1257, 1203, 1107, 748 cm^{-1} .

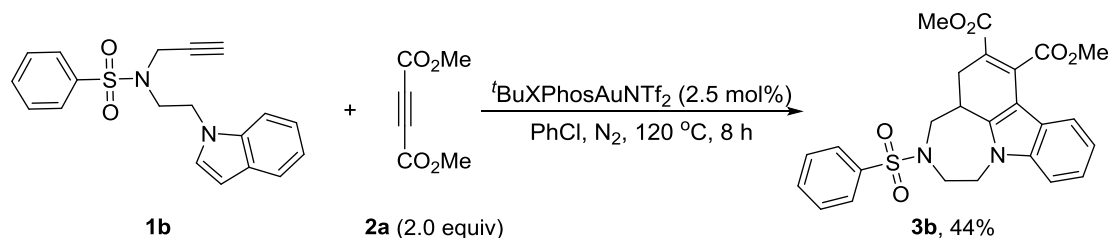
HRMS (ESI): calcd for $\text{C}_{26}\text{H}_{27}\text{N}_2\text{O}_6\text{S}$ $[\text{M}+\text{H}]^+$: 495.15843, found: 495.15884.

MP: 192-194 $^\circ\text{C}$.





Dimethyl 3-(phenylsulfonyl)-1,2,3,4,4a,5-hexahydro-[1,4]diazepino[6,7,1-*jk*]carbazole-6,7-dicarboxylate (3b**)**



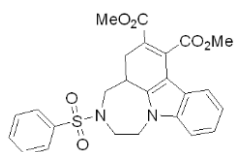
The compound **3b** (white solid, 21.1 mg, 44% yield) was obtained following General Procedure B from **1b** (33.8 mg, 0.1 mmol, 1.0 equiv) and **2a** (28.4 mg, 0.2 mmol, 2.0 equiv) using $[\text{tBuXPhosAuNTf}_2]$ (2.25 mg, 2.5 mol%) after purification by flash column chromatography using petroleum ether/DCM/THF = 15/4/1 (R_f = 0.30) as eluent. ^1H NMR (500 MHz, CDCl_3 , TMS) δ 7.84-7.81 (m, 2H), 7.62 (tt, J = 7.5, 1.0 Hz, 1H), 7.55 (tt, J = 8.0, 1.5 Hz, 2H), 7.38 (dt, J = 8.0, 1.0 Hz, 1H), 7.24-7.20 (m, 2H), 7.16-7.13 (m, 1H), 4.55 (ddd, J = 14.5, 5.0, 1.0 Hz, 1H), 4.34-4.29 (m, 1H), 4.16-4.12 (m, 2H), 4.01 (s, 3H), 3.80 (s, 3H), 3.65-3.58 (m, 1H), 3.14 (dd, J = 17.0, 9.0 Hz, 1H), 3.07 (ddd, J = 14.5, 10.5, 1.5 Hz, 1H), 2.80 (dd, J = 13.5, 10.5 Hz, 1H), 2.45 (dd, J = 17.0, 14.0 Hz, 1H).

^{13}C NMR (125 MHz, CDCl_3) δ 169.4, 166.4, 143.2, 138.6, 137.9, 133.3, 129.6, 127.1, 123.6, 122.9, 122.1, 118.7, 113.9, 109.8, 108.6, 53.8, 52.8, 52.2, 49.4, 47.1, 36.0, 28.3.

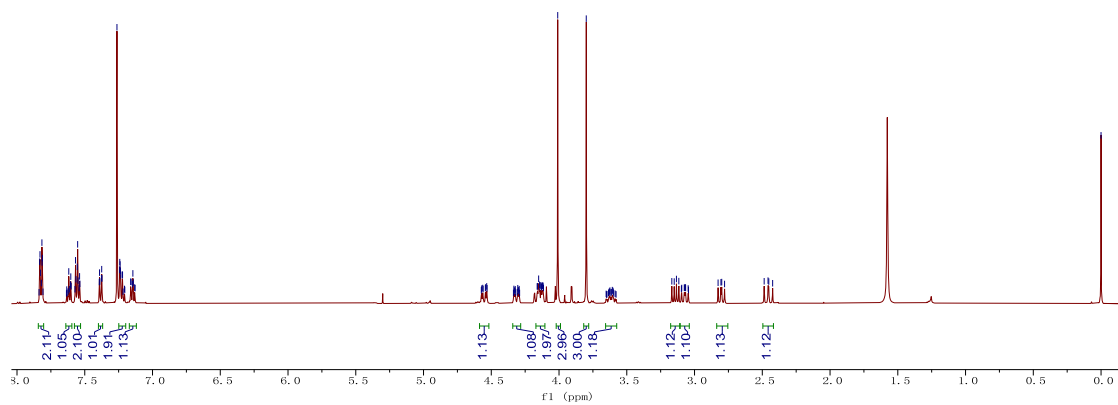
IR (KBr) $\nu(\text{cm}^{-1})$: 1731, 1694, 1463, 1434, 1331, 1257, 1164, 1107, 739 cm^{-1} .

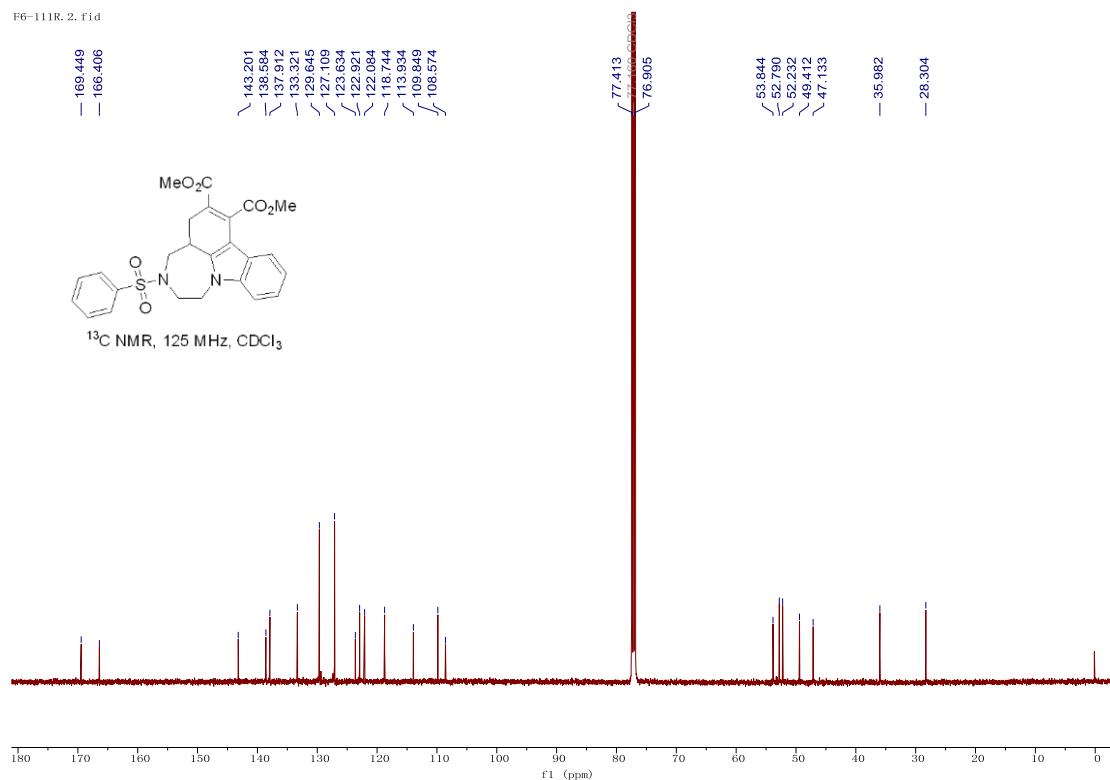
HRMS (ESI): calcd for $\text{C}_{25}\text{H}_{25}\text{N}_2\text{O}_6\text{S}$ $[\text{M}+\text{H}]^+$: 481.14278, found: 481.14313.

MP: 89-91 $^\circ\text{C}$.

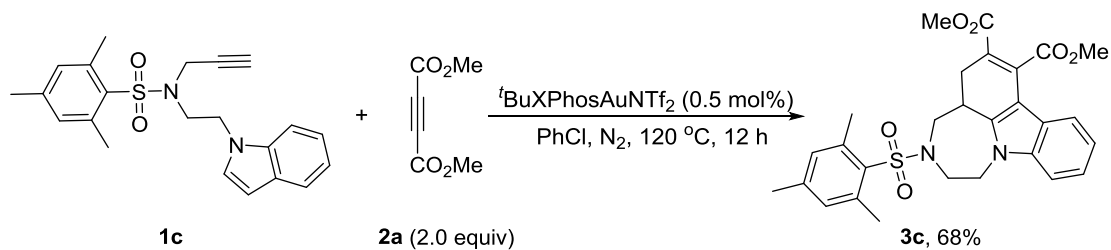


^1H NMR, 500 MHz, CDCl_3





**Dimethyl 3-(mesitylsulfonyl)-1,2,3,4,4a,5-hexahydro-[1,4]diazepino[6,7,1-*jk*]
carbazole-6,7-dicarboxylate (**3c**)**



The compound **3c** (yellow solid, 35.6 mg, 68% yield) was obtained following General Procedure B from **1c** (38.0 mg, 0.1 mmol, 1.0 equiv) and **2a** (28.4 mg, 0.2 mmol, 2.0 equiv) using [^tBuXPhosAuNTf₂] (0.45 mg, 0.5 mol%) after purification by flash column chromatography using petroleum ether/DCM/THF =15/4/1 (R_f = 0.20) as eluent.

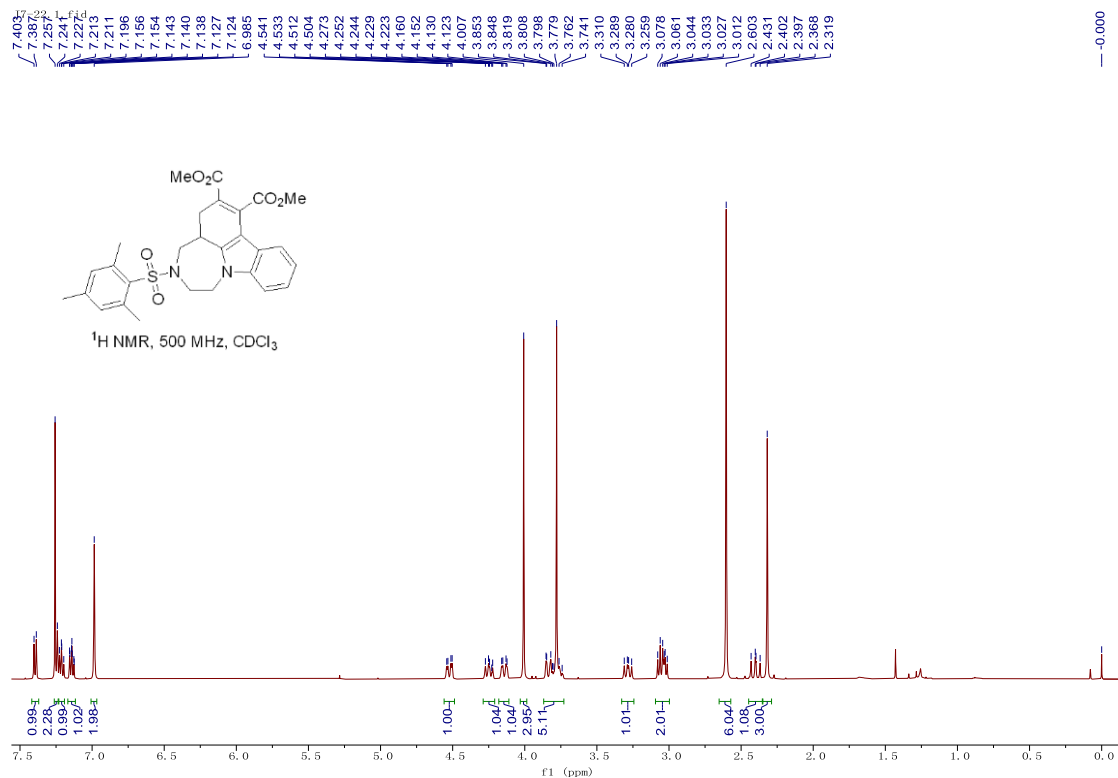
¹H NMR (500 MHz, CDCl₃, TMS) δ 7.39 (d, *J* = 8.0 Hz, 1H), 7.25 (d, *J* = 8.0 Hz, 1H), 7.23-7.20 (m, 1H), 7.16-7.12 (m, 1H), 6.99 (s, 2H), 4.52 (dd, *J* = 14.5, 4.0 Hz, 1H), 4.27-4.22 (m, 1H), 4.14 (dd, *J* = 14.5, 4.0 Hz, 1H), 4.01 (s, 3H), 3.85-3.74 (m, 5H), 3.28 (dd, *J* = 15.0, 10.5 Hz, 1H), 3.08-3.01 (m, 2H), 2.60 (s, 6H), 2.40 (dd, *J* = 17.0, 14.5 Hz, 1H), 2.32 (s, 3H).

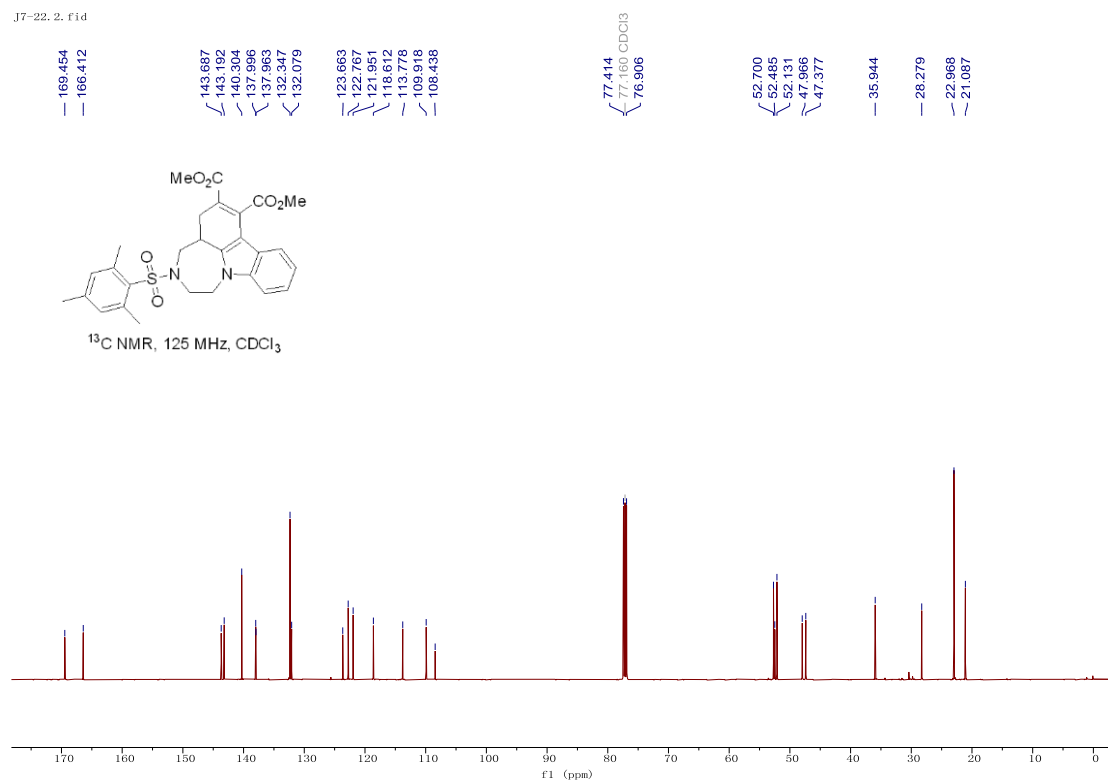
^{13}C NMR (125 MHz, CDCl_3) δ 169.5, 166.4, 143.7, 143.2, 140.3, 138.00, 137.96, 132.3, 132.1, 123.7, 122.8, 122.0, 118.6, 113.8, 109.9, 108.4, 52.7, 52.5, 52.1, 48.0, 47.4, 35.9, 28.3, 23.0, 21.1.

IR (KBr) ν (cm^{-1}): 1703, 1459, 1427, 1320, 1238, 1156, 1098, 1026, 734 cm^{-1} .

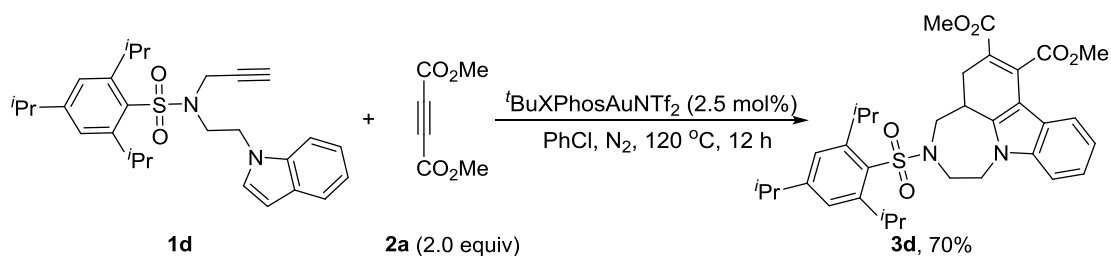
HRMS (ESI): calcd for $\text{C}_{28}\text{H}_{31}\text{N}_2\text{O}_6\text{S}$ $[\text{M}+\text{H}]^+$: 523.18973, found: 523.19012.

MP: 94-98 $^\circ\text{C}$.





Dimethyl 3-((2,4,6-triisopropylphenyl)sulfonyl)-1,2,3,4,4a,5-hexahydro-[1,4]diazepino[6,7,1-*jk*]carbazole-6,7-dicarboxylate (3d**)**



The compound **3d** (yellow solid, 42.5 mg, 70% yield) was obtained following General Procedure B from **1d** (46.1 mg, 0.1 mmol, 1.0 equiv) and **2a** (28.4 mg, 0.2 mmol, 2.0 equiv) using [$t\text{BuXPhosAuNTf}_2$] (2.25 mg, 2.5 mol%) after purification by flash column chromatography using petroleum ether/DCM/THF = 15/4/1 (R_f = 0.25) as eluent.

^1H NMR (500 MHz, CDCl_3 , TMS) δ 7.41 (d, J = 8.0 Hz, 1H), 7.27 (d, J = 9.0 Hz, 1H), 7.24-7.20 (m, 3H), 7.17-7.14 (m, 1H), 4.54 (dd, J = 15.0, 4.0 Hz, 1H), 4.29 (dd, J = 14.0, 10.5 Hz, 1H), 4.19 (dd, J = 15.0, 4.5 Hz, 1H), 4.12-4.07 (m, 2H), 4.01 (s, 3H),

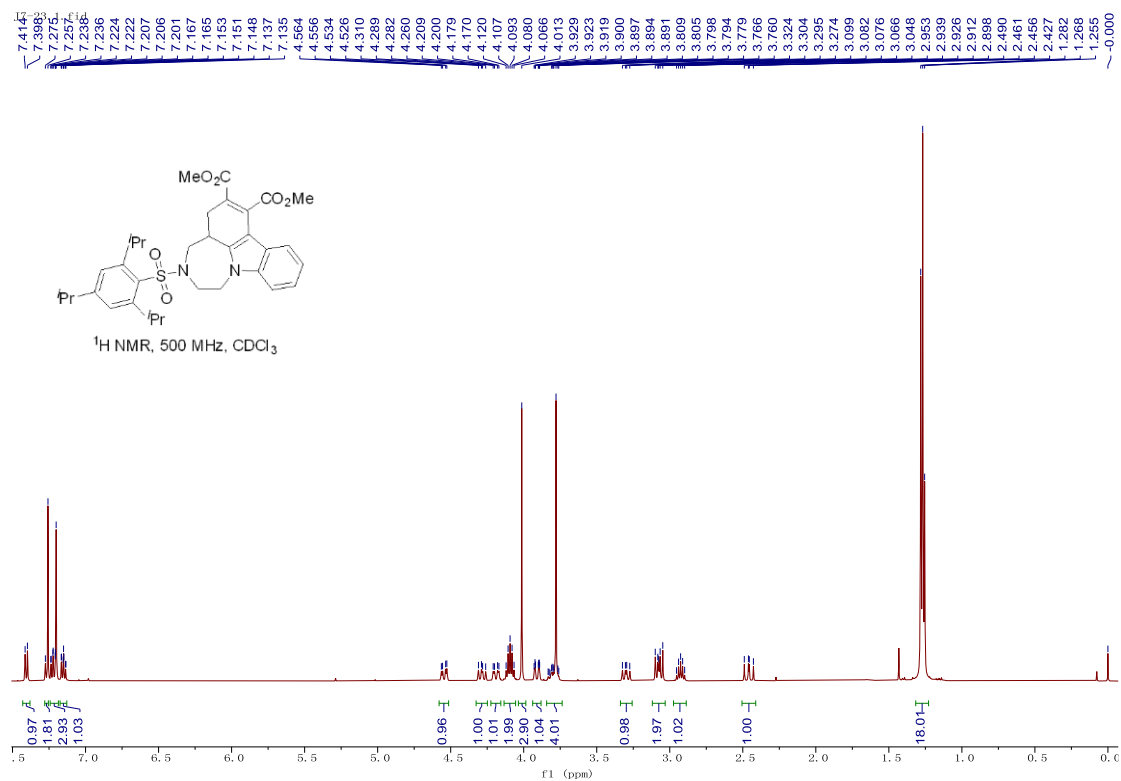
3.93-3.89 (m, 1H), 3.83-3.76 (m, 4H), 3.30 (dd, $J = 14.5, 10.0$ Hz, 1H), 3.10-3.05 (m, 2H), 2.95-2.90 (m, 1H), 2.46 (dd, $J = 17.0, 14.5$ Hz, 1H), 1.28-1.26 (m, 18H).

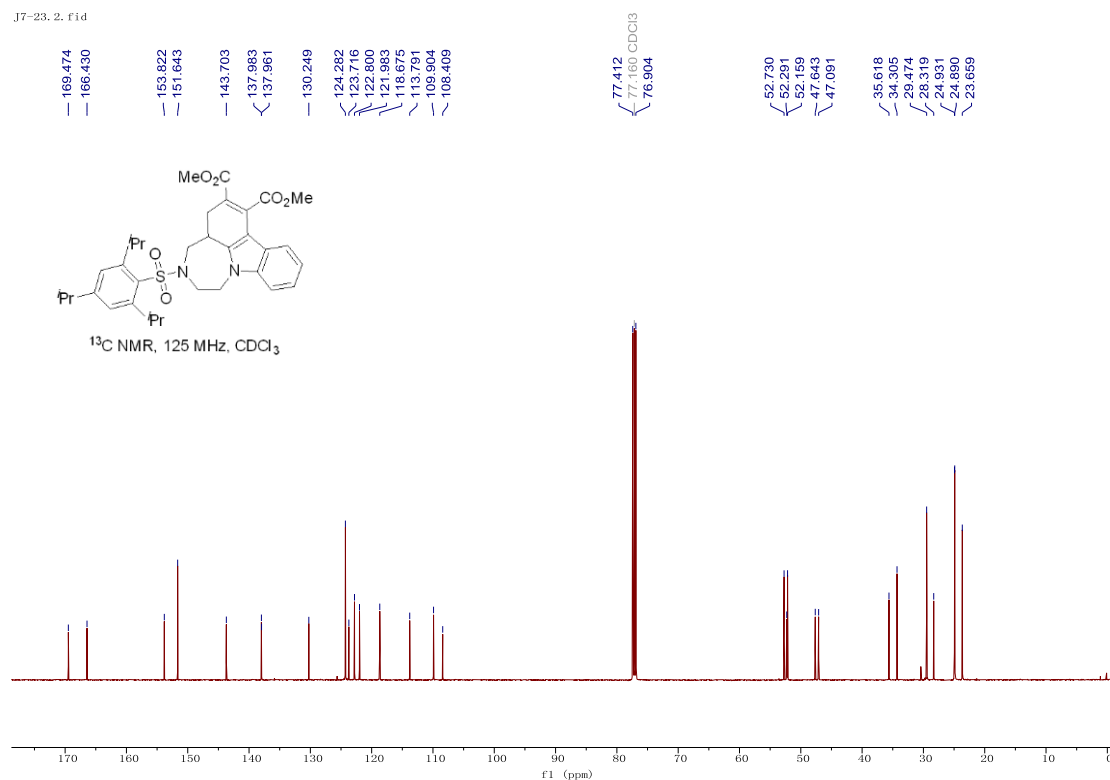
^{13}C NMR (125 MHz, CDCl_3) δ 169.5, 166.4, 153.8, 151.6, 143.7, 137.98, 137.96, 130.2, 124.3, 123.7, 122.8, 122.0, 118.7, 113.8, 109.9, 108.4, 52.7, 52.3, 52.2, 47.6, 47.1, 35.6, 34.3, 29.5, 28.3, 24.93, 24.89, 23.7.

IR (KBr) $\nu(\text{cm}^{-1})$: 1732, 1698, 1600, 1460, 1433, 1255, 1151, 1084, 738 cm^{-1} .

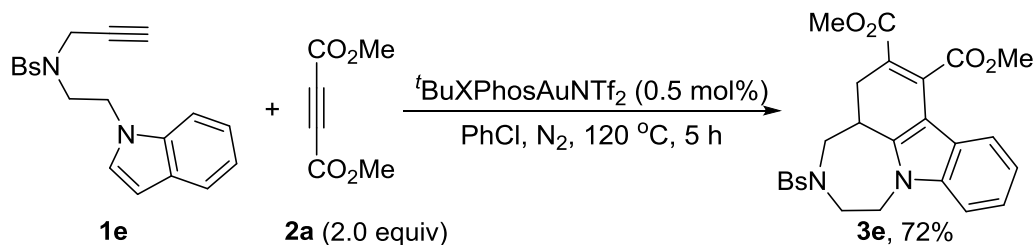
HRMS (ESI): calcd for $\text{C}_{34}\text{H}_{43}\text{N}_2\text{O}_6\text{S}$ $[\text{M}+\text{H}]^+$: 607.28363, found: 607.28406.

MP: 103-105 $^\circ\text{C}$.





**Dimethyl 3-((4-bromophenyl)sulfonyl)-1,2,3,4,4a,5-hexahydro-[1,4]diazepino
[6,7,1-*jk*]carbazole-6,7-dicarboxylate (**3e**)**



The compound **3e** (yellow solid, 40.2 mg, 72% yield) was obtained following General Procedure B from **1e** (41.7 mg, 0.1 mmol, 1.0 equiv) and **2a** (28.4 mg, 0.2 mmol, 2.0 equiv) using [$t\text{BuXPhosAuNTf}_2$] (0.45 mg, 0.5 mol%) after purification by flash column chromatography using petroleum ether/DCM/THF = 12/4/1 (R_f = 0.17) as eluent.

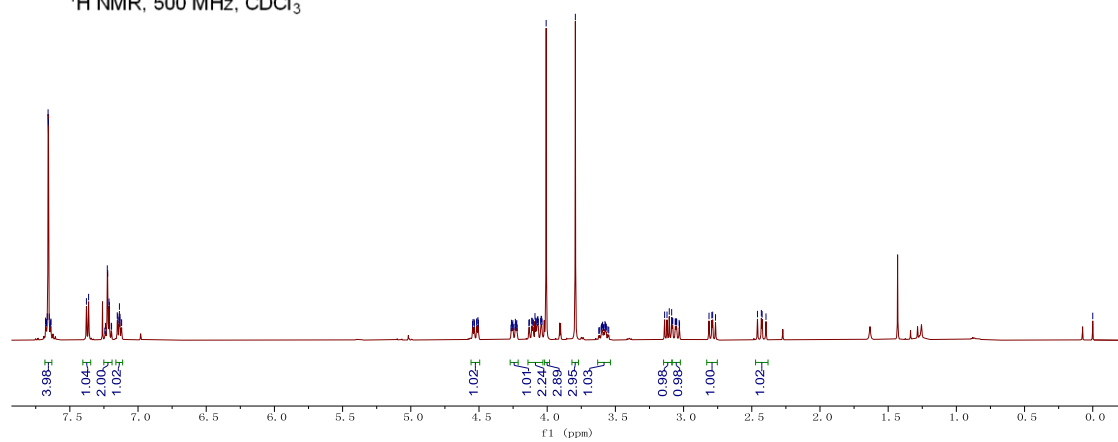
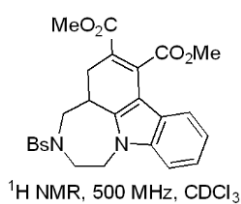
¹H NMR (500 MHz, CDCl₃, TMS) δ 7.68-7.64 (m, 4H), 7.37 (d, J = 7.5 Hz, 1H), 7.24-7.19 (m, 2H), 7.15-7.12 (m, 1H), 4.53 (ddd, J = 14.5, 5.0, 1.5 Hz, 1H), 4.27-4.22 (m, 1H), 4.13-4.04 (m, 2H), 4.01 (s, 3H), 3.79 (s, 3H), 3.62-3.55 (m, 1H), 3.11 (dd, J = 17.0, 8.5 Hz, 1H), 3.06 (ddd, J = 14.0, 10.5, 1.5 Hz, 1H), 2.79 (dd, J = 13.5, 10.5 Hz, 1H), 2.43 (dd, J = 17.0, 14.0 Hz, 1H).

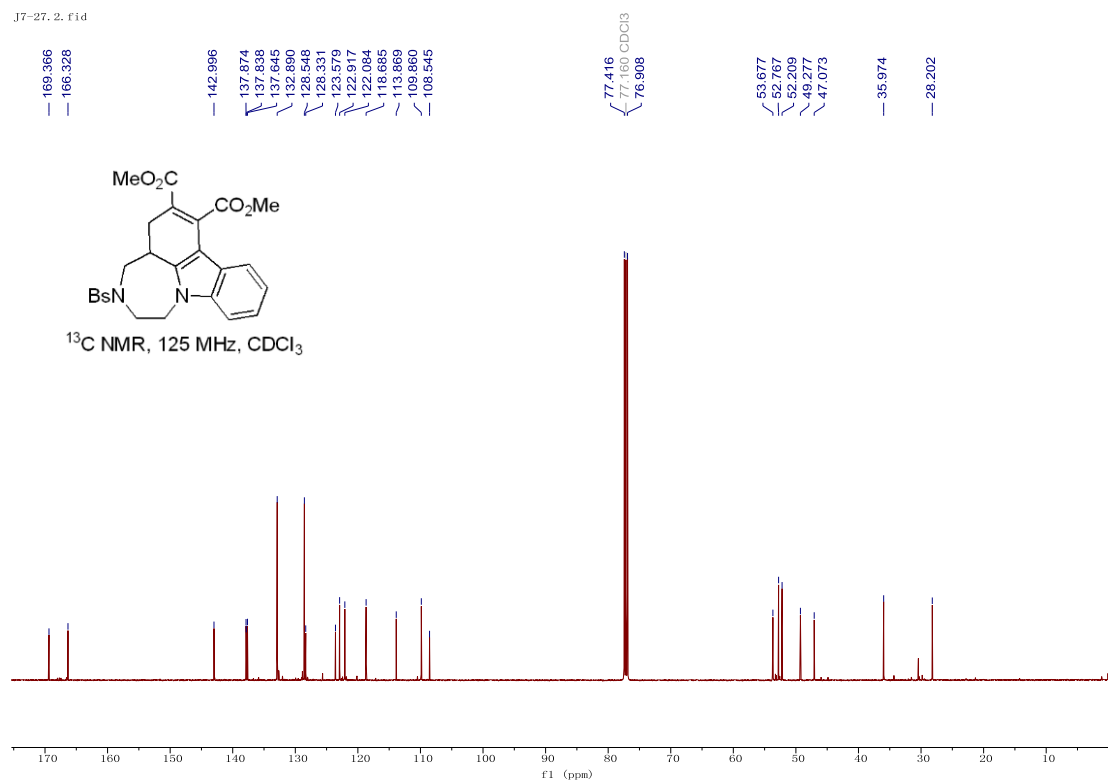
^{13}C NMR (125 MHz, CDCl_3) δ 169.4, 166.3, 143.0, 137.9, 137.8, 137.6, 132.9, 128.5, 128.3, 123.6, 122.9, 122.1, 118.7, 113.9, 109.9, 108.5, 53.7, 52.8, 52.2, 49.3, 47.1, 36.0, 28.2.

IR (KBr) $\nu(\text{cm}^{-1})$: 1724, 1698, 1461, 1344, 1259, 1240, 1206, 1159, 752, 597 cm^{-1} .

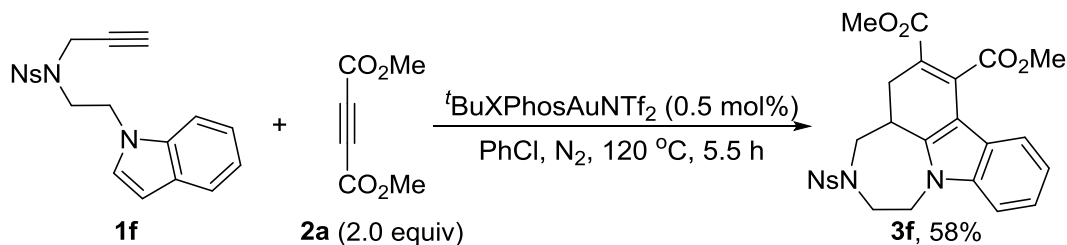
HRMS (ESI): calcd for $\text{C}_{25}\text{H}_{23}\text{BrN}_2\text{NaO}_6\text{S}$ $[\text{M}+\text{Na}]^+$: 581.03524, found: 581.03552.

MP: 202-204 $^\circ\text{C}$.





**Dimethyl 3-((4-nitrophenyl)sulfonyl)-1,2,3,4,4a,5-hexahydro-[1,4]diazepino
[6,7,1-*jk*]carbazole-6,7-dicarboxylate (**3f**)**



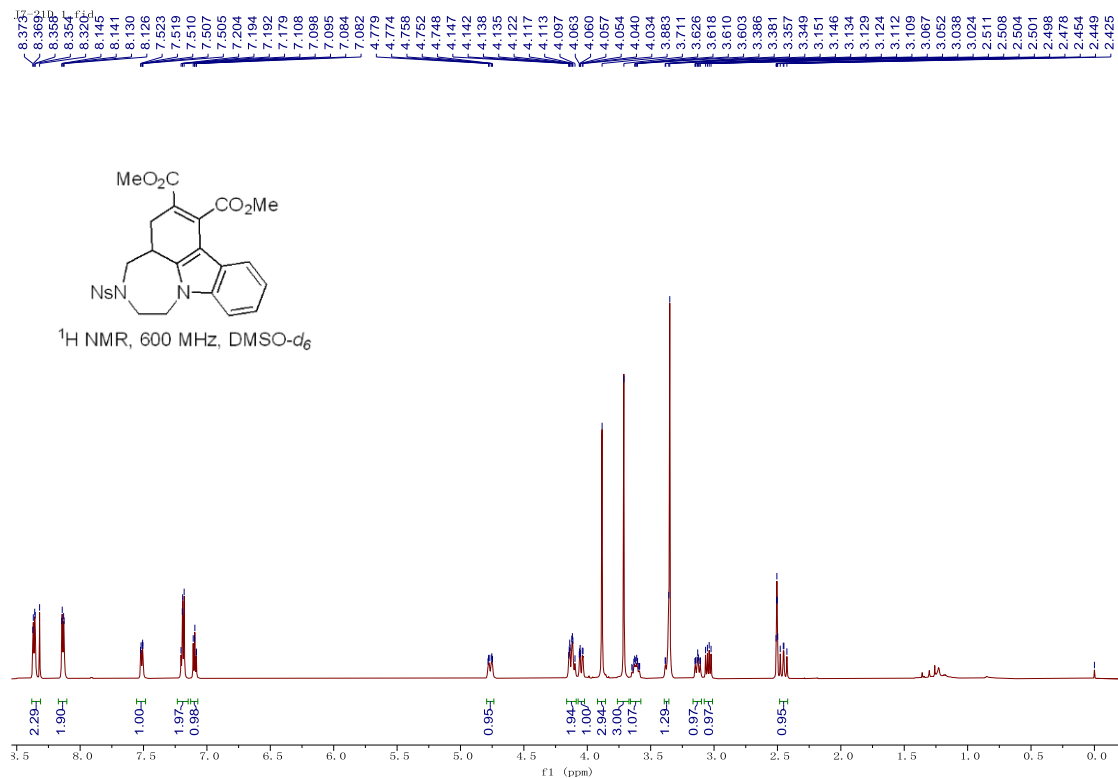
The compound **3f** (yellow solid, 30.5 mg, 58% yield) was obtained following General Procedure B from **1f** (38.3 mg, 0.1 mmol, 1.0 equiv) and **2a** (28.4 mg, 0.2 mmol, 2.0 equiv) using [$t\text{BuXPhosAuNTf}_2$] (0.45 mg, 0.5 mol%) after purification by flash column chromatography using petroleum ether/DCM/THF = 8/4/1 (R_f = 0.20) as eluent. ^1H NMR (600 MHz, $\text{DMSO-}d_6$, TMS) δ 8.37-8.32 (m, 2H), 8.15-8.13 (m, 2H), 7.52-7.51 (m, 1H), 7.20-7.18 (m, 2H), 7.11-7.08 (m, 1H), 4.78-4.75 (m, 1H), 4.15-4.10 (m, 2H), 4.06-4.03 (m, 1H), 3.88 (s, 3H), 3.71 (s, 3H), 3.65-3.59 (m, 1H), 3.39-3.36 (m, 1H), 3.15-3.11 (m, 1H), 3.05 (dd, J = 17.4, 9.0 Hz, 1H), 2.45 (dd, J = 17.4, 14.4 Hz, 1H).

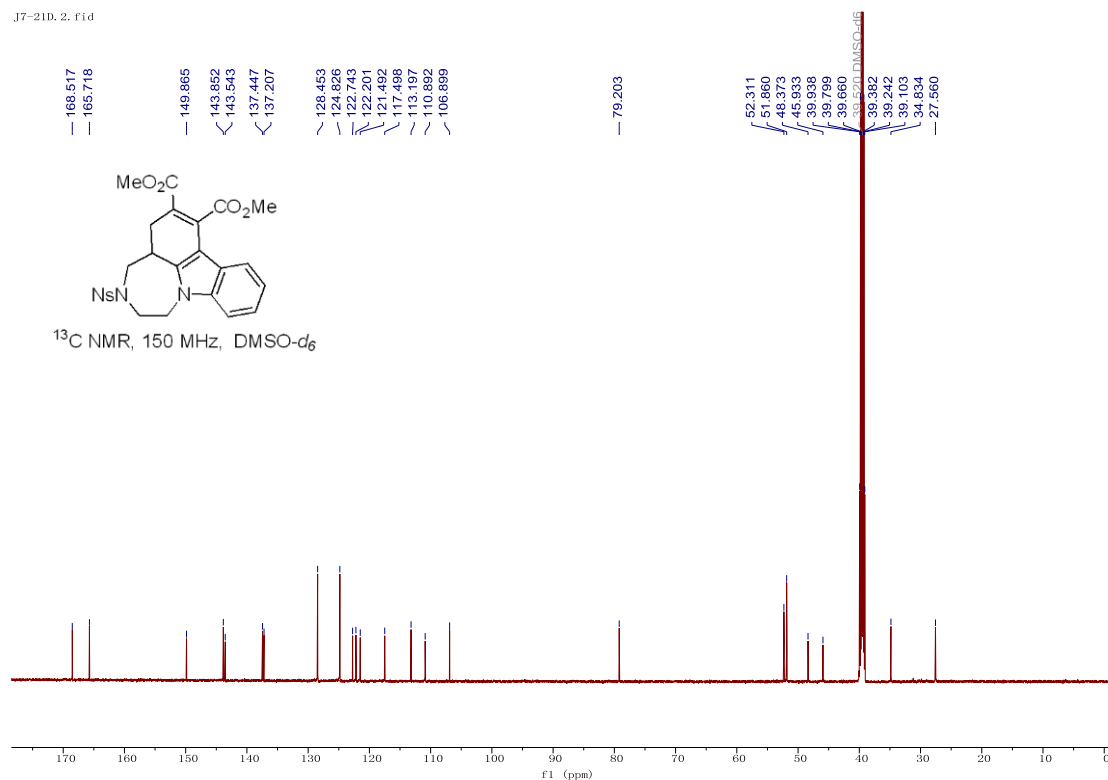
¹³C NMR (150 MHz, DMSO-*d*₆) δ 168.5, 165.7, 149.9, 143.9, 143.5, 137.4, 137.2, 128.5, 124.8, 122.7, 122.2, 121.5, 117.5, 113.2, 110.9, 106.9, 79.2, 52.3, 51.9, 48.4, 45.9, 34.8, 27.6.

IR (KBr) ν(cm⁻¹): 1733, 1348, 1254, 1238, 1203, 1163, 1026, 1007, 741 cm⁻¹.

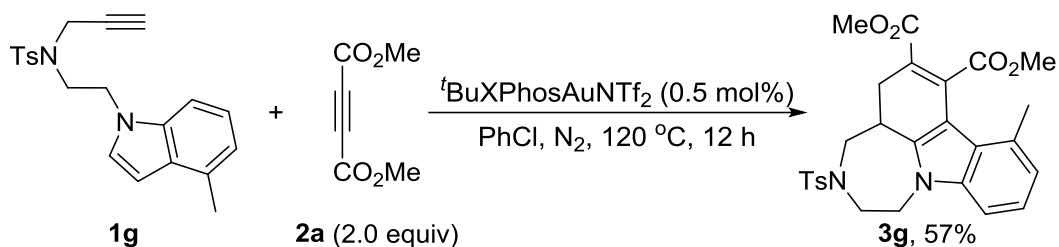
HRMS (ESI): calc for C₂₅H₂₄N₃O₈S [M+H]⁺: 526.12786, found: 526.12842.

MP: 113-116 °C.





Dimethyl 8-methyl-3-tosyl-1,2,3,4,4a,5-hexahydro-[1,4]diazepino[6,7,1-*jk*]carbazole-6,7-dicarboxylate (**3g**)



The compound **3g** (yellow solid, 29.0 mg, 57% yield) was obtained following General Procedure B from **1g** (36.7 mg, 0.1 mmol, 1.0 equiv) and **2a** (28.4 mg, 0.2 mmol, 2.0 equiv) using $[t\text{BuXPhosAuNTf}_2]$ (0.45 mg, 0.5 mol%) after purification by flash column chromatography using petroleum ether/DCM/THF = 15/4/1 ($R_f = 0.15$) as eluent.

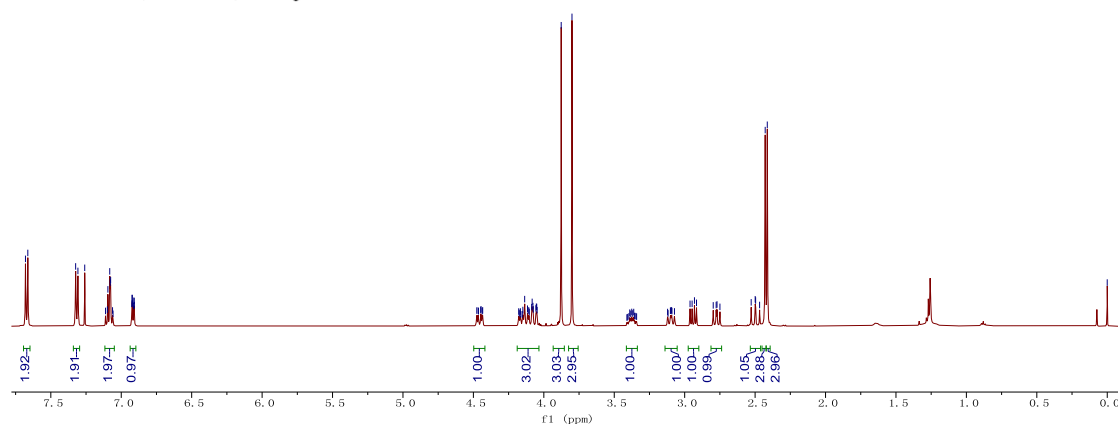
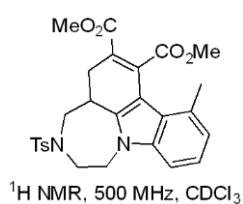
^1H NMR (500 MHz, CDCl_3 , TMS) δ 7.67 (dt, $J = 8.5, 2.0$ Hz, 2H), 7.32 (d, $J = 8.0$ Hz, 2H), 7.11-7.06 (m, 2H), 6.93-6.91 (m, 1H), 4.48-4.43 (m, 1H), 4.18-4.05 (m, 3H), 3.88 (s, 3H), 3.80 (s, 3H), 3.41-3.34 (m, 1H), 3.12-3.07 (m, 1H), 2.94 (dd, $J = 15.5, 7.5$ Hz, 1H), 2.77 (dd, $J = 13.5, 10.0$ Hz, 1H), 2.50 (dd, $J = 16.0, 14.5$ Hz, 1H), 2.43 (s, 3H), 2.41 (s, 3H).

^{13}C NMR (125 MHz, CDCl_3) δ 169.9, 167.3, 145.4, 144.2, 138.3, 138.2, 135.3, 131.0, 130.2, 127.1, 124.4, 123.7, 122.8, 116.8, 110.1, 107.4, 52.7, 52.6, 52.2, 48.8, 46.2, 35.5, 29.5, 21.6, 21.2.

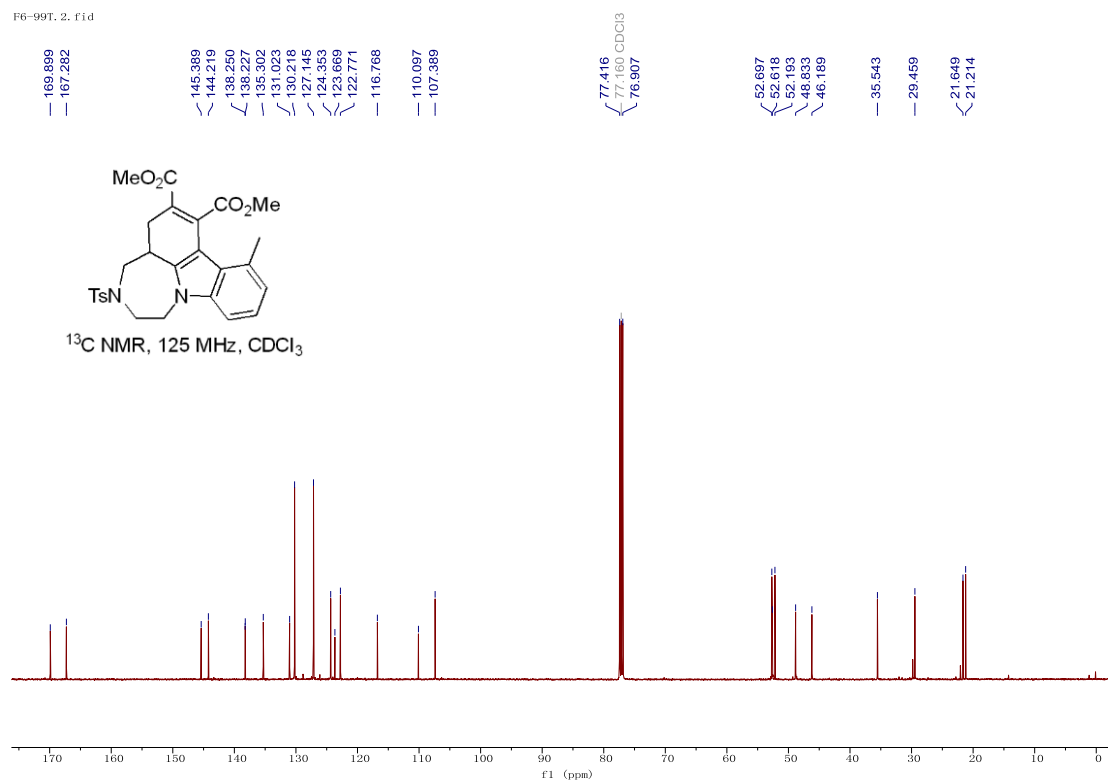
IR (KBr) $\nu(\text{cm}^{-1})$: 1734, 1695, 1593, 1472, 1339, 1293, 1196, 1160, 733 cm^{-1} .

HRMS (ESI): calcd for $\text{C}_{27}\text{H}_{29}\text{N}_2\text{O}_6\text{S}$ $[\text{M}+\text{H}]^+$: 509.17408, found: 509.17462.

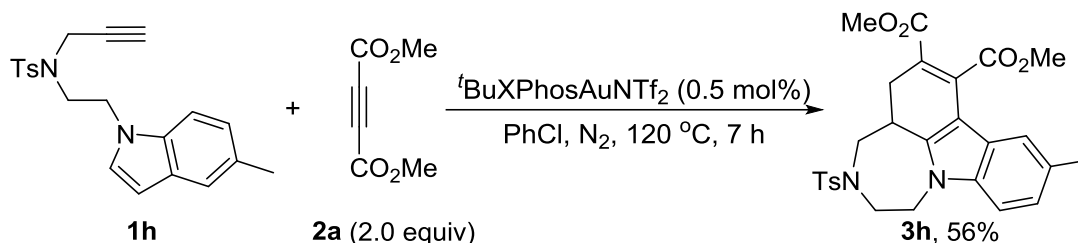
MP: 186-188 $^\circ\text{C}$.



F6-99T.2.fid



Dimethyl 9-methyl-3-tosyl-1,2,3,4,4a,5-hexahydro-[1,4]diazepino[6,7,1-*jk*]carbazole-6,7-dicarboxylate (**3h**)



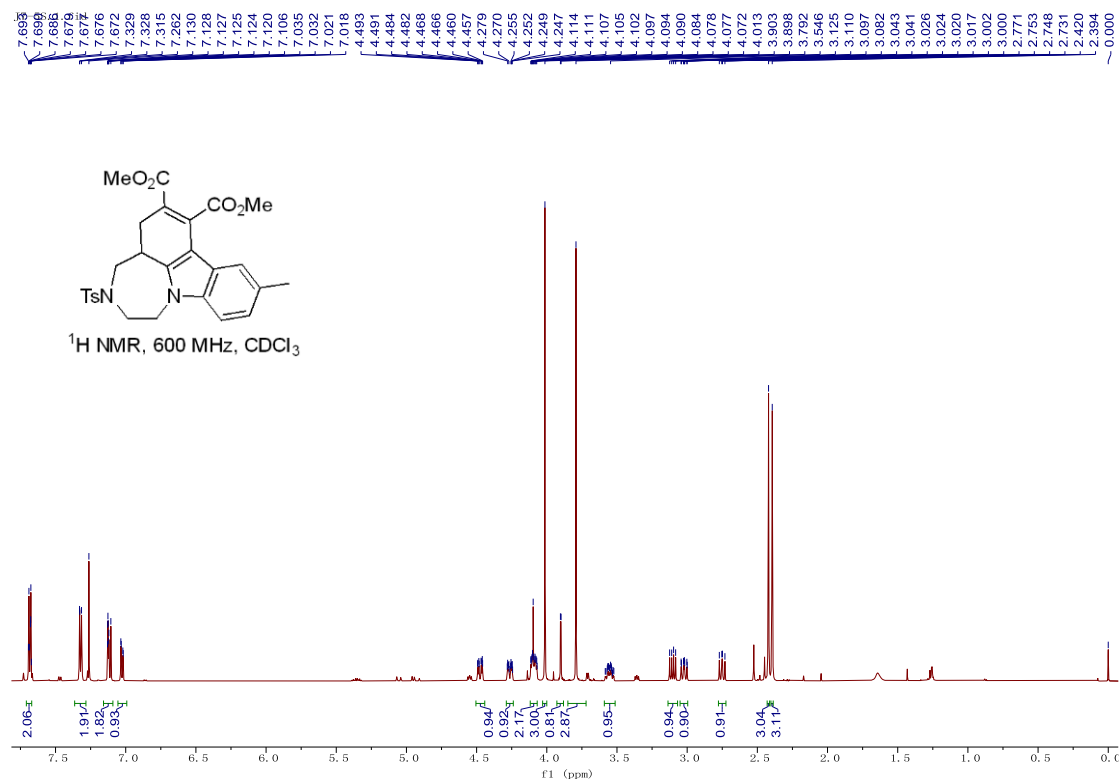
The compound **3h** (yellow solid, 28.7 mg, 56% yield) was obtained following General Procedure B from **1h** (36.7 mg, 0.1 mmol, 1.0 equiv) and **2a** (28.4 mg, 0.2 mmol, 2.0 equiv) using [$t\text{BuXPhosAuNTf}_2$] (0.45 mg, 0.5 mol%) after purification by flash column chromatography using petroleum ether/DCM/THF = 8/4/1 (R_f = 0.27) as eluent. ¹H NMR (600 MHz, CDCl₃, TMS) δ 7.69-7.67 (m, 2H), 7.33-7.32 (m, 2H), 7.13-7.11 (m, 2H), 7.03 (dd, J = 8.4, 1.8 Hz, 1H), 4.48 (ddd, J = 15.0, 5.4, 1.2 Hz, 1H), 4.28-4.24 (m, 1H), 4.11-4.07 (m, 2H), 4.01 (s, 3H), 3.90 (d, J = 3.0 Hz, 1H), 3.79 (s, 3H), 3.58-3.52 (m, 1H), 3.10 (dd, J = 16.8, 9.0 Hz, 1H), 3.02 (ddd, J = 13.8, 10.2, 1.2 Hz, 1H), 2.75 (dd, J = 13.8, 10.8 Hz, 1H), 2.42 (s, 3H), 2.39 (s, 3H).

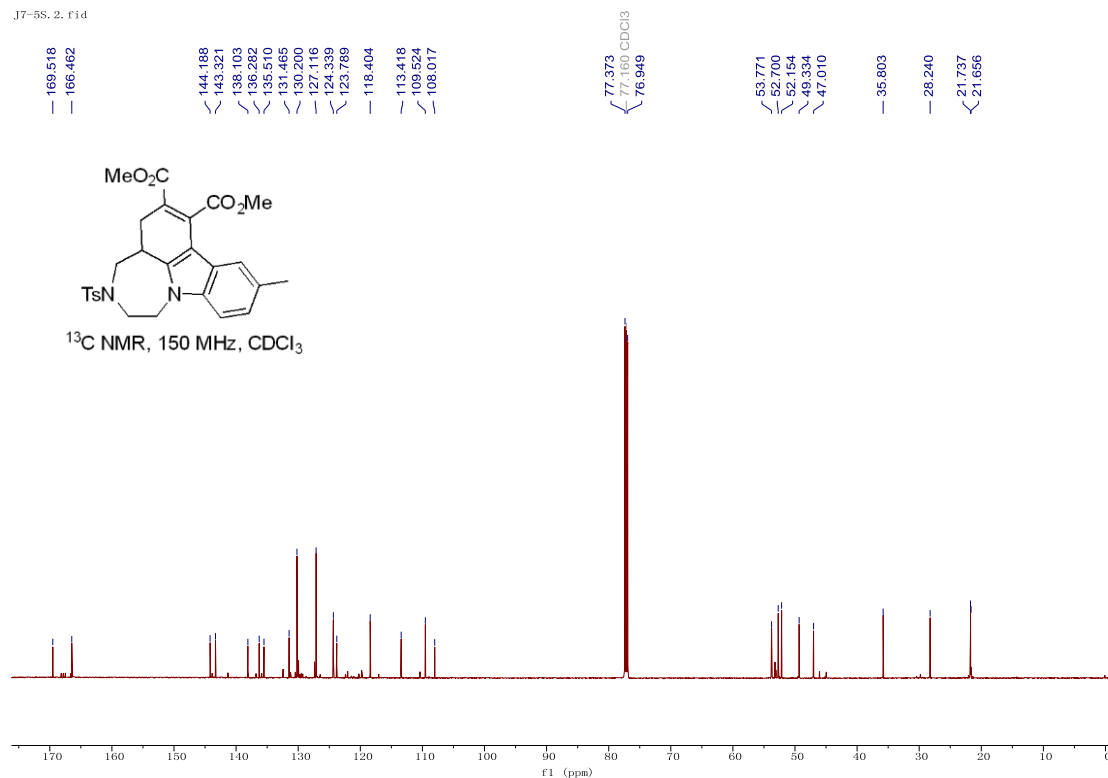
^{13}C NMR (150 MHz, CDCl_3) δ 169.5, 166.5, 144.2, 143.3, 138.1, 136.3, 135.5, 131.5, 130.2, 127.1, 124.3, 123.8, 118.4, 113.4, 109.5, 108.0, 53.8, 52.7, 52.2, 49.3, 47.0, 35.8, 28.2, 21.74, 21.66.

IR (KBr) $\nu(\text{cm}^{-1})$: 1702, 1426, 1329, 1270, 1238, 1219, 1108, 740, 548 cm^{-1} .

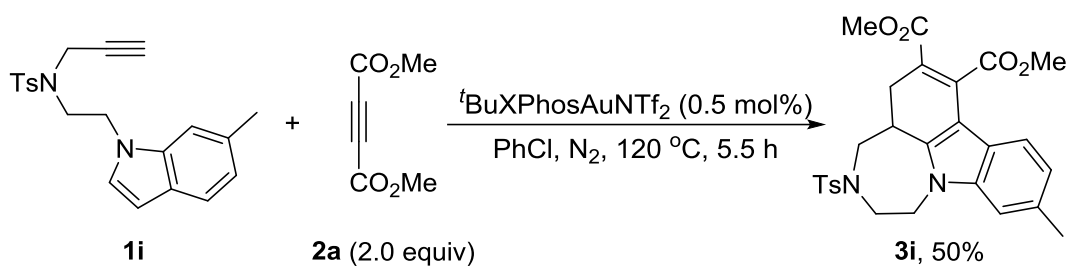
HRMS (ESI): calcd for $\text{C}_{27}\text{H}_{29}\text{N}_2\text{O}_6\text{S}$ $[\text{M}+\text{H}]^+$: 509.17408, found: 509.17465.

MP: 169-172 $^\circ\text{C}$.





Dimethyl 10-methyl-3-tosyl-1,2,3,4,4a,5-hexahydro-[1,4]diazepino[6,7,1-*jk*]carbazole-6,7-dicarboxylate (**3i**)



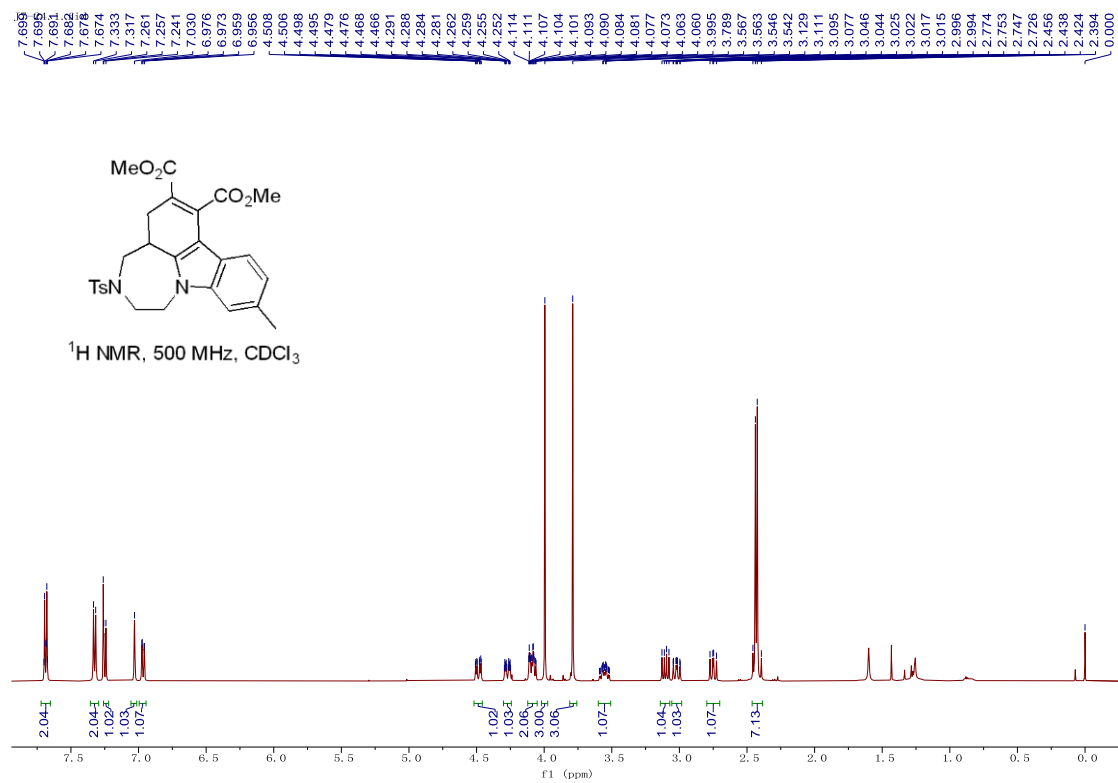
The compound **3i** (yellow solid, 25.4 mg, 50% yield) was obtained following General Procedure B from **1i** (36.6 mg, 0.1 mmol, 1.0 equiv) and **2a** (28.4 mg, 0.2 mmol, 2.0 equiv) using [tBuXPhosAuNTf₂] (0.45 mg, 0.5 mol%) after purification by flash column chromatography using petroleum ether/DCM/THF = 12/4/1 (*R_f* = 0.27) as eluent. ¹H NMR (500 MHz, CDCl₃, TMS) δ 7.69 (dt, *J* = 8.5, 2.0 Hz, 2H), 7.33 (d, *J* = 8.0 Hz, 2H), 7.25 (d, *J* = 8.0 Hz, 1H), 7.03 (s, 1H), 6.97 (dd, *J* = 8.5, 1.5 Hz, 1H), 4.49 (ddd, *J* = 14.5, 5.0, 1.0 Hz, 1H), 4.29-4.25 (m, 1H), 4.11-4.06 (m, 2H), 4.00 (s, 3H), 3.79 (s, 3H), 3.59-3.52 (m, 1H), 3.10 (dd, *J* = 17.0, 9.0 Hz, 1H), 3.02 (ddd, *J* = 14.5, 10.5, 1.0 Hz, 1H), 2.75 (dd, *J* = 13.5, 10.5 Hz, 1H), 2.46-2.39 (m, 7H).

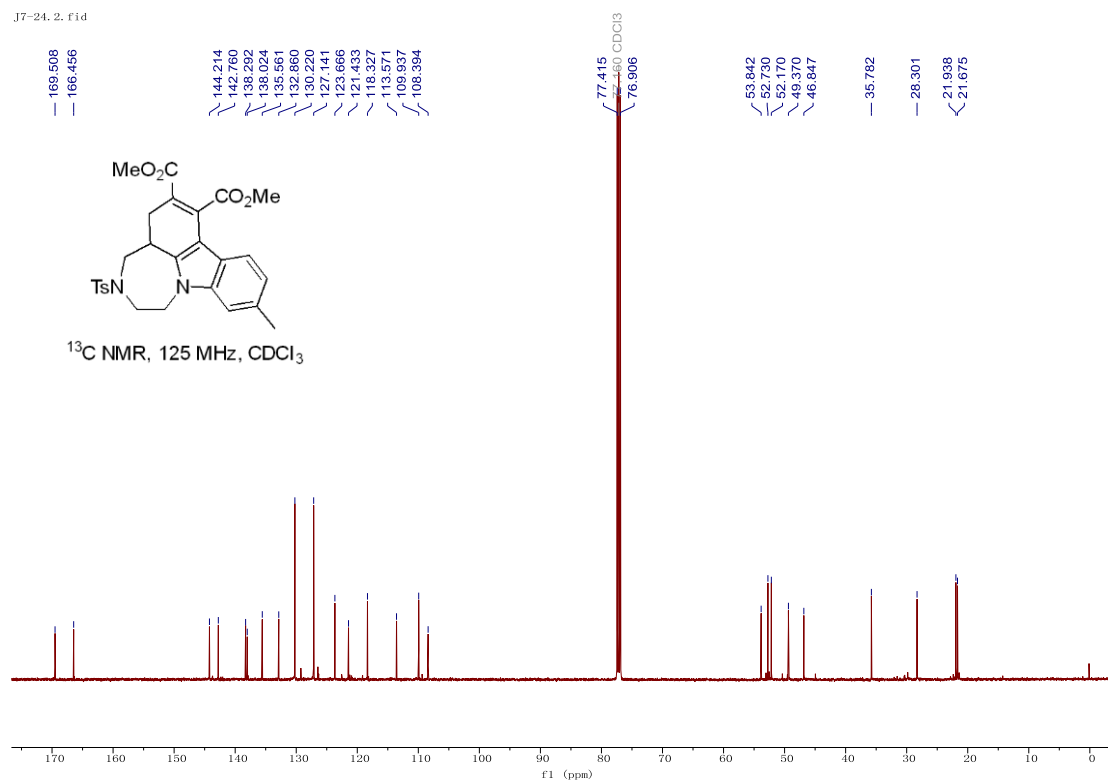
^{13}C NMR (125 MHz, CDCl_3) δ 169.5, 166.5, 144.2, 142.8, 138.3, 138.0, 135.6, 132.9, 130.2, 127.1, 123.7, 121.4, 118.3, 113.6, 109.9, 108.4, 53.8, 52.7, 52.2, 49.4, 46.8, 35.8, 28.3, 21.9, 21.7.

IR (KBr) $\nu(\text{cm}^{-1})$: 1733, 1435, 1341, 1268, 1236, 1090, 813, 654, 546 cm^{-1} .

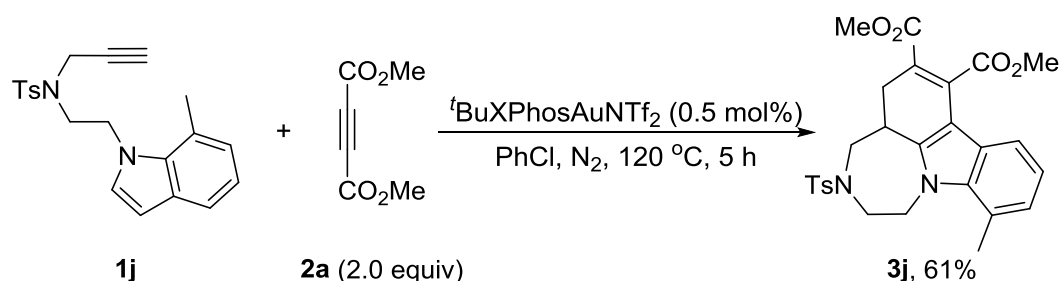
HRMS (ESI): calcd for $\text{C}_{27}\text{H}_{29}\text{N}_2\text{O}_6\text{S}$ $[\text{M}+\text{H}]^+$: 509.17408, found: 509.17496.

MP: 204-206 $^\circ\text{C}$.





Dimethyl 11-methyl-3-tosyl-1,2,3,4,4a,5-hexahydro-[1,4]diazepino[6,7,1-*jk*]carbazole-6,7-dicarboxylate (**3j**)



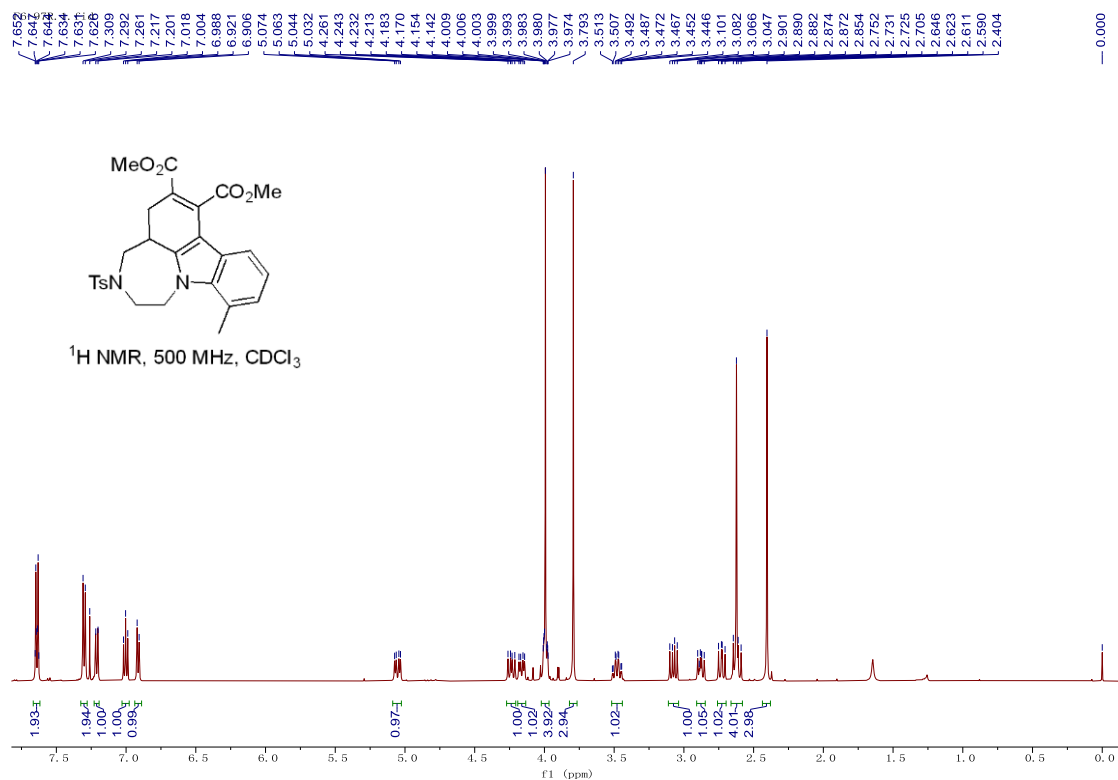
The compound **3j** (yellow solid, 30.8 mg, 61% yield) was obtained following General Procedure B from **1j** (36.7 mg, 0.1 mmol, 1.0 equiv) and **2a** (28.4 mg, 0.2 mmol, 2.0 equiv) using [*t*BuXPhosAuNTf₂] (0.45 mg, 0.5 mol%) after purification by flash column chromatography using petroleum ether/DCM/THF = 8/4/1 (*R_f* = 0.19) as eluent. ¹H NMR (500 MHz, CDCl₃, TMS) δ 7.64 (dt, *J* = 8.0, 1.5 Hz, 2H), 7.30 (d, *J* = 8.5 Hz, 2H), 7.21 (d, *J* = 8.0 Hz, 1H), 7.00 (t, *J* = 7.0 Hz, 1H), 6.91 (d, *J* = 7.5 Hz, 1H), 5.05 (dd, *J* = 15.0, 5.5 Hz, 1H), 4.24 (dd, *J* = 14.5, 9.0 Hz, 1H), 4.16 (dd, *J* = 14.5, 6.5 Hz, 1H), 4.01-3.97 (m, 4H), 3.79 (s, 3H), 3.51-3.45 (m, 1H), 3.07 (dd, *J* = 17.5, 9.5 Hz, 1H), 2.90-2.85 (m, 1H), 2.73 (dd, *J* = 13.5, 10.5 Hz, 1H), 2.65-2.59 (m, 4H), 2.40 (s, 3H).

^{13}C NMR (125 MHz, CDCl_3) δ 169.5, 166.4, 144.4, 144.2, 137.6, 136.7, 135.0, 130.2, 127.1, 126.7, 124.6, 122.1, 121.2, 116.8, 113.7, 108.5, 53.2, 52.7, 52.2, 48.9, 48.0, 34.4, 28.6, 21.6, 21.2.

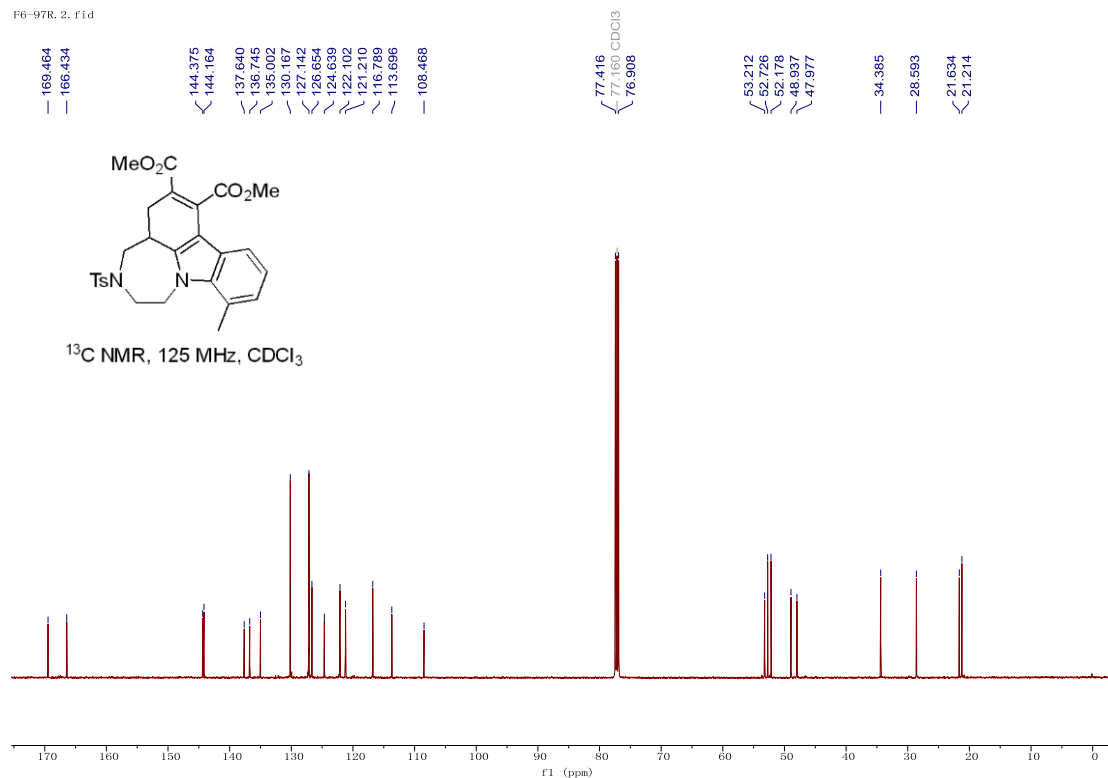
IR (KBr) ν (cm^{-1}): 1734, 1700, 1296, 1260, 1241, 1206, 1160, 1099, 732 cm^{-1} .

HRMS (ESI): calcd for $\text{C}_{27}\text{H}_{29}\text{N}_2\text{O}_6\text{S}$ $[\text{M}+\text{H}]^+$: 509.17408, found: 509.17474.

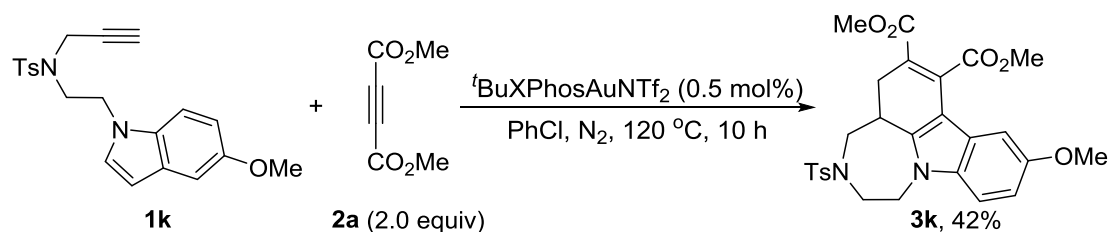
MP: 202-204 $^\circ\text{C}$.



F6-97R. 2. F1d



Dimethyl 9-methoxy-3-tosyl-1,2,3,4,4a,5-hexahydro-[1,4]diazepino[6,7,1-*jk*]carbazole-6,7-dicarboxylate (**3k**)



The compound **3k** (yellow solid, 22.0 mg, 42% yield) was obtained following General Procedure B from **1k** (38.2 mg, 0.1 mmol, 1.0 equiv) and **2a** (28.4 mg, 0.2 mmol, 2.0 equiv) using [$t\text{BuXPhosAuNTf}_2$] (0.45 mg, 0.5 mol%) after purification by flash column chromatography using petroleum ether/DCM/THF = 12/4/1 (R_f = 0.17) as eluent.

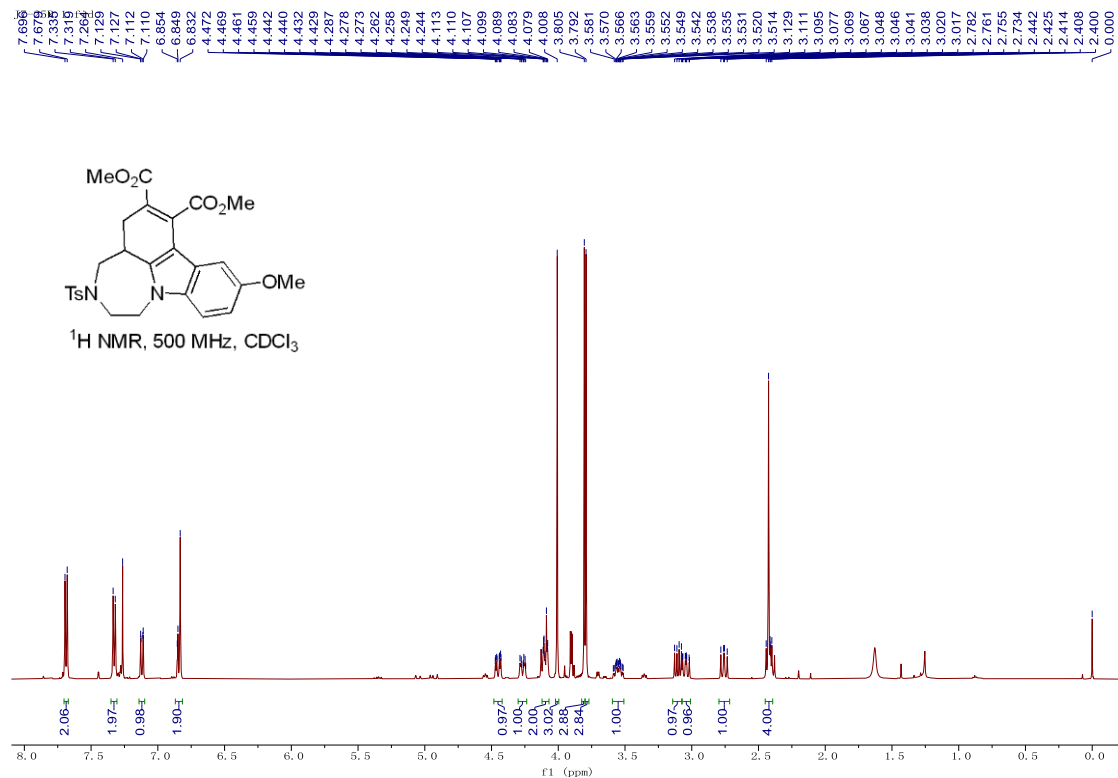
¹H NMR (500 MHz, CDCl₃, TMS) δ 7.69 (d, J = 8.5 Hz, 2H), 7.33 (d, J = 8.0 Hz, 2H), 7.12 (dd, J = 8.5, 1.0 Hz, 1H), 6.85-6.83 (m, 2H), 4.45 (ddd, J = 15.0, 5.5, 1.5 Hz, 1H), 4.29-4.24 (m, 1H), 4.11-4.08 (m, 2H), 4.01 (s, 3H), 3.81 (s, 3H), 3.79 (s, 3H), 3.59-3.51 (m, 1H), 3.10 (dd, J = 17.0, 8.5 Hz, 1H), 3.04 (ddd, J = 14.0, 10.5, 1.0 Hz, 1H), 2.76 (dd, J = 13.5, 10.5 Hz, 1H), 2.44-2.40 (m, 4H).

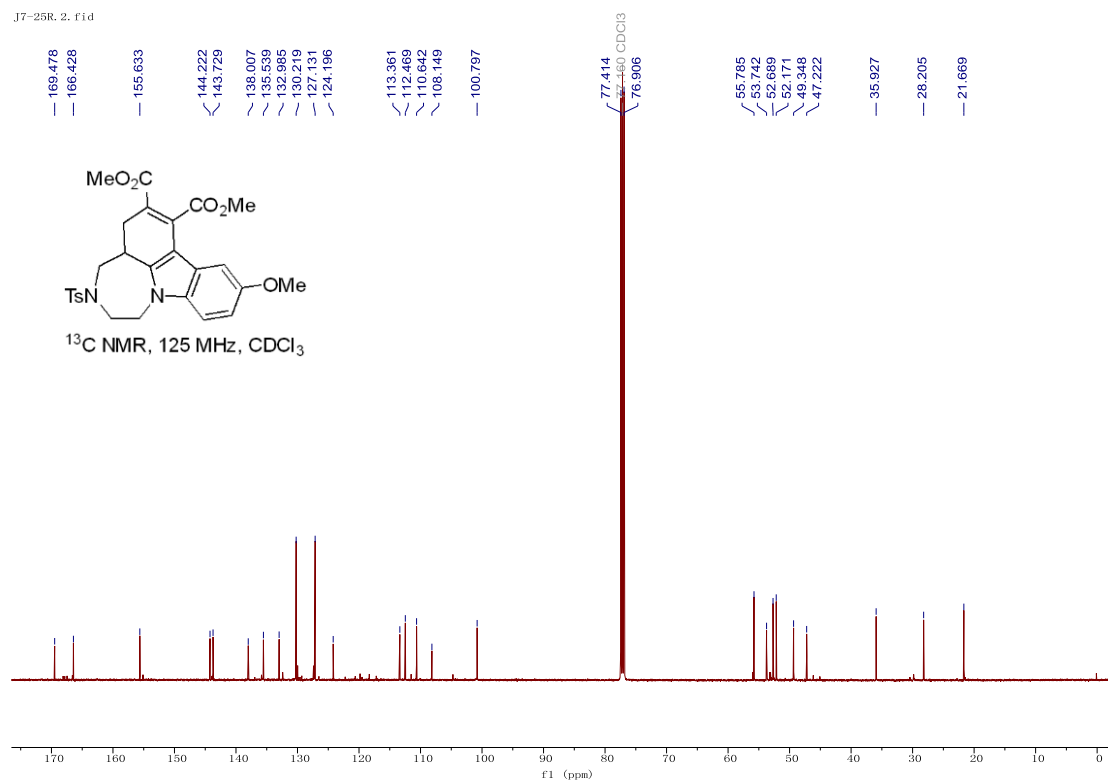
^{13}C NMR (125 MHz, CDCl_3) δ 169.5, 166.4, 155.6, 144.2, 143.7, 138.0, 135.5, 133.0, 130.2, 127.1, 124.2, 113.4, 112.5, 110.6, 108.1, 100.8, 55.8, 53.7, 52.7, 52.2, 49.3, 47.2, 35.9, 28.2, 21.7.

IR (KBr) ν (cm^{-1}): 1736, 1701, 1483, 1432, 1325, 1258, 1196, 1156, 740 cm^{-1} .

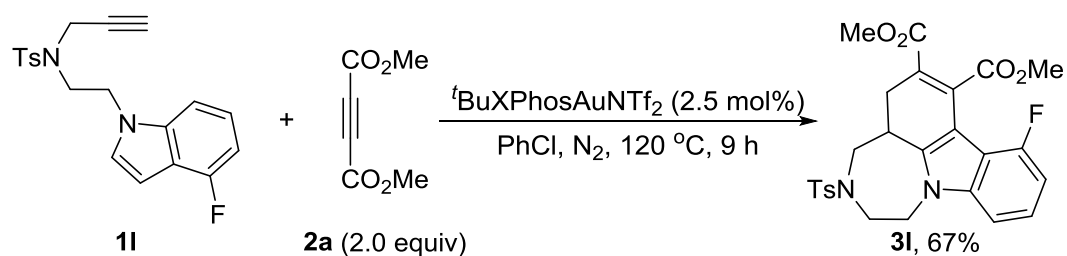
HRMS (ESI): calcd $\text{C}_{27}\text{H}_{29}\text{N}_2\text{O}_7\text{S}$ $[\text{M}+\text{H}]^+$: 525.16900, found: 525.16943.

MP: 166-168 $^\circ\text{C}$.





Dimethyl 8-fluoro-3-tosyl-1,2,3,4,4a,5-hexahydro-[1,4]diazepino[6,7,1-*jk*]carbazole-6,7-dicarboxylate (3l**)**



The compound **3l** (white solid, 34.3 mg, 67% yield) was obtained following General Procedure B from **1l** (37.0 mg, 0.1 mmol, 1.0 equiv) and **2a** (28.4 mg, 0.2 mmol, 2.0 equiv) using [tBuXPhosAuNTf₂] (2.25 mg, 2.5 mol%) after purification by flash column chromatography using petroleum ether/DCM/THF = 8/4/1 (R_f = 0.28) as eluent.

¹H NMR (500 MHz, CDCl₃, TMS) δ 7.68 (dt, *J* = 8.5, 2.0 Hz, 2H), 7.33 (d, *J* = 8.0 Hz, 2H), 7.12 (td, *J* = 8.5, 5.0 Hz, 1H), 7.02 (d, *J* = 8.5 Hz, 1H), 6.81 (dd, *J* = 11.0, 7.5 Hz, 1H), 4.50 (ddd, *J* = 15.0, 5.5, 1.5 Hz, 1H), 4.25-4.21 (m, 1H), 4.17-4.07 (m, 2H), 3.94 (s, 3H), 3.80 (s, 3H), 3.54-3.47 (m, 1H), 3.10-3.04 (m, 2H), 2.80 (dd, *J* = 13.5, 10.5 Hz, 1H), 2.50 (dd, *J* = 16.5, 13.5 Hz, 1H), 2.42 (s, 3H).

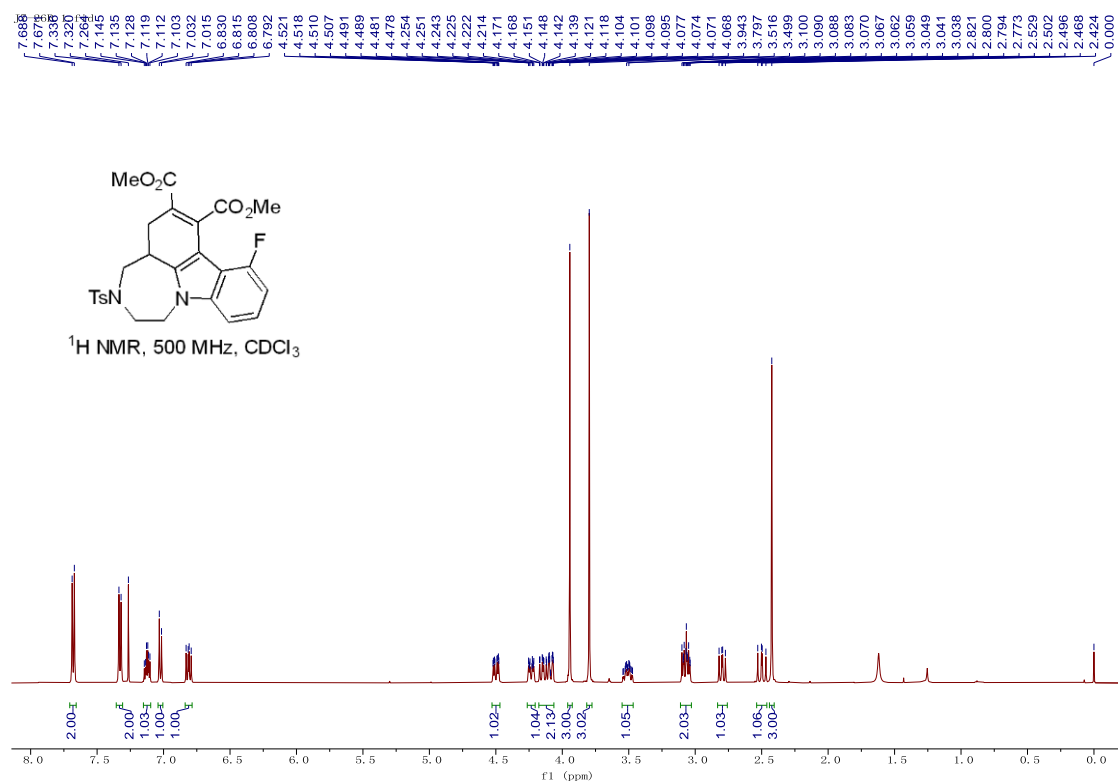
^{13}C NMR (125 MHz, CDCl_3) δ 169.0, 166.5, 156.0 (d, $J = 246.6$ Hz), 144.3, 143.9, 140.3 (d, $J = 11.0$ Hz), 138.1, 135.3, 130.3, 127.1, 123.4 (d, $J = 8.3$ Hz), 115.4, 112.6 (d, $J = 20.4$ Hz), 107.7 (d, $J = 21.5$ Hz), 107.6, 105.9 (d, $J = 3.4$ Hz), 53.3, 52.7 (d, $J = 3.8$ Hz), 52.3, 49.0, 47.1, 35.3, 28.7, 21.7.

^{19}F NMR (470 MHz, CDCl_3) δ (-116.17) - (-116.21) (m).

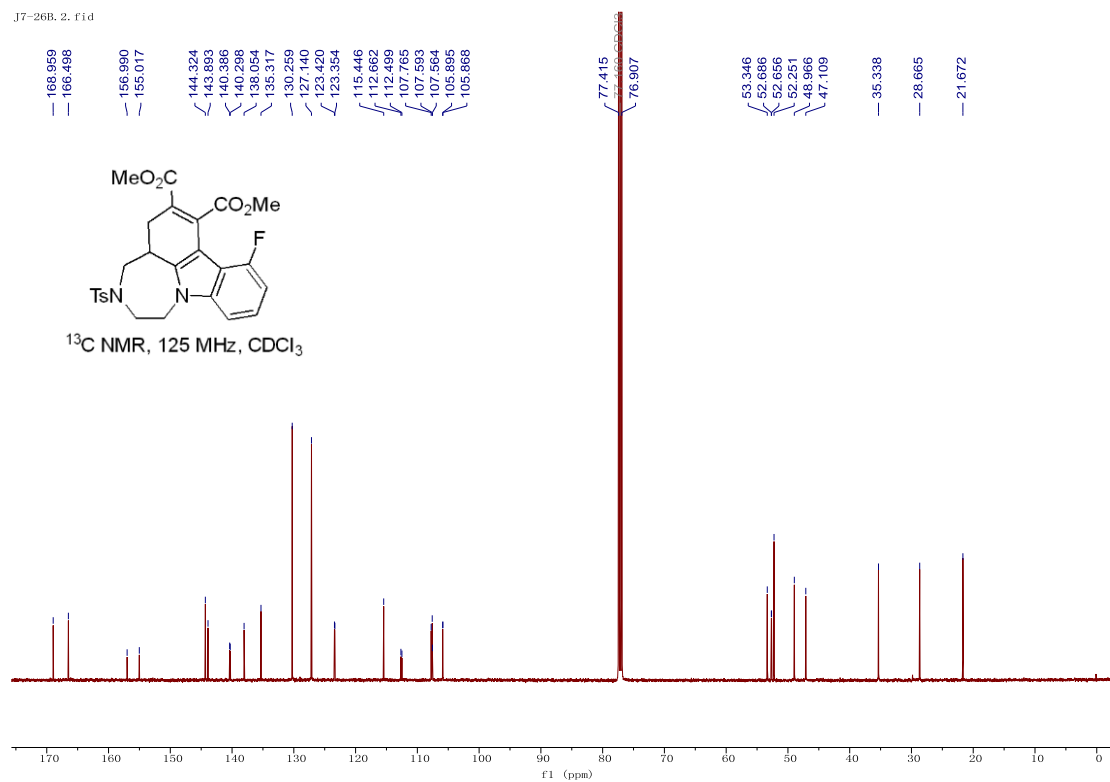
IR (KBr) $\nu(\text{cm}^{-1})$: 1737, 1699, 1433, 1329, 1314, 1296, 1236, 1152, 735 cm^{-1} .

HRMS (ESI): calcd for $\text{C}_{26}\text{H}_{26}\text{FN}_2\text{O}_6\text{S}$ $[\text{M}+\text{H}]^+$: 513.14901, found: 513.14954.

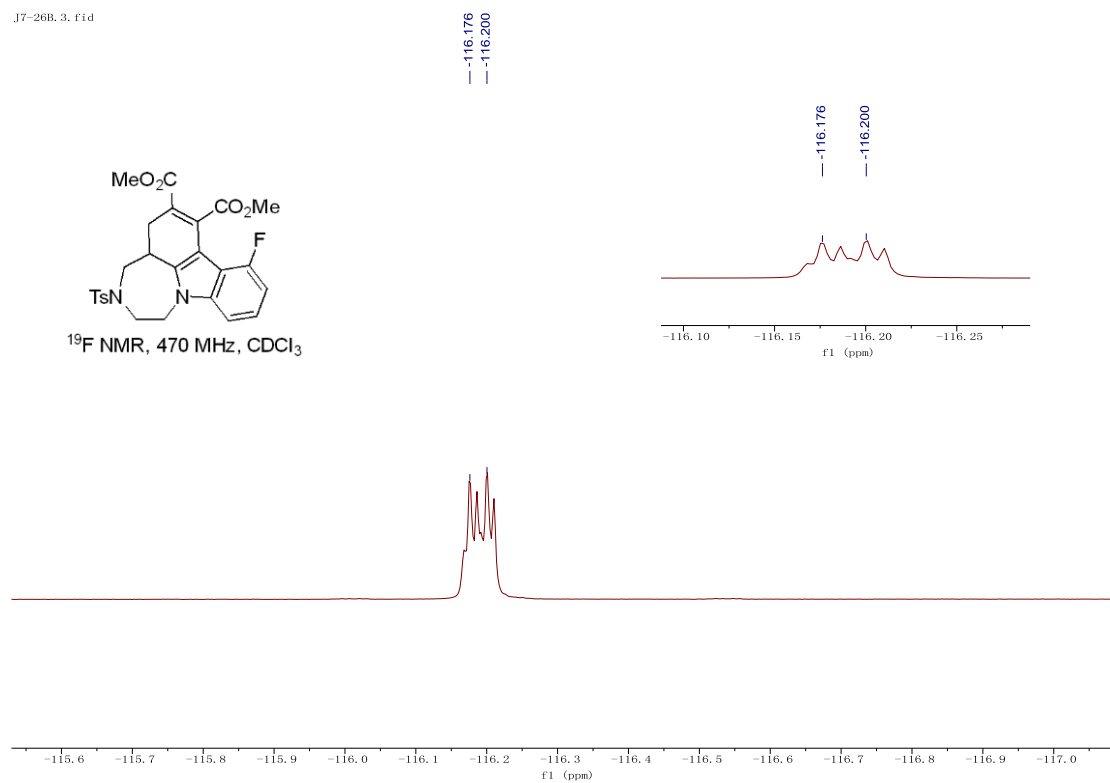
MP: 86-89 $^\circ\text{C}$.



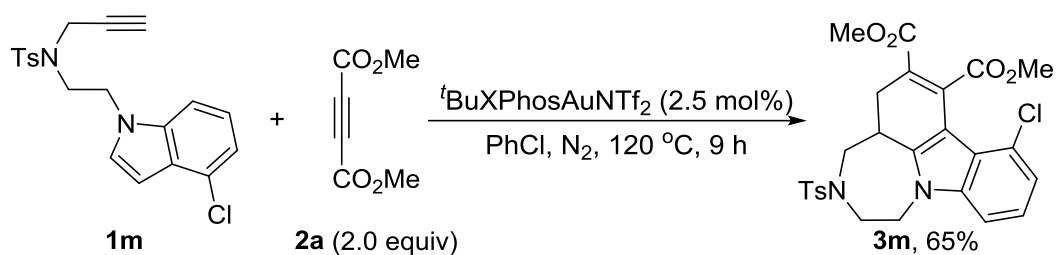
J7-26B. 2. f1d



J7-26B. 3. f1d



Dimethyl 8-chloro-3-tosyl-1,2,3,4,4a,5-hexahydro-[1,4]diazepino[6,7,1-*jk*]carbazole-6,7-dicarboxylate (3m**)**



The compound **3m** (yellow solid, 34.4 mg, 65% yield) was obtained following General Procedure B from **1m** (38.7 mg, 0.1 mmol, 1.0 equiv) and **2a** (28.4 mg, 0.2 mmol, 2.0 equiv) using [^tBuXPhosAuNTf₂] (2.25 mg, 2.5 mol%) after purification by flash column chromatography using petroleum ether/DCM/THF = 8/4/1 (*R_f* = 0.40) as eluent.

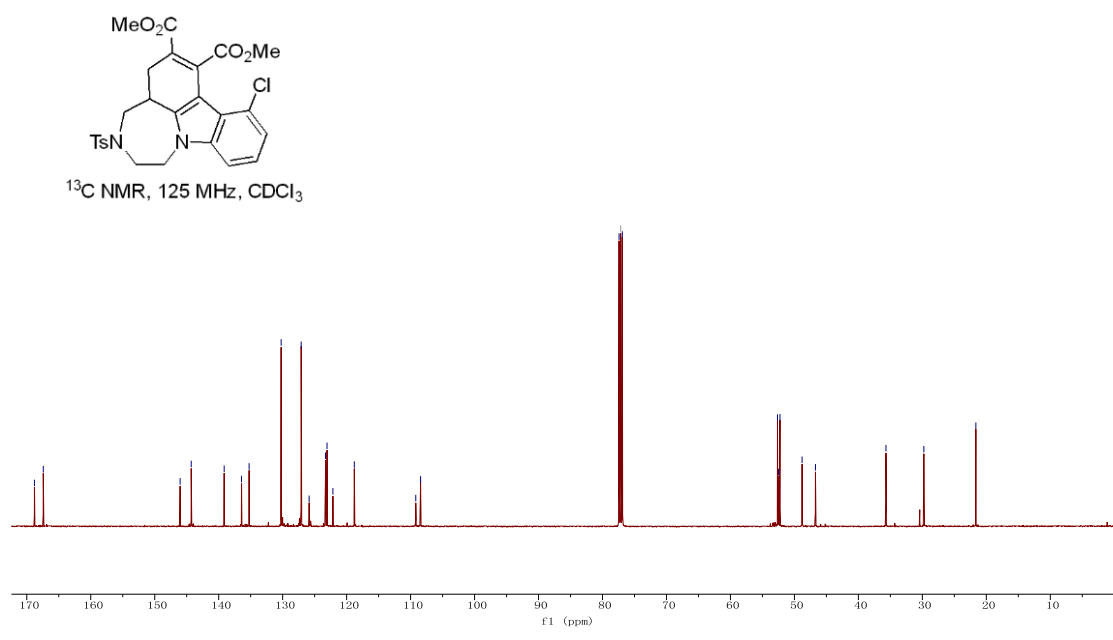
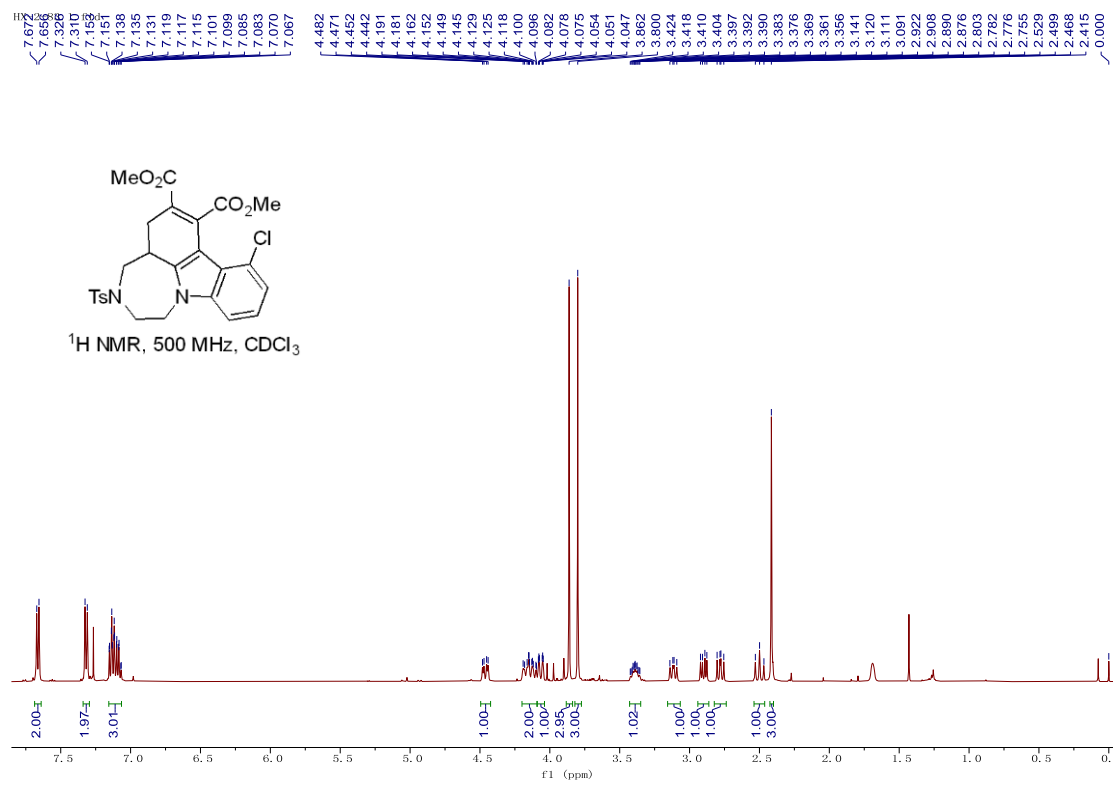
¹H NMR (500 MHz, CDCl₃, TMS) δ 7.66 (d, *J* = 8.0 Hz, 2H), 7.32 (d, *J* = 8.0 Hz, 2H), 7.15-7.07 (m, 3H), 4.46 (dd, *J* = 15.0, 5.5 Hz, 1H), 4.19-4.10 (m, 2H), 4.06 (dt, *J* = 14.0, 2.0 Hz, 1H), 3.86 (s, 3H), 3.80 (s, 3H), 3.42-3.36 (m, 1H), 3.11 (dd, *J* = 15.0, 10.5 Hz, 1H), 2.90 (dd, *J* = 16.0, 7.0 Hz, 1H), 2.78 (dd, *J* = 13.5, 10.5 Hz, 1H), 2.50 (t, *J* = 15.0 Hz, 1H), 2.42 (s, 3H).

¹³C NMR (125 MHz, CDCl₃) δ 168.8, 167.4, 146.0, 144.3, 139.1, 136.4, 135.2, 130.2, 127.1, 125.9, 123.3, 123.1, 122.1, 118.8, 109.2, 108.4, 52.7, 52.5, 52.3, 48.8, 46.7, 35.7, 29.8, 21.6.

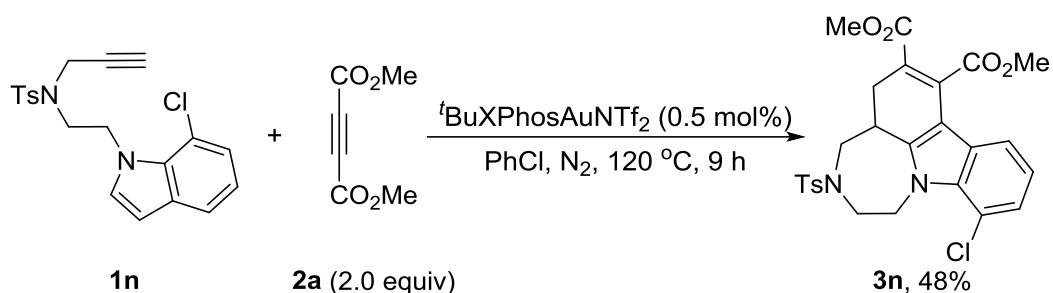
IR (KBr) ν (cm⁻¹): 1732, 1710, 1433, 1327, 1292, 1252, 1207, 1161, 1094, 740 cm⁻¹.

HRMS (ESI): calcd for C₂₆H₂₆ClN₂O₆S [M+H]⁺: 529.11946, found: 529.11987.

MP: 174-177 °C.



Dimethyl 11-chloro-3-tosyl-1,2,3,4,4a,5-hexahydro-[1,4]diazepino[6,7,1-*jk*]carbazole-6,7-dicarboxylate (3n)



The compound **3n** (yellow solid, 25.4 mg, 48% yield) was obtained following General Procedure B from **1n** (38.6 mg, 0.1 mmol, 1.0 equiv) and **2a** (28.4 mg, 0.2 mmol, 2.0 equiv) using [*t*BuXPhosAuNTf₂] (0.45 mg, 0.5 mol%) after purification by flash column chromatography using petroleum ether/DCM/THF = 8/4/1 (*R_f* = 0.44) as eluent.

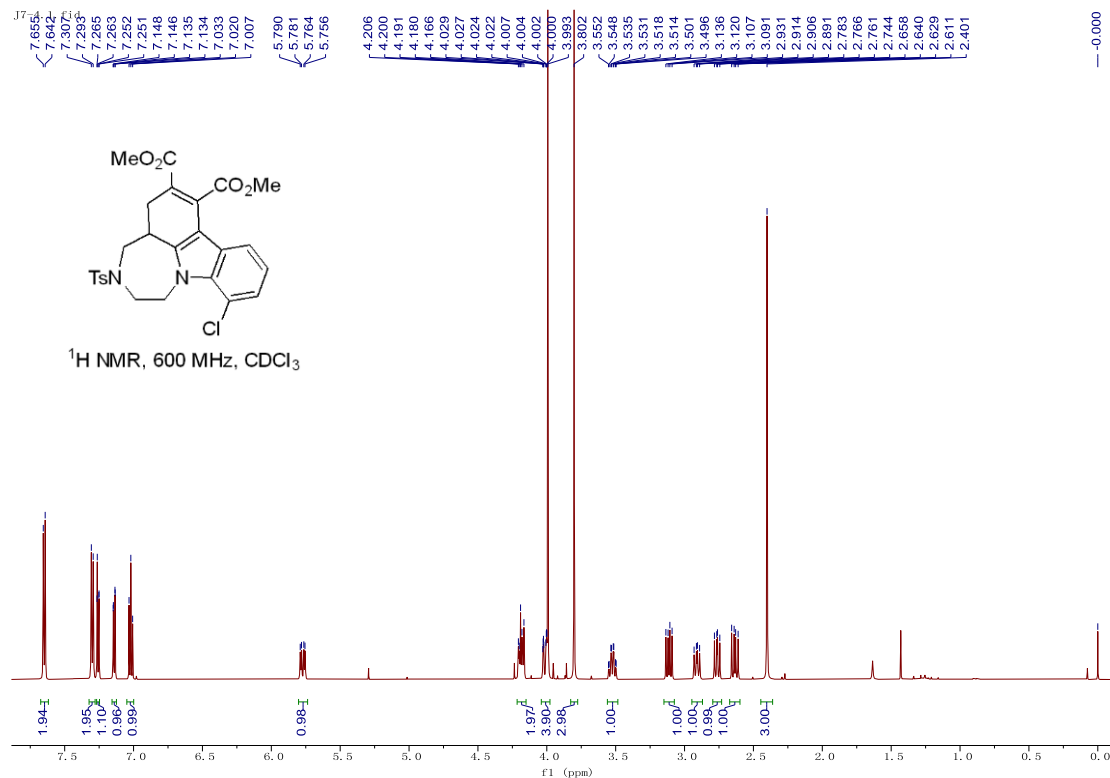
¹H NMR (600 MHz, CDCl₃, TMS) δ 7.65 (d, *J* = 7.8 Hz, 2H), 7.30 (d, *J* = 7.8 Hz, 2H), 7.27-7.25 (m, 1H), 7.14 (dd, *J* = 7.8, 1.2 Hz, 1H), 7.02 (t, *J* = 7.8 Hz, 1H), 5.77 (dd, *J* = 15.6, 5.4 Hz, 1H), 4.21-4.17 (m, 2H), 4.03-4.00 (m, 1H), 3.99 (s, 3H), 3.80 (s, 3H), 3.55-3.50 (m, 1H), 3.11 (dd, *J* = 15.0, 9.6 Hz, 1H), 2.91 (dd, *J* = 15.0, 10.2 Hz, 1H), 2.76 (dd, *J* = 13.2, 10.2 Hz, 1H), 2.63 (dd, *J* = 17.4, 10.8 Hz, 1H), 2.40 (s, 3H).

¹³C NMR (150 MHz, CDCl₃) δ 169.2, 166.2, 145.5, 144.1, 136.9, 135.1, 132.9, 130.2, 127.2, 126.9, 125.2, 122.6, 117.5, 117.3, 115.0, 108.5, 53.1, 52.8, 52.3, 48.8, 47.4, 34.5, 28.6, 21.6.

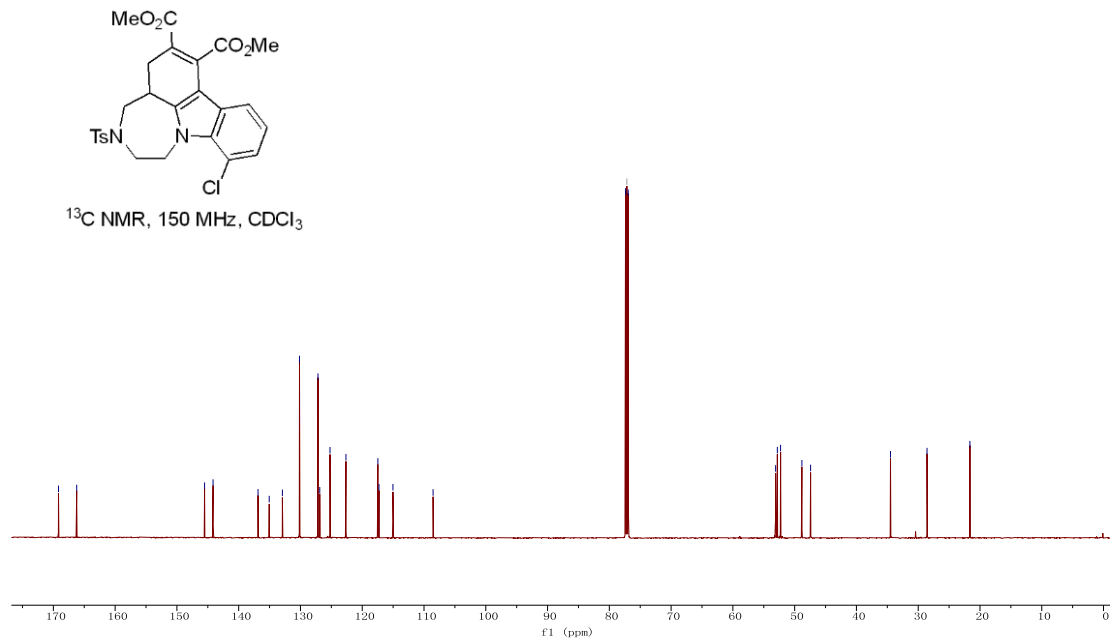

IR (KBr) ν (cm⁻¹): 1740, 1431, 1338, 1256, 1245, 1107, 1089, 729, 547 cm⁻¹.

HRMS (ESI): calcd for C₂₆H₂₆ClN₂O₆S [M+H]⁺: 529.11946, found: 529.11987.

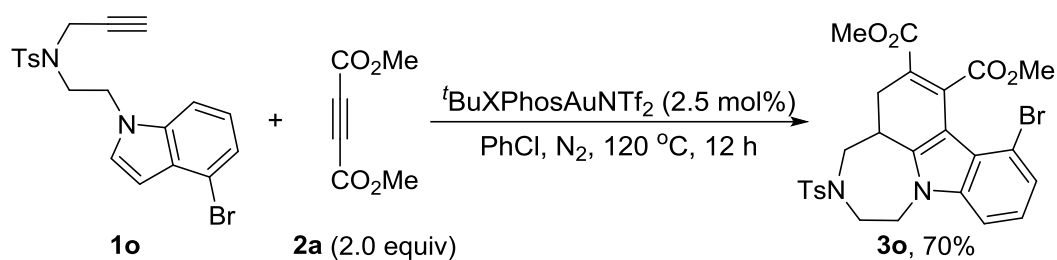
MP: 197-199 °C.



J7-4. 2. f1d



Dimethyl 8-bromo-3-tosyl-1,2,3,4,4a,5-hexahydro-[1,4]diazepino[6,7,1-*jk*]carbazole-6,7-dicarboxylate (3o**)**



The compound **3o** (white solid, 40.1 mg, 70% yield) was obtained following General Procedure B from **1o** (43.0 mg, 0.1 mmol, 1.0 equiv) and **2a** (28.4 mg, 0.2 mmol, 2.0 equiv) using [$t\text{BuXPhosAuNTf}_2$] (2.25 mg, 2.5 mol%) after purification by flash column chromatography using petroleum ether/DCM/THF = 8/4/1 (R_f = 0.27) as eluent.

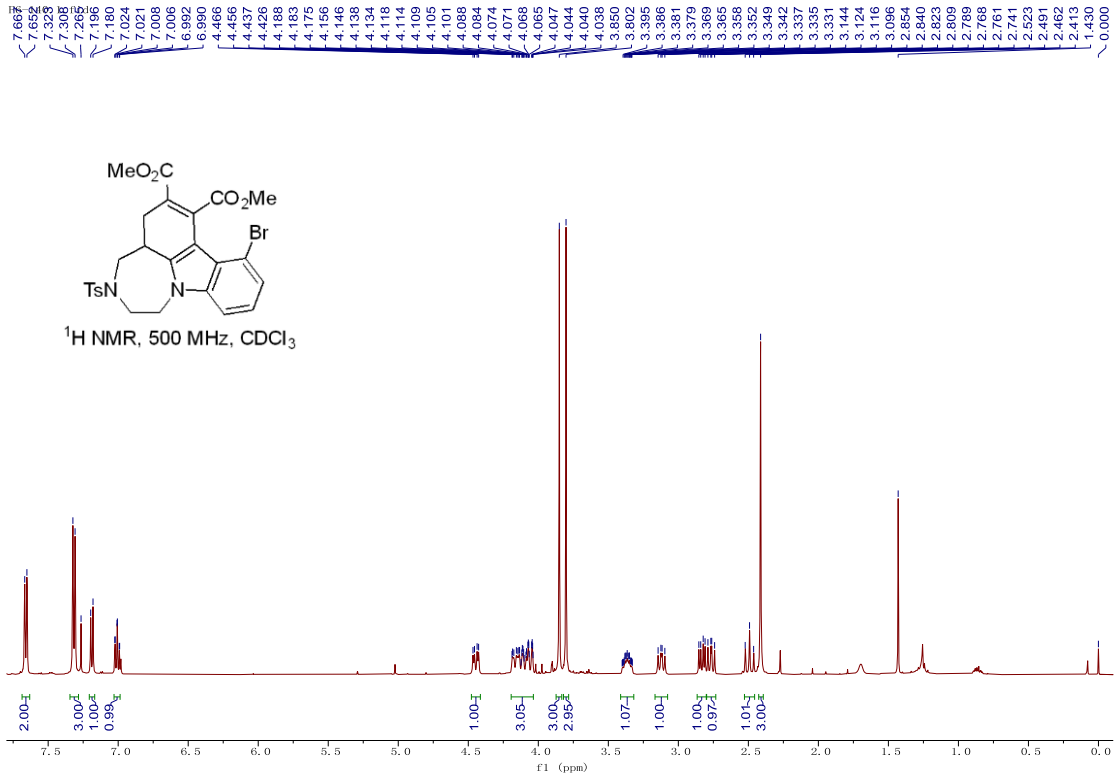
$^1\text{H NMR}$ (500 MHz, CDCl_3 , TMS) δ 7.66 (d, J = 7.5 Hz, 2H), 7.32 (d, J = 7.5 Hz, 3H), 7.19 (d, J = 8.0 Hz, 1H), 7.01 (td, J = 8.0, 1.5 Hz, 1H), 4.45 (dd, J = 14.5, 5.0 Hz, 1H), 4.19-4.04 (m, 3H), 3.85 (s, 3H), 3.80 (s, 3H), 3.40-3.33 (m, 1H), 3.12 (dd, J = 14.0, 10.0 Hz, 1H), 2.83 (dd, J = 15.5, 7.0 Hz, 1H), 2.76 (dd, J = 14.0, 10.5 Hz, 1H), 2.49 (t, J = 16.0 Hz, 1H), 2.41 (s, 3H).

$^{13}\text{C NMR}$ (125 MHz, CDCl_3) δ 168.5, 167.9, 146.3, 144.3, 139.0, 135.3, 135.0, 130.2, 127.1, 126.7, 124.0, 123.2, 120.4, 113.8, 109.8, 109.0, 52.7, 52.32, 52.27, 48.8, 46.7, 35.9, 30.2, 21.6.

IR (KBr) ν (cm^{-1}): 1702, 1590, 1433, 1338, 1252, 1236, 1182, 1084, 741 cm^{-1} .

HRMS (ESI): calcd for $\text{C}_{26}\text{H}_{26}\text{N}_2\text{BrO}_6\text{S}$ [$\text{M}+\text{H}$] $^+$: 573.06895, found: 573.06946.

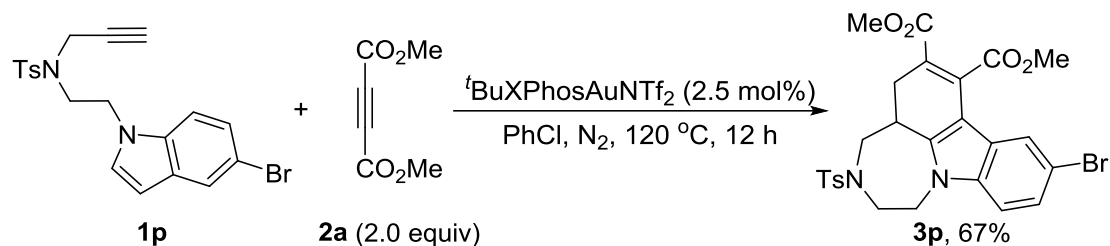
MP : 190-194 °C.



F6-140.2.f1d



Dimethyl 9-bromo-3-tosyl-1,2,3,4,4a,5-hexahydro-[1,4]diazepino[6,7,1-*jk*]carbazole-6,7-dicarboxylate (3p)



The compound **3p** (yellow solid, 38.4 mg, 67% yield) was obtained following General Procedure B from **1p** (43.0 mg, 0.1 mmol, 1.0 equiv) and **2a** (28.4 mg, 0.2 mmol, 2.0 equiv) using [*t*BuXPhosAuNTf₂] (2.25 mg, 2.5 mol%) after purification by flash column chromatography using petroleum ether/DCM/THF = 8/4/1 (*R_f* = 0.34) as eluent.

¹H NMR (500 MHz, CDCl₃, TMS) δ 7.69-7.66 (m, 2H), 7.45-7.43 (m, 1H), 7.34-7.31 (m, 2H), 7.29-7.24 (m, 1H), 7.10-7.08 (m, 1H), 4.46 (dd, *J* = 15.0, 5.0 Hz, 1H), 4.25 (dt, *J* = 14.0, 5.0 Hz, 1H), 4.14-4.07 (m, 2H), 4.01 (s, 3H), 3.79 (s, 3H), 3.61-3.53 (m, 1H), 3.15-3.08 (m, 1H), 3.04 (dd, *J* = 14.0, 10.5 Hz, 1H), 2.78 (dd, *J* = 14.0, 10.5 Hz, 1H), 2.46-2.39 (m, 4H).

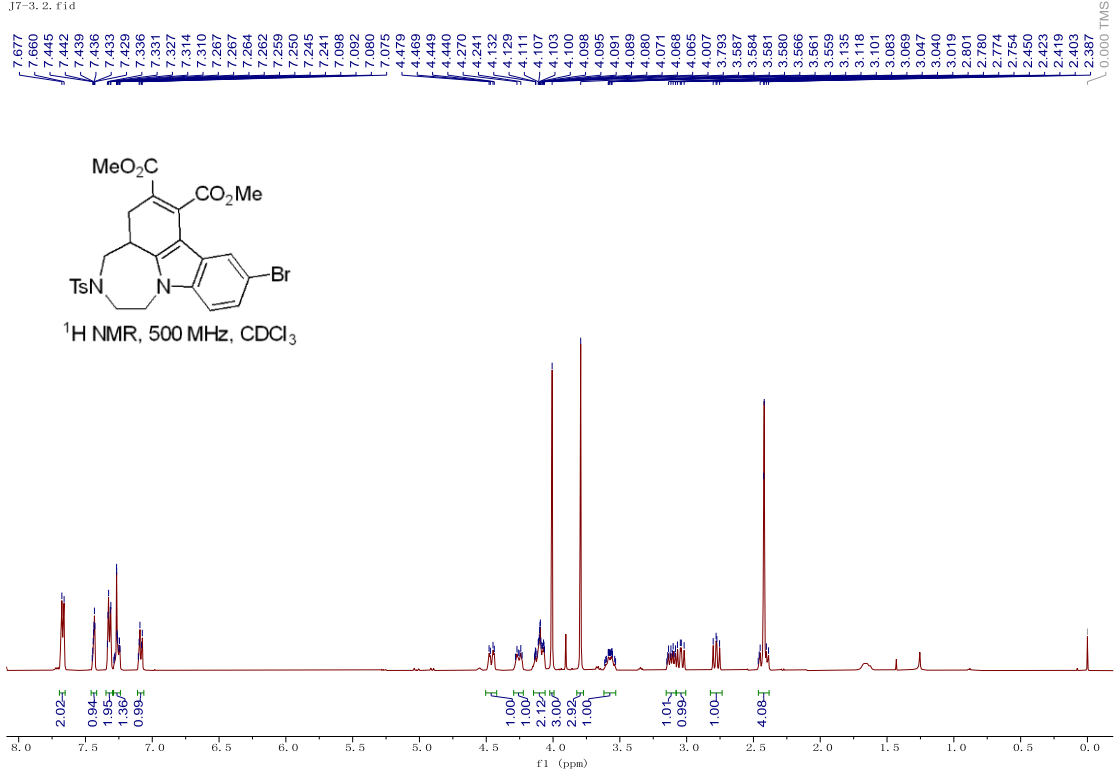
¹³C NMR (125 MHz, CDCl₃) δ 169.1, 166.2, 144.3, 144.1, 137.2, 136.6, 135.4, 130.2, 127.1, 125.6, 125.1, 121.3, 115.3, 114.6, 111.3, 107.8, 53.6, 52.8, 52.3, 49.1, 47.2, 35.7, 28.1, 21.7.

IR (KBr) ν (cm⁻¹): 1734, 1701, 1463, 1434, 1340, 1293, 1257, 1203, 1159, 735 cm⁻¹.

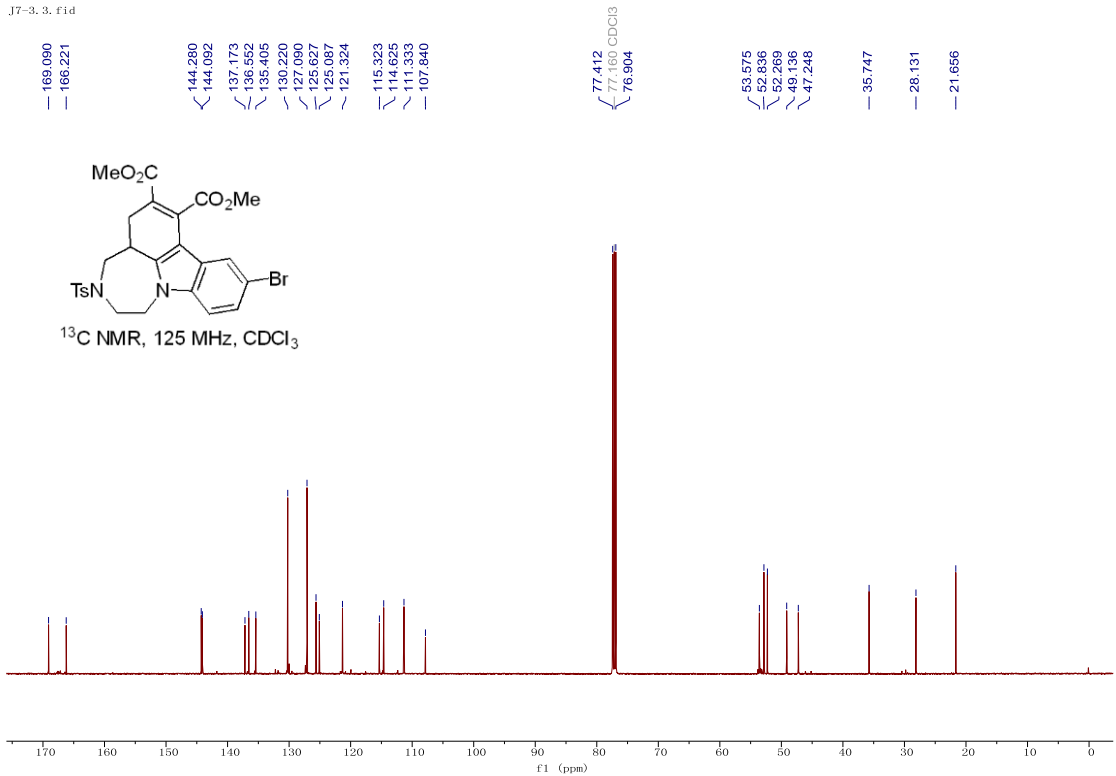
HRMS (ESI): calcd for C₂₆H₂₆N₂BrO₆S [M+H]⁺: 573.06895, found: 573.06915.

MP: 155-158 °C.

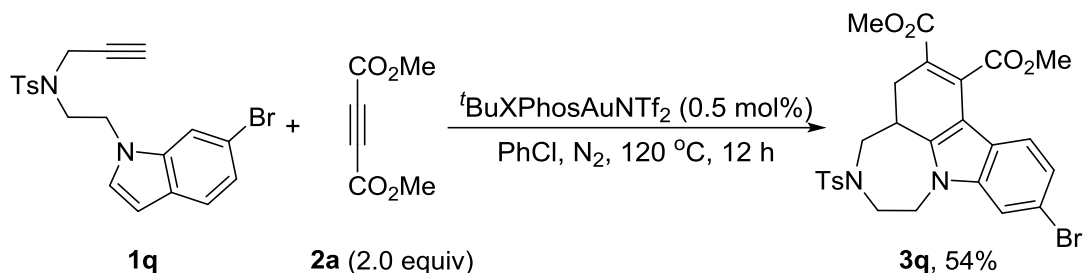
J7-3. 2. fid



J7-3. 3. fid



Dimethyl 10-bromo-3-tosyl-1,2,3,4,4a,5-hexahydro-[1,4]diazepino[6,7,1-*jk*]carbazole-6,7-dicarboxylate (3q)



The compound **3q** (yellow solid, 31.0 mg, 54% yield) was obtained following General Procedure B from **1q** (43.0 mg, 0.1 mmol, 1.0 equiv) and **2a** (28.4 mg, 0.2 mmol, 2.0 equiv) using [*t*BuXPhosAuNTf₂] (0.45 mg, 0.5 mol%) after purification by flash column chromatography using petroleum ether/DCM/THF = 12/4/1 (*R_f* = 0.15) as eluent.

¹H NMR (500 MHz, DMSO-*d*₆, TMS) δ 7.87-7.86 (m, 1H), 7.79 (d, *J* = 8.0 Hz, 2H), 7.45 (d, *J* = 8.0 Hz, 2H), 7.30-7.27 (m, 1H), 7.16 (d, *J* = 8.5 Hz, 1H), 4.81 (dd, *J* = 14.0, 4.0 Hz, 1H), 4.15-4.00 (m, 3H), 3.92 (s, 3H), 3.75 (s, 3H), 3.63-3.56 (m, 1H), 3.20 (dd, *J* = 13.5, 12.0 Hz, 1H), 3.08-2.97 (m, 2H), 2.55-2.53 (m, 1H), 2.41 (s, 3H).

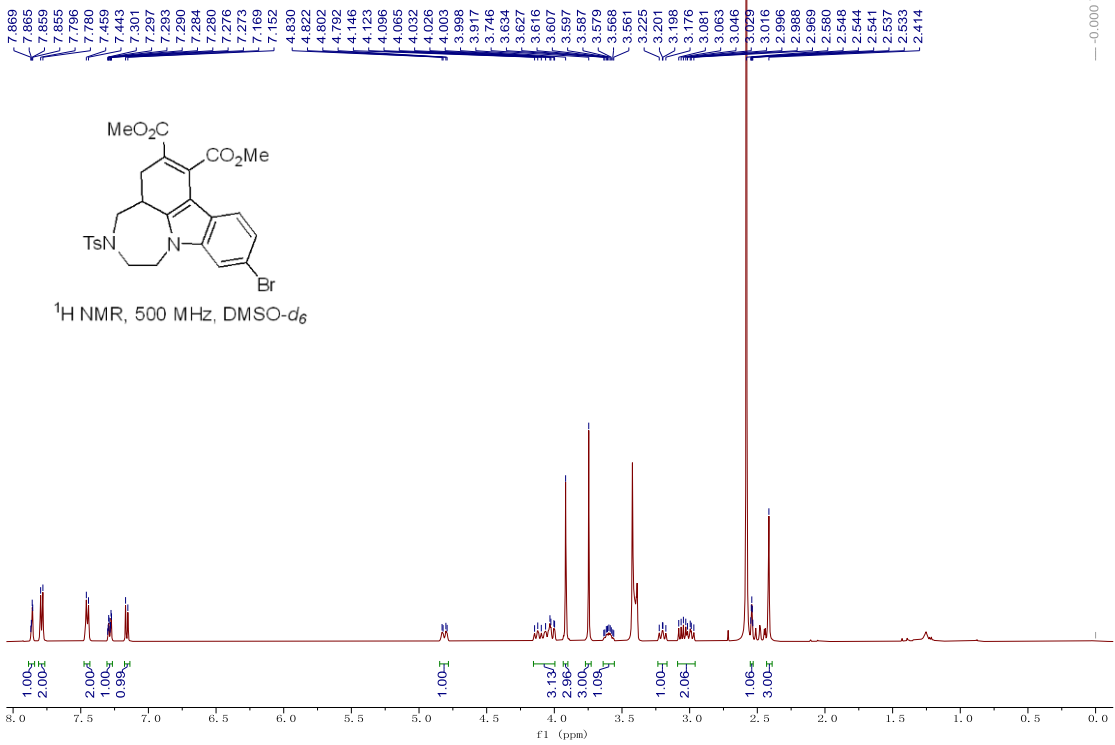
¹³C NMR (125 MHz, DMSO-*d*₆) δ 168.4, 165.6, 144.6, 143.6, 138.3, 136.5, 135.3, 130.1, 127.0, 124.3, 121.7, 119.1, 114.9, 114.3, 114.0, 107.0, 52.4, 51.9, 48.5, 46.4, 40.4, 35.0, 27.6, 21.0.

IR (KBr) ν (cm⁻¹): 1731, 1696, 1257, 1238, 1206, 1158, 1106, 1027, 736 cm⁻¹.

HRMS (ESI): calcd for C₂₆H₂₆N₂BrO₆S [M+H]⁺: 573.06895, found: 573.06915.

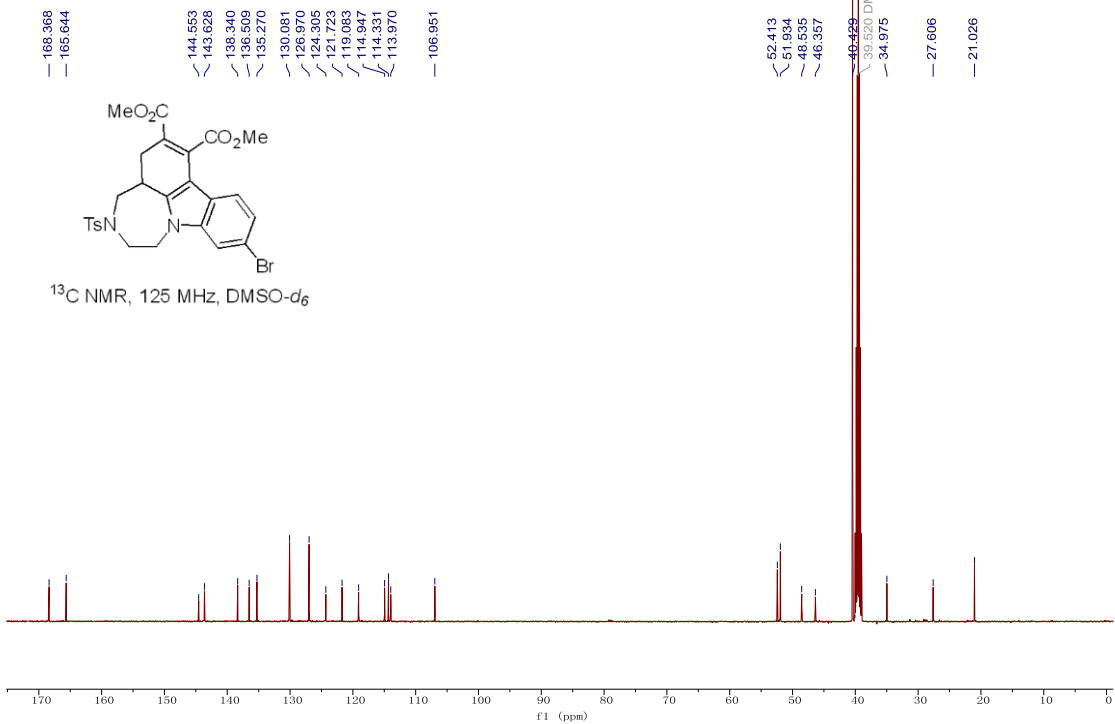
MP: 215-218 °C.

HX-2-55. 1. fid

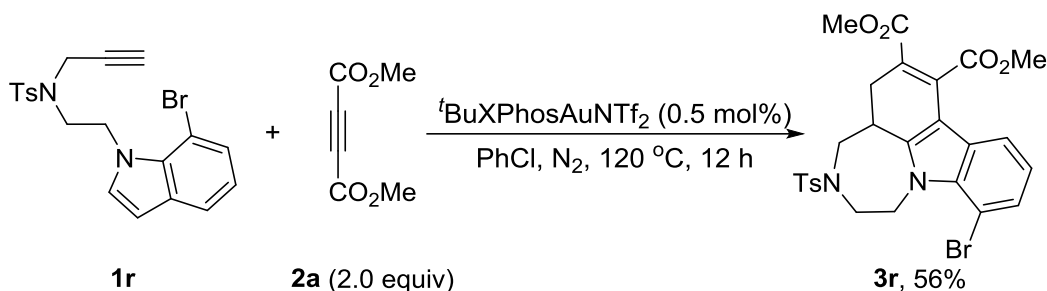


-0.000 TMS

HX-2-55. 2. fid



Dimethyl 11-bromo-3-tosyl-1,2,3,4,4a,5-hexahydro-[1,4]diazepino[6,7,1-*jk*]carbazole-6,7-dicarboxylate (3r)



The compound **3r** (white solid, 32.1 mg, 56% yield) was obtained following General Procedure B from **1r** (43.0 mg, 0.1 mmol, 1.0 equiv) and **2a** (28.4 mg, 0.2 mmol, 2.0 equiv) using [*t*BuXPhosAuNTf₂] (0.45 mg, 0.5 mol%) after purification by flash column chromatography using petroleum ether/DCM/THF = 12/4/1 (*R_f* = 0.15) as eluent.

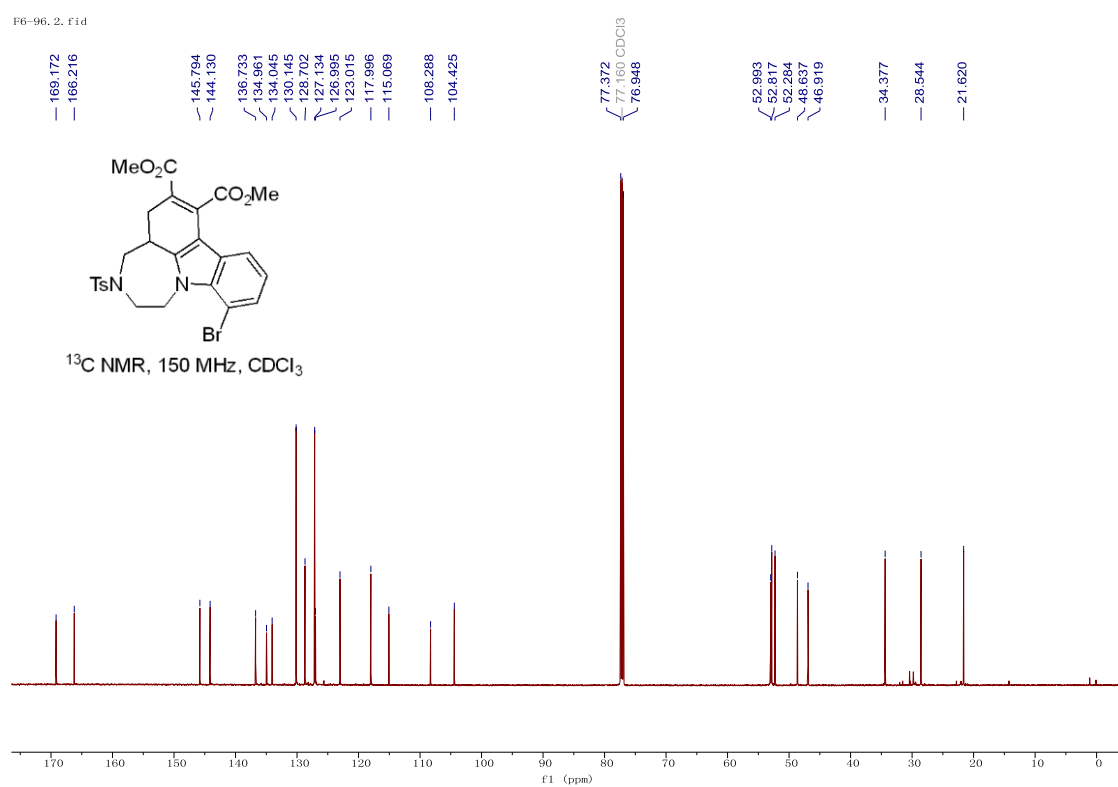
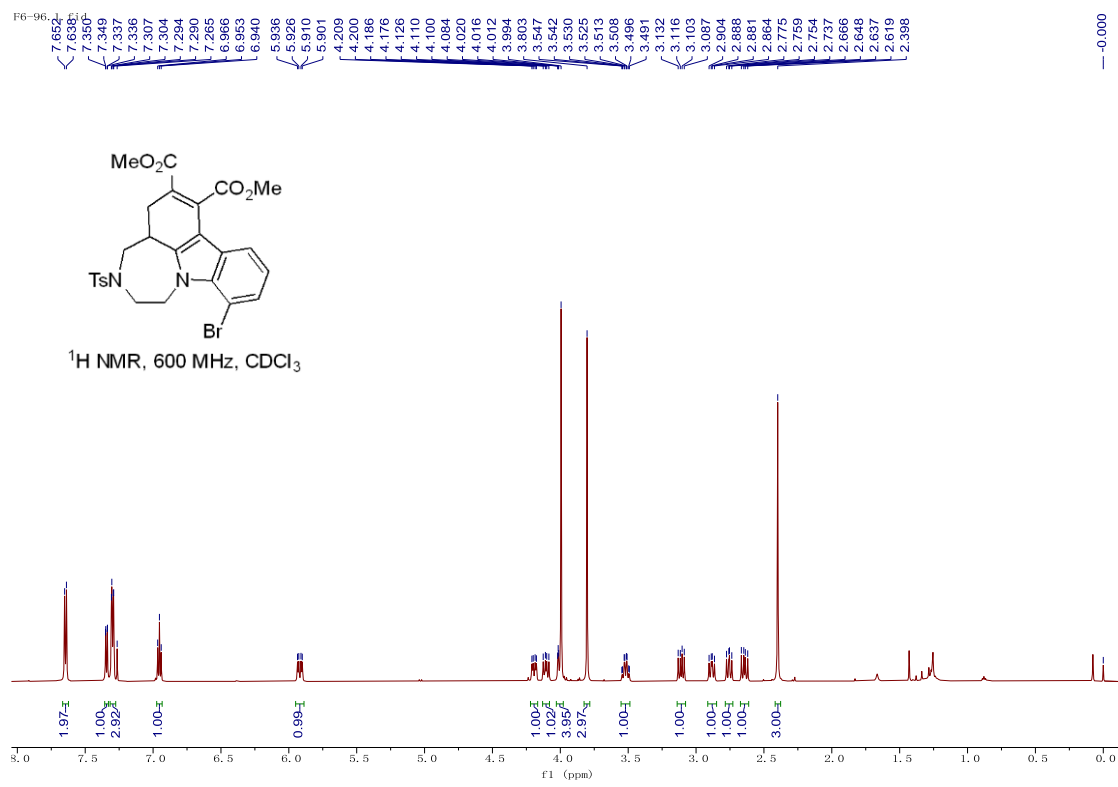
¹H NMR (600 MHz, CDCl₃, TMS) δ 7.64 (d, *J* = 8.4 Hz, 2H), 7.34 (dd, *J* = 7.8, 0.6 Hz, 1H), 7.31-7.29 (m, 3H), 6.95 (t, *J* = 7.8 Hz, 1H), 5.92 (dd, *J* = 15.6, 6.0 Hz, 1H), 4.19 (dd, *J* = 13.8, 5.4 Hz, 1H), 4.11 (dd, *J* = 15.6, 9.6 Hz, 1H), 4.02-3.99 (m, 4H), 3.80 (s, 3H), 3.55-3.49 (m, 1H), 3.11 (dd, *J* = 17.4, 9.6 Hz, 1H), 2.88 (dd, *J* = 13.8, 9.6 Hz, 1H), 2.76 (dd, *J* = 12.6, 9.6 Hz, 1H), 2.64 (dd, *J* = 17.4, 10.8 Hz, 1H), 2.40 (s, 3H).

¹³C NMR (150 MHz, CDCl₃) δ 169.2, 166.2, 145.8, 144.1, 136.7, 135.0, 134.0, 130.1, 128.7, 127.1, 127.0, 123.0, 118.0, 115.1, 108.3, 104.4, 53.0, 52.8, 52.3, 48.6, 46.9, 34.4, 28.5, 21.6.

IR (KBr) ν (cm⁻¹): 1738, 1708, 1255, 1244, 1196, 1162, 1106, 1087, 731 cm⁻¹.

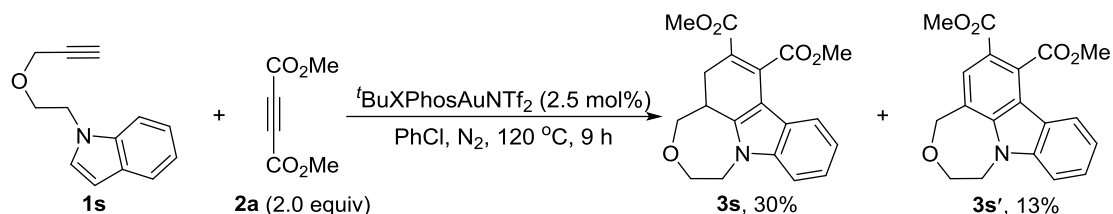
HRMS (ESI): calcd for C₂₆H₂₆N₂BrO₆S [M+H]⁺: 573.06895, found: 573.06915.

MP: 203-205 °C.



Dimethyl 1,2,4a,5-tetrahydro-4*H*-[1,4]oxazepino[6,5,4-*jk*]carbazole-6,7-dicarboxylate (3s**)**

Dimethyl 1,2-dihydro-4*H*-[1,4]oxazepino[6,5,4-*jk*]carbazole-6,7-dicarboxylate (3s'**)**



The compound **3s** (yellow solid, 20.4 mg, 30% yield) and **3s'** (white solid, 8.8 mg, 13% yield) were obtained following General Procedure B from **1s** (39.8 mg, 0.2 mmol, 1.0 equiv) and **2a** (56.8 mg, 0.4 mmol, 2.0 equiv) using [$t\text{BuXPhosAuNTf}_2$] (4.5 mg, 2.5 mol%) after purification by flash column chromatography using petroleum ether/DCM/THF = 8/4/1 ($R_f(3s)$ = 0.34) and petroleum ether/DCM/THF = 10/4/1 ($R_f(3s')$ = 0.15) as eluent.

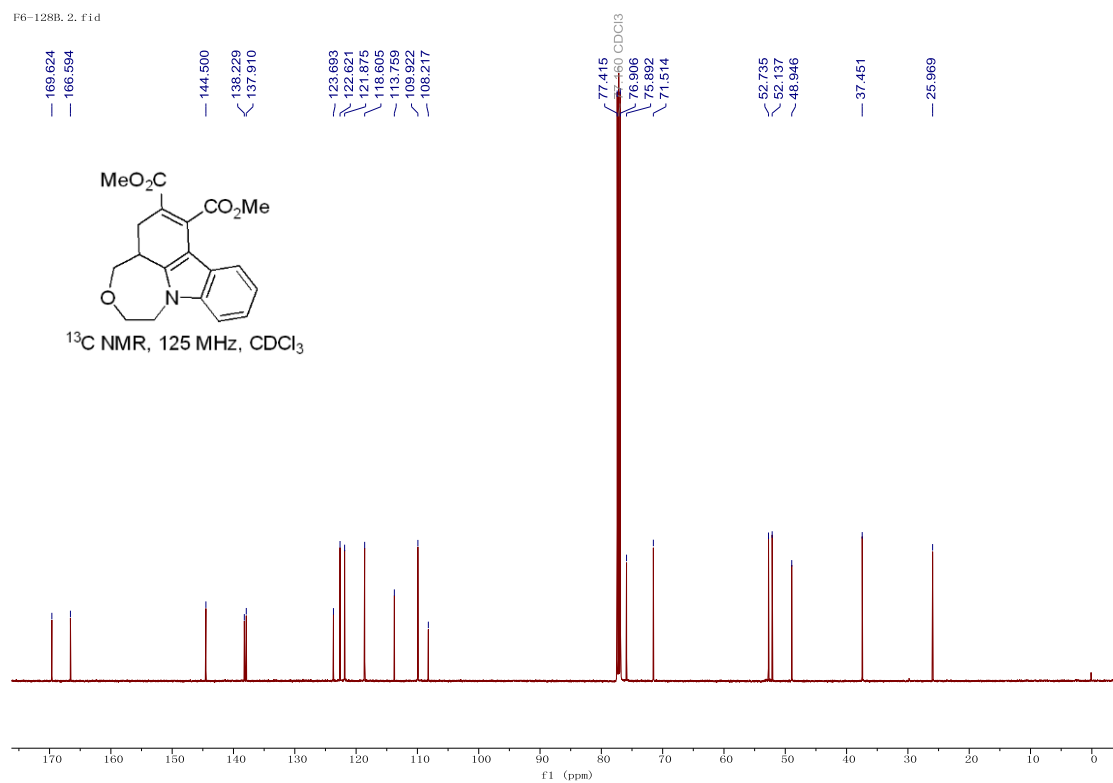
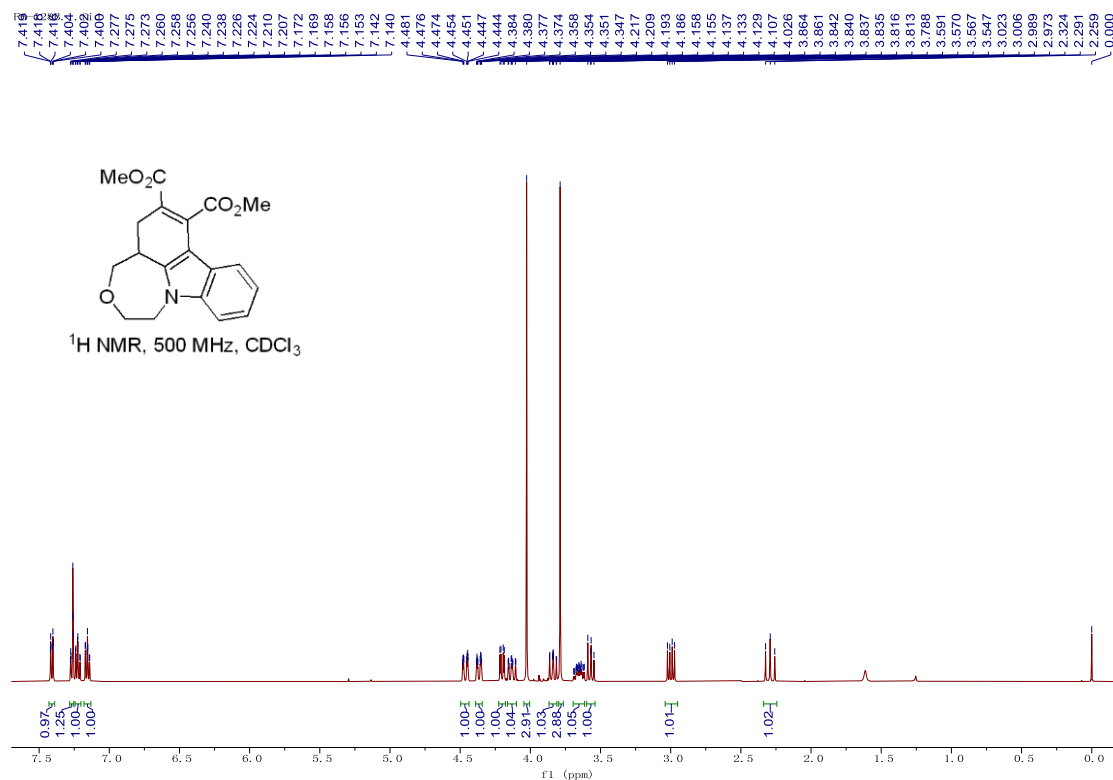
$^1\text{H NMR}$ (500 MHz, CDCl_3 , TMS) δ 7.41 (dt, J = 8.0, 1.0 Hz, 1H), 7.28-7.26 (m, 1H), 7.22 (td, J = 7.0, 1.0 Hz, 1H), 7.17-7.14 (m, 1H), 4.46 (ddd, J = 14.5, 3.5, 1.0 Hz, 1H), 4.37 (ddd, J = 13.0, 3.5, 2.0 Hz, 1H), 4.20 (dd, J = 12.0, 4.0 Hz, 1H), 4.16-4.10 (m, 1H), 4.03 (s, 3H), 3.86-3.81 (m, 1H), 3.79 (s, 3H), 3.69-3.62 (m, 1H), 3.57 (dd, J = 12.0, 10.5 Hz, 1H), 3.00 (dd, J = 17.0, 8.5 Hz, 1H), 2.29 (t, J = 16.5 Hz, 1H).

$^{13}\text{C NMR}$ (125 MHz, CDCl_3) δ 169.6, 166.6, 144.5, 138.2, 137.9, 123.7, 122.6, 121.9, 118.6, 113.8, 109.9, 108.2, 75.9, 71.5, 52.7, 52.1, 48.9, 37.5, 26.0.

IR (KBr) $\nu(\text{cm}^{-1})$: 1732, 1695, 1602, 1464, 1434, 1257, 1237, 1080, 744.23 cm^{-1} .

HRMS (ESI): calcd for $\text{C}_{19}\text{H}_{20}\text{NO}_5$ [$\text{M}+\text{H}$] $^+$: 342.13360, found: 342.13379.

MP: 131-135 °C.



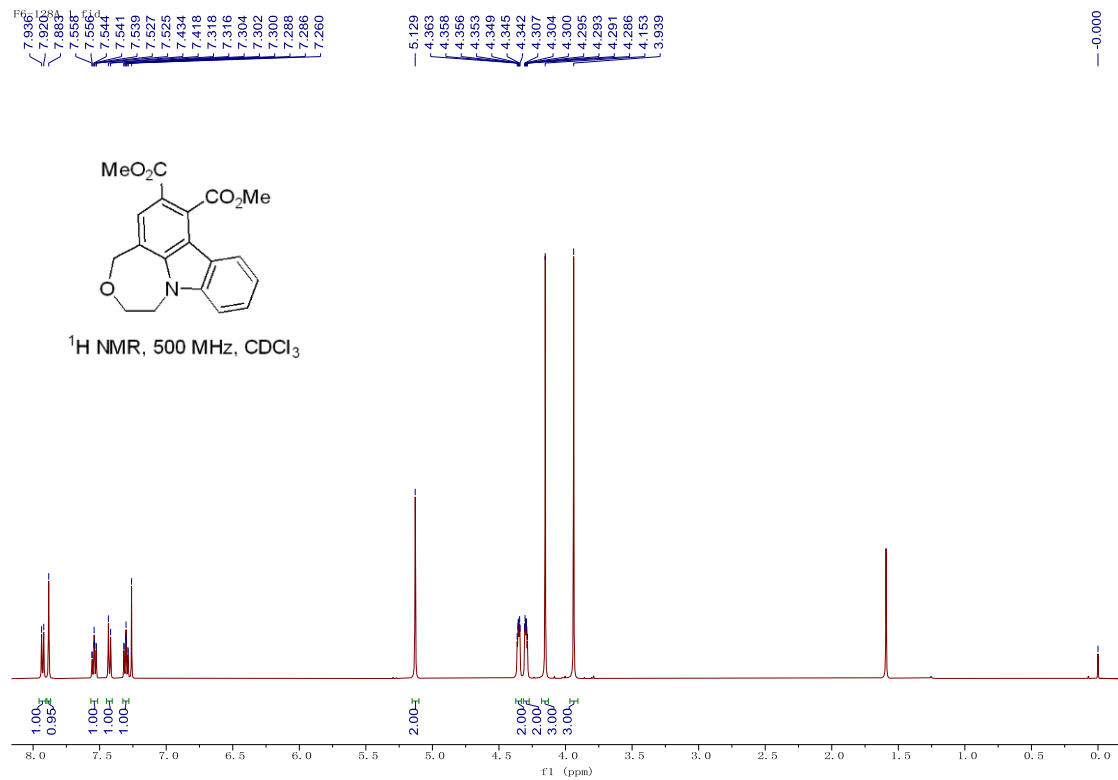
¹H NMR (500 MHz, CDCl₃, TMS) δ 7.93 (d, *J* = 8.0 Hz, 1H), 7.88 (s, 1H), 7.56-7.53 (m, 1H), 7.43 (d, *J* = 8.0 Hz, 1H), 7.32-7.29 (m, 1H), 5.13 (s, 2H), 4.36-4.34 (m, 2H), 4.31-4.29 (m, 2H), 4.15 (s, 3H), 3.94 (s, 3H).

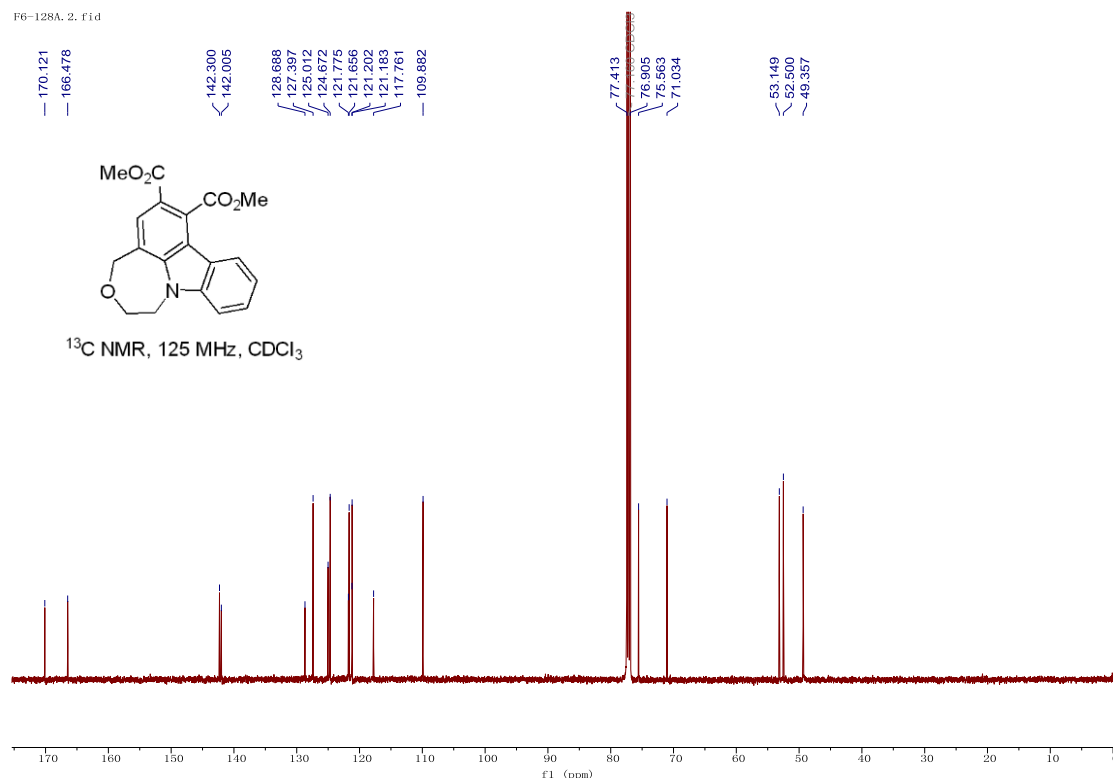
^{13}C NMR (125 MHz, CDCl_3) δ 170.1, 166.5, 142.3, 142.0, 128.7, 127.4, 125.0, 124.7, 121.8, 121.7, 121.20, 121.18, 117.8, 109.9, 75.6, 71.0, 53.1, 52.5, 49.4.

IR (KBr) $\nu(\text{cm}^{-1})$: 1732, 1574, 1433, 1418, 1326, 1267, 1233, 1144, 1099, 749 cm^{-1} .

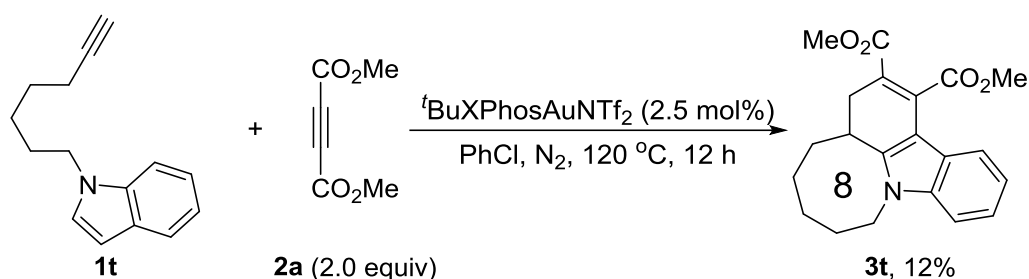
HRMS (ESI): calcd for $\text{C}_{19}\text{H}_{17}\text{NNaO}_5$ $[\text{M}+\text{Na}]^+$: 362.09989, found: 362.09995.

MP: 160-162 $^\circ\text{C}$.





Dimethyl 3a,4,5,6,7,8-hexahydro-3H-azocino[3,2,1-*jk*]carbazole-1,2-dicarboxylate (**3t**)



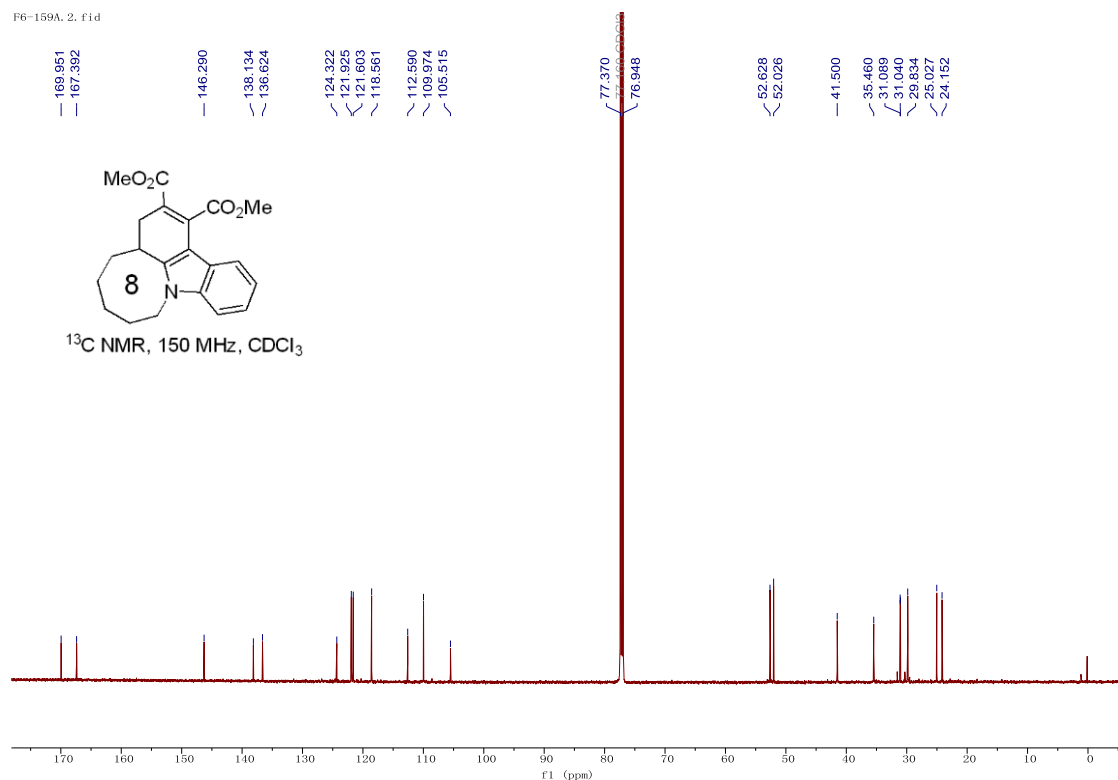
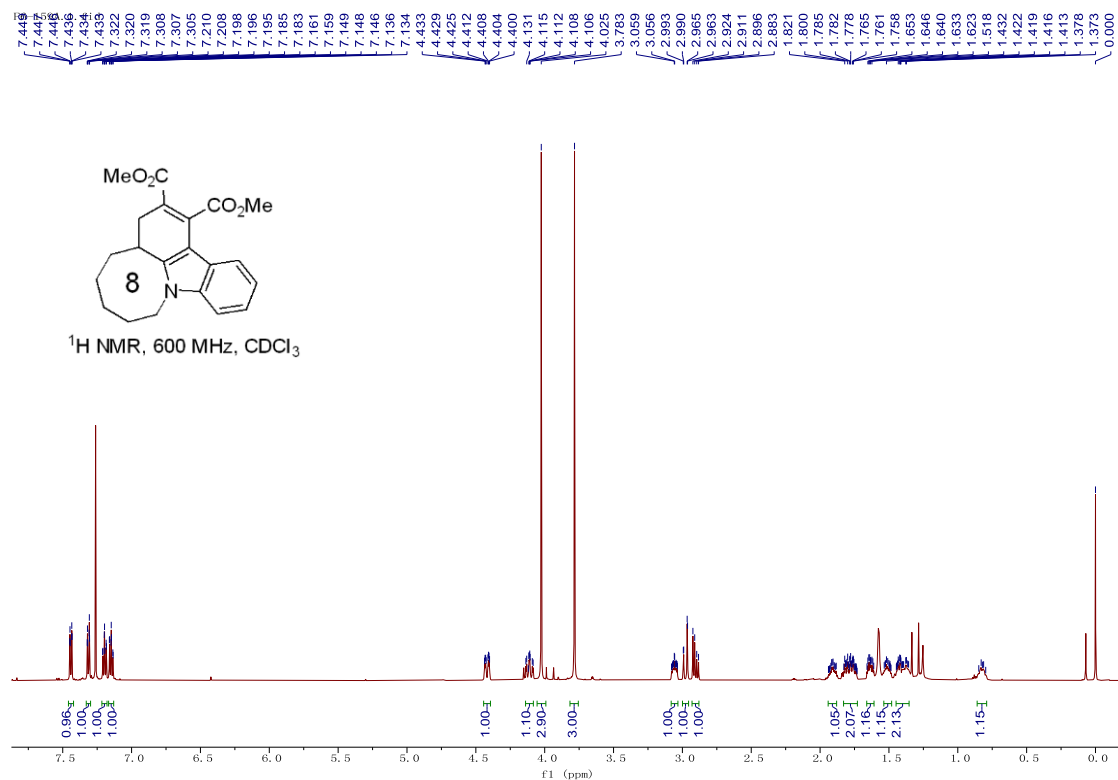
The compound **3t** (yellow oil, 4.1 mg, 12% yield) was obtained following General Procedure B from **1t** (21.1 mg, 0.1 mmol, 1.0 equiv) and **2a** (28.4 mg, 0.2 mmol, 2.0 equiv) using [$t\text{BuXPhosAuNTf}_2$] (2.25 mg, 2.5 mol%) after purification by flash column chromatography using petroleum ether/DCM/THF = 10/4/1 (R_f = 0.27) as eluent.

¹H NMR (600 MHz, CDCl₃, TMS) δ 7.44 (dt, J = 7.8, 1.2 Hz, 1H), 7.31 (dt, J = 7.8, 1.2 Hz, 1H), 7.21-7.18 (m, 1H), 7.16-7.13 (m, 1H), 4.44-4.40 (m, 1H), 4.14-4.08 (m, 1H), 4.03 (s, 3H), 3.78 (s, 3H), 3.08-3.04 (m, 1H), 2.98 (dd, J = 16.8, 1.8 Hz, 1H), 2.90 (dd, J = 16.8, 7.8 Hz, 1H), 1.94-1.88 (m, 1H), 1.84-1.73 (m, 2H), 1.66-1.61 (m, 1H), 1.53-1.49 (m, 1H), 1.45-1.36 (m, 2H), 0.85-0.80 (m, 1H).

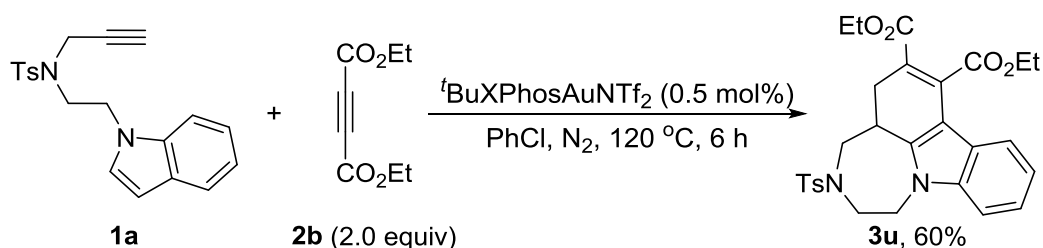
^{13}C NMR (150 MHz, CDCl_3) δ 170.0, 167.4, 146.3, 138.1, 136.6, 124.3, 121.9, 121.6, 118.6, 112.6, 110.0, 105.5, 52.6, 52.0, 41.5, 35.5, 31.1, 31.0, 29.8, 25.0, 24.2.

IR (KBr) $\nu(\text{cm}^{-1})$: 1737, 1698, 1594, 1474, 1459, 1296, 1275, 1154, 744 cm^{-1} .

HRMS (ESI): calcd for $\text{C}_{21}\text{H}_{24}\text{NO}_4$ $[\text{M}+\text{H}]^+$: 354.16998, found: 354.17014.



Diethyl 3-tosyl-1,2,3,4,4a,5-hexahydro-[1,4]diazepino[6,7,1-*jk*]carbazole-6,7-dicarboxylate (3u**)**



The compound **3u** (white solid, 31.4 mg, 60% yield) was obtained following General Procedure B from **1a** (35.2 mg, 0.1 mmol, 1.0 equiv) and **2b** (34.0 mg, 0.2 mmol, 2.0 equiv) using [*t*BuXPhosAuNTf₂] (0.45 mg, 0.5 mol%) after purification by flash column chromatography using petroleum ether/DCM/THF = 10/4/1 (*R_f* = 0.10) as eluent.

¹H NMR (600 MHz, CDCl₃, TMS) δ 7.69 (d, *J* = 7.8 Hz, 2H), 7.42 (d, *J* = 8.4 Hz, 1H), 7.33 (d, *J* = 7.8 Hz, 2H), 7.24-7.19 (m, 2H), 7.14-7.11 (m, 1H), 4.53-4.47 (m, 3H), 4.29-4.22 (m, 3H), 4.13-4.08 (m, 2H), 3.61-3.54 (m, 1H), 3.12 (dd, *J* = 16.8, 9.0 Hz, 1H), 3.05 (dd, *J* = 14.4, 10.8 Hz, 1H), 2.76 (dd, *J* = 13.8, 10.8 Hz, 1H), 2.44-2.39 (m, 4H), 1.39 (t, *J* = 7.2 Hz, 3H), 1.33 (t, *J* = 7.2 Hz, 3H).

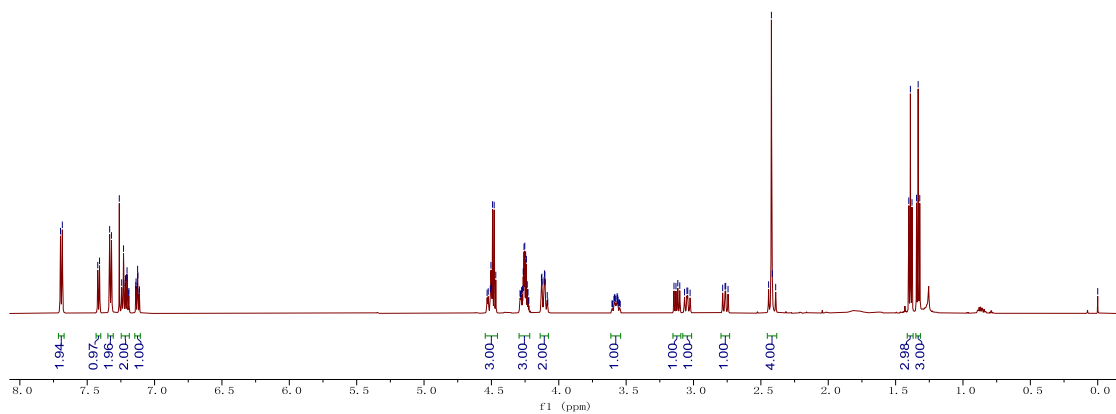
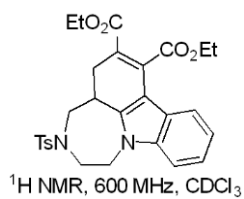
¹³C NMR (150 MHz, CDCl₃) δ 169.0, 165.9, 144.2, 143.2, 137.85, 137.75, 135.5, 130.2, 127.1, 123.6, 122.7, 121.8, 118.8, 114.1, 109.8, 108.5, 61.8, 61.0, 53.8, 49.3, 46.9, 35.8, 28.4, 21.6, 14.4, 14.2.

IR (KBr) ν (cm⁻¹): 1729, 1693, 1461, 1255, 1236, 1201, 1162, 1106, 744 cm⁻¹.

HRMS (ESI): calcd for C₂₈H₃₁N₂O₆S [M+H]⁺: 523.18973, found: 523.19019.

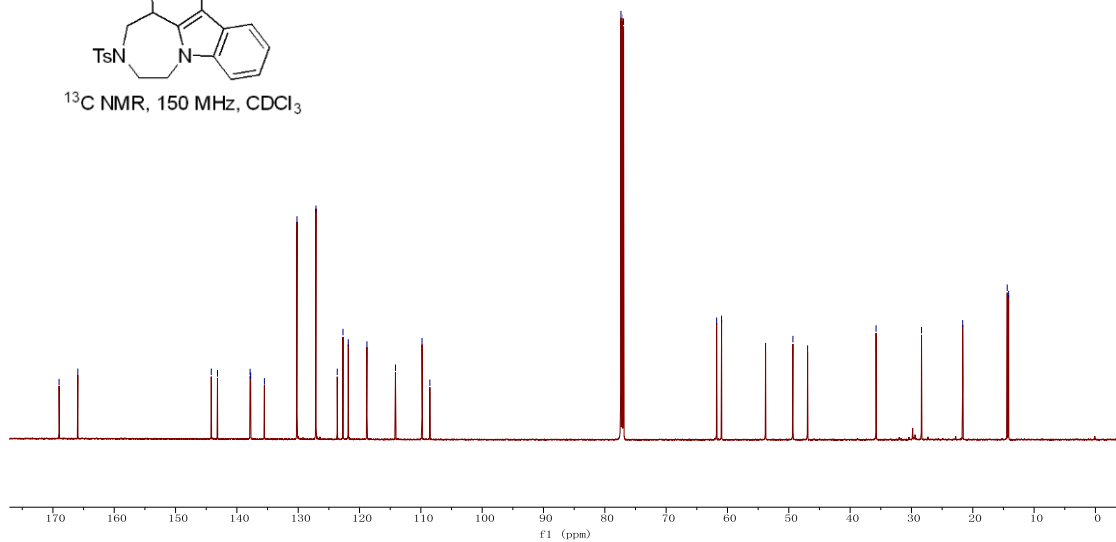
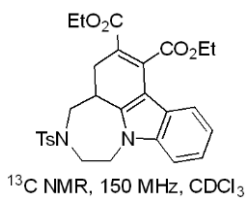
MP: 87-90 °C.

7.698
7.685
7.422
7.408
7.335
7.320
7.262
7.244
7.230
7.218
7.216
7.206
7.204
7.192
7.191
7.139
7.137
7.128
7.126
7.124
7.114
7.112
4.852
4.846
4.844
4.803
4.803
4.491
4.491
4.479
4.467
4.288
4.284
4.279
4.276
4.270
4.264
4.258
4.252
4.246
4.240
4.234
4.228
4.129
4.126
4.123
4.109
4.106
4.103
4.100
3.145
3.140
3.137
3.102
3.067
3.049
3.043
3.025
2.784
2.766
2.761
2.744
2.443
2.422
2.415
2.390
1.402
1.390
1.378
1.345
1.333
0.000

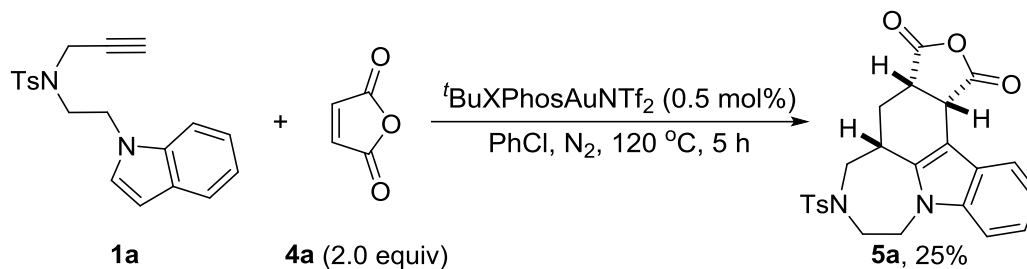


HX-2-49R. 2. F1d

165.996
165.935
144.179
143.164
137.847
137.753
135.515
130.197
127.106
123.636
122.698
121.838
118.794
114.139
109.809
108.532
77.372
77.160 CDCl₃
76.948
61.766
60.964
53.790
49.930
46.935
35.773
28.357
21.644
14.384
14.154



6-tosyl-3a,4,4a,5,6,7,8,13c-octahydro-[1,4]diazepino[1,7,6-*lm*]furo[3,4-*c*]carbazole-1,3-dione (5a)



The compound **5a** (yellow solid, 11.3 mg, 25% yield) was obtained following General Procedure B from **1a** (35.4 mg, 0.1 mmol, 1.0 equiv) and **4a** (19.6 mg, 0.2 mmol, 2.0 equiv) using [*t*BuXPhosAuNTf₂] (0.45 mg, 0.5 mol%) after purification by flash column chromatography using EtOAc (*R_f* = 0.10) as eluent.

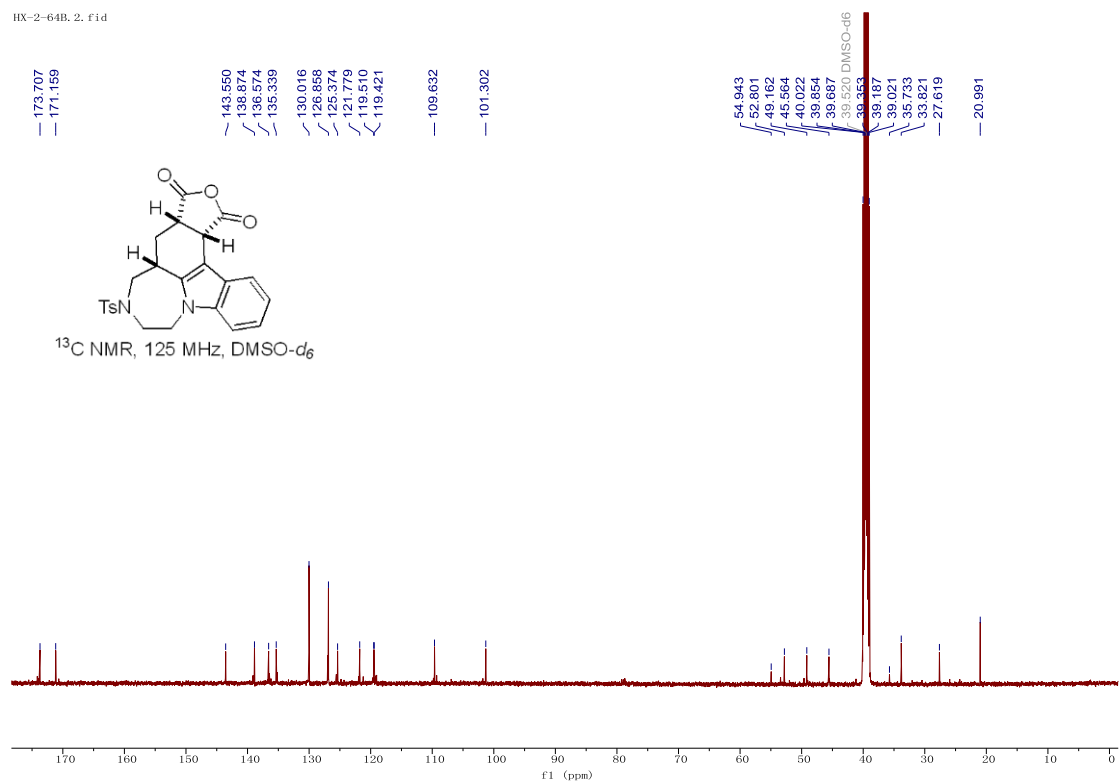
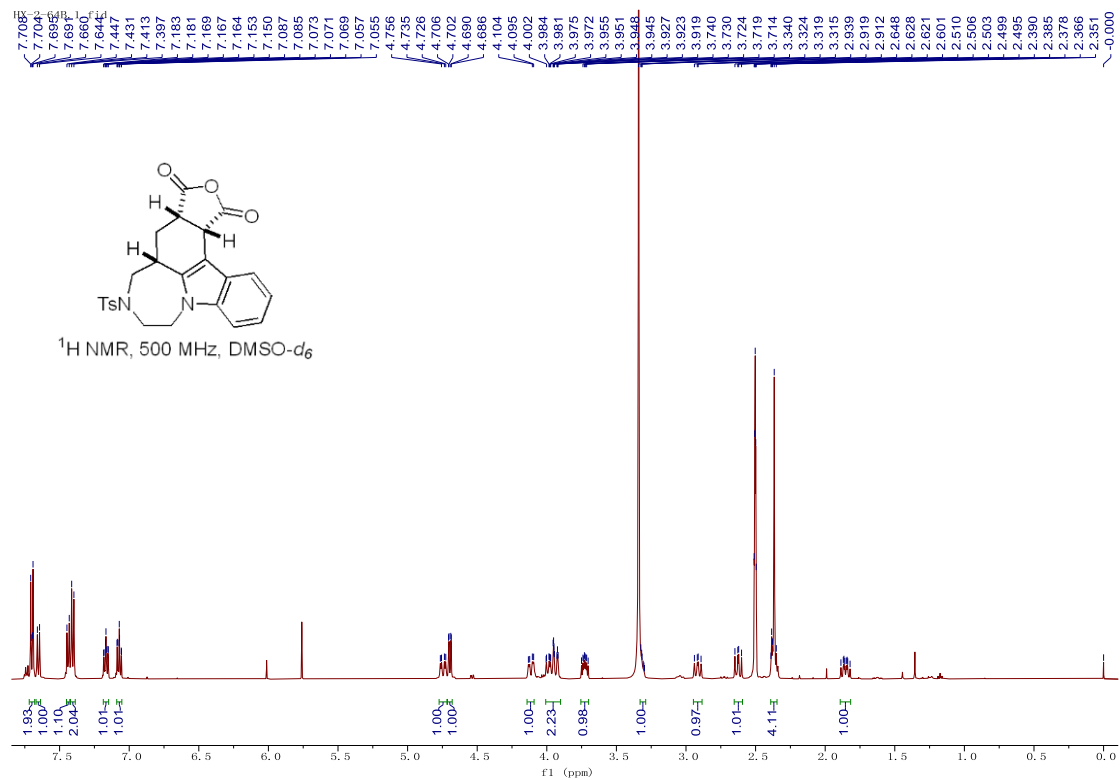
¹H NMR (500 MHz, DMSO-*d*₆, TMS) δ 7.70 (dt, *J* = 8.5, 2.0 Hz, 2H), 7.65 (d, *J* = 8.0 Hz, 1H), 7.44 (d, *J* = 8.0 Hz, 1H), 7.40 (d, *J* = 8.0 Hz, 2H), 7.18-7.15 (m, 1H), 7.09-7.06 (m, 1H), 4.75 (dd, *J* = 15.0, 4.5 Hz, 1H), 4.70 (dd, *J* = 8.0, 2.0 Hz, 1H), 4.11 (dd, *J* = 14.0, 4.5 Hz, 1H), 4.01-3.92 (m, 2H), 3.75-3.70 (m, 1H), 3.32-3.30 (m, 1H), 2.92 (dd, *J* = 13.5, 10.0 Hz, 1H), 2.62 (dd, *J* = 13.5, 10.0 Hz, 1H), 2.39-2.35 (m, 4H), 1.89-1.82 (m, 1H).

¹³C NMR (125 MHz, DMSO-*d*₆) δ 173.7, 171.2, 143.6, 138.9, 136.6, 135.3, 130.0, 126.9, 125.4, 121.8, 119.5, 119.4, 109.6, 101.3, 54.9, 52.8, 49.2, 45.6, 35.7, 33.8, 27.6, 21.0.

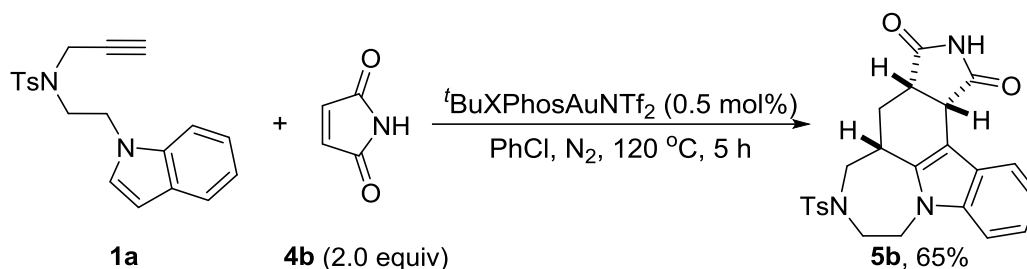
IR (KBr) ν (cm⁻¹): 1782, 1467, 1387, 1327, 1156, 1107, 1012, 905, 740 cm⁻¹.

HRMS (ESI): calcd for C₂₄H₂₃N₂O₅S [M+H]⁺: 451.13222, found: 451.13239.

MP: 136-140 °C.



6-tosyl-3a,4,4a,5,6,7,8,13c-octahydro-1*H*-[1,4]diazepino[1,7,6-*lm*]pyrrolo[3,4-*c*]carbazole-1,3(2*H*)-dione (5b**)**



The compound **5b** (yellow solid, 29.2 mg, 65% yield) was obtained following General Procedure B from **1a** (35.2 mg, 0.1 mmol, 1.0 equiv) and **4b** (19.4 mg, 0.2 mmol, 2.0 equiv) using [*t*BuXPhosAuNTf₂] (0.45 mg, 0.5 mol%) after purification by flash column chromatography using petroleum ether/DCM/THF = 8/4/1 (*R_f* = 0.23) as eluent.

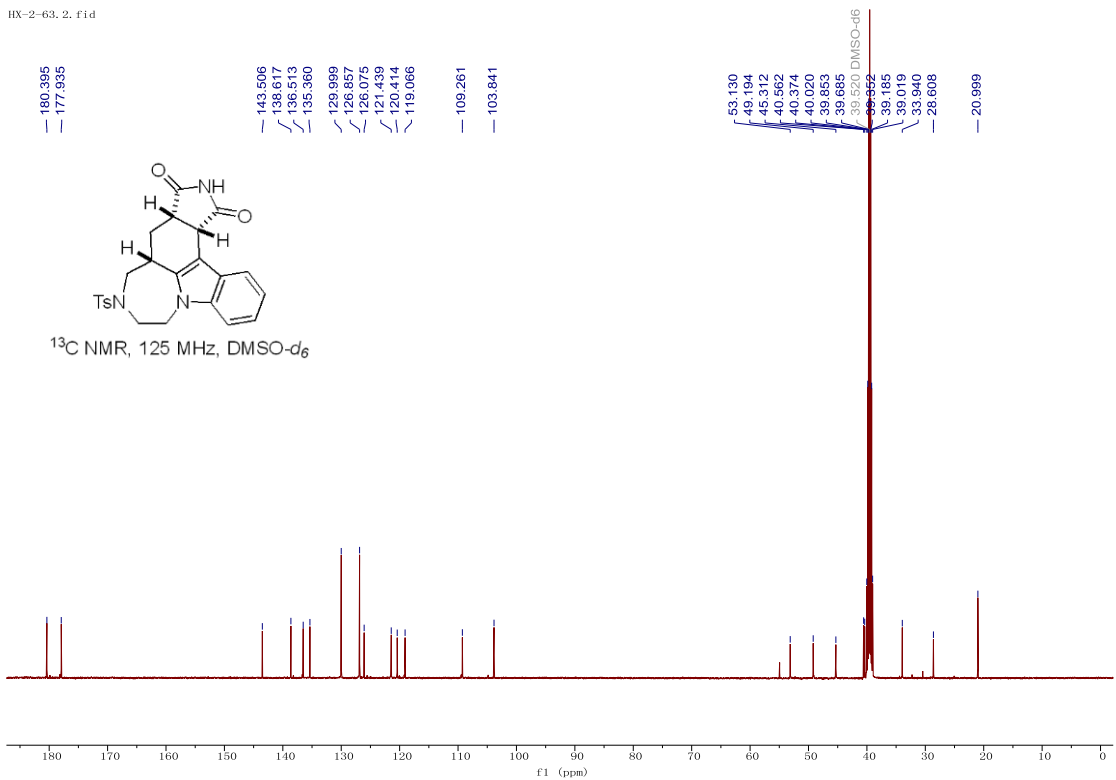
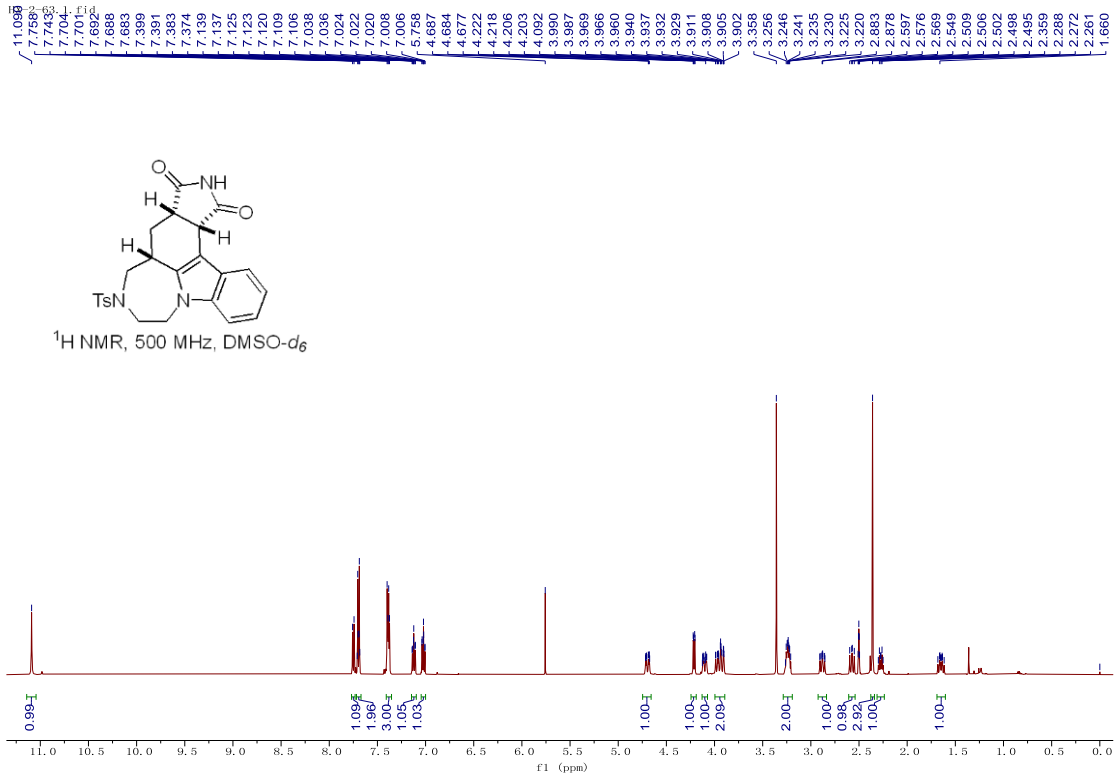
¹H NMR (500 MHz, DMSO-*d*₆, TMS) δ 11.09 (s, 1H), 7.75 (d, *J* = 7.5 Hz, 1H), 7.70 (dt, *J* = 8.0, 1.5 Hz, 2H), 7.40-7.37 (m, 3H), 7.14-7.11 (m, 1H), 7.04-7.01 (m, 1H), 4.72-4.67 (m, 1H), 4.21 (dd, *J* = 8.0, 2.0 Hz, 1H), 4.13-4.08 (m, 1H), 3.99-3.90 (m, 2H), 3.26-3.21 (m, 2H), 2.91-2.85 (m, 1H), 2.57 (dd, *J* = 14.0, 10.5 Hz, 1H), 2.36 (s, 3H), 2.27 (dt, *J* = 13.5, 5.5 Hz, 1H), 1.68-1.62 (m, 1H).

¹³C NMR (125 MHz, DMSO-*d*₆) δ 180.4, 177.9, 143.5, 138.6, 136.5, 135.4, 130.0, 126.9, 126.1, 121.4, 120.4, 119.1, 109.3, 103.8, 53.1, 49.2, 45.3, 40.6, 40.4, 33.9, 28.6, 21.0.

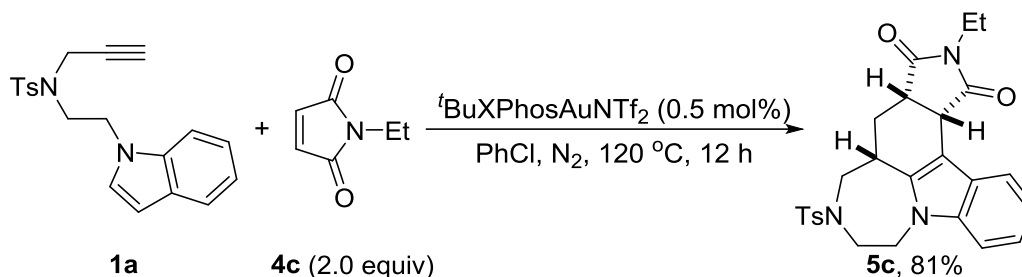
IR (KBr) ν (cm⁻¹): 1717, 1632, 1597, 1465, 1384, 1261, 1184, 1161, 726, 548 cm⁻¹.

HRMS (ESI): calcd for C₂₄H₂₃N₃NaO₄S [M+Na]⁺: 472.13015, found: 472.13046.

MP: 207-209 °C.



2-ethyl-6-tosyl-3a,4,4a,5,6,7,8,13c-octahydro-1H-[1,4]diazpino[1,7,6-*lm*]pyrrolo[3,4-*c*]carbazole-1,3(2H)-dione (5c)



The compound **5c** (white solid, 38.7 mg, 81% yield) was obtained following General Procedure B from **1a** (35.2 mg, 0.1 mmol, 1.0 equiv) and **4c** (25.0 mg, 0.2 mmol, 2.0 equiv) using [*t*BuXPhosAuNTf₂] (0.45 mg, 0.5 mol%) after purification by flash column chromatography using petroleum ether/DCM/THF = 8/4/1 (*R_f* = 0.16) as eluent.

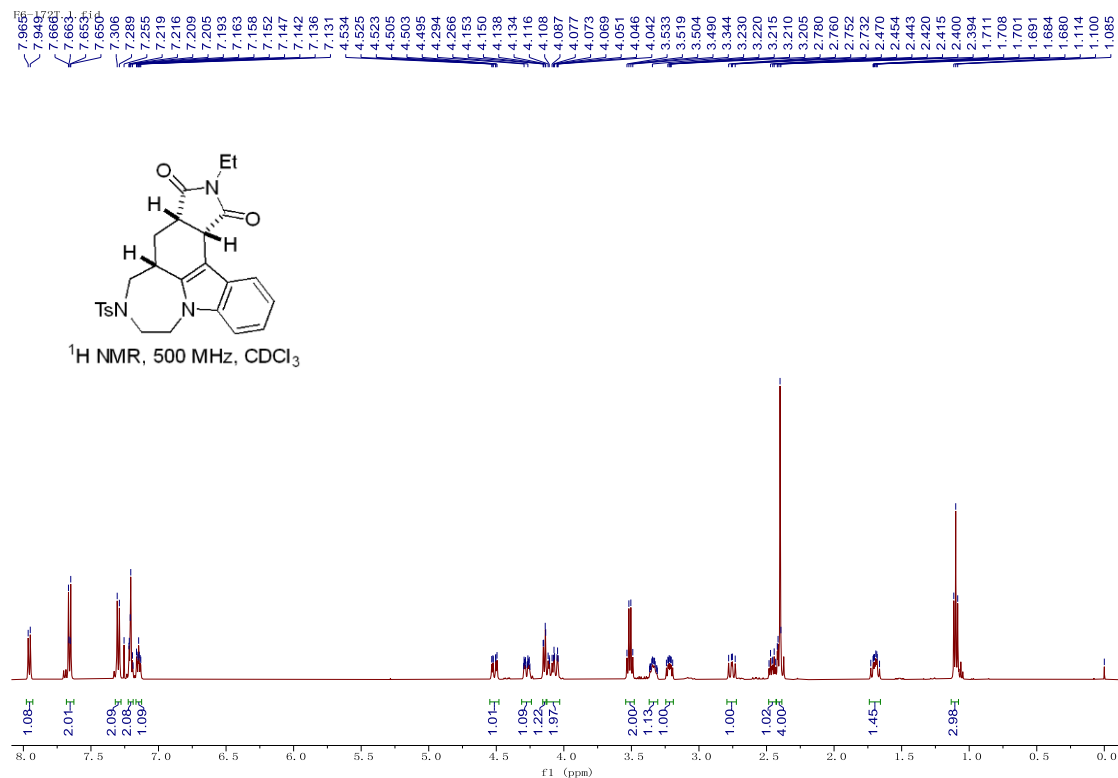
¹H NMR (500 MHz, CDCl₃, TMS) δ 7.96 (d, *J* = 8.0 Hz, 1H), 7.66 (dt, *J* = 8.0, 1.5 Hz, 2H), 7.30 (d, *J* = 8.5 Hz, 2H), 7.22-7.19 (m, 2H), 7.16-7.13 (m, 1H), 4.53-4.50 (m, 1H), 4.30-4.25 (m, 1H), 4.14 (dd, *J* = 7.5, 1.5 Hz, 1H), 4.12-4.04 (m, 2H), 3.51 (q, *J* = 7.0 Hz, 2H), 3.37-3.31 (m, 1H), 3.24-3.19 (m, 1H), 2.76 (dd, *J* = 14.0, 10.0 Hz, 1H), 2.46 (dt, *J* = 14.0, 5.5 Hz, 1H), 2.42-2.39 (m, 4H), 1.73-1.66 (m, 1H), 1.10 (t, *J* = 7.0 Hz, 3H).

¹³C NMR (125 MHz, CDCl₃) δ 178.7, 176.3, 144.0, 138.5, 137.0, 135.4, 130.0, 127.1, 126.4, 122.5, 120.8, 120.3, 108.8, 104.0, 54.3, 49.9, 46.4, 39.81, 39.78, 34.9, 33.7, 29.2, 21.6, 13.0.

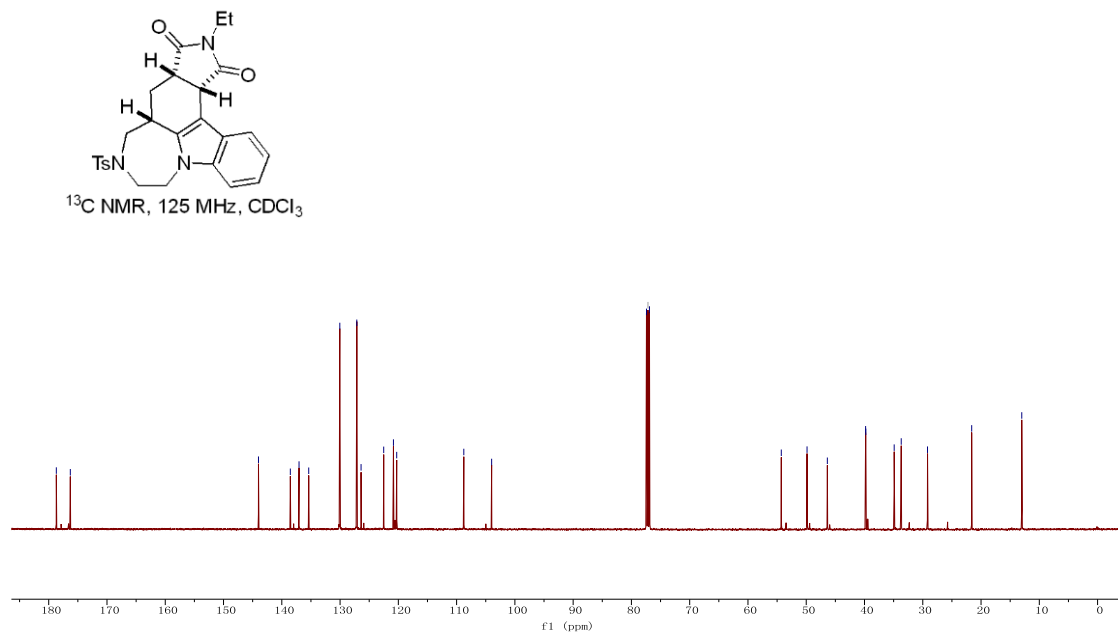
IR (KBr) ν (cm⁻¹): 1699, 1464, 1401, 1378, 1327, 1221, 1163, 1103, 733, 549 cm⁻¹.

HRMS (ESI): calcd for C₂₆H₂₇N₃NaO₄S [M+Na]⁺: 500.16145, found: 500.16183.

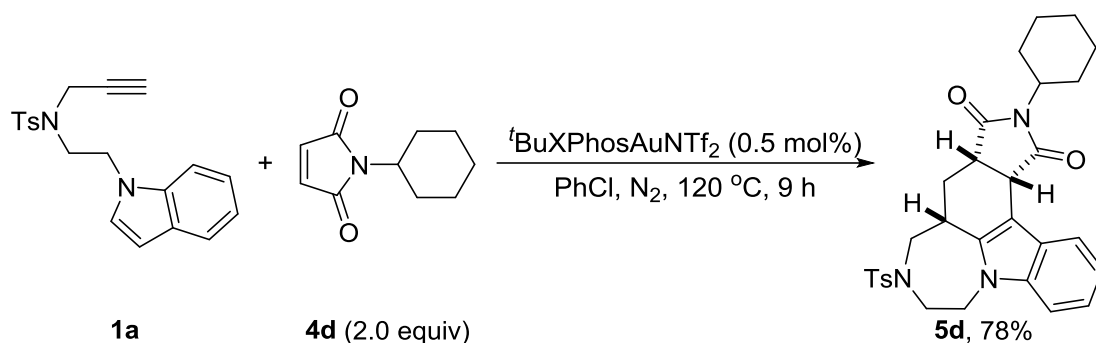
MP: 169-172 °C.



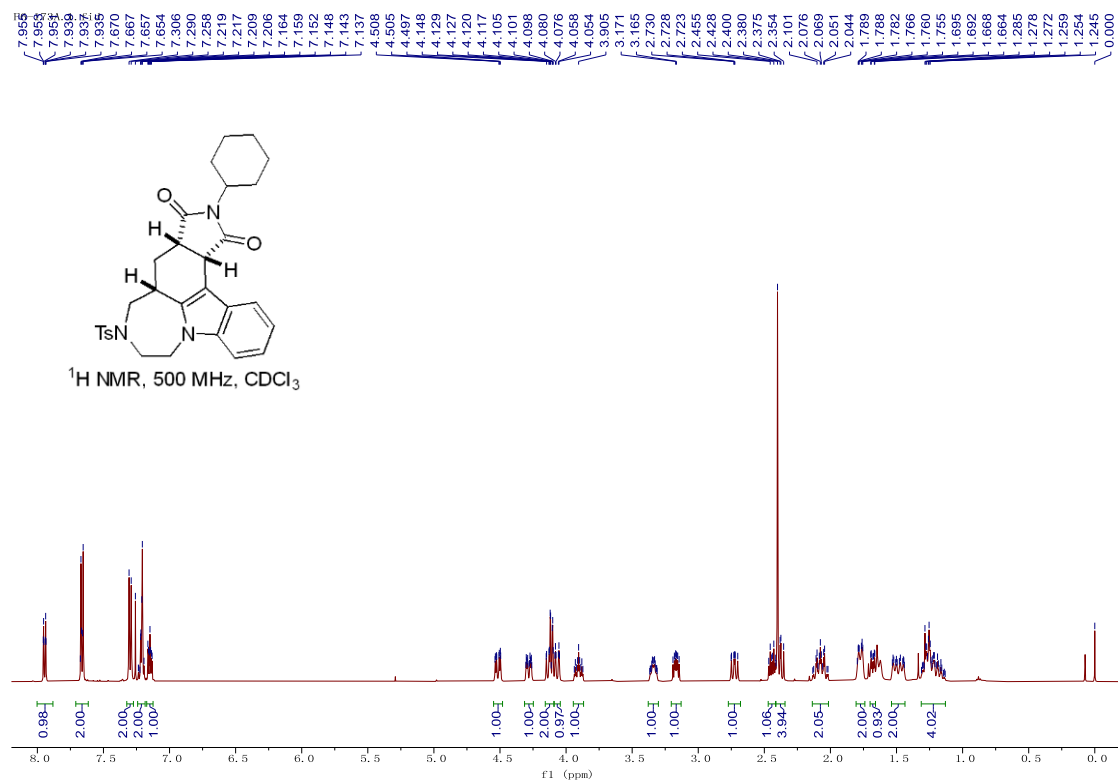
F6-172T. 2. f1d



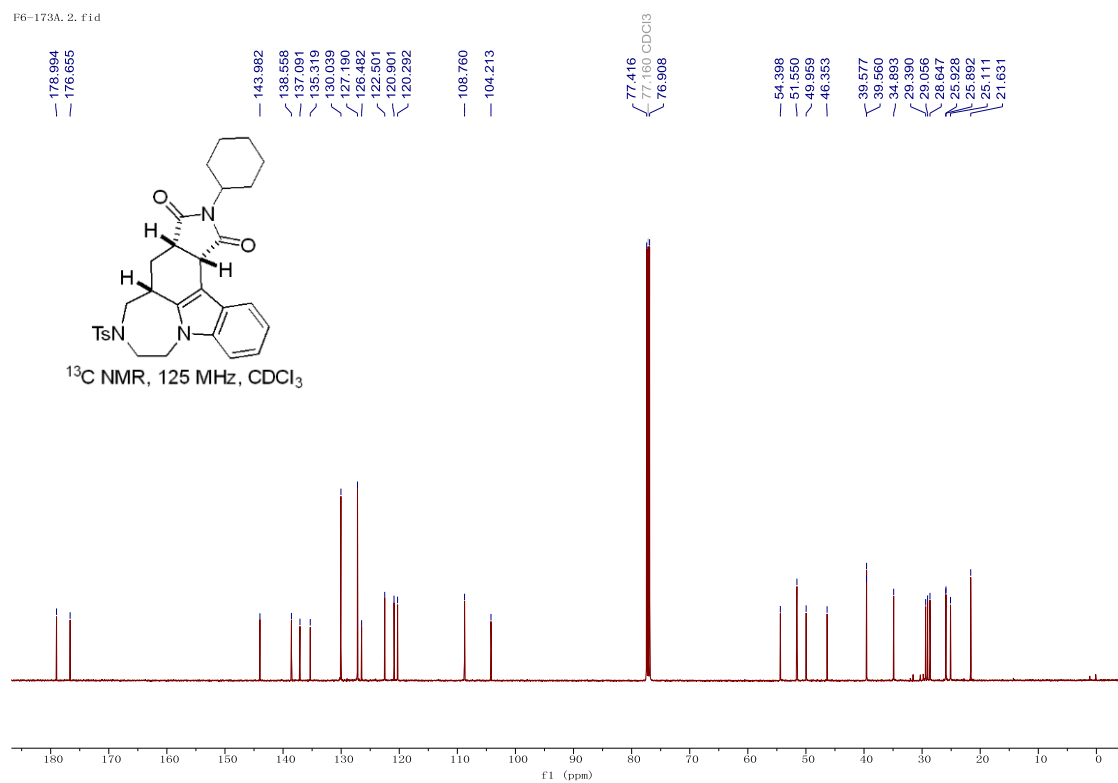
2-cyclohexyl-6-tosyl-3a,4,4a,5,6,7,8,13c-octahydro-1H-[1,4]diazepino[1,7,6-*lm*]pyrrolo[3,4-*c*]carbazole-1,3(2H)-dione (5d)



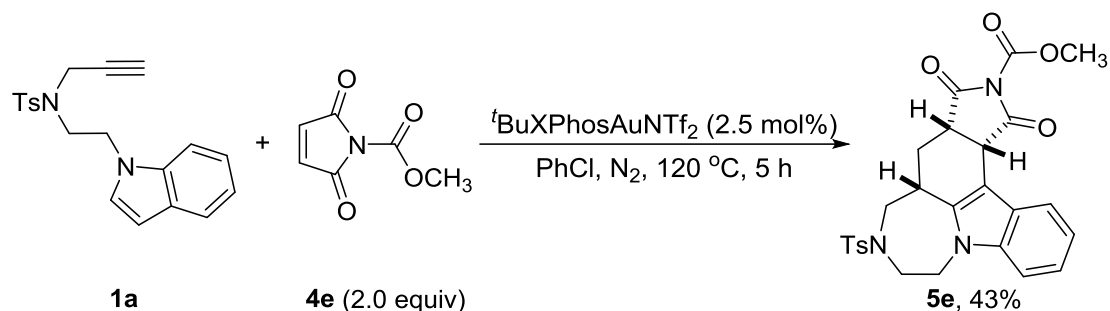
The compound **5d** (yellow solid, 41.5 mg, 78% yield) was obtained following General Procedure B from **1a** (35.2 mg, 0.1 mmol, 1.0 equiv) and **4d** (35.8 mg, 0.2 mmol, 2.0 equiv) using [^tBuXPhosAuNTf₂] (0.45 mg, 0.5 mol%) after purification by flash column chromatography using petroleum ether/DCM/THF = 8/4/1 (*R_f* = 0.22) as eluent. ¹H NMR (500 MHz, CDCl₃, TMS) δ 7.94 (dt, *J* = 8.0, 1.0 Hz, 1H), 7.66 (dt, *J* = 8.0, 1.5 Hz, 2H), 7.30 (d, *J* = 8.0 Hz, 2H), 7.24-7.19 (m, 2H), 7.16-7.13 (m, 1H), 4.52 (ddd, *J* = 14.5, 5.0, 1.0 Hz, 1H), 4.30-4.26 (m, 1H), 4.15-4.10 (m, 2H), 4.07 (dt, *J* = 13.0, 2.5 Hz, 1H), 3.91 (tt, *J* = 12.5, 4.0 Hz, 1H), 3.37-3.31 (m, 1H), 3.19-3.15 (m, 1H), 2.75-2.70 (m, 1H), 2.44 (dt, *J* = 13.5, 5.5 Hz, 1H), 2.41-2.35 (m, 4H), 2.13-2.02 (m, 2H), 1.80-1.76 (m, 2H), 1.70-1.66 (m, 1H), 1.53-1.44 (m, 2H), 1.31-1.13 (m, 4H). ¹³C NMR (125 MHz, CDCl₃) δ 179.0, 176.7, 144.0, 138.6, 137.1, 135.3, 130.0, 127.2, 126.5, 122.5, 120.9, 120.3, 108.8, 104.2, 54.4, 51.6, 50.0, 46.4, 39.58, 39.56, 34.9, 29.4, 29.1, 28.6, 25.93, 25.89, 25.1, 21.6. IR (KBr) ν (cm⁻¹): 1707, 1597, 1463, 1374, 1343, 1184, 1159, 747, 548 cm⁻¹. HRMS (ESI): calcd for C₃₀H₃₃N₃NaO₄S [M+Na]⁺: 554.20840, found: 554.20880. MP: 202-205 °C.



F6-173A. 2. f1.d



methyl 1,3-dioxo-6-tosyl-1,3,3a,4,4a,5,6,7,8,13c-decahydro-2H-[1,4]diazepino[1,7,6-*lm*]pyrrolo[3,4-*c*]carbazole-2-carboxylate (5e)



The compound **5e** (yellow solid, 21.8 mg, 43% yield) was obtained following General Procedure B from **1a** (35.2 mg, 0.1 mmol, 1.0 equiv) and **4e** (31.0 mg, 0.2 mmol, 2.0 equiv) using [*t*BuXPhosAuNTf₂] (2.25 mg, 2.5 mol%) after purification by flash column chromatography using petroleum ether/DCM/THF = 8/4/1 (*R_f* = 0.22) as eluent.

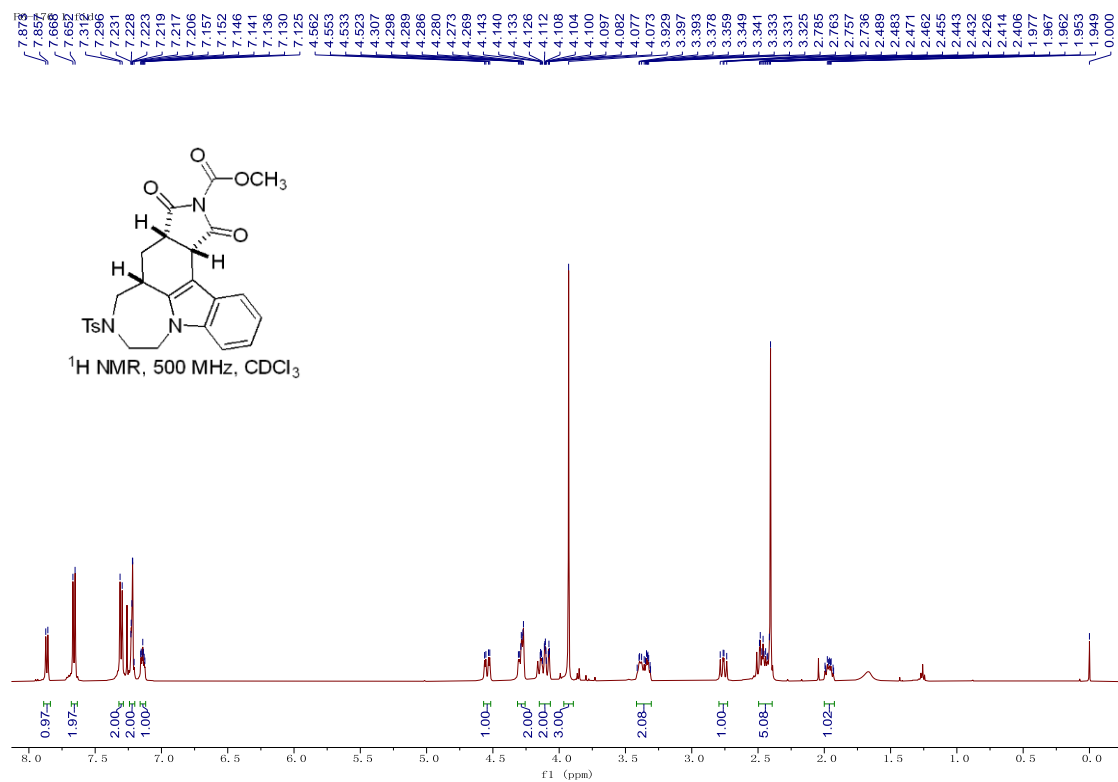
¹H NMR (500 MHz, CDCl₃, TMS) δ 7.86 (d, *J* = 8.0 Hz, 1H), 7.66 (dt, *J* = 8.5, 1.5 Hz, 2H), 7.30 (d, *J* = 8.0 Hz, 2H), 7.23-7.21 (m, 2H), 7.16-7.13 (m, 1H), 4.54 (dd, *J* = 14.5, 4.5 Hz, 1H), 4.31-4.27 (m, 2H), 4.14-4.07 (m, 2H), 3.93 (s, 3H), 3.41-3.31 (m, 2H), 2.76 (dd, *J* = 14.0, 10.5 Hz, 1H), 2.49-2.41 (m, 5H), 2.00-1.93 (m, 1H).

¹³C NMR (125 MHz, CDCl₃) δ 174.3, 171.6, 148.9, 144.1, 138.5, 136.9, 135.5, 130.1, 127.1, 126.1, 122.7, 120.6, 120.5, 108.8, 102.5, 54.9, 54.3, 49.8, 46.5, 40.5, 34.9, 28.0, 21.6.

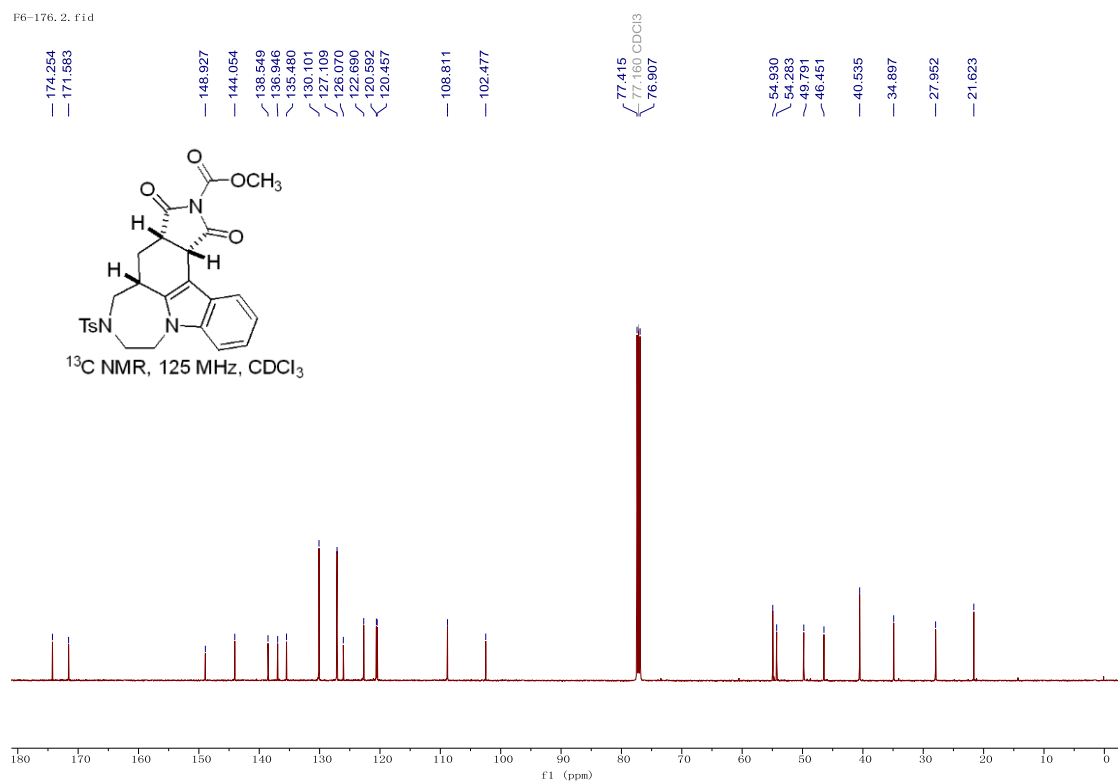
IR (KBr) ν (cm⁻¹): 1772, 1650, 1598, 1464, 1385, 1322, 1252, 1161, 746, 547 cm⁻¹.

HRMS (ESI): calcd for C₂₆H₂₆N₃O₆S [M+H]⁺: 508.15368, found: 508.15433.

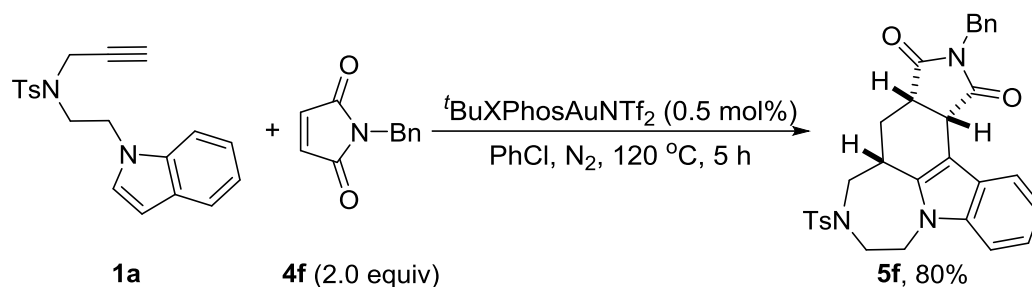
MP: 130-133 °C.



F6-176.2.f1d



2-benzyl-6-tosyl-3a,4,4a,5,6,7,8,13c-octahydro-1H-[1,4]diazepino[1,7,6-*lm*]pyrrolo[3,4-*c*]carbazole-1,3(2H)-dione (5f)



The compound **5f** (yellow solid, 44.7 mg, 80% yield) was obtained following General Procedure B from **1a** (35.2 mg, 0.1 mmol, 1.0 equiv) and **4f** (37.4 mg, 0.2 mmol, 2.0 equiv) using [*t*BuXPhosAuNTf₂] (0.45 mg, 0.5 mol%) after purification by flash column chromatography using petroleum ether/DCM/THF = 8/4/1 (*R_f* = 0.20) as eluent.

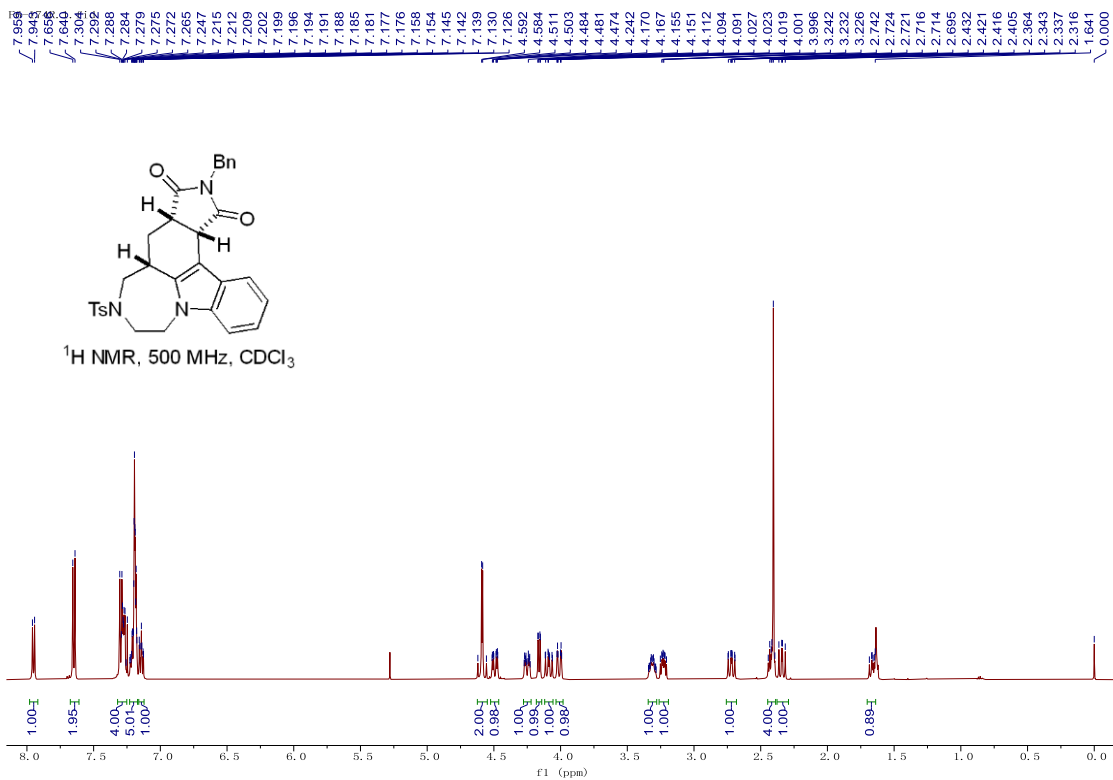
¹H NMR (500 MHz, CDCl₃, TMS) δ 7.95 (dt, *J* = 8.0, 1.5 Hz, 1H), 7.65 (dt, *J* = 8.0, 2.0 Hz, 2H), 7.30-7.26 (m, 4H), 7.23-7.18 (m, 5H), 7.16-7.13 (m, 1H), 4.61 (d, *J* = 14.0 Hz, 1H), 4.57 (d, *J* = 14.0 Hz, 1H), 4.49 (ddd, *J* = 14.5, 5.0, 1.0 Hz, 1H), 4.27-4.23 (m, 1H), 4.16 (dd, *J* = 7.5, 1.5 Hz, 1H), 4.09 (ddd, *J* = 15.0, 10.5, 1.5 Hz, 1H), 4.01 (dt, *J* = 13.0, 2.0 Hz, 1H), 3.34-3.28 (m, 1H), 3.25-3.21 (m, 1H), 2.72 (ddd, *J* = 14.5, 10.5, 1.5 Hz, 1H), 2.44-2.39 (m, 4H), 2.34 (dd, *J* = 13.5, 10.5 Hz, 1H), 1.69-1.64 (m, 1H).

¹³C NMR (125 MHz, CDCl₃) δ 178.4, 176.1, 144.0, 138.6, 137.0, 135.9, 135.6, 130.1, 128.8, 128.7, 127.9, 127.1, 126.3, 122.5, 120.9, 120.3, 108.8, 103.9, 54.2, 49.8, 46.5, 42.4, 39.93, 39.86, 35.0, 29.0, 21.6.

IR (KBr) ν (cm⁻¹): 1703, 1465, 1429, 1394, 1325, 1159, 1105, 1009, 735 cm⁻¹.

HRMS (ESI): calcd for C₃₁H₃₀N₃O₄S [M+H]⁺: 540.19515, found: 540.19543.

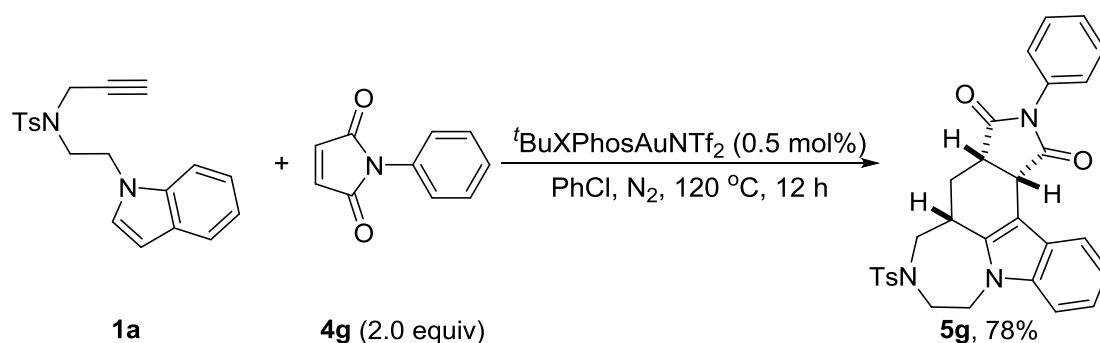
MP: 202-205 °C.



F6-174R. 2. f1d



2-phenyl-6-tosyl-3a,4,4a,5,6,7,8,13c-octahydro-1H-[1,4]diazepino[1,7,6-*lm*]pyrrolo[3,4-*c*]carbazole-1,3(2H)-dione (5g)



The compound **5g** (yellow solid, 41.0 mg, 78% yield) was obtained following General Procedure B from **1a** (35.2 mg, 0.1 mmol, 1.0 equiv) and **4g** (34.6 mg, 0.2 mmol, 2.0 equiv) using [*t*BuXPhosAuNTf₂] (0.45 mg, 0.5 mol%) after purification by flash column chromatography using petroleum ether/DCM/THF = 8/4/1 (*R_f* = 0.34) as eluent.

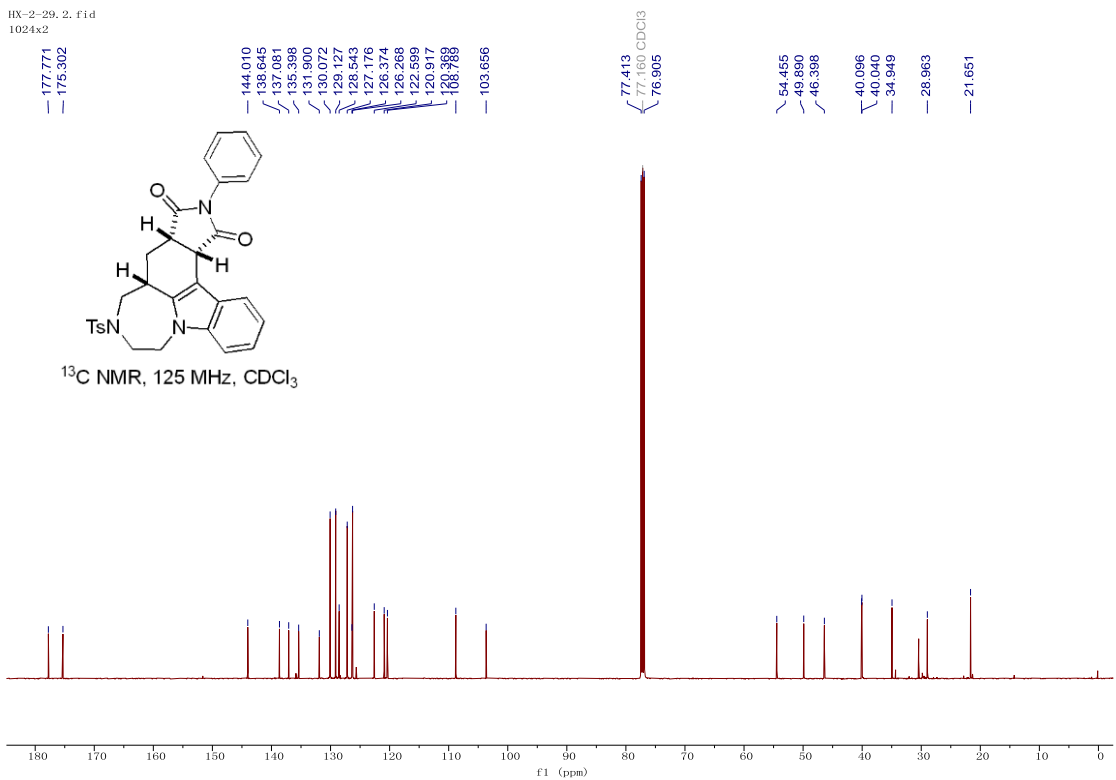
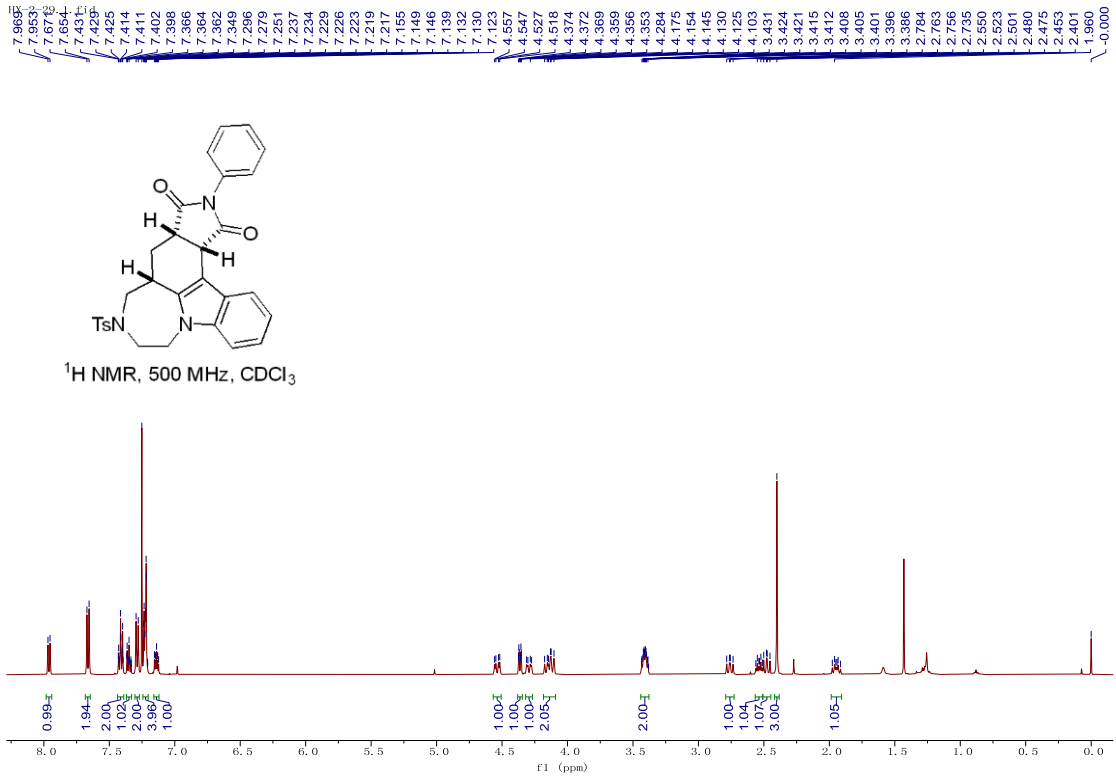
¹H NMR (500 MHz, CDCl₃, TMS) δ 7.96 (dt, *J* = 8.0, 1.5 Hz, 1H), 7.66 (dt, *J* = 8.5, 1.5 Hz, 2H), 7.43-7.40 (m, 2H), 7.35 (tt, *J* = 7.5, 1.0 Hz, 1H), 7.29 (d, *J* = 8.5 Hz, 2H), 7.24-7.21 (m, 4H), 7.16-7.12 (m, 1H), 4.54 (dd, *J* = 15.0, 5.0 Hz, 1H), 4.36 (dt, *J* = 8.0, 1.5 Hz, 1H), 4.29 (dd, *J* = 14.0, 4.5 Hz, 1H), 4.18-4.10 (m, 2H), 3.43-3.38 (m, 2H), 2.76 (dd, *J* = 14.0, 10.5 Hz, 1H), 2.56-2.51 (m, 1H), 2.48 (dd, *J* = 13.0, 10.5 Hz, 1H), 2.40 (s, 3H), 1.98-1.92 (m, 1H).

¹³C NMR (125 MHz, CDCl₃) δ 177.8, 175.3, 144.0, 138.6, 137.1, 135.4, 131.9, 130.1, 129.1, 128.5, 127.2, 126.4, 126.3, 122.6, 120.9, 120.4, 108.8, 103.7, 54.5, 49.9, 46.4, 40.1, 40.0, 34.9, 29.0, 21.7.

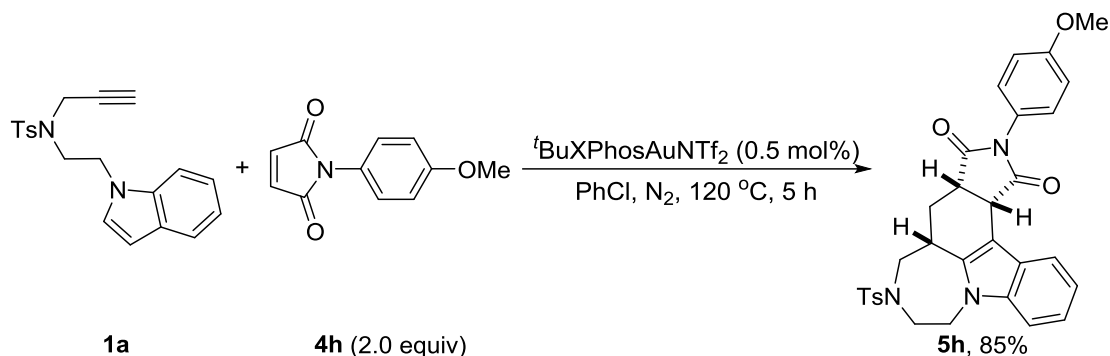
IR (KBr) ν (cm⁻¹): 1715, 1498, 1464, 1378, 1325, 1160, 1102, 1020, 734 cm⁻¹.

HRMS (ESI): calcd for C₃₀H₂₇N₃NaO₄S [M+Na]⁺: 548.16145, found: 548.16187.

MP: 141-145 °C.



2-(4-methoxyphenyl)-6-tosyl-3a,4,4a,5,6,7,8,13c-octahydro-1H-[1,4]diazepino[1,7,6-*lm*]pyrrolo[3,4-*c*]carbazole-1,3(2H)-dione (5h)



The compound **5h** (yellow solid, 47.2 mg, 85% yield) was obtained following General Procedure B from **1a** (35.2 mg, 0.1 mmol, 1.0 equiv) and **4h** (40.6 mg, 0.2 mmol, 2.0 equiv) using [*t*BuXPhosAuNTf₂] (0.45 mg, 0.5 mol%) after purification by flash column chromatography using petroleum ether/DCM/THF = 10/4/1 (*R_f* = 0.12) as eluent.

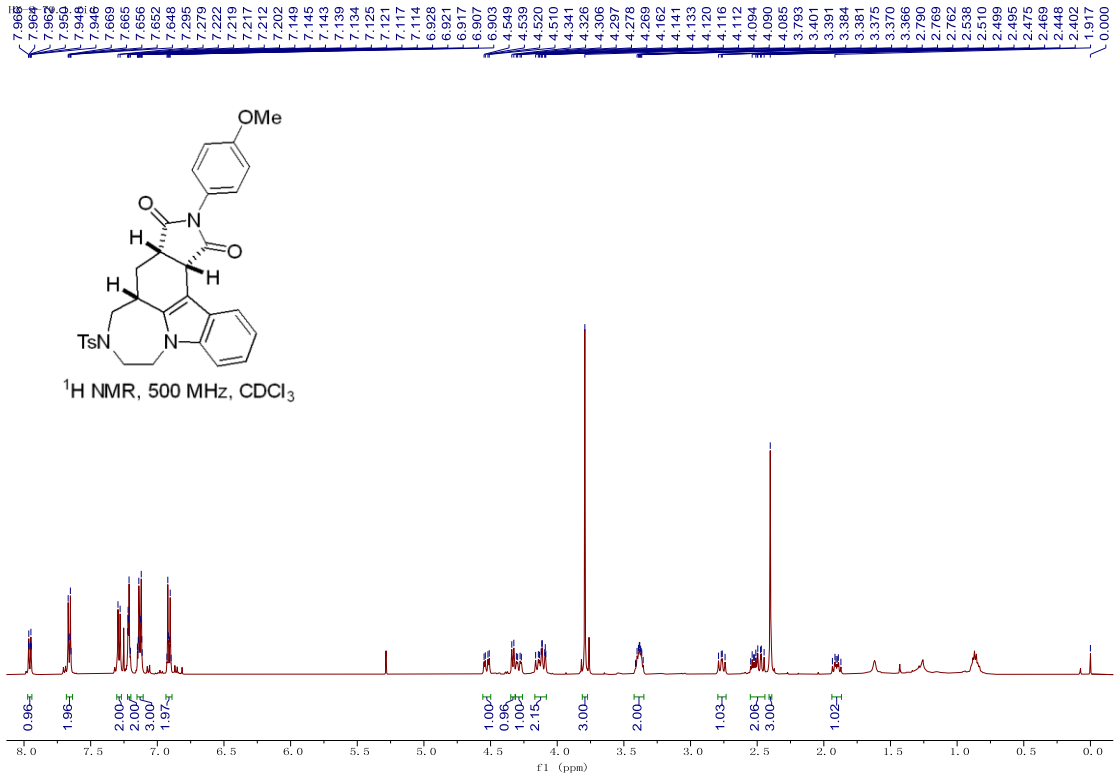
¹H NMR (500 MHz, CDCl₃, TMS) δ 7.96 (dt, *J* = 8.0, 1.0 Hz, 1H), 7.66 (dt, *J* = 8.5, 2.0 Hz, 2H), 7.29 (d, *J* = 8.0 Hz, 2H), 7.22-7.20 (m, 2H), 7.15-7.11 (m, 3H), 6.91 (dt, *J* = 9.0, 2.0 Hz, 2H), 4.53 (dd, *J* = 14.5, 5.0 Hz, 1H), 4.33 (d, *J* = 7.5 Hz, 1H), 4.29 (dd, *J* = 14.0, 4.5 Hz, 1H), 4.16-4.09 (m, 2H), 3.79 (s, 3H), 3.41-3.36 (m, 2H), 2.77 (dd, *J* = 14.0, 10.5 Hz, 1H), 2.55-2.45 (m, 2H), 2.40 (s, 3H), 1.94-1.87 (m, 1H).

¹³C NMR (125 MHz, CDCl₃) δ 178.1, 175.6, 159.4, 144.0, 138.6, 137.1, 135.4, 130.1, 127.5, 127.2, 126.4, 124.5, 122.6, 120.9, 120.3, 114.4, 108.8, 103.8, 55.6, 54.4, 49.9, 46.4, 40.02, 39.98, 35.0, 29.1, 21.6.

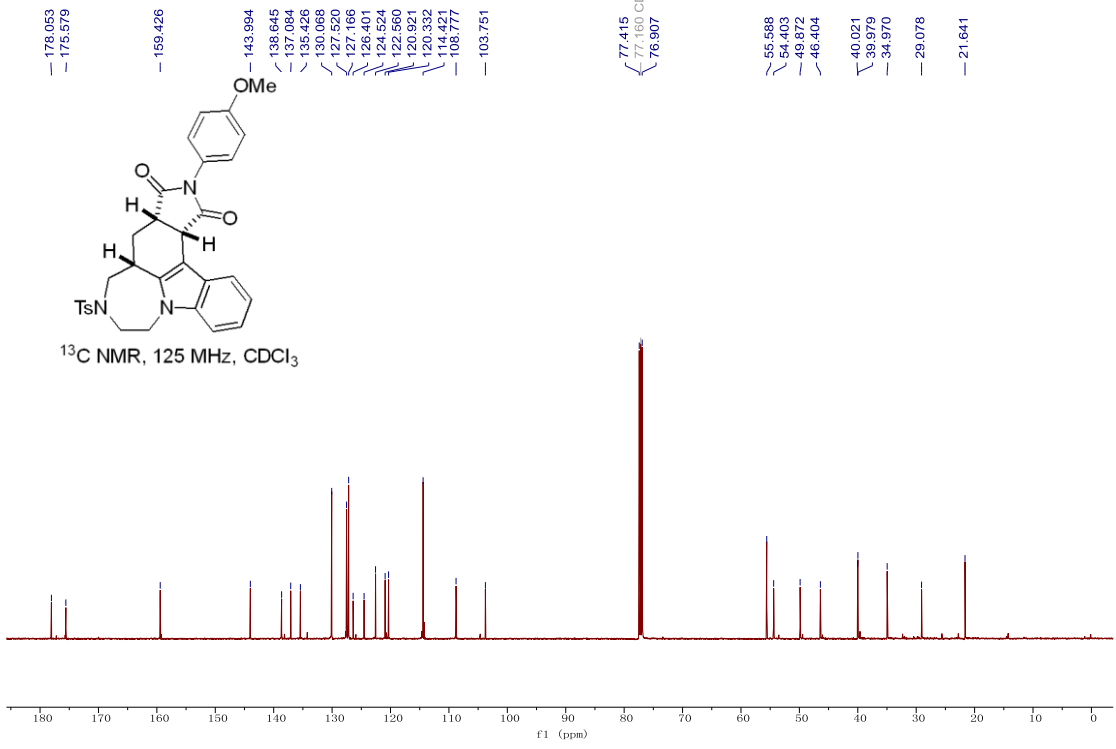
IR (KBr) ν (cm⁻¹): 1713, 1597, 1513, 1385, 1327, 1250, 1161, 736, 548 cm⁻¹.

HRMS (ESI): calcd for C₃₁H₃₀N₃O₅S [M+H]⁺: 556.19007, found: 556.19025.

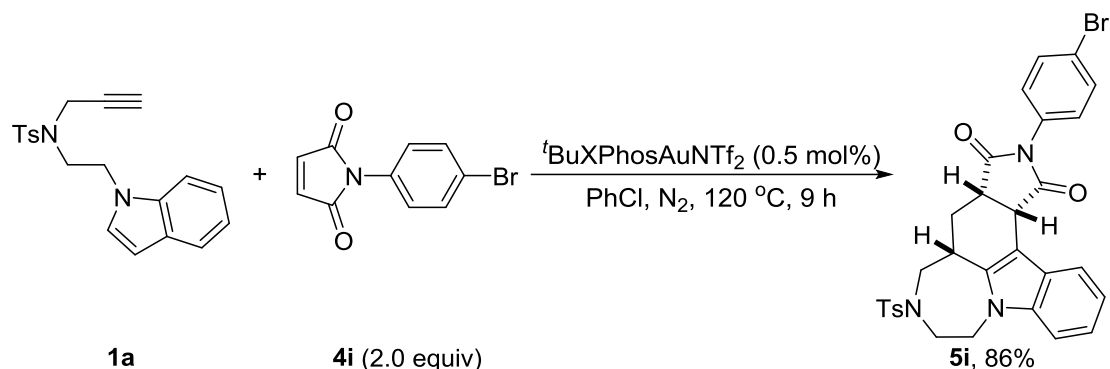
MP: 124-126 °C.



HX-2-79.2.fid



2-(4-bromophenyl)-6-tosyl-3a,4,4a,5,6,7,8,13c-octahydro-1H-[1,4]diazepino[1,7,6-*lm*]pyrrolo[3,4-*c*]carbazole-1,3(2H)-dione (5i**)**



The compound **5i** (white solid, 51.9 mg, 86% yield) was obtained following General Procedure B from **1a** (35.2 mg, 0.1 mmol, 1.0 equiv) and **4i** (50.4 mg, 0.2 mmol, 2.0 equiv) using [*t*BuXPhosAuNTf₂] (0.45 mg, 0.5 mol%) after purification by flash column chromatography using petroleum ether/DCM/THF = 8/4/1 (*R_f* = 0.30) as eluent.

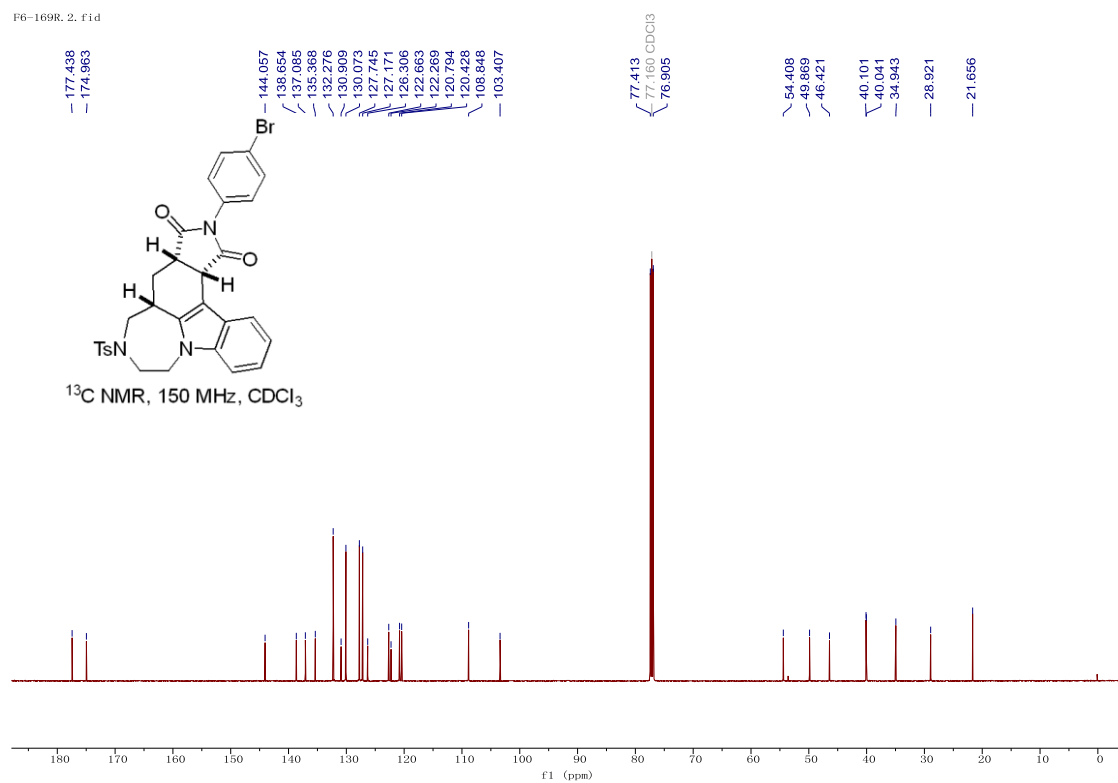
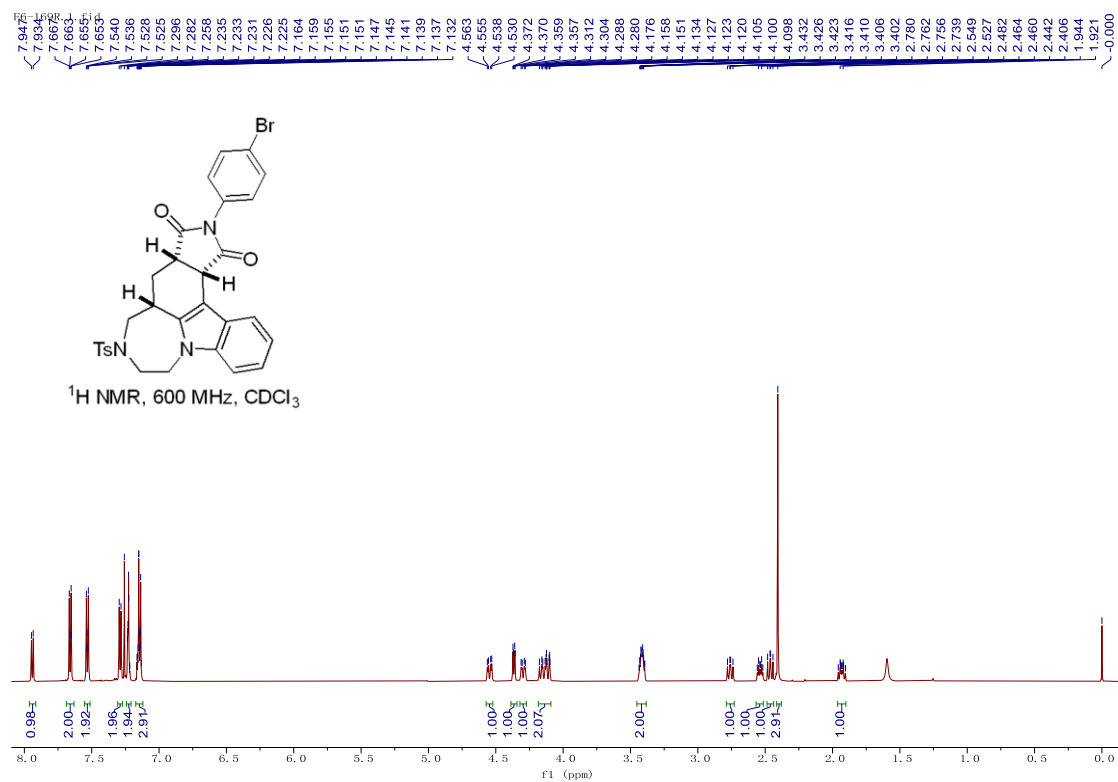
¹H NMR (600 MHz, CDCl₃, TMS) δ 7.94 (d, *J* = 7.8 Hz, 1H), 7.66 (dt, *J* = 8.4, 2.4 Hz, 2H), 7.53 (dt, *J* = 9.0, 2.4 Hz, 2H), 7.29 (d, *J* = 8.4 Hz, 2H), 7.24-7.22 (m, 2H), 7.16-7.13 (m, 3H), 4.55 (dd, *J* = 15.0, 4.8 Hz, 1H), 4.37 (dd, *J* = 7.8, 1.2 Hz, 1H), 4.30 (dd, *J* = 14.4, 4.8 Hz, 1H), 4.18-4.10 (m, 2H), 3.44-3.39 (m, 2H), 2.76 (dd, *J* = 14.4, 10.8 Hz, 1H), 2.54 (dt, *J* = 13.2, 5.4 Hz, 1H), 2.46 (dd, *J* = 13.2, 10.8 Hz, 1H), 2.41 (s, 3H), 1.96-1.90 (m, 1H).

¹³C NMR (125 MHz, CDCl₃) δ 177.4, 175.0, 144.1, 138.7, 137.1, 135.4, 132.3, 130.9, 130.1, 127.7, 127.2, 126.3, 122.7, 122.3, 120.8, 120.4, 108.8, 103.4, 54.4, 49.9, 46.4, 40.1, 40.0, 34.9, 28.9, 21.7.

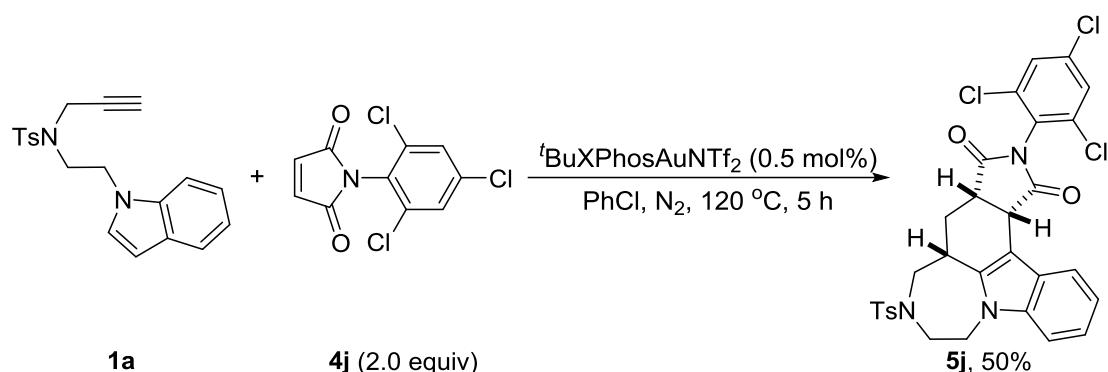
IR (KBr) ν (cm⁻¹): 1716, 1490, 1464, 1378, 1326, 1160, 1102, 1013, 738, 548 cm⁻¹.

HRMS (ESI): calcd for C₃₀H₂₇BrN₃O₄S [M+H]⁺: 604.09002, found: 604.08985.

MP: 202-205 °C.



6-tosyl-2-(2,4,6-trichlorophenyl)-3a,4,4a,5,6,7,8,13c-octahydro-1*H*-[1,4]diazepino[1,7,6-*lm*]pyrrolo[3,4-*c*]carbazole-1,3(2*H*)-dione (5j**)**



The compound **5j** (yellow solid, 31.5 mg, 50% yield) was obtained following General Procedure B from **1a** (35.2 mg, 0.1 mmol, 1.0 equiv) and **4j** (55.3 mg, 0.2 mmol, 2.0 equiv) using [*t*BuXPhosAuNTf₂] (0.45 mg, 0.5 mol%) after purification by flash column chromatography using petroleum ether/DCM/THF = 10/4/1 (*R_f* = 0.27) as eluent.

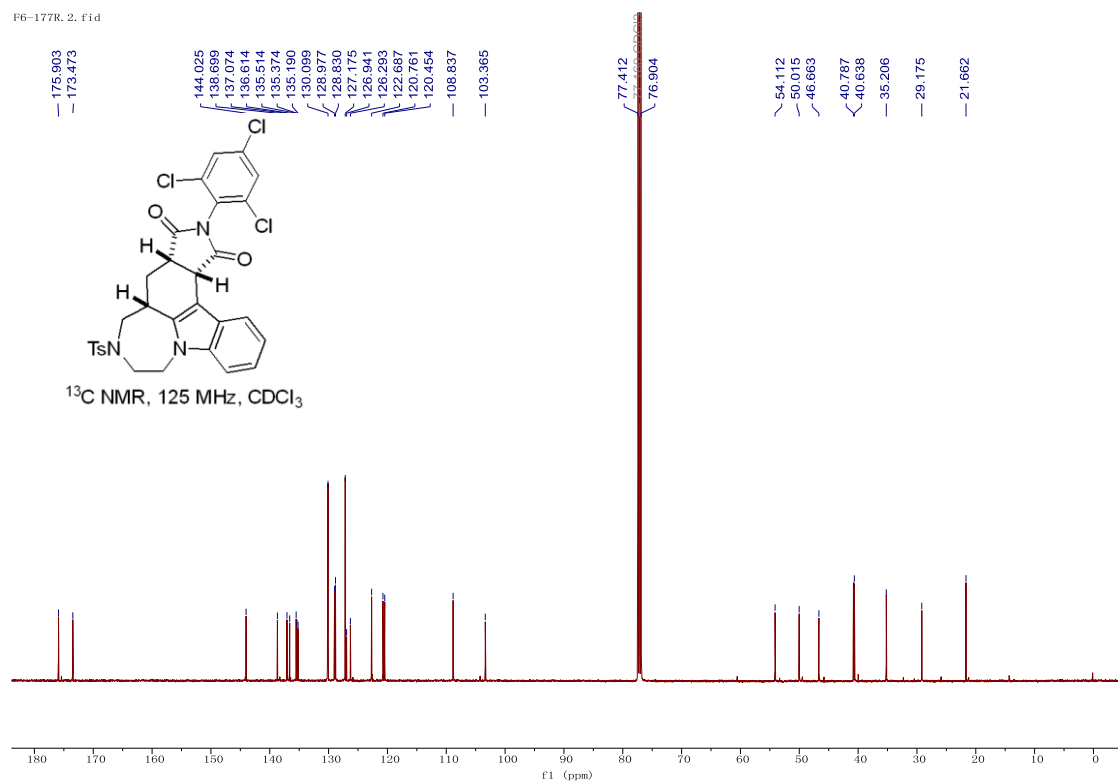
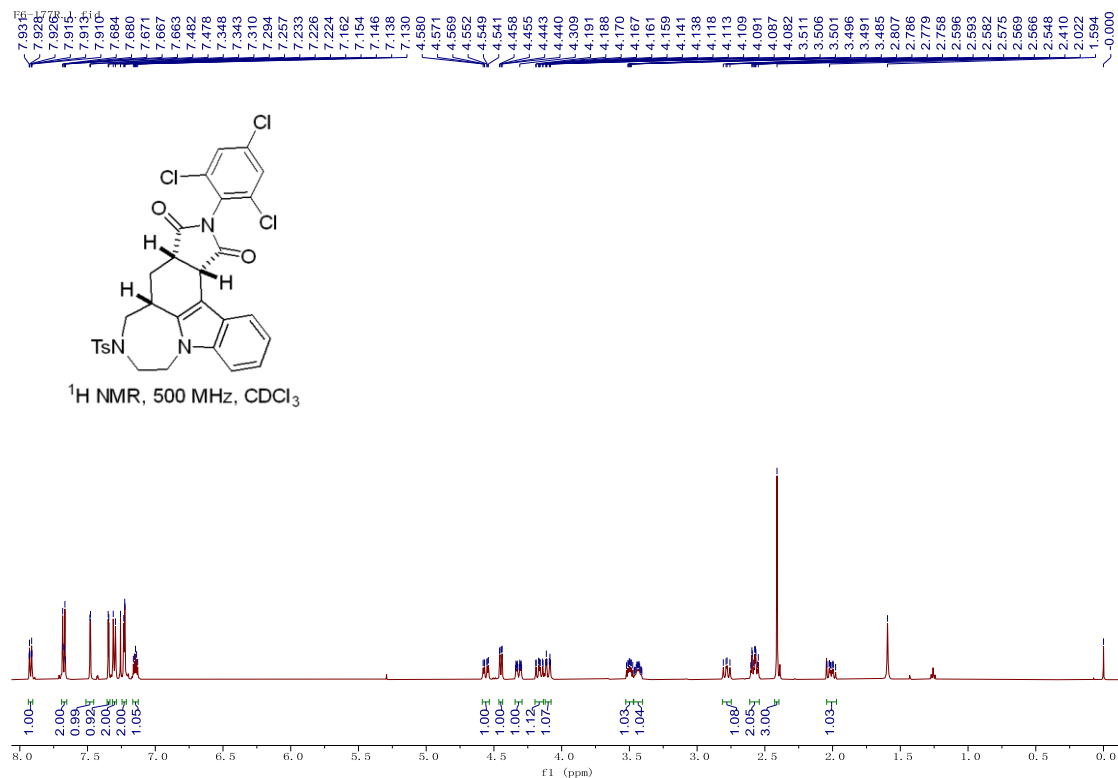
¹H NMR (500 MHz, CDCl₃, TMS) δ 7.92 (dt, *J* = 7.5, 1.0 Hz, 1H), 7.67 (dt, *J* = 8.5, 2.0 Hz, 2H), 7.48 (d, *J* = 2.0 Hz, 1H), 7.35 (d, *J* = 2.5 Hz, 1H), 7.30 (d, *J* = 8.0 Hz, 2H), 7.23-7.22 (m, 2H), 7.16-7.13 (m, 1H), 4.58-4.54 (m, 1H), 4.45 (dd, *J* = 7.5, 1.5 Hz, 1H), 4.34-4.30 (m, 1H), 4.16 (ddd, *J* = 15.0, 10.5, 1.5 Hz, 1H), 4.10 (dt, *J* = 13.0, 2.5 Hz, 1H), 3.52-3.48 (m, 1H), 3.47-3.41 (m, 1H), 2.78 (dd, *J* = 14.0, 10.5 Hz, 1H), 2.60-2.55 (m, 2H), 2.41 (s, 3H), 2.04-1.98 (m, 1H).

¹³C NMR (125 MHz, CDCl₃) δ 175.9, 173.5, 144.0, 138.7, 137.1, 136.6, 135.5, 135.4, 135.2, 130.1, 129.0, 128.8, 127.2, 126.9, 126.3, 122.7, 120.8, 120.5, 108.8, 103.4, 54.1, 50.0, 46.7, 40.8, 40.6, 35.2, 29.2, 21.7.

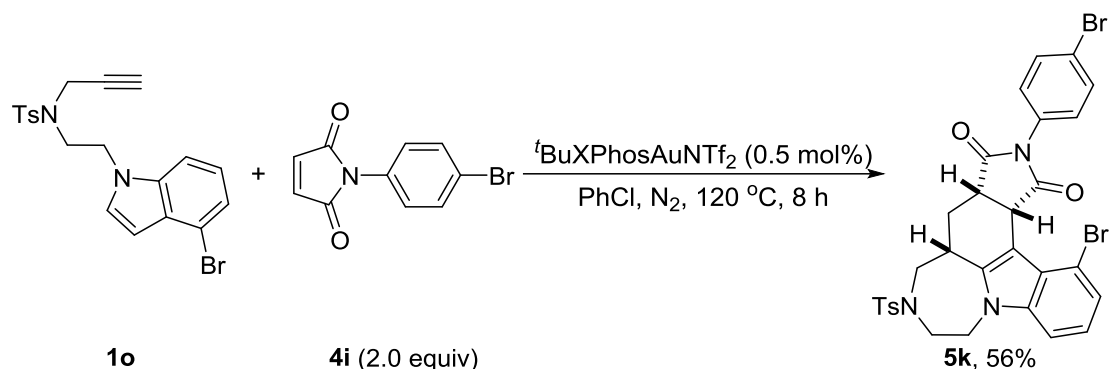
IR (KBr) ν (cm⁻¹): 1720, 1631, 1598, 1468, 1384, 1325, 1165, 814, 740, 549 cm⁻¹.

HRMS (ESI): calcd for C₃₀H₂₅Cl₃N₃O₄S [M+H]⁺: 628.06259, found: 628.06293.

MP: 196-198 °C.



13-bromo-2-(4-bromophenyl)-6-tosyl-3a,4,4a,5,6,7,8,13c-octahydro-1H-[1,4]diazepino[1,7,6-*lm*]pyrrolo[3,4-*c*]carbazole-1,3(2H)-dione (5k)



The compound **5k** (white solid, 38.2 mg, 56% yield) was obtained following General Procedure B from **1o** (43.1 mg, 0.1 mmol, 1.0 equiv) and **4i** (50.4 mg, 0.2 mmol, 2.0 equiv) using [*t*BuXPhosAuNTf₂] (0.45 mg, 0.5 mol%) after purification by flash column chromatography using petroleum ether/DCM/THF = 8/4/1 (*R_f* = 0.20) as eluent.

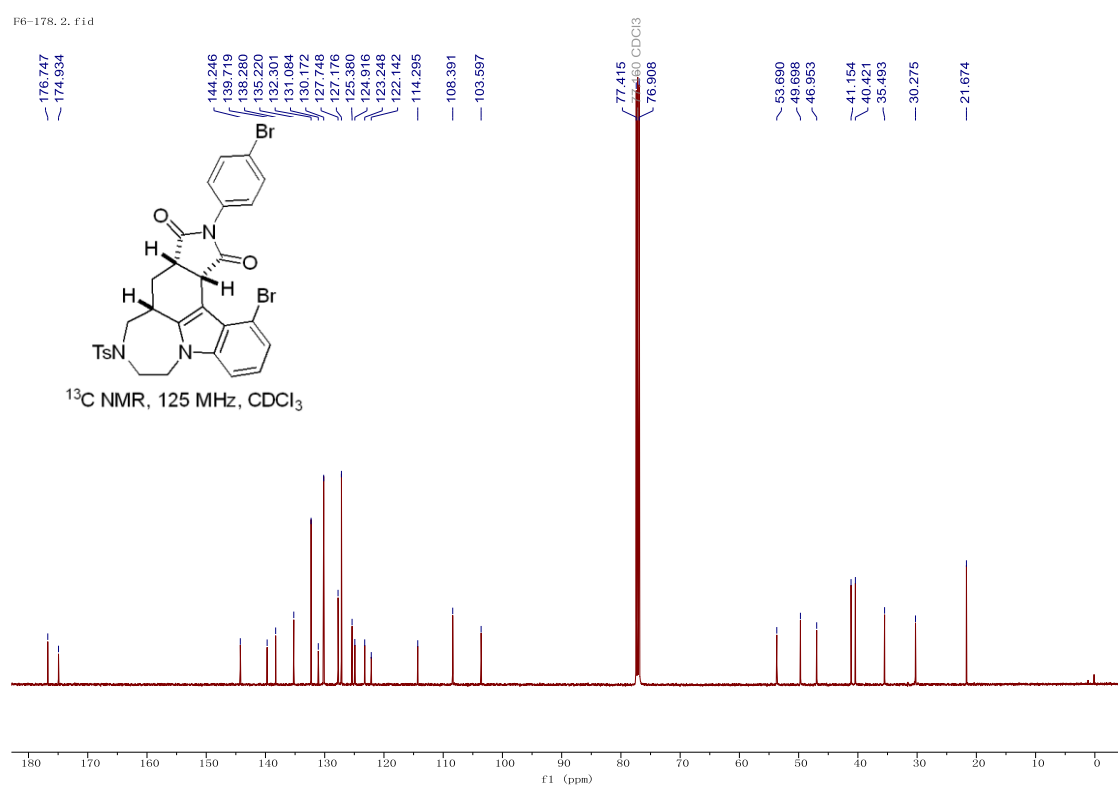
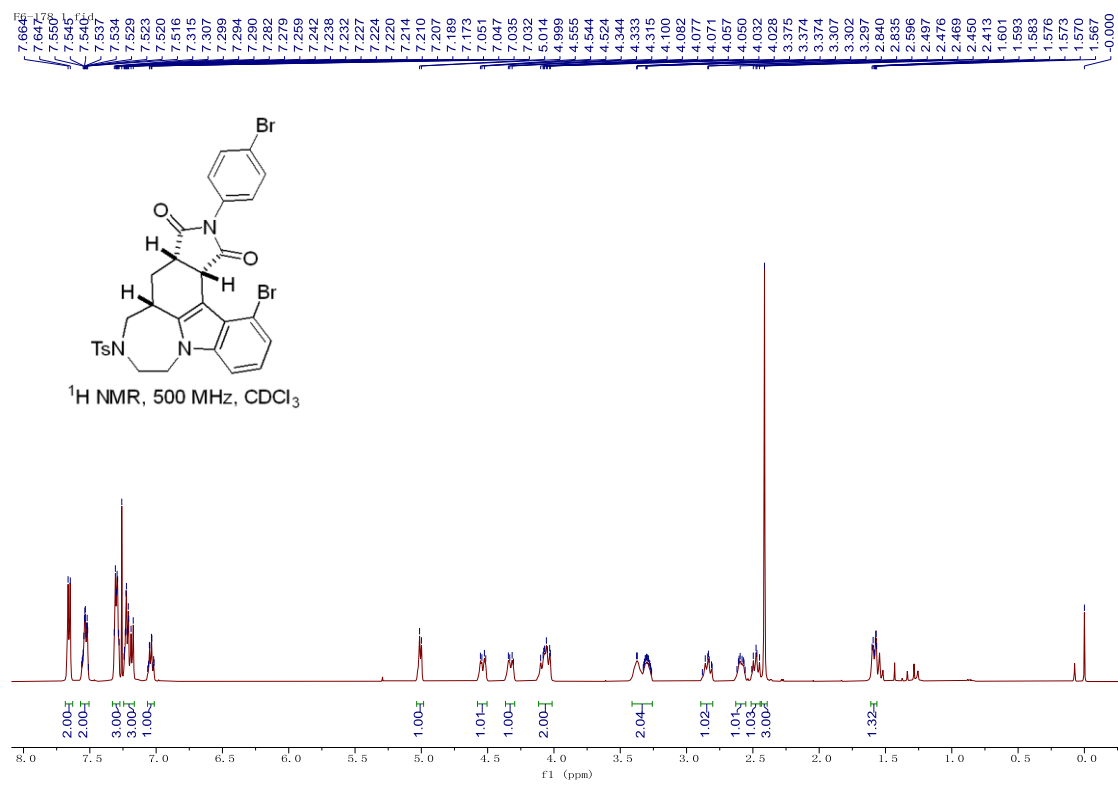
¹H NMR (500 MHz, CDCl₃, TMS) δ 7.66 (d, *J* = 8.5 Hz, 2H), 7.56-7.51 (m, 2H), 7.32-7.28 (m, 3H), 7.24-7.17 (m, 3H), 7.06-7.02 (m, 1H), 5.01 (d, *J* = 7.5 Hz, 1H), 4.53 (dd, *J* = 15.5, 5.5 Hz, 1H), 4.34-4.31 (m, 1H), 4.10-4.03 (m, 2H), 3.38-3.26 (m, 2H), 2.88-2.81 (m, 1H), 2.62-2.56 (m, 1H), 2.51-2.45 (m, 1H), 2.41 (s, 3H), 1.60-1.57 (m, 1H).

¹³C NMR (125 MHz, CDCl₃) δ 176.7, 174.9, 144.2, 139.7, 138.3, 135.2, 132.3, 131.1, 130.2, 127.7, 127.2, 125.4, 124.9, 123.2, 122.1, 114.3, 108.4, 103.6, 53.7, 49.7, 47.0, 41.2, 40.4, 35.5, 30.3, 21.7.

IR (KBr) ν (cm⁻¹): 1716, 1632, 1596, 1491, 1382, 1324, 1163, 740, 549 cm⁻¹.

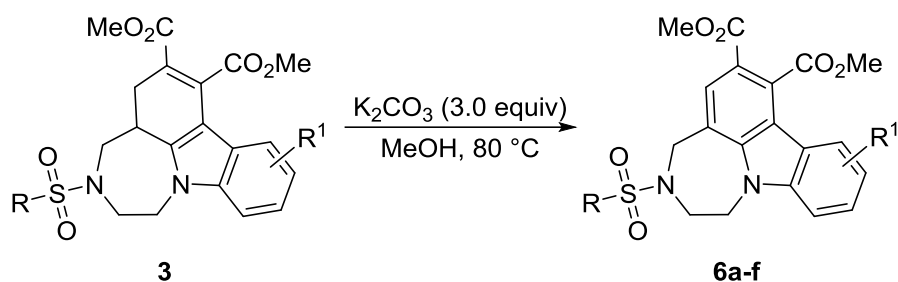
HRMS (ESI): calcd for C₃₀H₂₅Br₂N₃NaO₄S [M+Na]⁺: 703.98247, found: 703.98285.

MP: 245-247 °C.



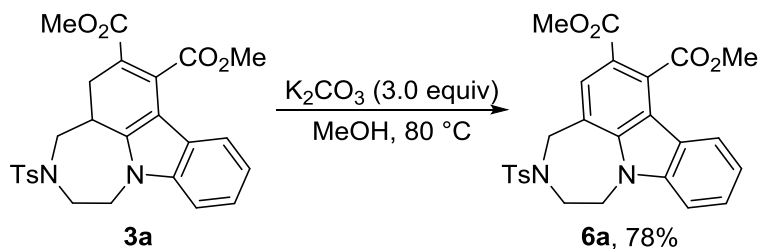
5. General Procedure for the Synthesis of 6

5.1 General Procedure C for 6a-f



MeOH (1.0 mL) was added to a mixture of **3** (0.02-0.05 mmol, 1.0 equiv) and K_2CO_3 (3.0 equiv). Then the reaction was stirred at 80 °C and was complete as monitored by TLC. The mixture was concentrated under vacuum and purified by flash column chromatography using petroleum ether/DCM/THF as eluent to give the desired product **6a-f**.

Dimethyl 3-tosyl-1,2,3,4-tetrahydro-[1,4]diazepino[6,7,1-*jk*]carbazole-6,7-dicarbonylate (**6a**)



The compound **6a** (white solid, 19.2 mg, 78% yield) was obtained following General Procedure C from **3a** (24.7 mg, 0.05 mmol, 1.0 equiv), after purification by flash column chromatography using petroleum ether/DCM/THF = 8/4/1 ($R_f = 0.20$) as eluent.

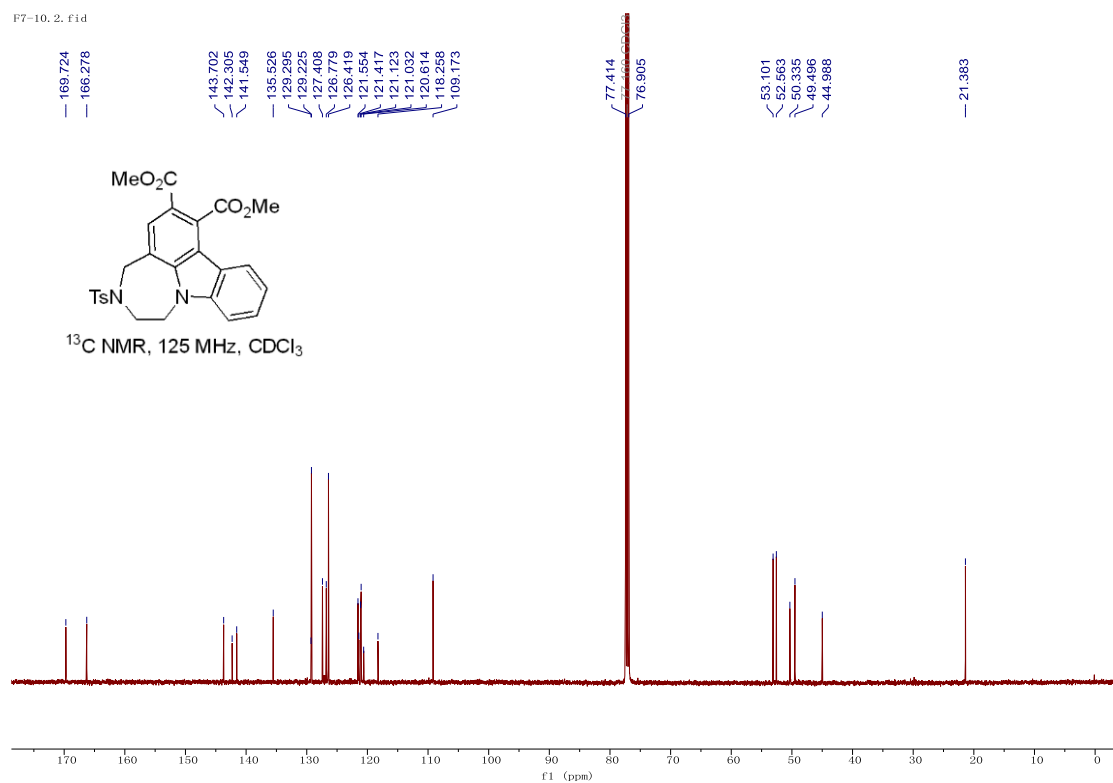
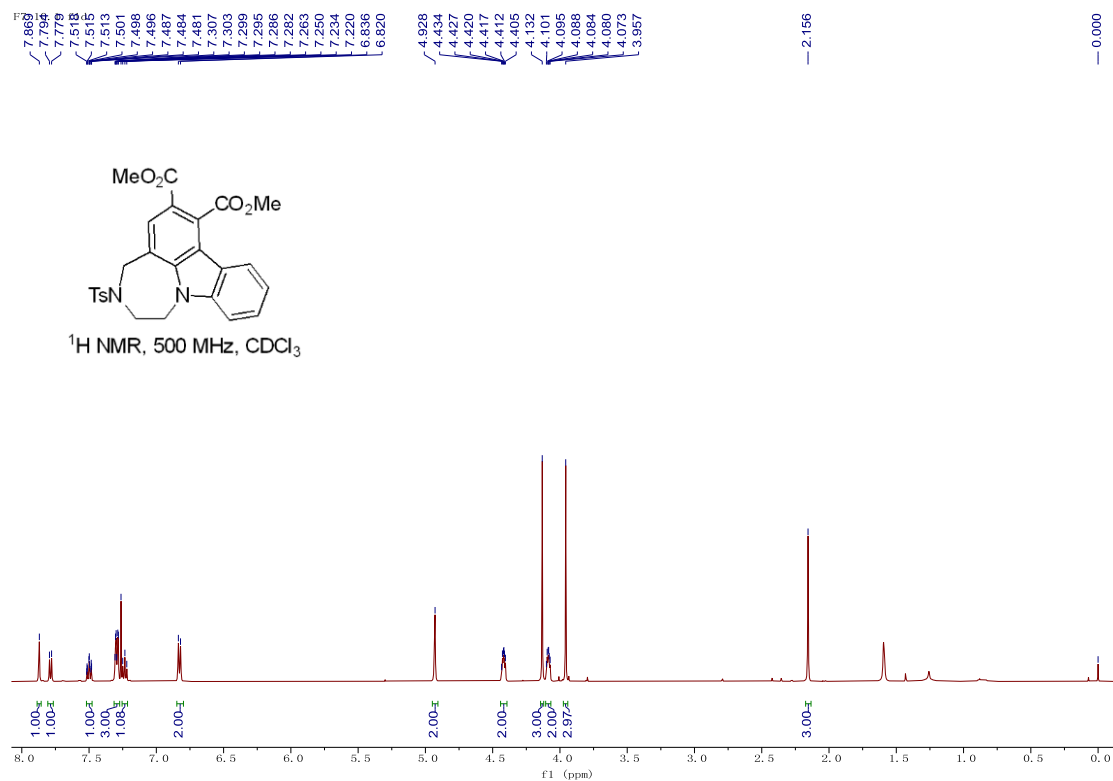
$^1\text{H NMR}$ (500 MHz, CDCl_3 , TMS) δ 7.87 (s, 1H), 7.79 (d, $J = 7.5$ Hz, 1H), 7.52-7.48 (m, 1H), 7.31-7.28 (m, 3H), 7.23 (t, $J = 8.0$ Hz, 1H), 6.83 (d, $J = 8.0$ Hz, 2H), 4.93 (s, 2H), 4.43-4.41 (m, 2H), 4.13 (s, 3H), 4.10-4.07 (m, 2H), 3.96 (s, 3H), 2.16 (s, 3H).

$^{13}\text{C NMR}$ (125 MHz, CDCl_3) δ 169.7, 166.3, 143.7, 142.3, 141.5, 135.5, 129.3, 129.2, 127.4, 126.8, 126.4, 121.6, 121.4, 121.1, 121.0, 120.6, 118.3, 109.2, 53.1, 52.6, 50.3, 49.5, 45.0, 21.4.

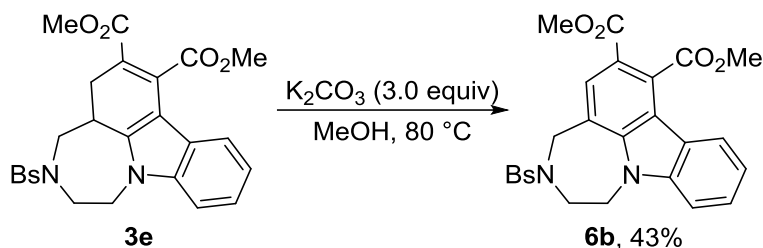
IR (KBr) ν (cm^{-1}): 1732, 1717, 1443, 1339, 1269, 1231, 1157, 1138, 745 cm^{-1} .

HRMS (ESI): calcd for C₂₆H₂₄N₂NaO₆S [M+Na]⁺: 515.12473, found: 515.12482.

MP: 195-198 °C.



Dimethyl 3-((4-bromophenyl)sulfonyl)-1,2,3,4-tetrahydro-[1,4]diazepino[6,7,1-*jk*]carbazole-6,7-dicarboxylate (6b)



The compound **6b** (white solid, 12.4 mg, 43% yield) was obtained following General Procedure C from **3e** (28.0 mg, 0.05 mmol, 1.0 equiv), after purification by flash column chromatography using petroleum ether/DCM/THF = 8/4/1 (R_f = 0.19) as eluent.

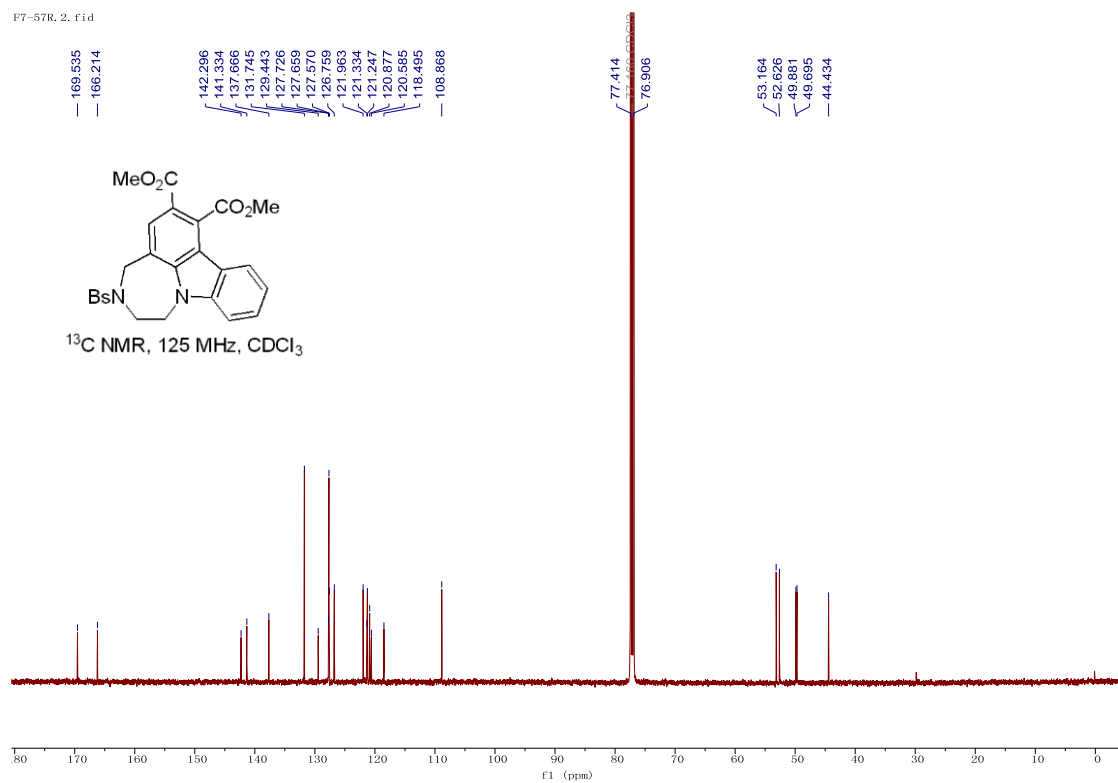
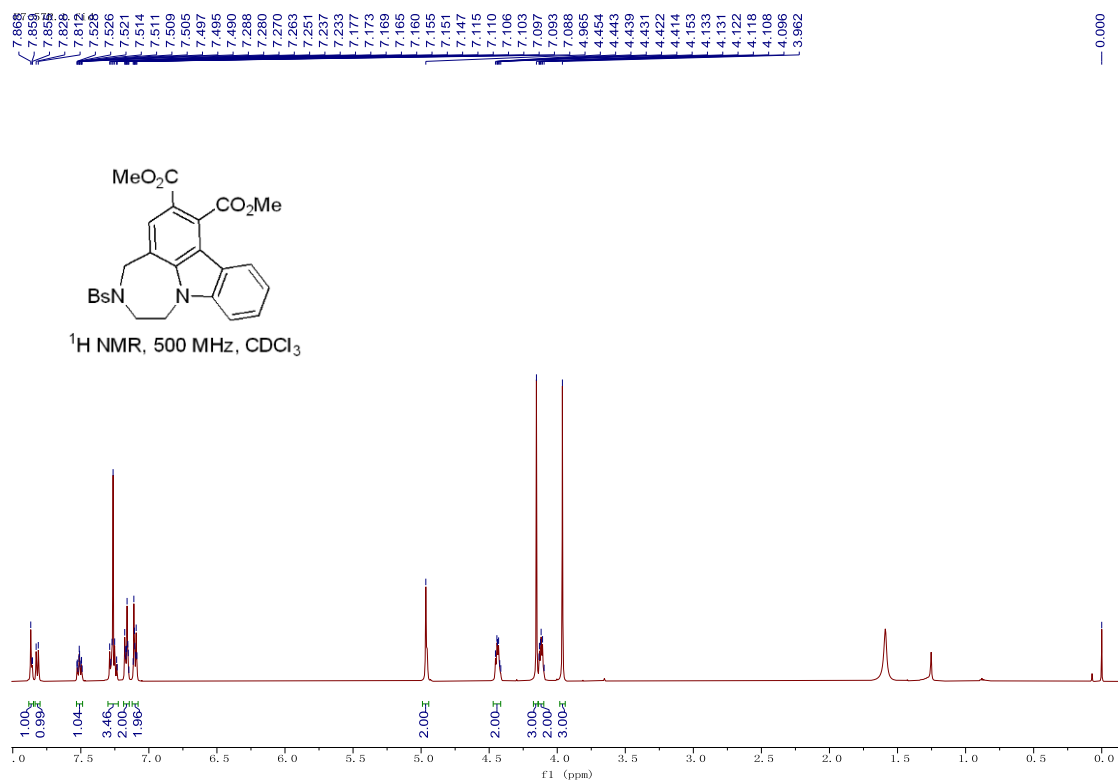
1H NMR (500 MHz, $CDCl_3$, TMS) δ 7.87-7.86 (m, 1H), 7.82 (d, J = 8.0 Hz, 1H), 7.53-7.49 (m, 1H), 7.29-7.23 (m, 2H), 7.18-7.15 (m, 2H), 7.12-7.09 (m, 2H), 4.97 (s, 2H), 4.45-4.41 (m, 2H), 4.15 (s, 3H), 4.13-4.10 (m, 2H), 3.96 (s, 3H).

^{13}C NMR (125 MHz, $CDCl_3$) δ 169.5, 166.2, 142.3, 141.3, 137.7, 131.7, 129.4, 127.73, 127.66, 127.57, 126.8, 122.0, 121.3, 121.2, 120.9, 120.6, 118.5, 108.9, 53.2, 52.6, 49.9, 49.7, 44.4.

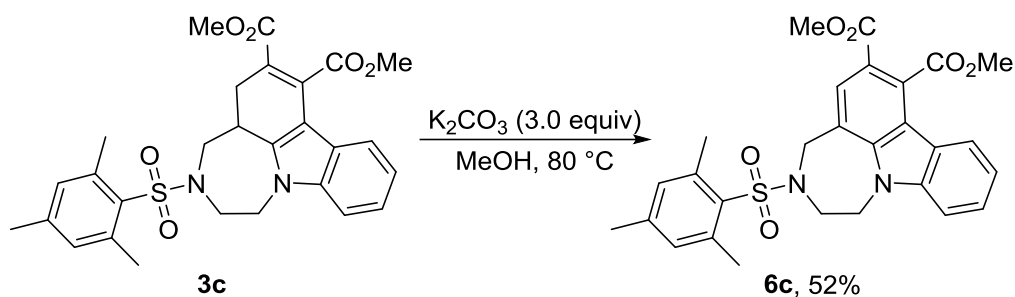
IR (KBr) ν (cm^{-1}): 1732, 1713, 1339, 1273, 1234, 1227, 1165, 752 cm^{-1} .

HRMS (ESI): calcd for $C_{25}H_{21}BrN_2NaO_6S$ $[M+Na]^+$: 579.01959, found: 579.01990.

MP: 197-200 °C.



dimethyl 3-(mesitylsulfonyl)-1,2,3,4-tetrahydro-[1,4]diazepino[6,7,1-*jk*]carbazole-6,7-dicarboxylate (6c)



The compound **6c** (white solid, 13.6 mg, 52% yield) was obtained following General Procedure C from **3c** (26.1 mg, 0.05 mmol, 1.0 equiv), after purification by flash column chromatography using petroleum ether/DCM/THF = 8/4/1 (R_f = 0.30) as eluent.

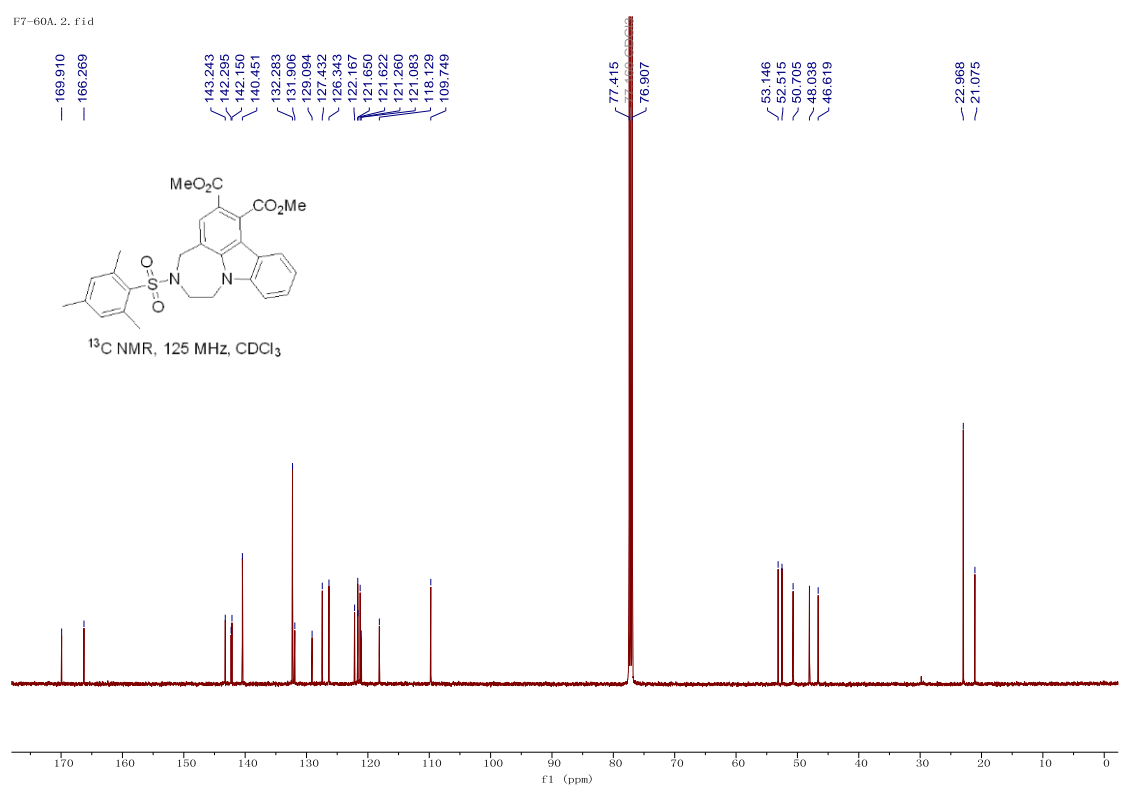
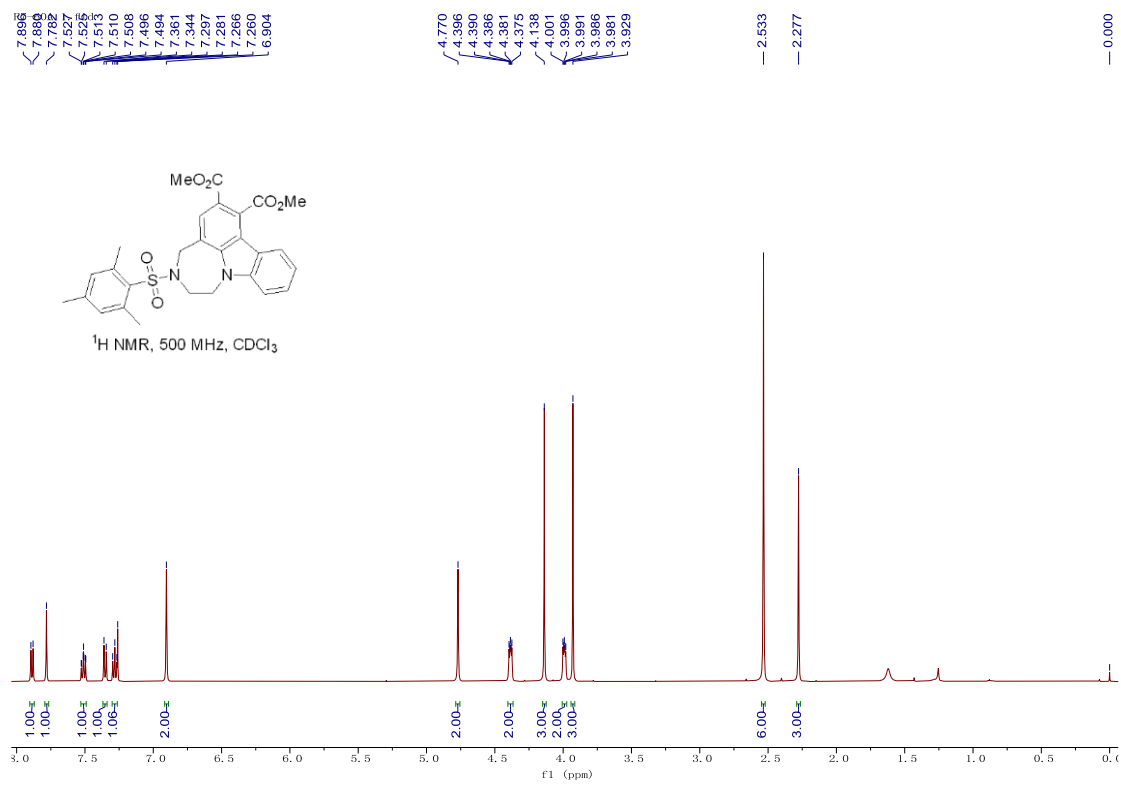
1H NMR (500 MHz, $CDCl_3$, TMS) δ 7.89 (d, J = 8.0 Hz, 1H), 7.78 (s, 1H), 7.53-7.49 (m, 1H), 7.35 (d, J = 8.5 Hz, 1H), 7.28 (t, J = 8.0 Hz, 1H), 6.90 (s, 2H), 4.77 (s, 2H), 4.40-4.38 (m, 2H), 4.14 (s, 3H), 4.00-3.98 (m, 2H), 3.93 (s, 3H), 2.53 (s, 6H), 2.28 (s, 3H).

^{13}C NMR (125 MHz, $CDCl_3$) δ 169.9, 166.3, 143.2, 142.3, 142.2, 140.5, 132.3, 131.9, 129.1, 127.4, 126.3, 122.2, 121.7, 121.6, 121.3, 121.1, 118.1, 109.7, 53.1, 52.5, 50.7, 48.0, 46.6, 23.0, 21.1.

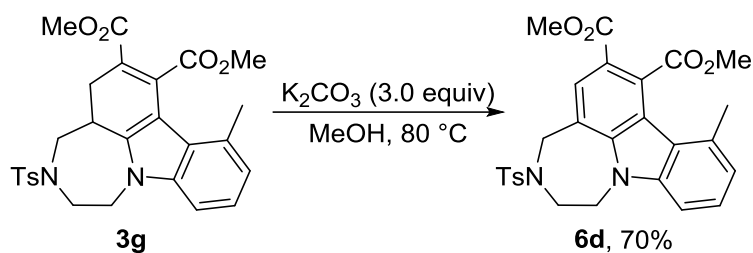
IR (KBr) ν (cm^{-1}): 1732, 1721, 1327, 1315, 1269, 1227, 1146, 741 cm^{-1} .

HRMS (ESI): calcd for $C_{28}H_{28}N_2NaO_6S$ $[M+Na]^+$: 543.15603, found: 543.15637.

MP: 210-212 °C.



dimethyl 8-methyl-3-tosyl-1,2,3,4-tetrahydro-[1,4]diazepino[6,7,1-*jk*]carbazole-6,7-dicarboxylate (6d)



The compound **6d** (white solid, 14.3 mg, 70% yield) was obtained following General Procedure C from **3g** (21.8 mg, 0.04 mmol, 1.0 equiv), after purification by flash column chromatography using petroleum ether/DCM/THF = 8/4/1 ($R_f = 0.27$) as eluent.

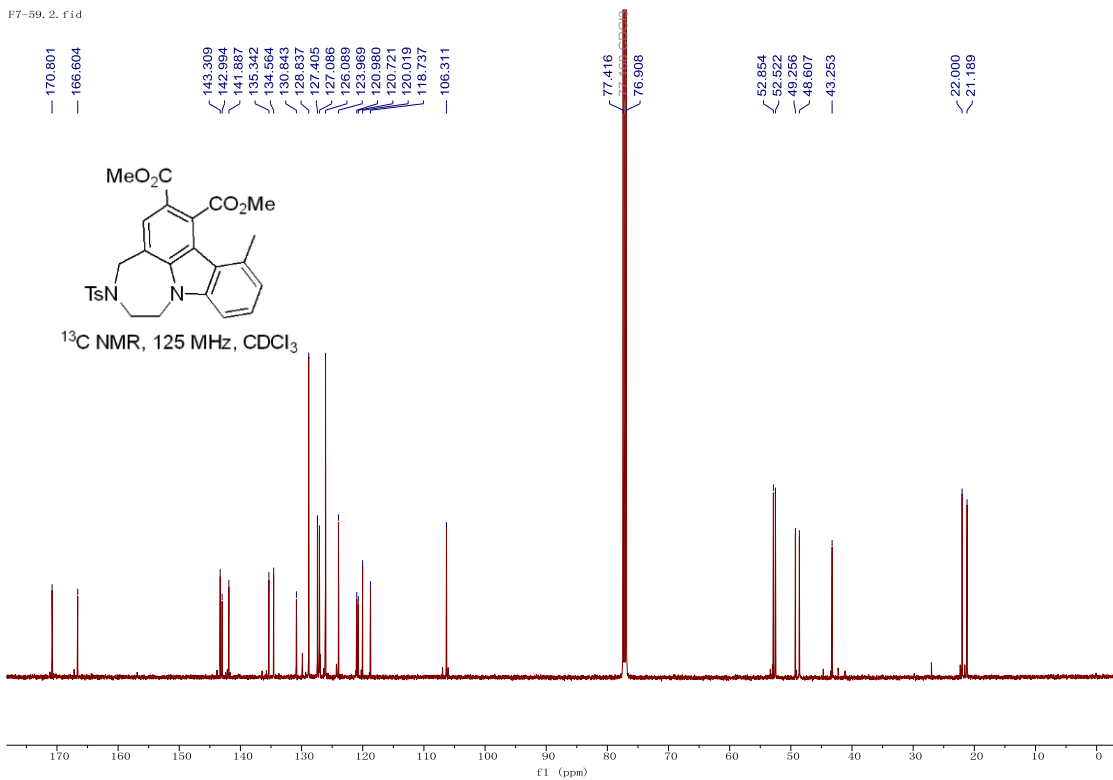
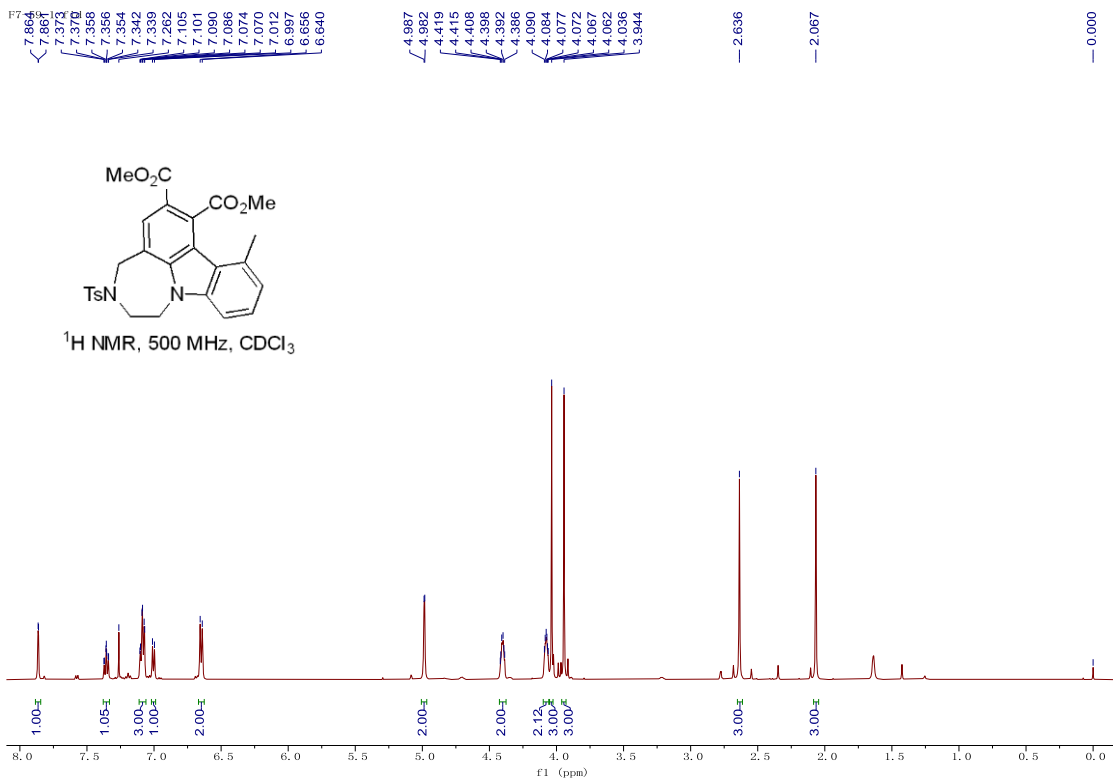
$^1\text{H NMR}$ (500 MHz, CDCl_3 , TMS) δ 7.86 (d, $J = 1.5$ Hz, 1H), 7.37-7.34 (m, 1H), 7.11-7.07 (m, 3H), 7.00 (d, $J = 7.5$ Hz, 1H), 6.65 (d, $J = 8.0$ Hz, 2H), 4.98 (d, $J = 2.5$ Hz, 2H), 4.42-4.39 (m, 2H), 4.09-4.06 (m, 2H), 4.04 (s, 3H), 3.94 (s, 3H), 2.64 (s, 3H), 2.07 (s, 3H).

$^{13}\text{C NMR}$ (125 MHz, CDCl_3) δ 170.8, 166.6, 143.3, 143.0, 141.9, 135.3, 134.6, 130.8, 128.8, 127.4, 127.1, 126.1, 124.0, 121.0, 120.7, 120.0, 118.7, 106.3, 52.9, 52.5, 49.3, 48.6, 43.3, 22.0, 21.2.

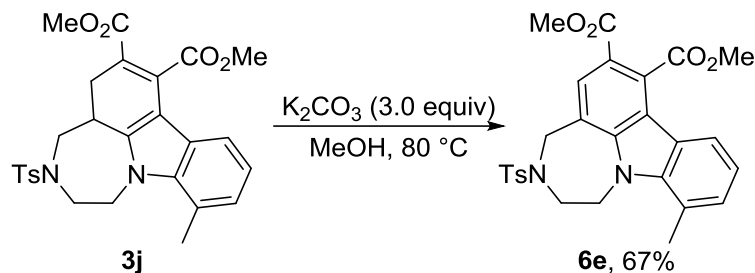
IR (KBr) ν (cm^{-1}): 1724, 1562, 1342, 1277, 1250, 1207, 1157, 787 cm^{-1} .

HRMS (ESI): calcd for $\text{C}_{27}\text{H}_{26}\text{N}_2\text{NaO}_6\text{S}$ $[\text{M}+\text{Na}]^+$: 529.14038, found: 529.14014.

MP: 157-160 $^\circ\text{C}$.



dimethyl 11-methyl-3-tosyl-1,2,3,4-tetrahydro-[1,4]diazepino[6,7,1-*jk*]carbazole-6,7-dicarboxylate (6e)



The compound **6e** (white solid, 10.2 mg, 67% yield) was obtained following General Procedure C from **3j** (15.2 mg, 0.03 mmol, 1.0 equiv), after purification by flash column chromatography using petroleum ether/DCM/THF = 8/4/1 ($R_f = 0.22$) as eluent.

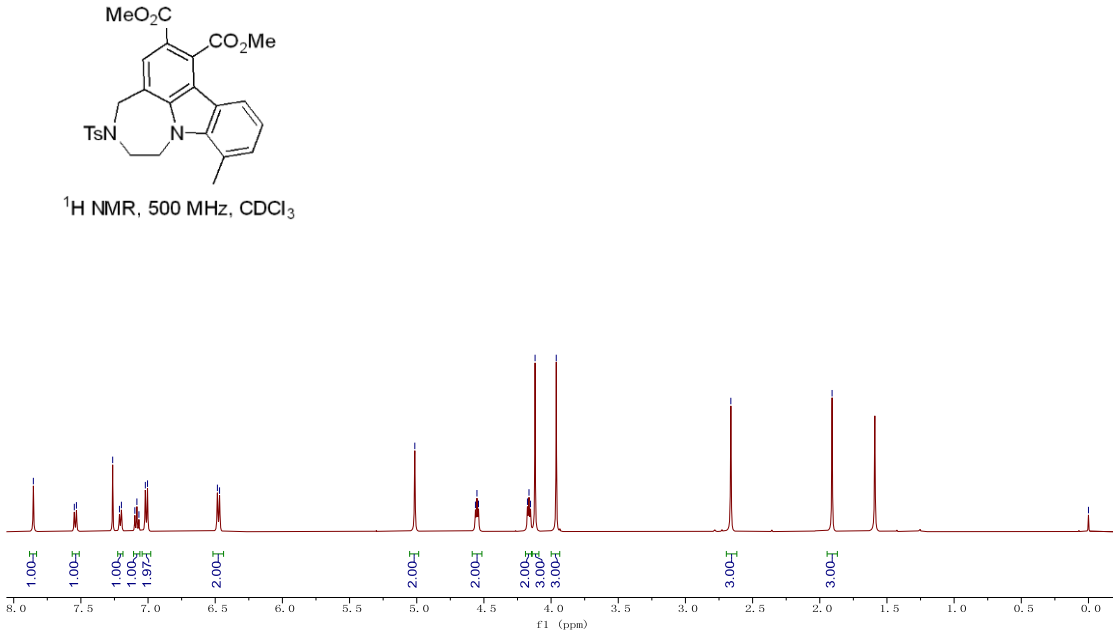
$^1\text{H NMR}$ (500 MHz, CDCl_3 , TMS) δ 7.85 (s, 1H), 7.54 (d, $J = 8.0$ Hz, 1H), 7.21 (d, $J = 8.0$ Hz, 1H), 7.08 (t, $J = 7.5$ Hz, 1H), 7.01 (d, $J = 8.0$ Hz, 2H), 6.48 (d, $J = 8.0$ Hz, 2H), 5.01 (s, 2H), 4.55 (t, $J = 5.5$ Hz, 2H), 4.16 (t, $J = 5.5$ Hz, 2H), 4.12 (s, 3H), 3.96 (s, 3H), 2.66 (s, 3H), 1.91 (s, 3H).

$^{13}\text{C NMR}$ (125 MHz, CDCl_3) δ 169.7, 166.3, 144.6, 143.4, 140.7, 135.4, 130.5, 129.2, 128.5, 127.1, 125.8, 122.4, 121.2, 121.0, 120.8, 120.5, 119.3, 118.8, 53.0, 52.6, 50.1, 48.4, 45.2, 21.1, 20.3.

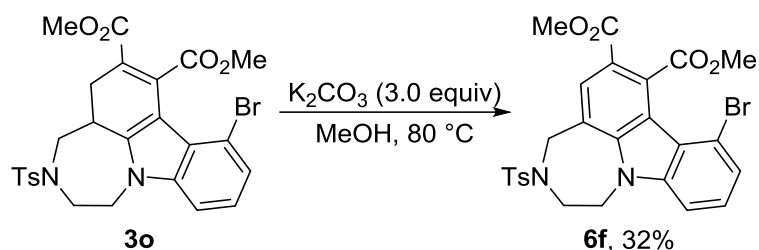
IR (KBr) ν (cm^{-1}): 1732, 1701, 1339, 1273, 1231, 1227, 1157, 798 cm^{-1} .

HRMS (ESI): calcd for $\text{C}_{27}\text{H}_{26}\text{N}_2\text{NaO}_6\text{S}$ $[\text{M}+\text{Na}]^+$: 529.14038, found: 529.14050.

MP: 192-195 $^\circ\text{C}$.



dimethyl 8-bromo-3-tosyl-1,2,3,4-tetrahydro-[1,4]diazepino[6,7,1-jk]carbazole-6,7-dicarboxylate (6f)



The compound **6f** (yellow solid, 9.1 mg, 32% yield) was obtained following General Procedure C from **3o** (28.7 mg, 0.05 mmol, 1.0 equiv), after purification by flash column chromatography using petroleum ether/DCM/THF = 8/4/1 (R_f = 0.18) as eluent.

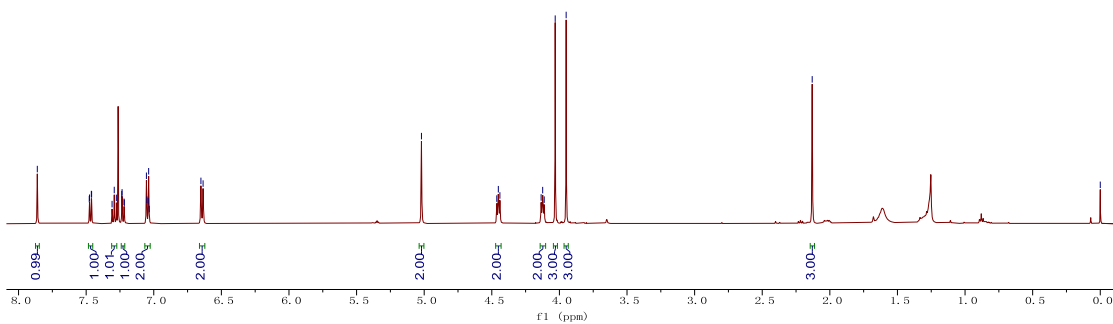
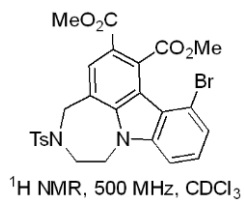
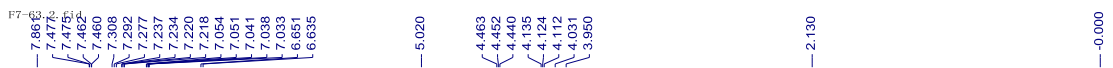
1H NMR (500 MHz, $CDCl_3$, TMS) δ 7.86 (s, 1H), 7.47 (dd, J = 7.5, 1.0 Hz, 1H), 7.29 (t, J = 8.0 Hz, 1H), 7.23 (dd, J = 8.5, 1.5 Hz, 1H), 7.05 (dt, J = 8.0, 1.5 Hz, 2H), 6.64 (d, J = 8.0 Hz, 2H), 5.02 (s, 2H), 4.45 (t, J = 6.0 Hz, 2H), 4.12 (t, J = 6.0 Hz, 2H), 4.03 (s, 3H), 3.95 (s, 3H), 2.13 (s, 3H).

^{13}C NMR (125 MHz, $CDCl_3$) δ 169.4, 166.8, 143.8, 142.85, 142.78, 135.3, 131.0, 128.9, 128.3, 127.6, 127.0, 126.0, 121.6, 120.5, 120.4, 119.0, 116.9, 107.7, 52.9, 52.7, 49.1, 48.4, 43.5, 21.4.

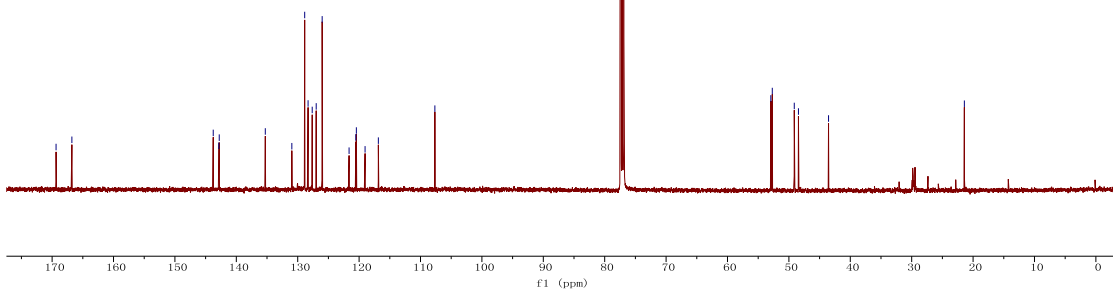
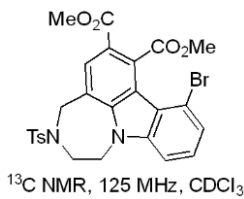
IR (KBr) ν (cm^{-1}): 1732, 1574, 1431, 1342, 1277, 1219, 1157, 914, 783 cm^{-1} .

HRMS (ESI): calcd for $C_{26}H_{23}BrN_2NaO_6S$ $[M+Na]^+$: 593.03524, found: 593.03552.

MP: 187-190 °C.

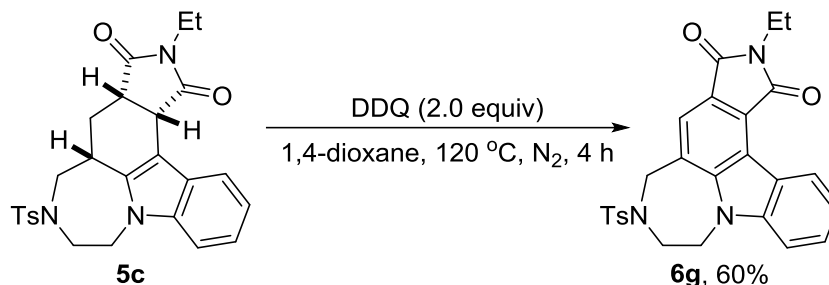


F7-63.3.fid



5.2 The Synthesis of 6g-h

2-ethyl-6-tosyl-5,6,7,8-tetrahydro-1*H*-[1,4]diazepino[1,7,6-*lm*]pyrrolo[3,4-*c*]carbazole-1,3(2*H*)-dione (6g)



Under nitrogen atmosphere, 1,4-dioxane (1.0 mL) was added to a mixture of **5c** (37.7 mg, 0.08 mmol, 1.0 equiv) and DDQ (35.9 mg, 0.16 mmol, 2.0 equiv). Then the reaction was stirred at 120 °C for 4 h. The mixture was concentrated under vacuum and purified by flash column chromatography using petroleum ether/DCM/THF = 8/4/1 (R_f = 0.25) as eluent to give the desired product **6g** (yellow solid, 22.6 mg, 60% yield).

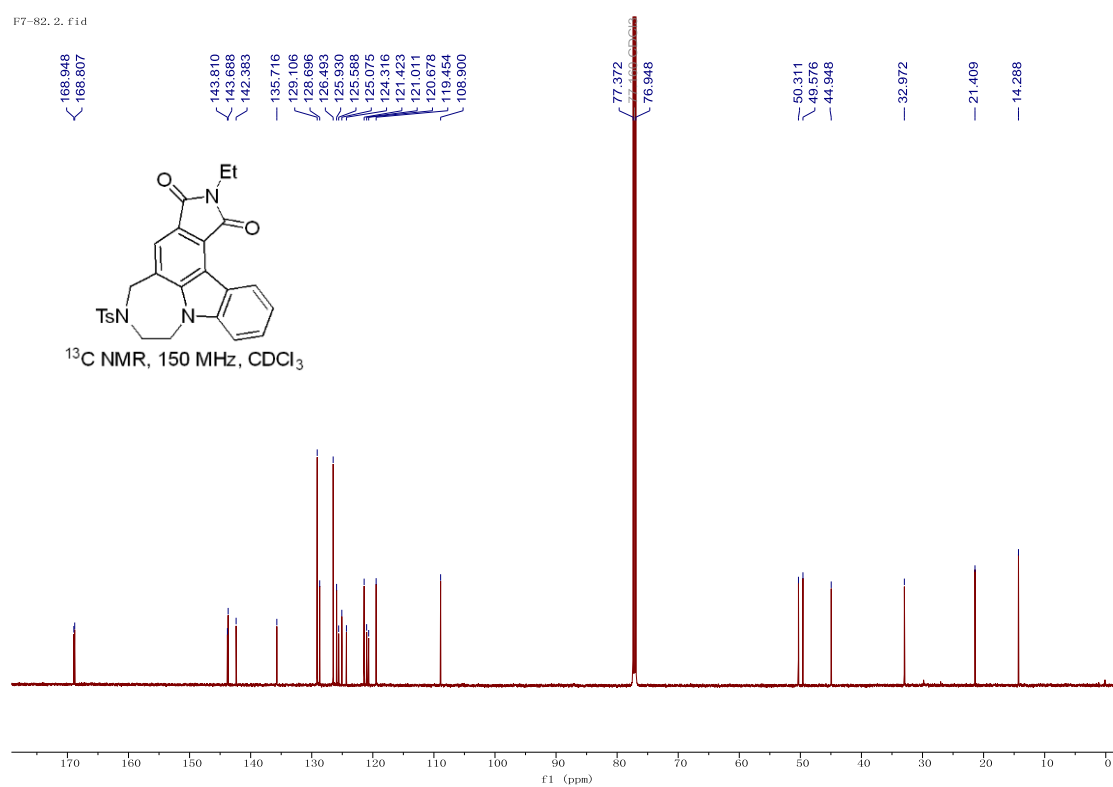
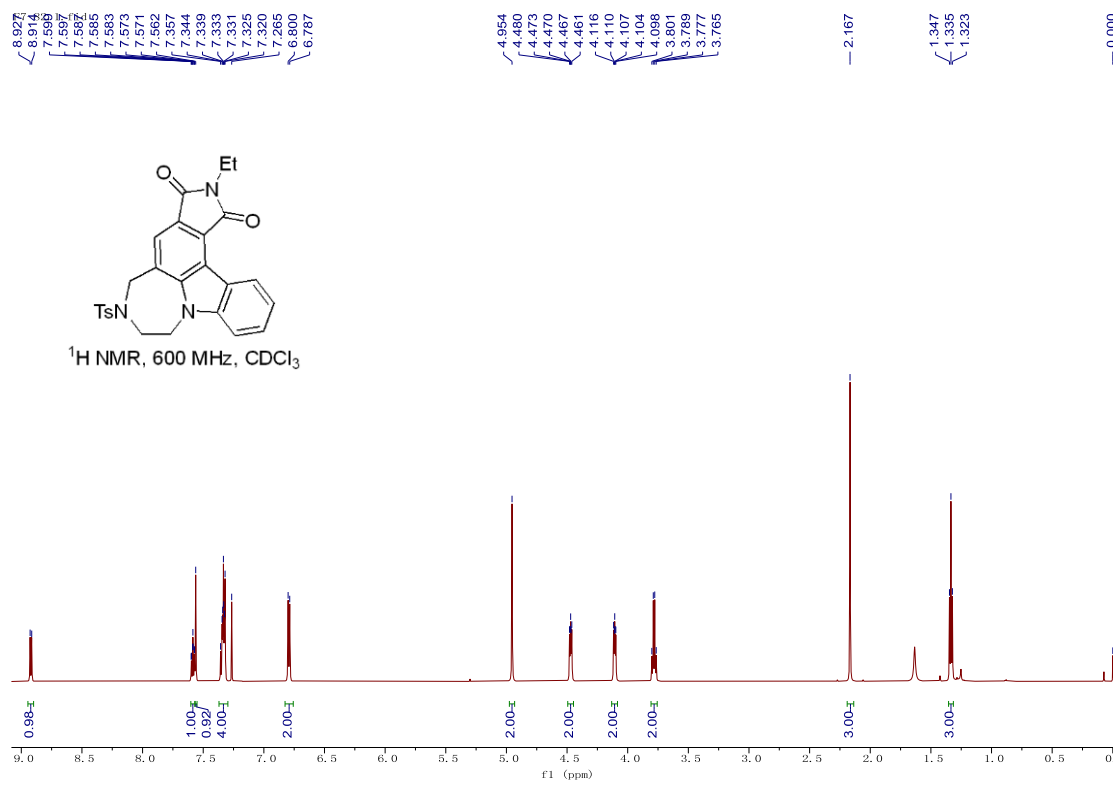
¹H NMR (600 MHz, CDCl₃, TMS) δ 8.92 (d, J = 7.8 Hz, 1H), 7.60-7.57 (m, 1H), 7.56 (s, 1H), 7.36-7.32 (m, 4H), 6.79 (d, J = 7.8 Hz, 2H), 4.95 (s, 2H), 4.48-4.46 (m, 2H), 4.12-4.10 (m, 2H), 3.78 (q, J = 7.2 Hz, 2H), 2.17 (s, 3H), 1.34 (t, J = 7.2 Hz, 3H).

¹³C NMR (150 MHz, CDCl₃) δ 168.9, 168.8, 143.8, 143.7, 142.4, 135.7, 129.1, 128.7, 126.5, 125.9, 125.6, 125.1, 124.3, 121.4, 121.0, 120.7, 119.5, 108.9, 50.3, 49.6, 44.9, 33.0, 21.4, 14.3.

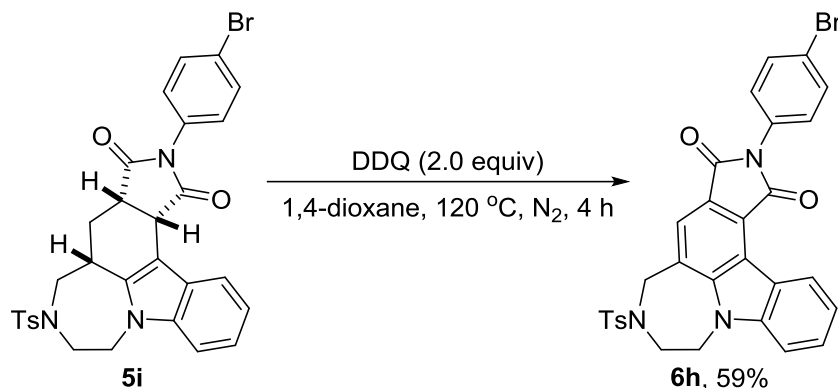
IR (KBr) ν (cm⁻¹): 1759, 1705, 1447, 1396, 1350, 1165, 748 cm⁻¹.

HRMS (ESI): calcd for C₂₆H₂₃N₃NaO₄S [M+Na]⁺: 496.13015, found: 496.13007.

MP: 214-216 °C.



2-(4-bromophenyl)-6-tosyl-5,6,7,8-tetrahydro-1*H*-[1,4]diazepino[1,7,6-*lm*]pyrrolo[3,4-*c*]carbazole-1,3(2*H*)-dione (6h)



Under nitrogen atmosphere, 1,4-dioxane (1.0 mL) was added to a mixture of **5i** (30.0 mg, 0.05 mmol, 1.0 equiv) and DDQ (22.7 mg, 0.10 mmol, 2.0 equiv). Then the reaction was stirred at 120 °C for 4 h. The mixture was concentrated under vacuum and purified by flash column chromatography using petroleum ether/DCM/THF = 8/4/1 ($R_f = 0.25$) as eluent to give the desired product **6h** (yellow solid, 17.6 mg, 59% yield).

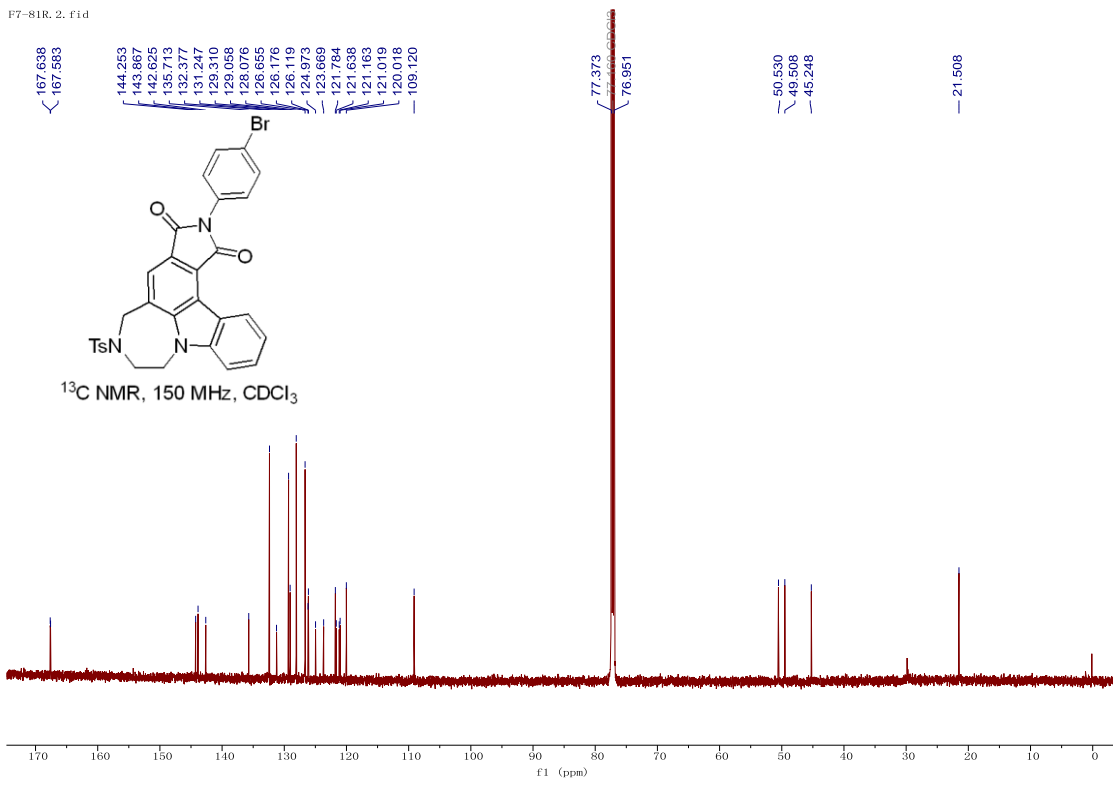
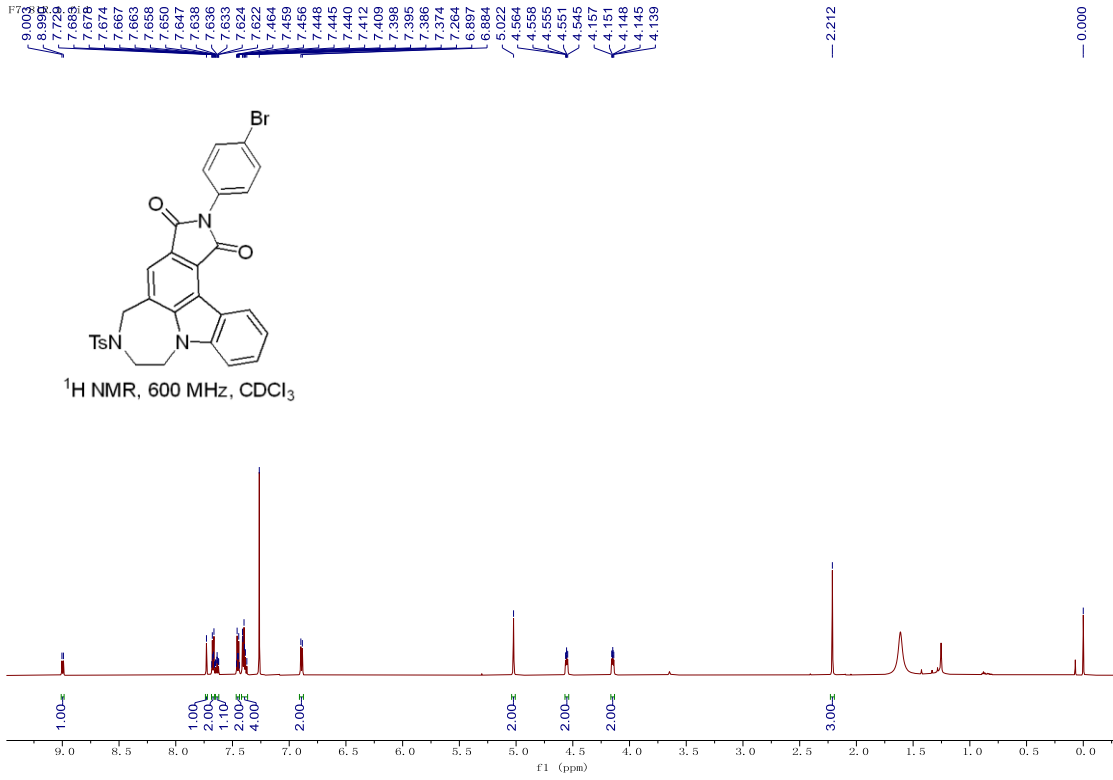
¹H NMR (600 MHz, CDCl₃, TMS) δ 9.00 (d, $J = 7.8$ Hz, 1H), 7.73 (s, 1H), 7.67 (dt, $J = 9.0, 3.0$ Hz, 2H), 7.65-7.62 (m, 1H), 7.45 (dt, $J = 8.4, 3.0$ Hz, 2H), 7.41-7.37 (m, 4H), 6.89 (d, $J = 7.8$ Hz, 2H), 5.02 (s, 2H), 4.56-4.55 (m, 2H), 4.16-4.14 (m, 2H), 2.21 (s, 3H).

¹³C NMR (150 MHz, CDCl₃) δ 167.64, 167.58, 144.3, 143.9, 142.6, 135.7, 132.4, 131.2, 129.3, 129.1, 128.1, 126.7, 126.2, 126.1, 125.0, 123.7, 121.8, 121.6, 121.2, 121.0, 120.0, 109.1, 50.5, 49.5, 45.2, 21.5.

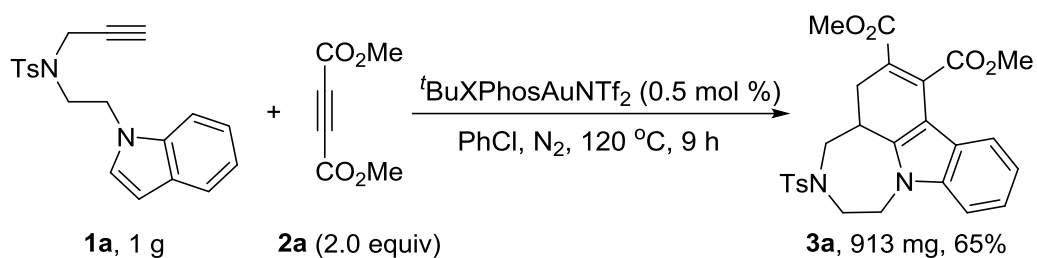
IR (KBr) ν (cm⁻¹): 1767, 1709, 1489, 1366, 1350, 1342, 1161, 748 cm⁻¹.

HRMS (ESI): calcd for C₃₀H₂₃BrN₃O₄S [M+H]⁺: 600.05872, found: 600.05908.

MP: 260-264 °C.



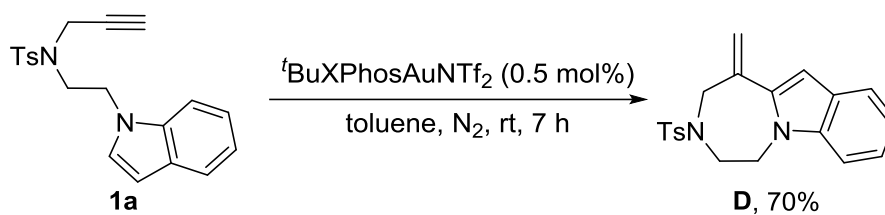
6. Scale-up Reaction Procedure



Under nitrogen atmosphere, anhydrous PhCl (30.0 mL) was added to a sealed tube which equipped with **1a** (1 g, 2.8 mmol, 1.0 equiv), **2a** (795.8 mg, 5.6 mmol, 2.0 equiv) and [^tBuXPhosAuNTf₂] (12.6 mg, 0.5 mol%). The mixture was stirred at 120 °C and was complete as monitored by TLC. The mixture was concentrated under vacuum and purified by flash column chromatography using petroleum ether/DCM/THF = 8/4/1 (R_f = 0.20) as eluent to afford **3a** (yellow solid, 913 mg, 65% yield).

7. Control Experiments

1-methylene-3-tosyl-2,3,4,5-tetrahydro-1*H*-[1,4]diazepino[1,7-*a*]indole (**D**)



Under nitrogen atmosphere, anhydrous toluene (3.0 mL) was added to a sealed tube which equipped with the **1a** (176.2 mg, 0.5 mmol, 1.0 equiv) and [$t\text{BuXPhosAuNTf}_2$] (2.25 mg, 0.5 mol%). The mixture was stirred at room temperature for 7 h. The mixture was concentrated under vacuum and purified by flash column chromatography using petroleum ether/EtOAc = 8/1 (R_f = 0.20) as eluent to afford **D** (yellow solid, 121.0 mg, 70% yield).

^1H NMR (600 MHz, CDCl_3 , TMS) δ 7.56 (d, J = 8.4 Hz, 2H), 7.43 (d, J = 7.8 Hz, 1H), 7.12-7.09 (m, 4H), 7.01-6.97 (m, 1H), 6.37 (s, 1H), 5.50 (s, 1H), 5.29 (s, 1H), 4.11-4.10 (m, 2H), 4.07 (s, 2H), 3.63-3.62 (m, 2H), 2.28 (s, 3H).

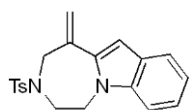
^{13}C NMR (150 MHz, CDCl_3) δ 143.7, 140.9, 137.7, 136.3, 135.9, 129.8, 127.8, 127.2, 122.2, 120.8, 120.1, 119.5, 109.0, 102.0, 52.8, 48.7, 44.9, 21.6.

IR (KBr) ν (cm^{-1}): 1631, 1621, 1596, 1352, 1339, 1326, 1163, 1111, 794, 775, 740 cm^{-1} .

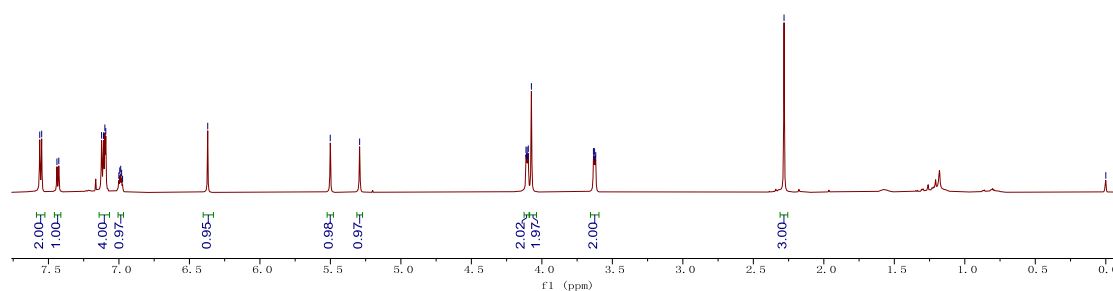
HRMS (ESI): calcd for $\text{C}_{20}\text{H}_{21}\text{N}_2\text{O}_2\text{S}$ [$\text{M}+\text{H}$] $^+$: 353.13183, found: 353.13174.

MP: 143-145 $^\circ\text{C}$.

7.5627, 7.5489, 7.5407, 7.427, 7.123, 7.110, 7.093, 7.001, 6.994, 6.987, 6.981, 6.974, 6.370, 5.501, 5.293, 4.113, 4.109, 4.105, 4.100, 4.096, 4.074, 3.634, 3.631, 3.626, 3.621, 3.616, 2.282, -0.000

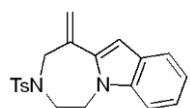


¹H NMR, 600 MHz, CDCl₃

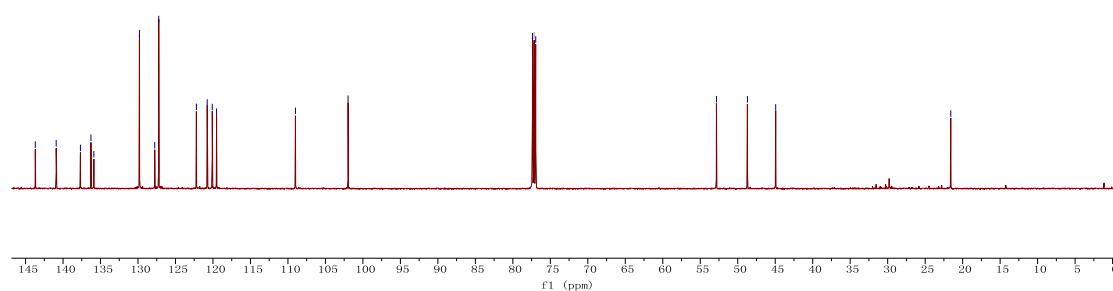


F6-190.2.fid

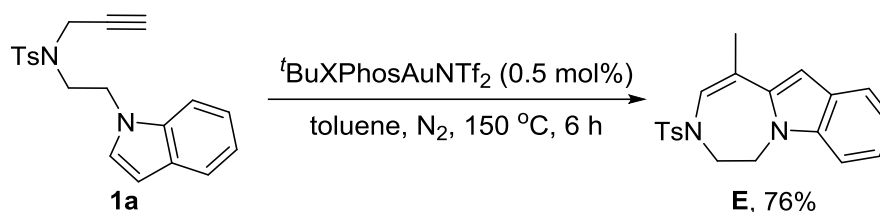
143.702, 140.914, 137.683, 136.279, 135.888, 129.810, 127.768, 127.234, 122.216, 120.771, 120.096, 119.522, 108.999, 101.981, 77.374, 77.163, 76.950, 52.839, 48.710, 44.938, 21.563



¹³C NMR, 150 MHz, CDCl₃



1-methyl-3-tosyl-4,5-dihydro-3H-[1,4]diazepino[1,7-a]indole (**E**)



Under nitrogen atmosphere, anhydrous toluene (3.0 mL) was added to a sealed tube which equipped with the **1a** (176.2 mg, 0.5 mmol, 1.0 equiv) and [^tBuXPhosAuNTf₂] (2.25 mg, 0.5 mol%). The mixture was stirred at 150 °C for 6 h. The mixture was concentrated under vacuum and purified by flash column chromatography using petroleum ether/EtOAc = 15/1 (*R_f* = 0.26) as eluent to afford **E** (red solid, 133.4 mg, 76% yield).

¹H NMR (500 MHz, CDCl₃, TMS) δ 7.71 (dt, *J* = 8.5, 2.0 Hz, 2H), 7.54 (dt, *J* = 8.0, 1.0 Hz, 1H), 7.30 (d, *J* = 8.0 Hz, 2H), 7.18-7.14 (m, 2H), 7.07-7.04 (m, 1H), 6.80 (d, *J* = 1.0 Hz, 1H), 6.47 (s, 1H), 4.15-4.13 (m, 2H), 3.92-3.91 (m, 2H), 2.40 (s, 3H), 2.18 (d, *J* = 1.0 Hz, 3H).

¹³C NMR (125 MHz, CDCl₃) δ 144.4, 137.5, 135.8, 130.2, 127.5, 127.0, 122.1, 121.4, 120.7, 119.9, 108.7, 108.4, 102.1, 47.4, 44.9, 22.2, 21.7.

IR (KBr) ν (cm⁻¹): 1636, 1366, 1335, 1165, 1107, 1053, 918, 664 cm⁻¹.

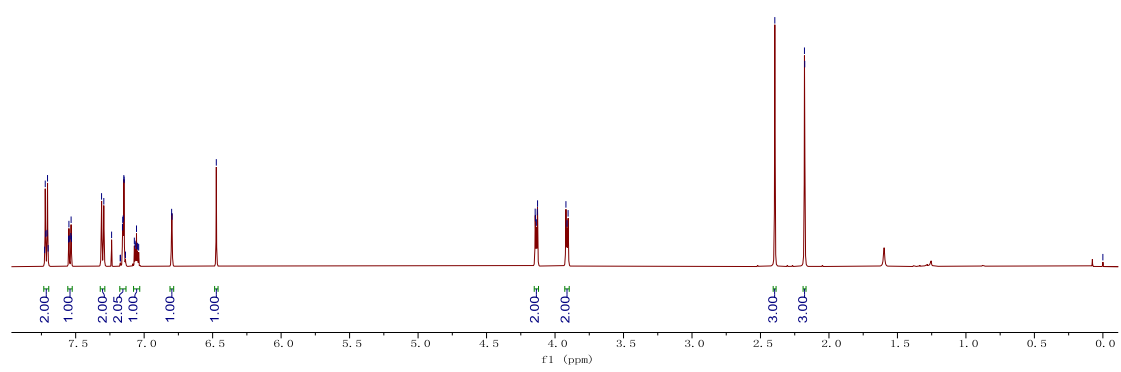
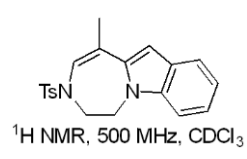
HRMS (ESI): calcd for C₂₀H₂₁N₂O₂S [M+H]⁺: 353.13183, found: 353.13162.

MP: 65-68 °C.

7.727
7.722
7.718
7.709
7.706
7.704
7.551
7.549
7.535
7.533
7.531
7.511
7.505
7.475
7.473
7.158
7.153
7.153
7.148
7.146
7.136
7.072
7.066
7.061
7.056
7.050
7.046
7.040
6.799
6.796
6.473
4.145
4.143
4.136
4.130
4.128
3.920
3.912
3.905

-2.395
-2.179
-2.177

-0.000



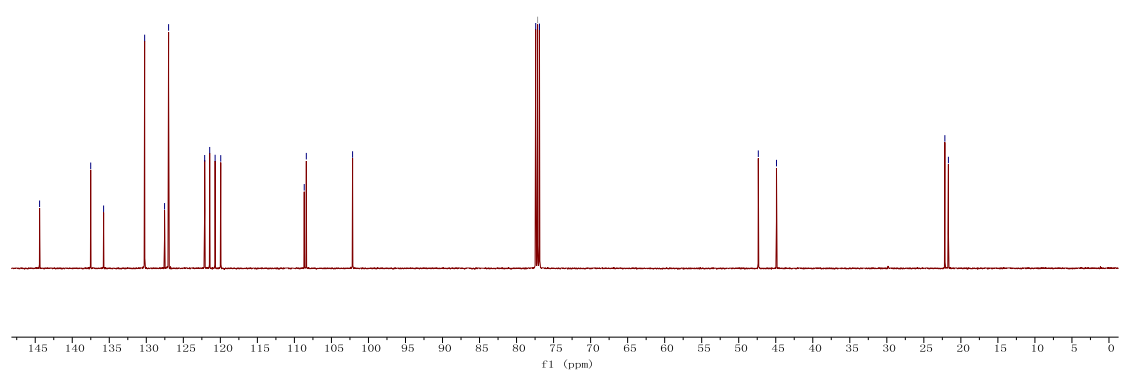
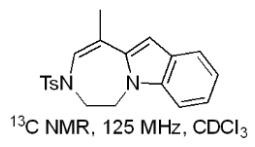
F7-100.2.f1d

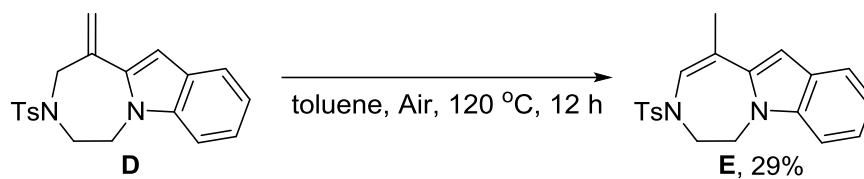
144.412
137.509
135.787
130.226
127.536
126.992
122.118
121.441
120.708
119.949
108.672
108.391
102.145

77.415
77.160 CDCl₃
76.907

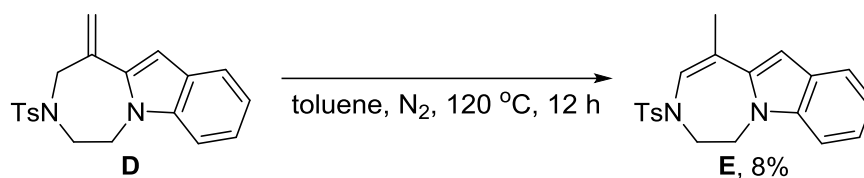
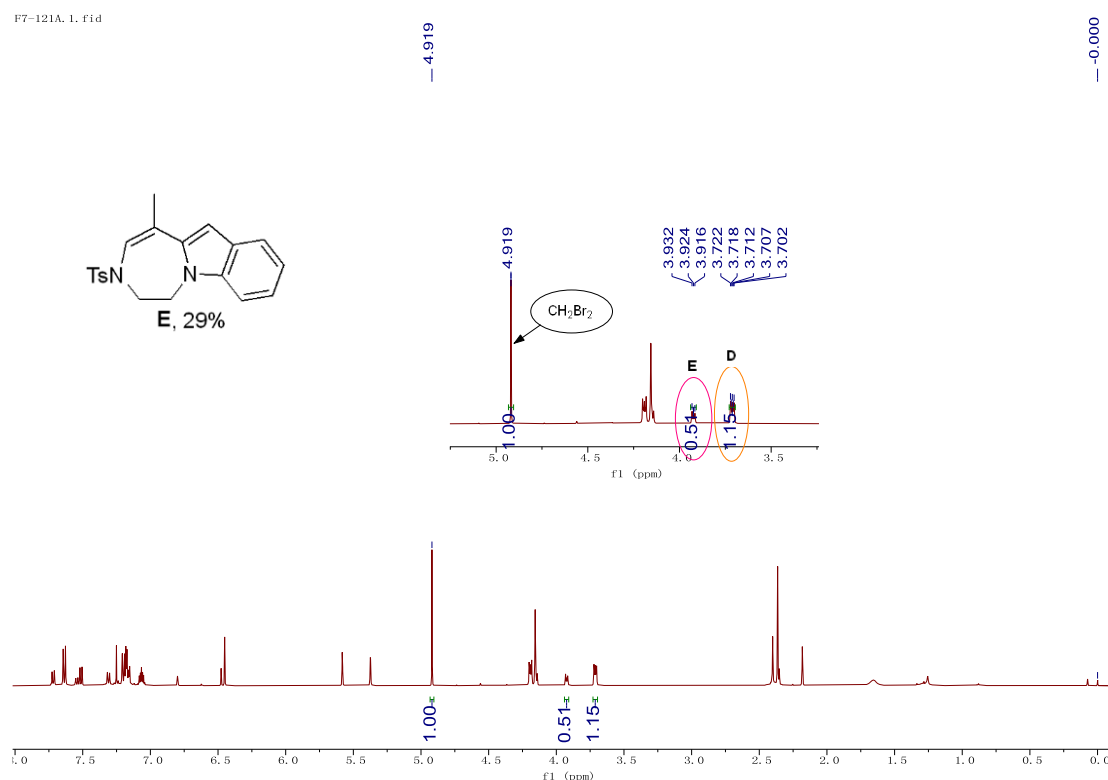
47.355
44.899

22.161
21.682

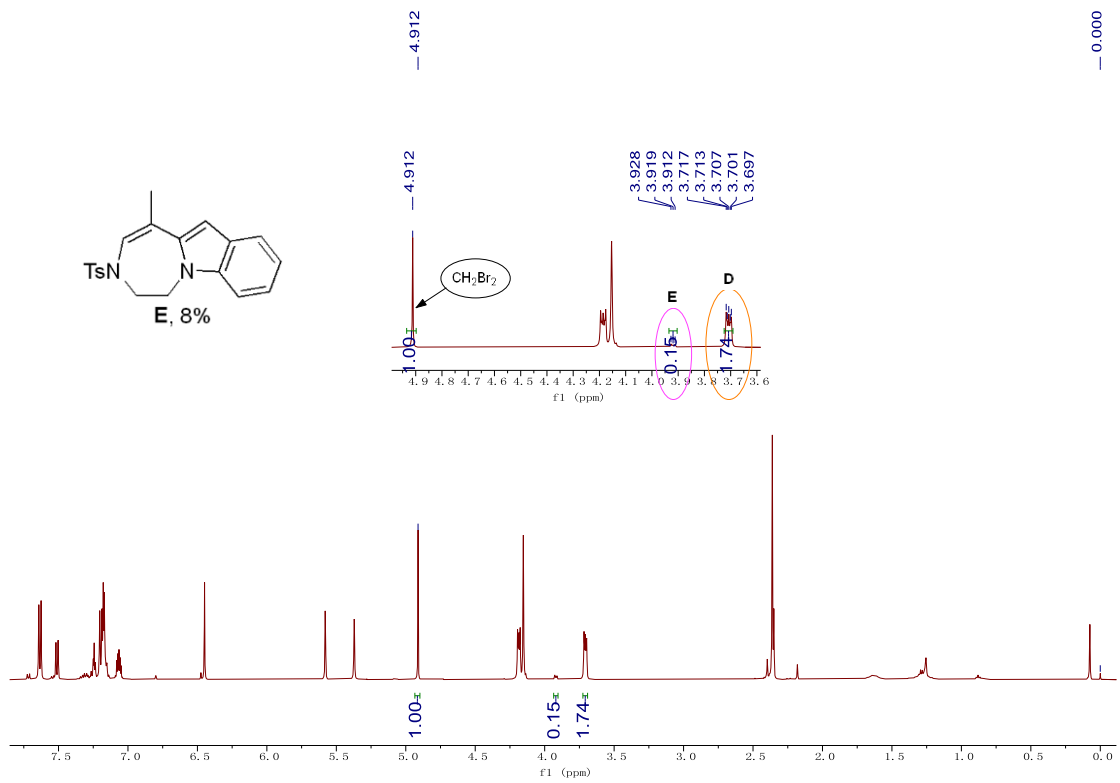




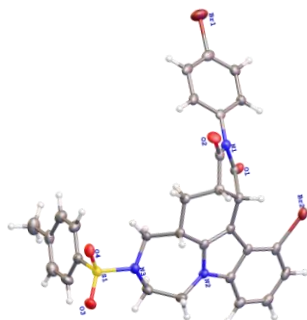
Under air atmosphere, a sealed tube was equipped with **D** (17.6 mg, 0.05 mmol, 1.0 equiv) and anhydrous toluene (1.0 mL). The mixture was stirred at 120 °C for 12 h. Then the mixture was concentrated under vacuum. The *in-situ* yield of product **E** was determined by ^1H NMR analysis by using CH_2Br_2 as an internal standard.



Under nitrogen atmosphere, anhydrous toluene (1.0 mL) was added to a sealed tube which equipped with **D** (17.6 mg, 0.05 mmol, 1.0 equiv). The mixture was stirred at 120 °C for 12 h. Then the mixture was concentrated under vacuum. The *in-situ* yield of product **E** was determined by ^1H NMR analysis by using CH_2Br_2 as an internal standard.



8. X-ray Crystal Data of Compound 5k.



The crystal data of **5k** have been deposited in CCDC with number 2281024.

Table 1 Crystal data and structure refinement for 5k.

Empirical formula	C ₃₀ H ₂₅ Br ₂ N ₃ O ₄ S
Formula weight	683.41
Temperature/K	170.00(10)
Crystal system	monoclinic
Space group	I2/a
a/Å	20.8975(8)
b/Å	9.0370(2)
c/Å	31.2449(14)
α/°	90
β/°	108.922(5)
γ/°	90
Volume/Å ³	5581.8(4)
Z	8
ρ _{calc} /cm ³	1.626
μ/mm ⁻¹	4.732
F(000)	2752.0
Crystal size/mm ³	0.15 × 0.12 × 0.09
Radiation	Cu Kα (λ = 1.54184)
2θ range for data collection/°	5.98 to 147.768
Index ranges	-25 ≤ h ≤ 25, -6 ≤ k ≤ 11, -36 ≤ l ≤ 38
Reflections collected	18816
Independent reflections	5534 [R _{int} = 0.1078, R _{sigma} = 0.1047]
Data/restraints/parameters	5534/0/362
Goodness-of-fit on F ²	1.026
Final R indexes [I ≥ 2σ (I)]	R ₁ = 0.0558, wR ₂ = 0.1267
Final R indexes [all data]	R ₁ = 0.0889, wR ₂ = 0.1434
Largest diff. peak/hole / e Å ⁻³	0.79/-0.82

Crystal Data for 5k: C₃₀H₂₅Br₂N₃O₄S (*M* = 683.41 g/mol): monoclinic, space group I2/a (no. 15), *a* = 20.8975(8) Å, *b* = 9.0370(2) Å, *c* = 31.2449(14) Å, *β* = 108.922(5)°, *V* = 5581.8(4) Å³, *Z* = 8, *T* = 170.00(10) K, *μ*(Cu Kα) = 4.732 mm⁻¹, *D*_{calc} = 1.626 g/cm³, 18816 reflections measured (5.98 ≤ 2 Θ ≤ 147.768), 5534 unique (*R*_{int} = 0.1078, *R*_{sigma} = 0.1047) which were used in all calculations. The final *R*₁ was 0.0558 (*I* > 2 σ (*I*)) and *wR*₂ was 0.1434 (all data).

9. References

- [1] A. A. Wilkinson, E. Jagu, K. Ubych, S. Coulthard, A. E. Rushton, J. Kennefick, Q. Su, R. K. Neely and P. Fernandez-Trillo, *ACS Cent. Sci.*, 2020, **6**, 525–534.
- [2] J.-M. Yang, M.-L. Yao, J.-C. Li, J.-K. Liu and B. Wu, *Org. Lett.*, 2022, **24**, 6505–6509.
- [3] M. Feofanov, D. I. Sharapa and V. Akhmetov, *Green Chem.*, 2022, **24**, 4761–4765.