

Supporting Information for:

# On the Nature of Inter-Anion Coinage Bonds

*Jiayao Li<sup>[a]</sup>, Qiuyan Feng<sup>[a]</sup>, Changwei Wang<sup>\*[a]</sup> and Yirong Mo<sup>\*[b]</sup>*

<sup>[a]</sup> Key Laboratory for Macromolecular Science of Shaanxi Province, School of Chemistry & Chemical Engineering, Shaanxi Normal University, Xi'an 710119, China.

<sup>[b]</sup> Department of Nanoscience, Joint School of Nanoscience and Nanoengineering, University of North Carolina at Greensboro, Greensboro, NC 27401, USA.

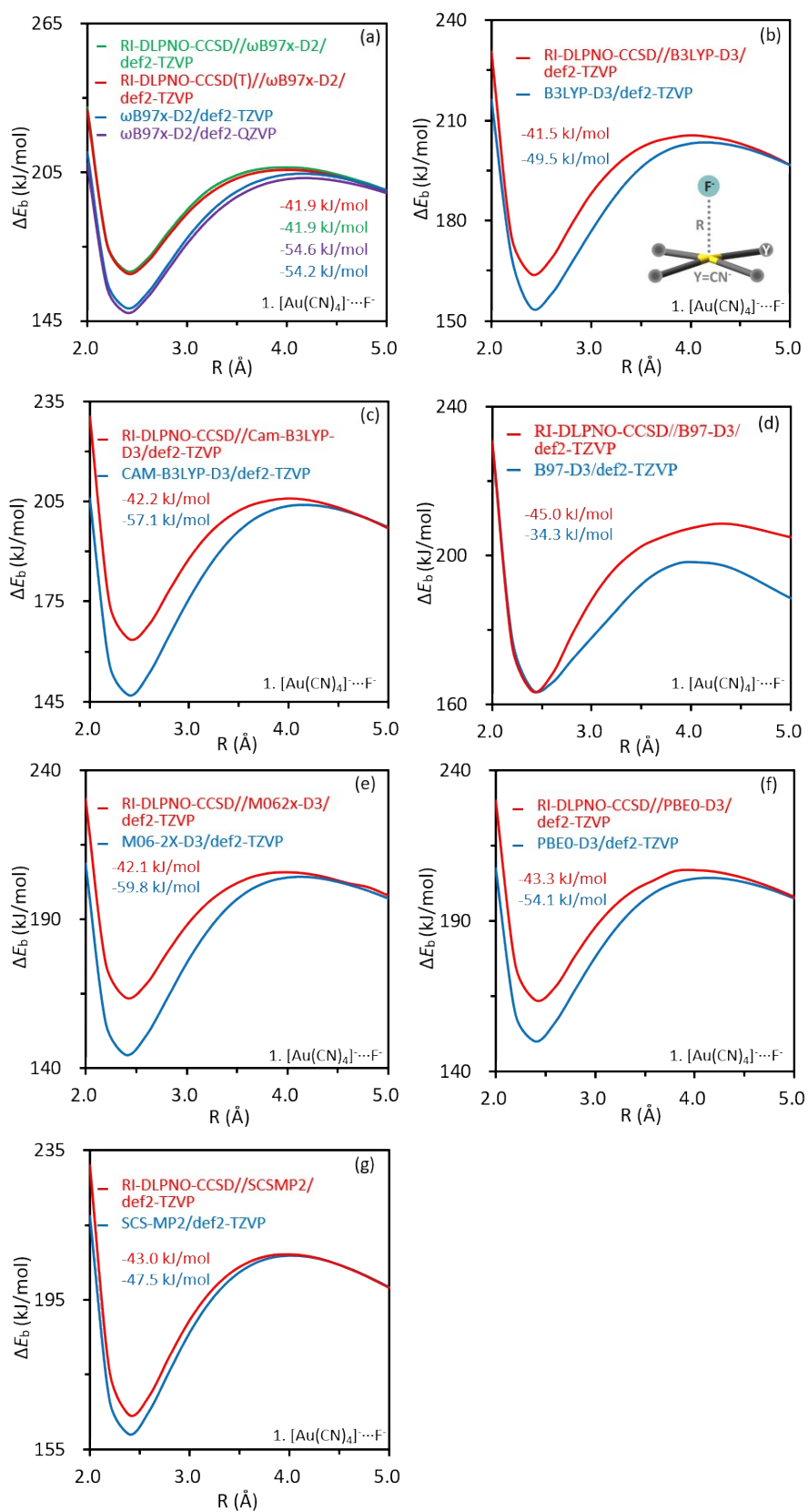
## AUTHOR INFORMATION

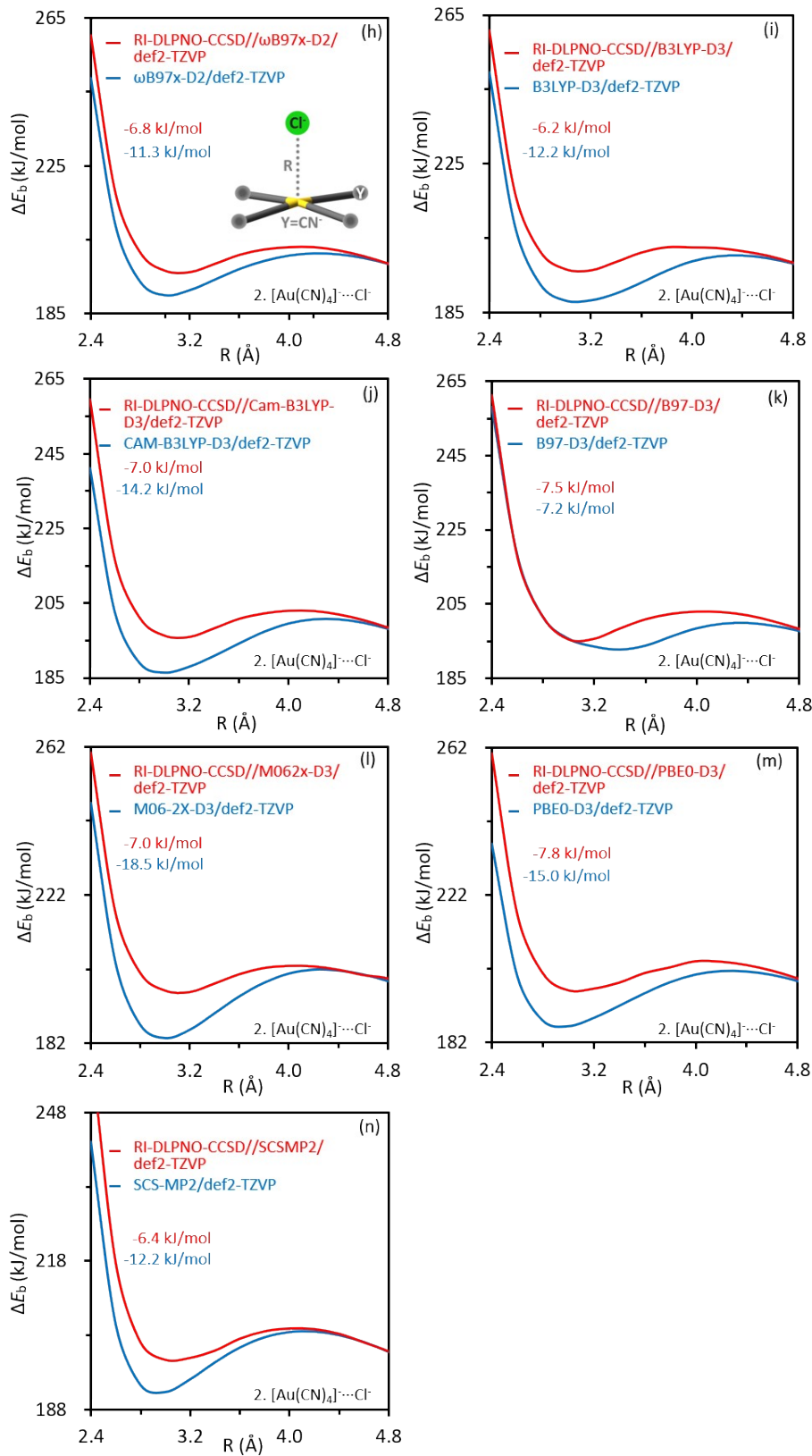
Corresponding Author

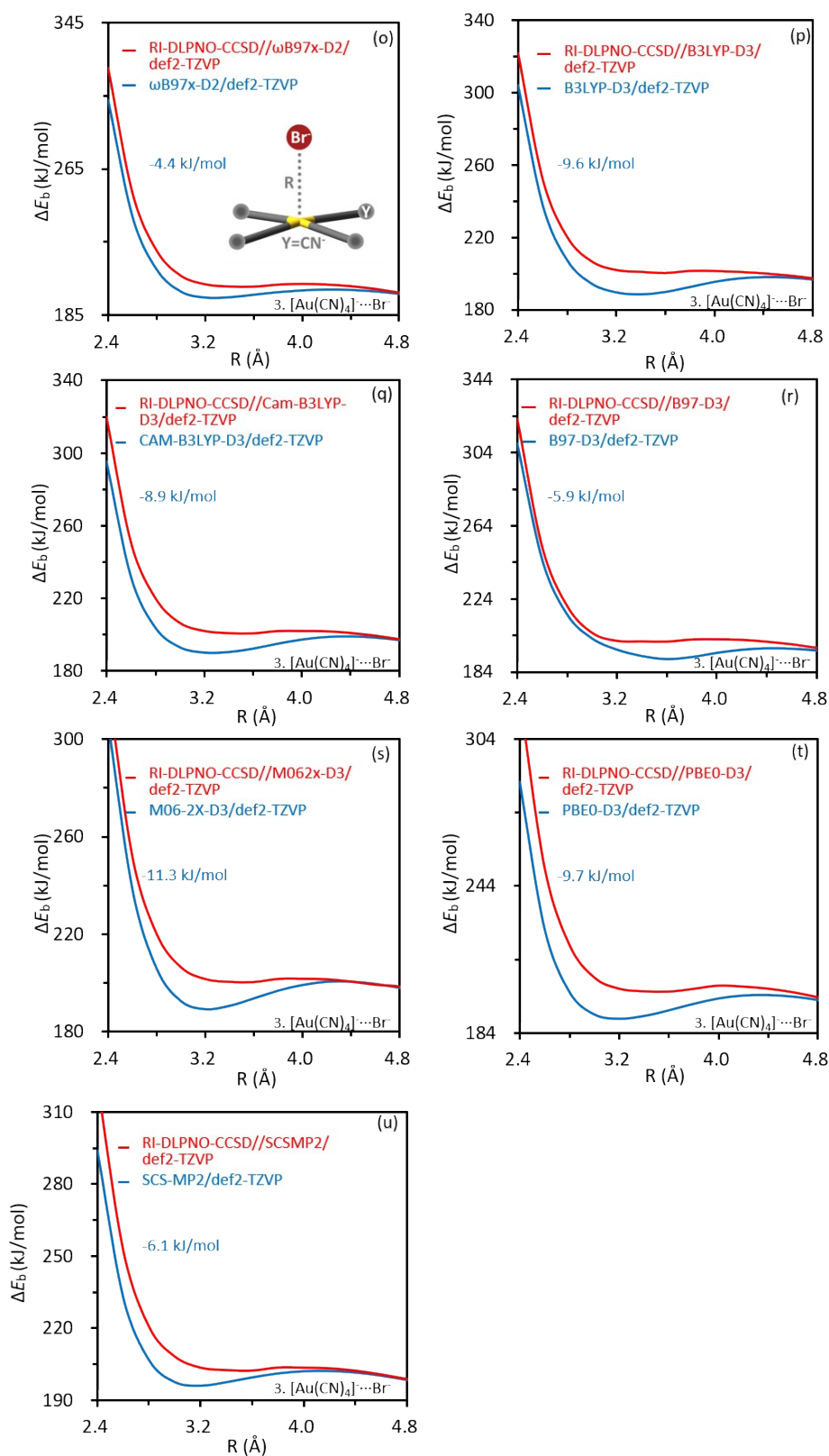
\* [snnu.changweiwang@snnu.edu.cn](mailto:snnu.changweiwang@snnu.edu.cn); [y\\_mo3@uncg.edu](mailto:y_mo3@uncg.edu).

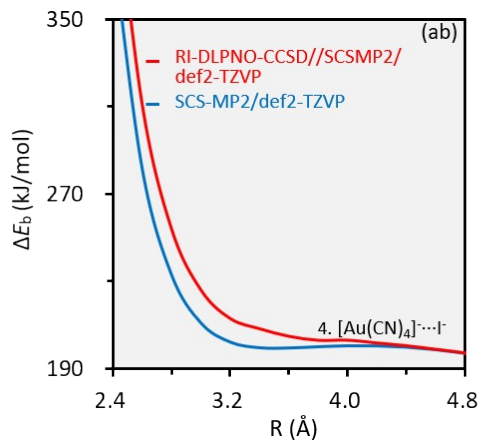
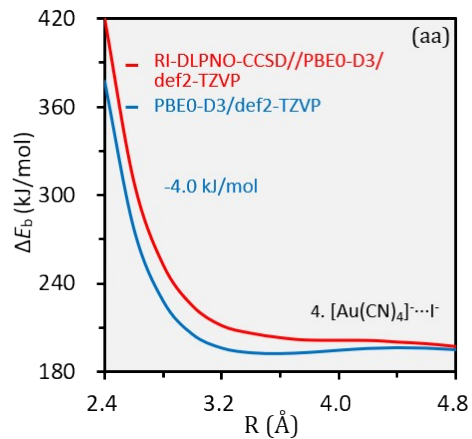
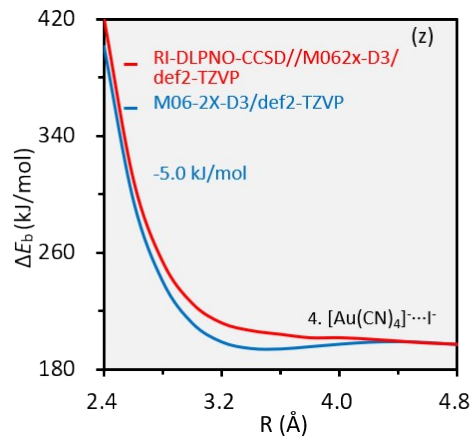
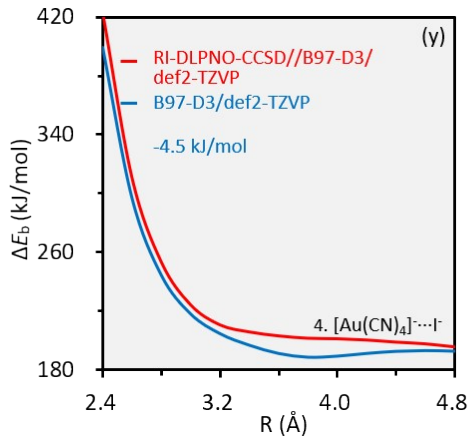
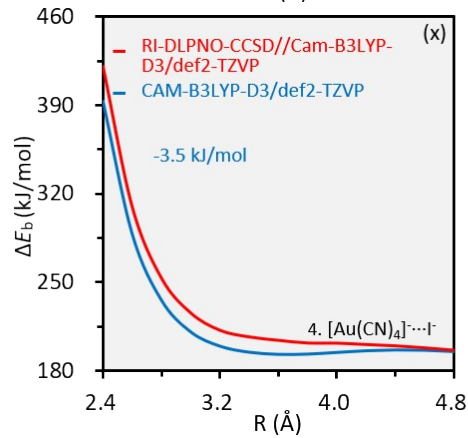
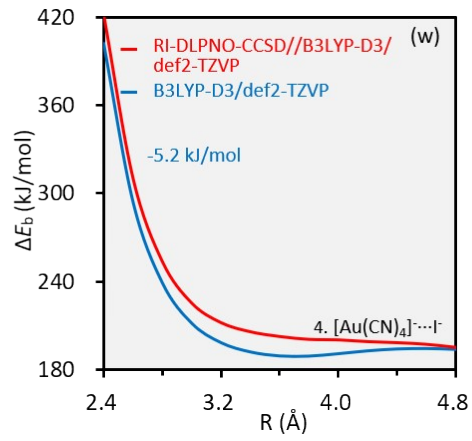
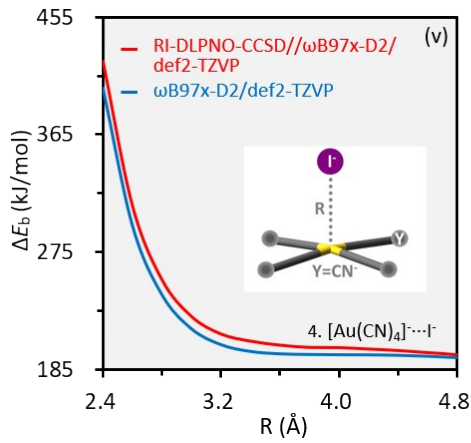
<b>Fig. S1.</b> Profiles of binding energy along the inter-anion distance for complexes <b>1-6</b> calculated at a series of theoretical levels. ....	6
<b>Fig. S2.</b> Profiles of binding energy along with the variation in inter-anion distance calculated at RI-DLPNO-CCSD// $\omega$ B97x-D2/def2-TZVP theoretical level. RI-DLPNO-CCSD//def2-QZVPP//SCS-MP2/def2-QZVP theoretical level (s) were also employed for complex $[\text{AuCl}_4]^- \cdots [\text{AuCl}_4]^-$ in order to confirm the absence of metastability. ....	12
<b>Fig. S3.</b> Evolutions of the inter-anion distance over time (after the 1500st fs) in the AIMD simulation, with the averaged value ( $R$ ), and the corresponding maximal and minimum deviations denoted. ....	13
<b>Fig. S4.</b> The electrostatic interaction along the inter-anion distance calculated using the BLW-ED method (in blue) and AMOEBA polarizable force field (in grey). ....	14
<b>Table S1.</b> Polarizabilities (along the direction of CiBs) of optimized and deformed monomers ( $\alpha$ , in a.u.) at $\omega$ B97x-D2/def2-TZVP(-PP) theoretical level. ....	14
<b>Table S2.</b> Amount of charge ( $\Delta Q$ ) transferred from the Lewis base to the acid, calculated using the NPA. ....	14
<b>Table S3.</b> The distances ( $\text{\AA}$ ) of CiBs in the local minimum ( $R_{\text{LM}}$ ) and transition structure ( $R_{\text{TS}}$ ), and well-depthes (in kJ/mol) derived from the binding energy profiles calculated at RI-DLPNO-CCSD// $\omega$ B97x-D2/def2-TZVPD theoretical level. ....	15
The xyz coordinates (in $\text{\AA}$ ) of inter-anion CiBs optimized at $\omega$ B97x-D2/def2-TZVP level of theory. ....	15

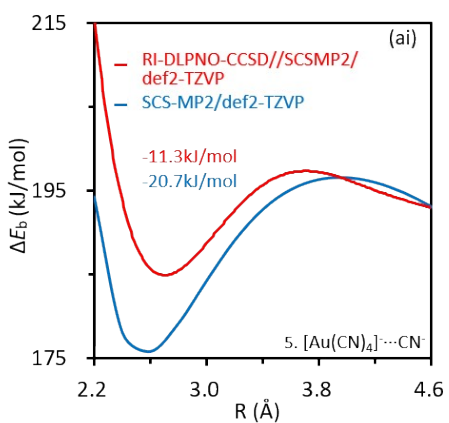
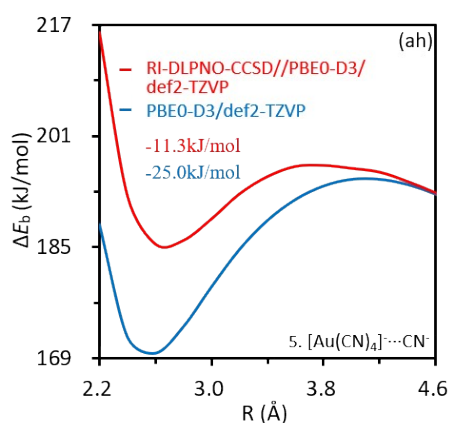
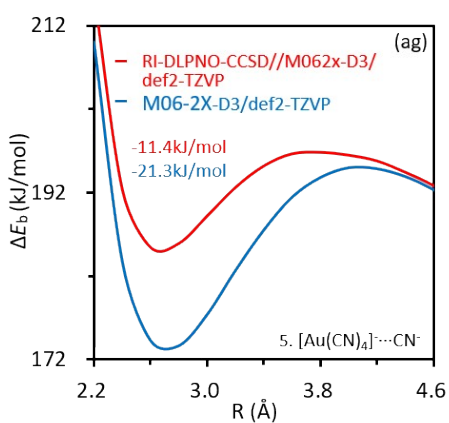
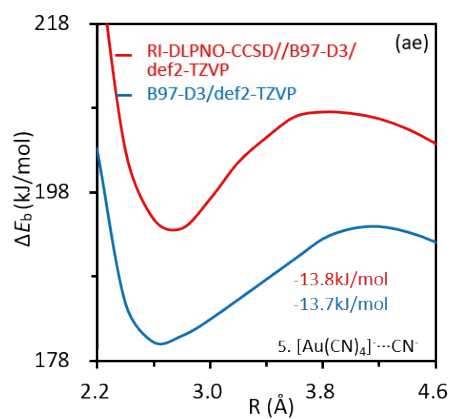
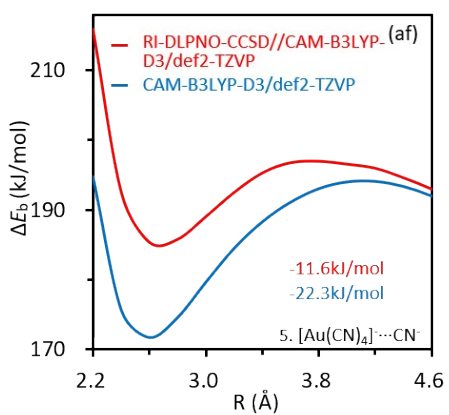
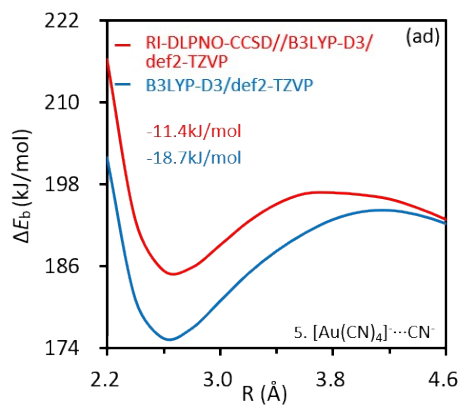
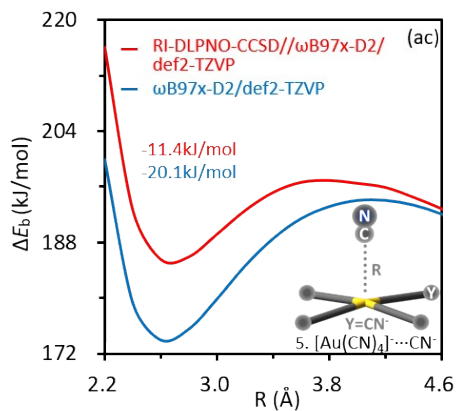
## Additional Figures

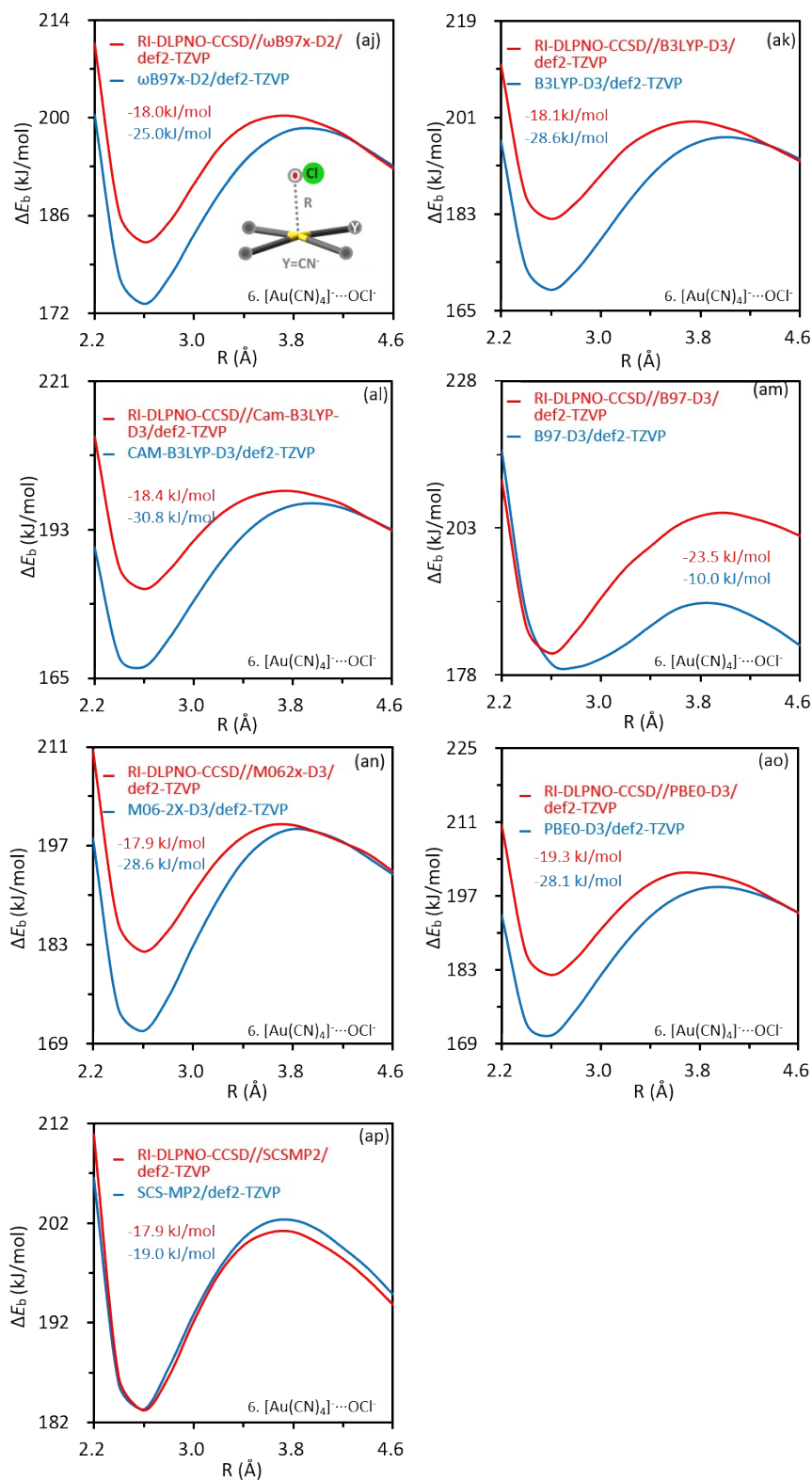






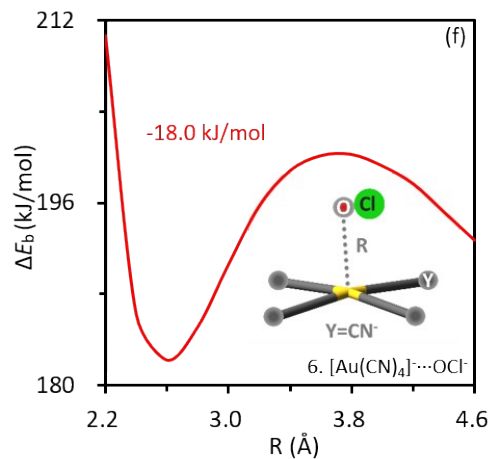
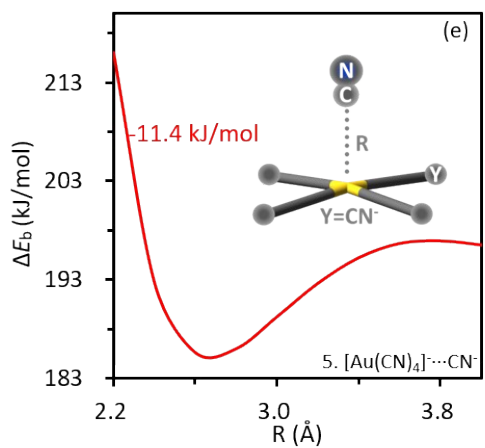
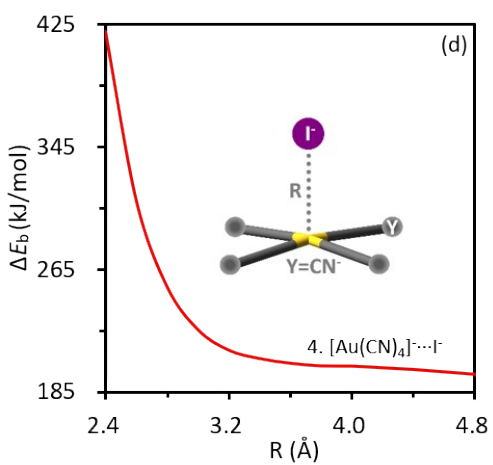
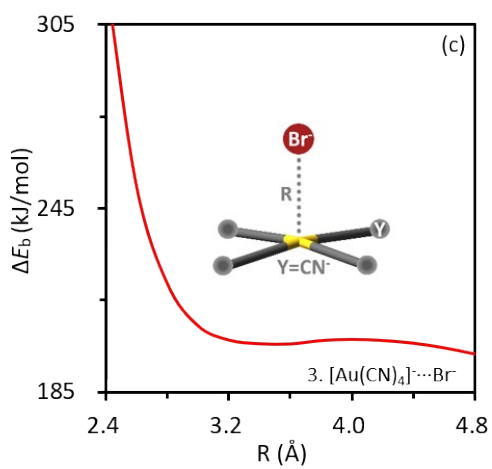
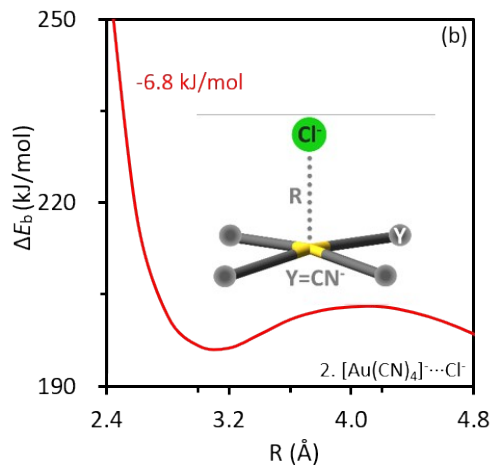
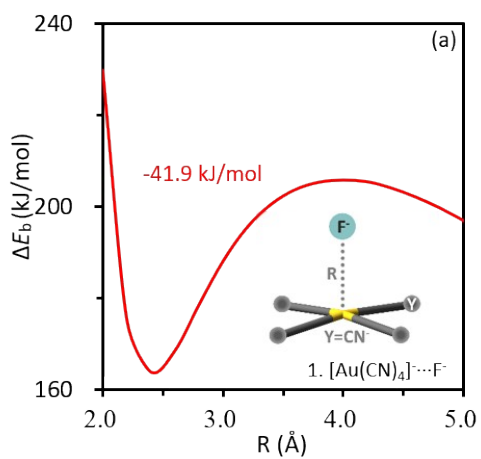


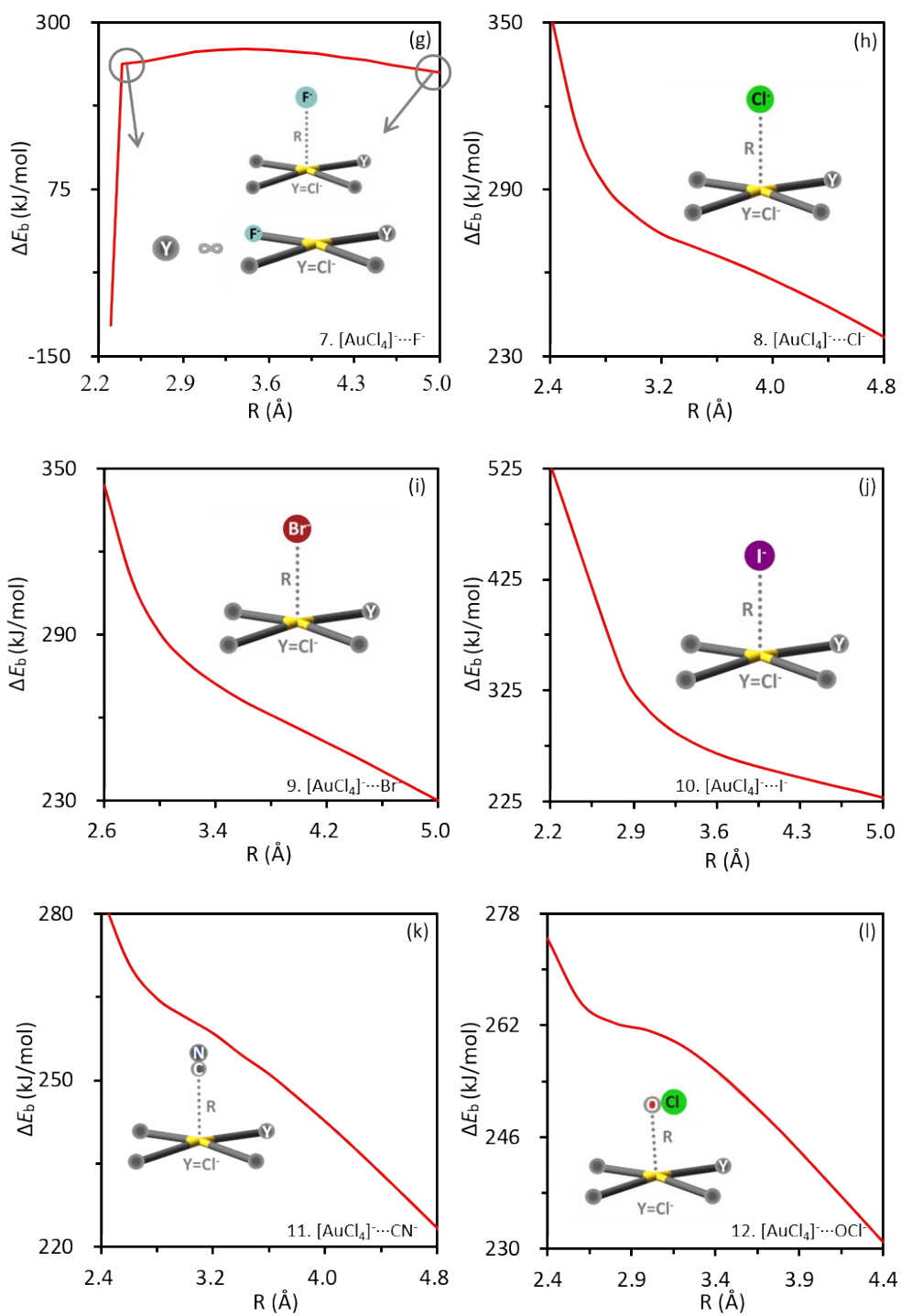


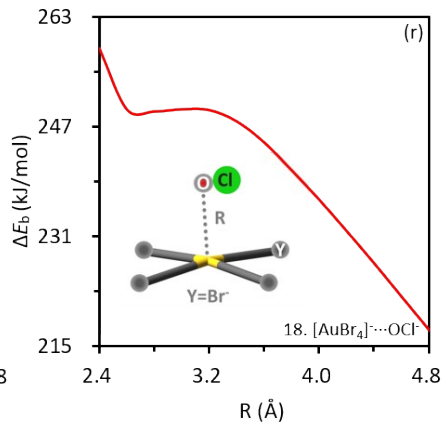
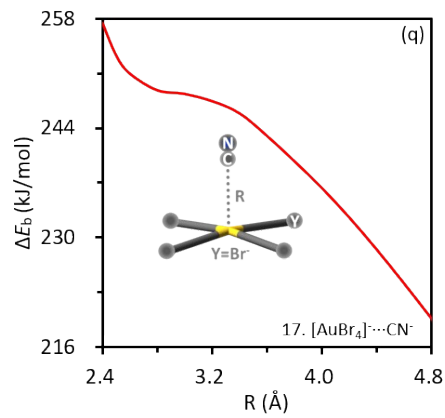
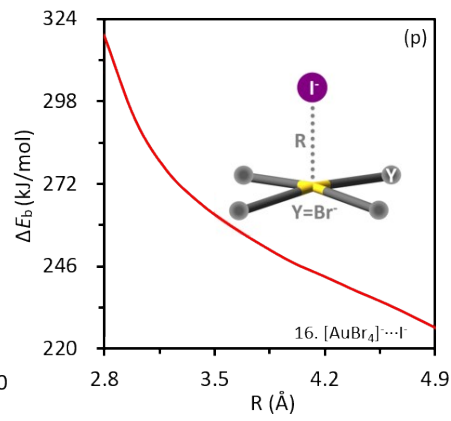
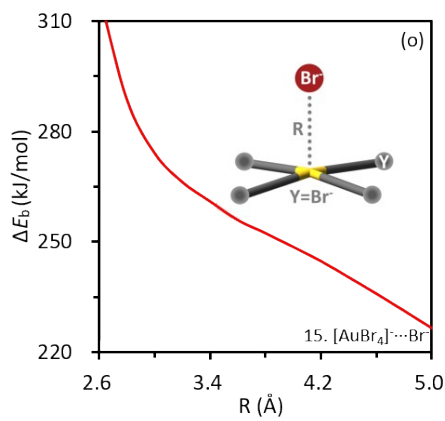
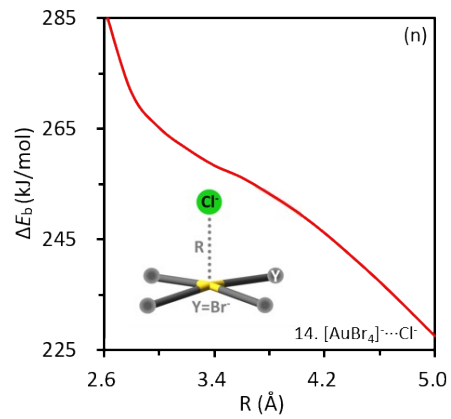
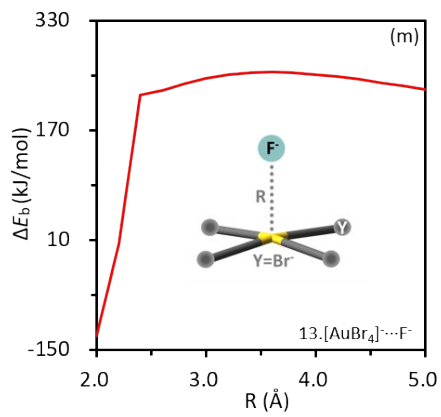


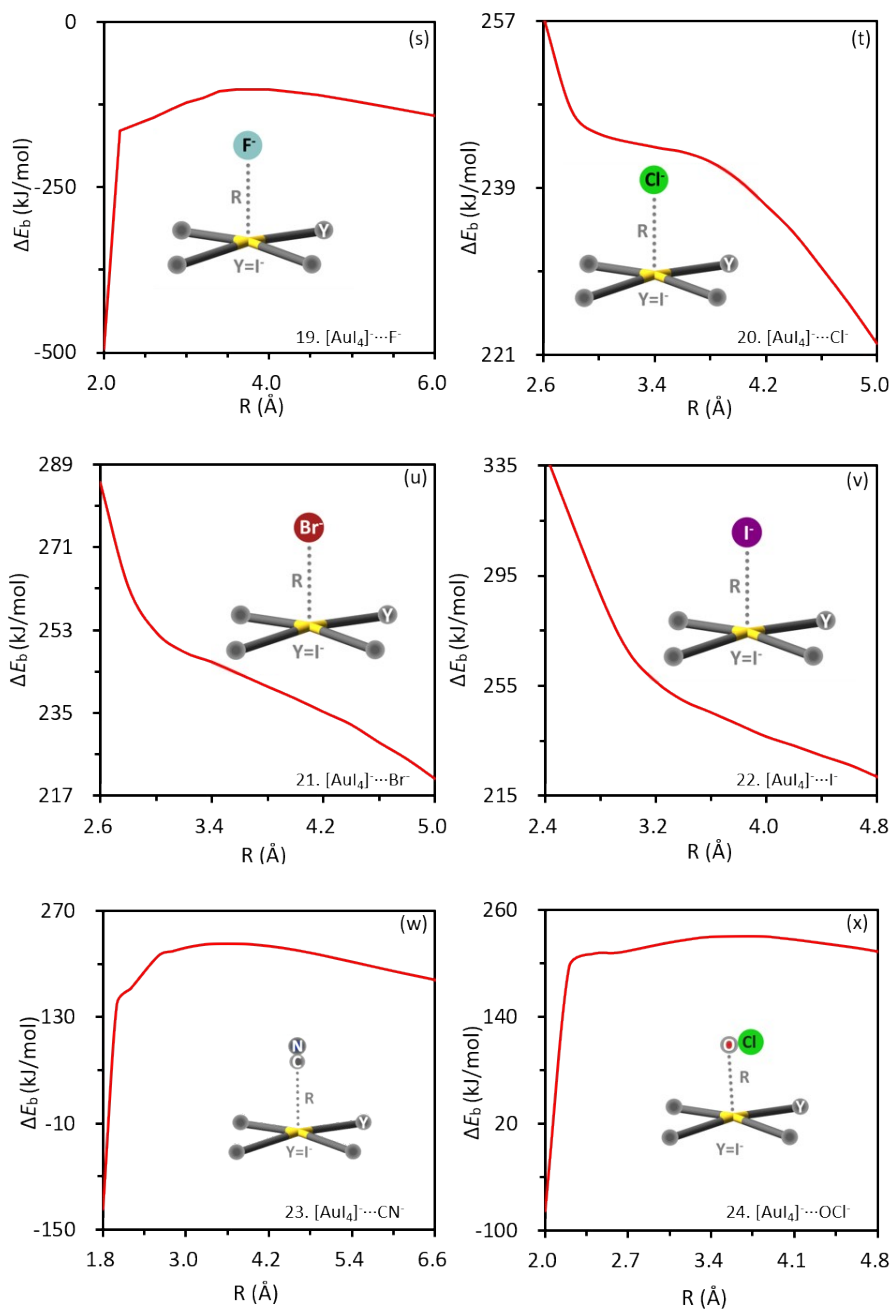
**Fig. S1.** Profiles of binding energy along the inter-anion distance for complexes 1-6 calculated at a series of theoretical levels.

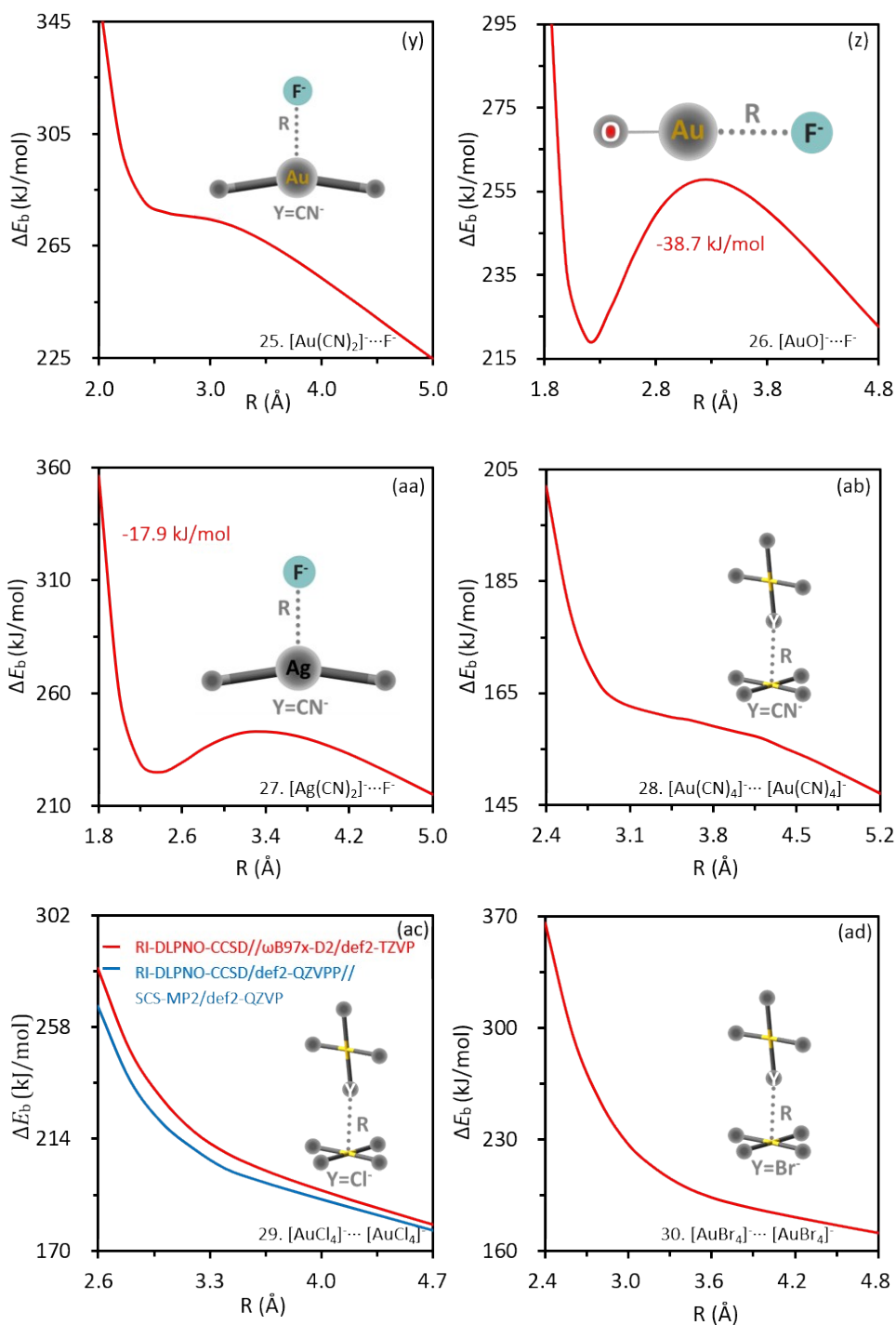


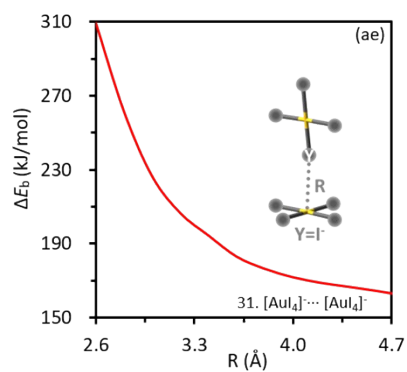




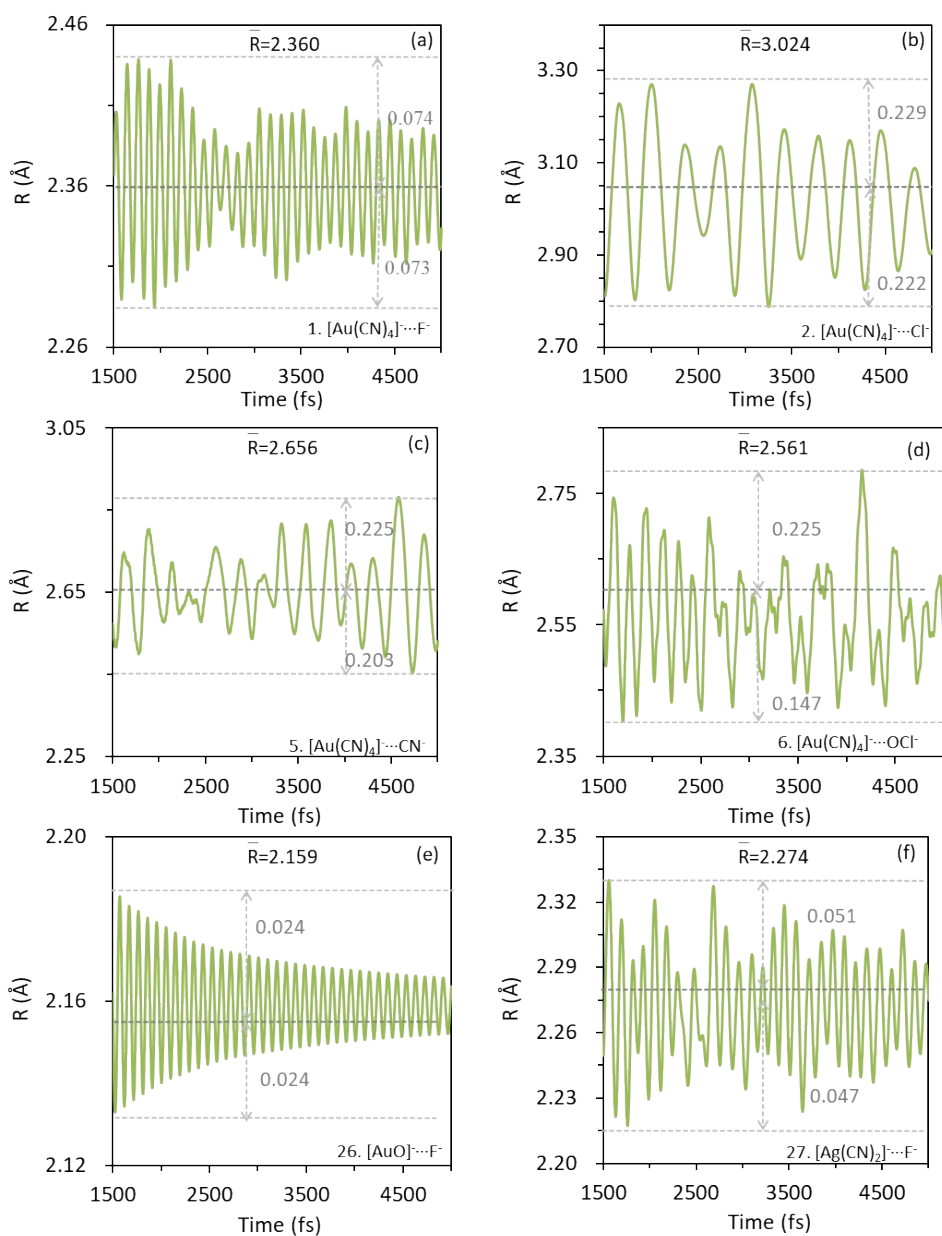




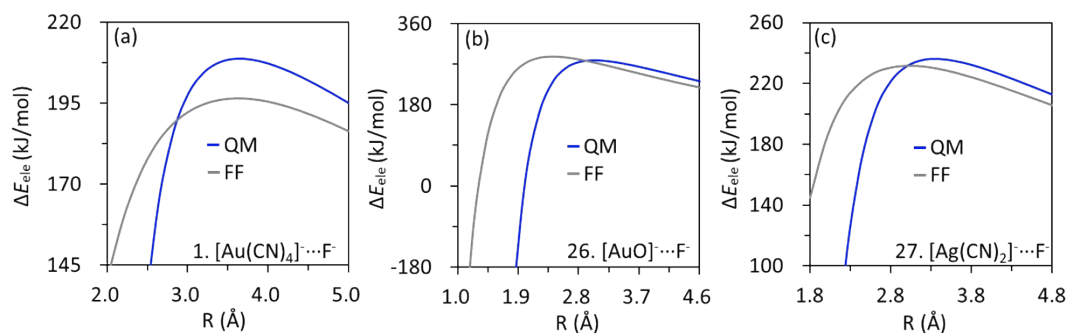




**Fig. S2. Profiles of binding energy along with the variation in inter-anion distance calculated at RI-DLPNO-CCSD// $\omega$ B97x-D2/def2-TZVP theoretical level. RI-DLPNO-CCSD//def2-QZVPP//SCS-MP2/def2-QZVP theoretical level (s) were also employed for complex  $[\text{AuCl}_4]^- \cdots [\text{AuCl}_4]^-$  in order to confirm the absence of metastability.**



**Fig. S3. Evolutions of the inter-anion distance over time (after the 1500st fs) in the AIMD simulation, with the averaged value ( $\bar{R}$ ), and the corresponding maximal and minimum deviations denoted.**



**Fig. S4.** The electrostatic interaction along the inter-anion distance calculated using the BLW-ED method (in blue) and AMOEBA polarizable force field (in grey).

### Additional Tables

**Table S1.** Polarizabilities (along the direction of CiBs) of optimized and deformed monomers ( $\alpha$ , in a.u.) at  $\omega$ B97x-D2/def2-TZVP(-PP) theoretical level.

No.	Optimized monomer	$\alpha$	No.	Deformed monomer	$\alpha$
1	[Au(CN) <sub>4</sub> ] <sup>-</sup>	115.564	1	[Au(CN) <sub>4</sub> ] <sup>-</sup> ...F <sup>-</sup>	116.553
2	-	-	2	[Au(CN) <sub>4</sub> ] <sup>-</sup> ...Cl <sup>-</sup>	116.070
5	-	-	5	[Au(CN) <sub>4</sub> ] <sup>-</sup> ...CN <sup>-</sup>	116.500
6	-	-	6	[Au(CN) <sub>4</sub> ] <sup>-</sup> ...OCl <sup>-</sup>	116.238
25	[Au(CN) <sub>2</sub> ] <sup>-</sup>	101.970	25	[Au(CN) <sub>2</sub> ] <sup>-</sup> ...F <sup>-</sup>	101.512
26	[AuO] <sup>-</sup>	71.843	26	[AuO] <sup>-</sup> ...F <sup>-</sup>	73.734
27	[Ag(CN) <sub>2</sub> ] <sup>-</sup>	91.148	27	[Ag(CN) <sub>2</sub> ] <sup>-</sup> ...F <sup>-</sup>	85.049

**Table S2.** Amount of charge ( $\Delta Q$ ) transferred from the Lewis base to the acid, calculated using the NPA.

No.	Complexes	$\Delta Q$	No.	Complexes	$\Delta Q$
1	[Au(CN) <sub>4</sub> ] <sup>-</sup> ...F <sup>-</sup>	0.146	6	[Au(CN) <sub>4</sub> ] <sup>-</sup> ...OCl <sup>-</sup>	0.122
2	[Au(CN) <sub>4</sub> ] <sup>-</sup> ...Cl <sup>-</sup>	0.143	26	[AuO] <sup>-</sup> ...F <sup>-</sup>	0.176
5	[Au(CN) <sub>4</sub> ] <sup>-</sup> ...CN <sup>-</sup>	0.258	27	[Ag(CN) <sub>2</sub> ] <sup>-</sup> ...F <sup>-</sup>	0.138



**Table S3.** The distances ( $\text{\AA}$ ) of CiBs in the local minimum ( $R_{LM}$ ) and transition structure ( $R_{TS}$ ), and well-depthes (in kJ/mol) derived from the binding energy profiles calculated at RI-DLPNO-CCSD// $\omega$ B97x-D2/def2-TZVPD theoretical level.

No.	Complexes	$R_{LM}$	$R_{TS}$	$\Delta\Delta E_b$
1	$[\text{Au}(\text{CN})_4]^- \cdots \text{F}^-$	2.400	4.000	-41.3
2	$[\text{Au}(\text{CN})_4]^- \cdots \text{Cl}^-$	3.000	4.200	-8.2
5	$[\text{Au}(\text{CN})_4]^- \cdots \text{CN}^-$	2.800	4.000	-15.5
6	$[\text{Au}(\text{CN})_4]^- \cdots \text{OCl}^-$	2.600	3.800	-18.5
26	$[\text{AuO}]^- \cdots \text{F}^-$	2.200	3.200	-42.2
27	$[\text{Ag}(\text{CN})_2]^- \cdots \text{F}^-$	2.400	3.400	-13.7

**The xyz coordinates (in  $\text{\AA}$ ) of inter-anion CiBs optimized at  $\omega$ B97x-D2/def2-TZVP level of theory.**

1.  $[\text{Au}(\text{CN})_4]^- \cdots \text{F}^-$

Au	79.0	-0.000461	0.000518	0.206966
C	6.0	0.000034	2.014214	0.047677
C	6.0	2.013240	-0.000035	0.048304
C	6.0	0.000031	-2.013183	0.048338
C	6.0	-2.014157	-0.000038	0.047716
N	7.0	0.000909	3.158170	-0.099547
N	7.0	-3.158109	-0.001022	-0.099543
N	7.0	0.000900	-3.157063	-0.099557
N	7.0	3.157125	-0.001013	-0.099552
F	9.0	-0.007496	0.008431	2.566647

2.  $[\text{Au}(\text{CN})_4]^- \cdots \text{Cl}^-$

Au	79.0	-0.001224	0.000091	0.179272
C	6.0	-0.001554	-2.011554	0.030113
C	6.0	2.010583	0.000116	0.032782
C	6.0	-0.001554	2.011710	0.029687
C	6.0	-2.012679	0.000116	0.027058
N	7.0	-0.002046	-3.151602	-0.139194
N	7.0	-3.152482	0.000152	-0.144088
N	7.0	-0.002046	3.151724	-0.139878

N	7.0	3.150845	0.000153	-0.134902
Cl	17.0	-0.000222	0.000016	3.159124

5.  $[\text{Au}(\text{CN})_4]^- \cdots \text{CN}^-$

Au	79.0	-0.004488	0.003146	0.191600
C	6.0	-0.003407	2.015299	-0.001183
C	6.0	2.009075	0.002465	0.012521
C	6.0	-0.003501	-2.010101	0.009480
C	6.0	-2.016301	0.002412	-0.004134
N	7.0	-0.002518	3.155430	-0.171118
N	7.0	-3.156148	0.001845	-0.175868
N	7.0	-0.002689	-3.151148	-0.154288
N	7.0	3.150382	0.001950	-0.149264
N	7.0	-0.020218	0.005275	3.975149
C	6.0	-0.015112	0.009541	2.812064

6.  $[\text{Au}(\text{CN})_4]^- \cdots \text{OCl}^-$

Au	79.0	0.000867	-0.032056	0.222258
C	6.0	-0.010526	1.982920	0.121511
C	6.0	2.011658	-0.018133	0.054943
C	6.0	0.012383	-2.041277	0.039276
C	6.0	-2.013093	-0.036587	0.102172
N	7.0	-0.014785	3.128968	-0.002469
N	7.0	-3.156243	-0.031735	-0.044925
N	7.0	0.023911	-3.179679	-0.141189
N	7.0	3.152810	-0.005628	-0.107394
O	8.0	0.157767	0.039570	2.751409
Cl	17.0	-0.821687	-0.938053	3.683199

26.  $[\text{AuO}]^- \cdots \text{F}^-$

O	8.0	-6.588535	0.261088	0.375474
Au	79.0	-4.691261	0.366706	0.322788
F	9.0	-2.537374	0.472342	0.281211

27.  $[\text{Ag}(\text{CN})_2]^- \cdots \text{F}^-$

Ag	47.0	0.015377	0.713246	0.003829
C	6.0	0.001692	-0.074299	2.027078
N	7.0	-0.012517	-0.539432	3.093811
C	6.0	0.002080	-0.064250	-2.021569
N	7.0	-0.012545	-0.529284	-3.088288
F	9.0	0.041293	2.996897	0.017302