

Novel electrospun bead-like Ag_2MoO_4 nanofibers coated on Ni foam for visible light-driven heterogeneous photocatalysis and high-performance supercapacitor electrode

Amirreza Safartoobi,^a Jamal Mazloom,^{* a} Farhad Esmaili Ghodsi^a

Department of Physics, Faculty of Science, University of Guilan, Namjoo Avenue, P.O. Box 413351914, Rasht, Iran

Corresponding author. Tel.: +98 1333323132; fax: +98 1333320066

E-mail: j.mazloom@guilan.ac.ir

Supplementary data

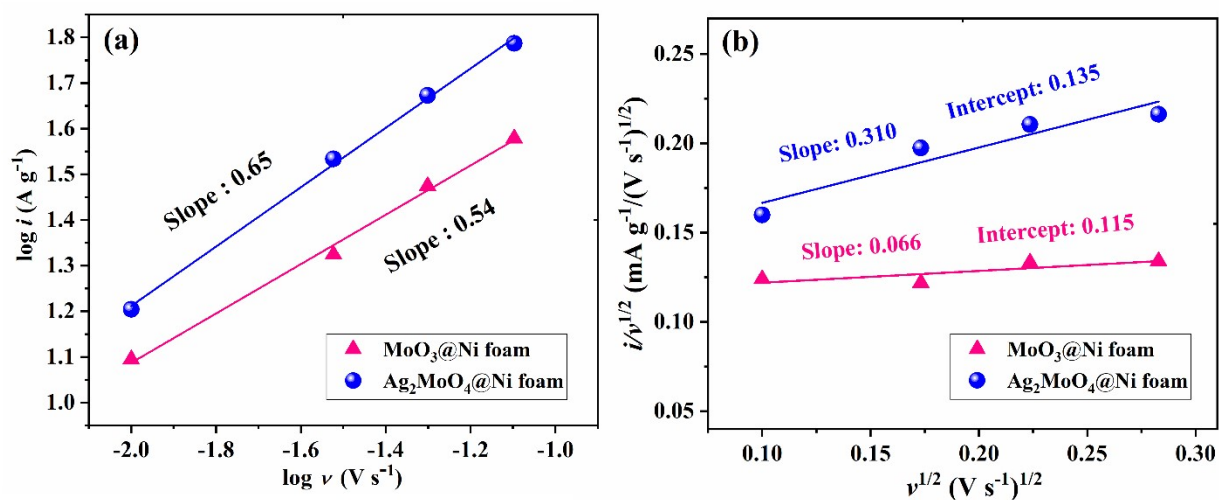


Fig. S1 (a) The plots of $\log i$ versus $\log \nu$ for $\text{MoO}_3@Ni$ foam, and $\text{Ag}_2\text{MoO}_4@Ni$ foam electrodes. (b) Use of Eq. 10 to analyze the voltammetric scans data for the $\text{MoO}_3@Ni$ foam, and $\text{Ag}_2\text{MoO}_4@Ni$ foam electrodes.

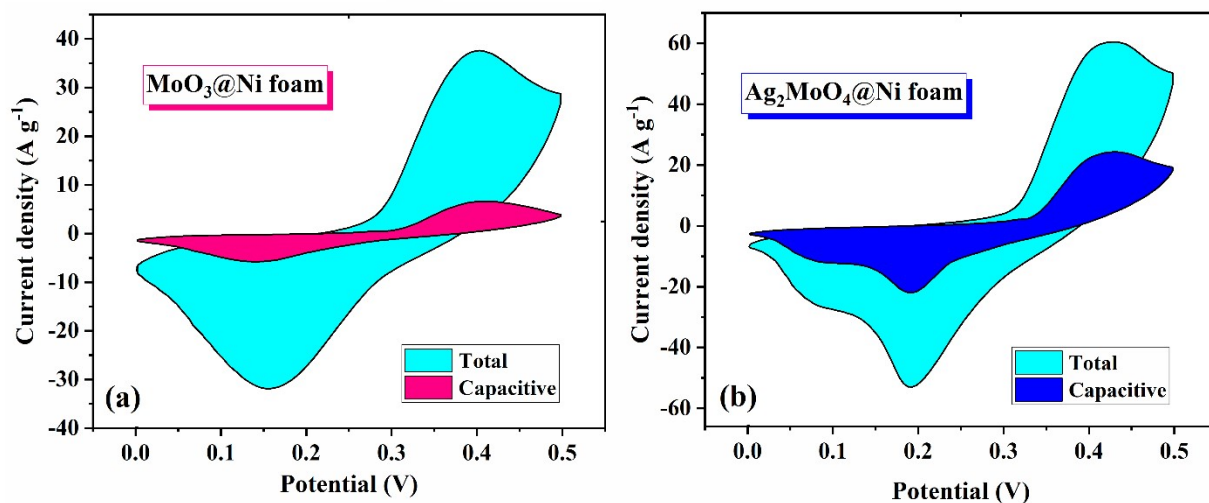


Fig. S2 The capacitive contribution of CV curves at 80 mV s⁻¹ for (a) MoO₃@Ni foam, and (b) Ag₂MoO₄@Ni foam electrodes.

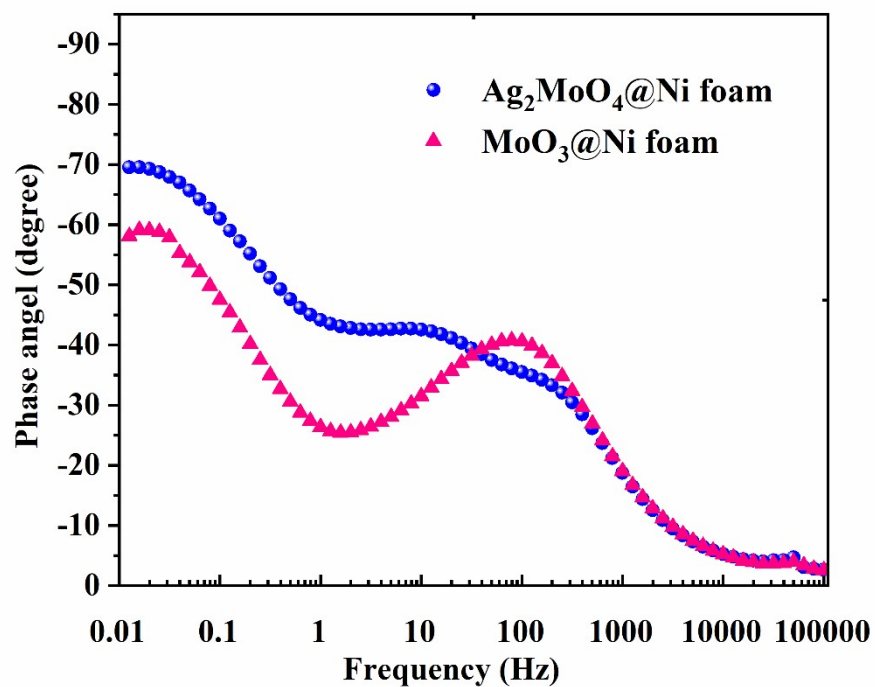


Fig. S3 Bode plot of MoO₃@Ni foam, and Ag₂MoO₄@Ni foam electrodes.

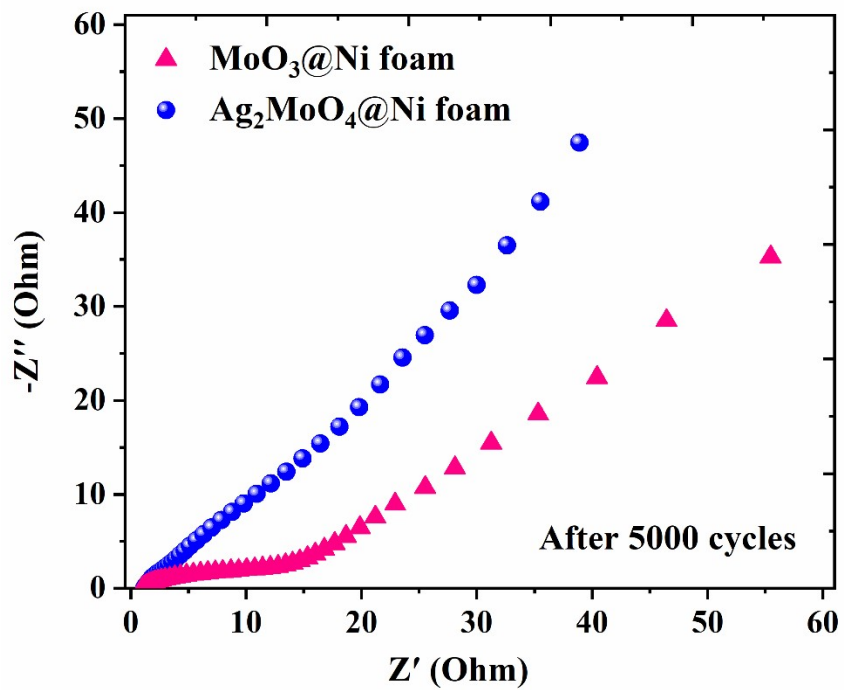


Fig. S4 Nyquist plot of the electrodes after 5000 cycles.

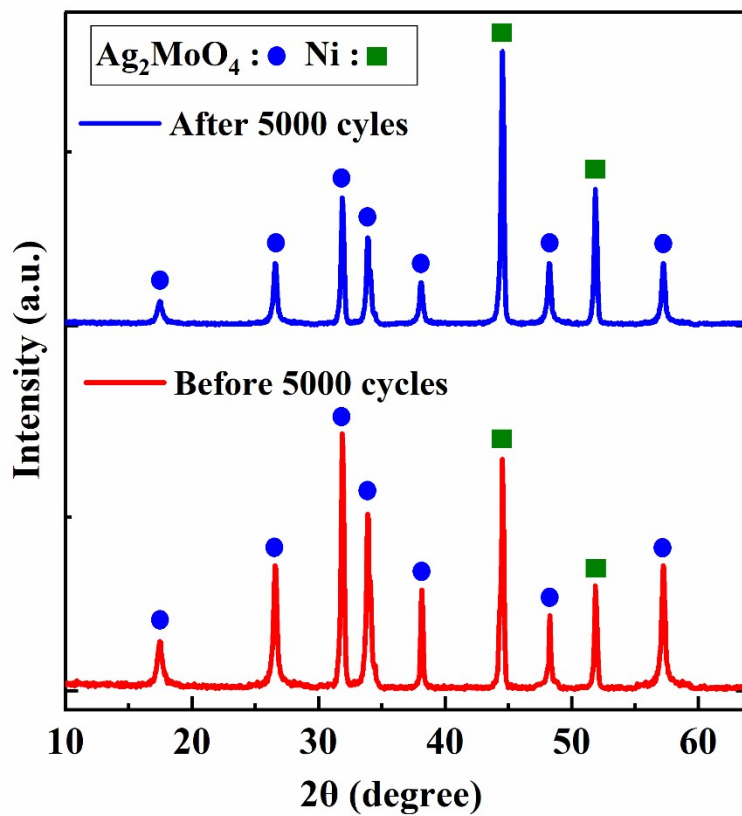


Fig. S5 XRD patterns of the $\text{Ag}_2\text{MoO}_4@Ni$ foam electrode before and after 5000 cycles.