

Structural and Electronic Changes in the Ni₁₃@Ag₄₂ Nanoparticle Under Surface Oxidation. The Role of the Silver Coating.

R.H Aguilera-del-Toro^{1-2*}, F Aguilera-Granja³, and A. Vega⁴

¹*Donostia International Physics Center (DIPC),
20018 Donostia, Spain*

²*Centro de Física de Materiales - Materials Physics Center (CFM-MPC),
20018 Donostia, Spain*

³*Instituto de Física,
Universidad Autónoma de San Luis Potosí,
San Luis Potosí, México*

and

⁴*Departamento de Física Teórica,
Atómica y Óptica, Universidad de Valladolid, Spain*

I. ELECTRONIC PROPERTIES

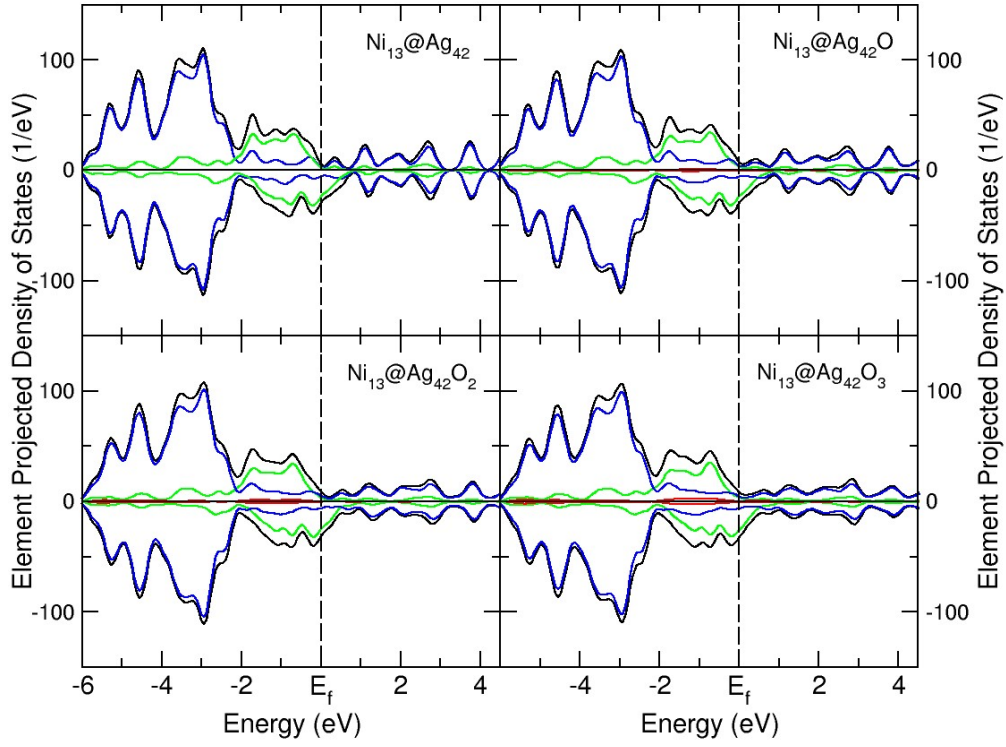


FIG. 1. (Color online) The density of states (DOS) and partial density of states (PDOS) are shown for the putative ground state atomic configurations of $\text{Ni}_{13}\text{Ag}_{42}\text{O}_m$ with $m = 0$ to 3. The DOS is represented in black, while the PDOS of silver, nickel, and oxygen atoms are depicted in blue, green, and red, respectively.

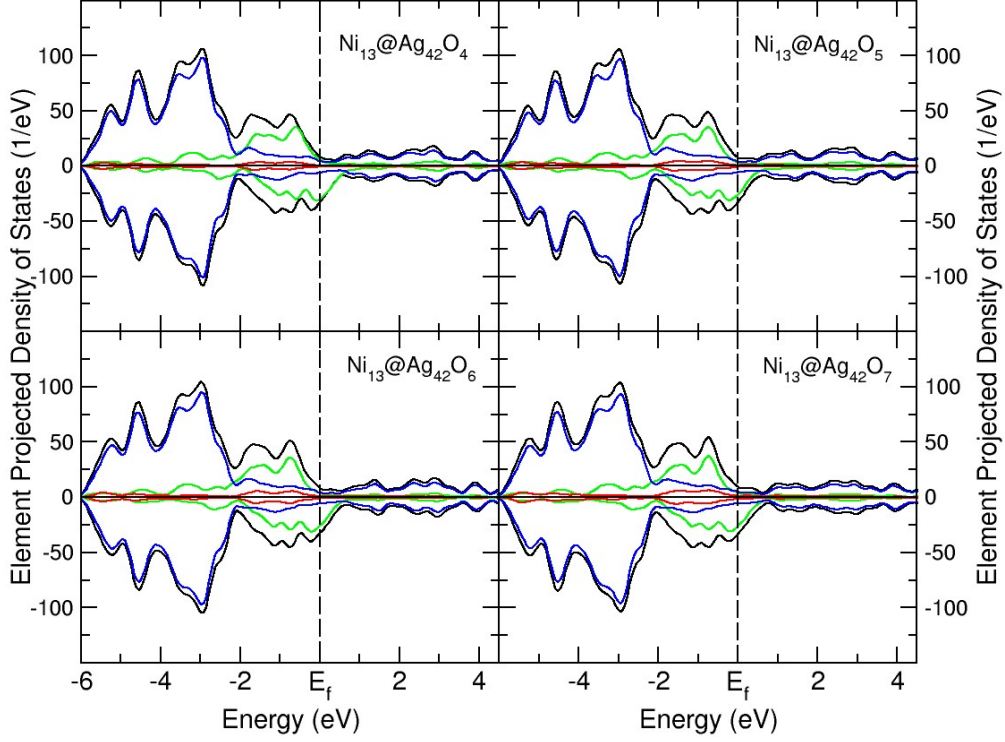


FIG. 2. (Color online) The density of states (DOS) and partial density of states (PDOS) are shown for the putative ground state atomic configurations of $\text{Ni}_{13}\text{Ag}_{42}\text{O}_m$ with $m = 4$ to 7. The DOS is represented in black, while the PDOS of silver, nickel, and oxygen atoms are depicted in blue, green, and red, respectively.

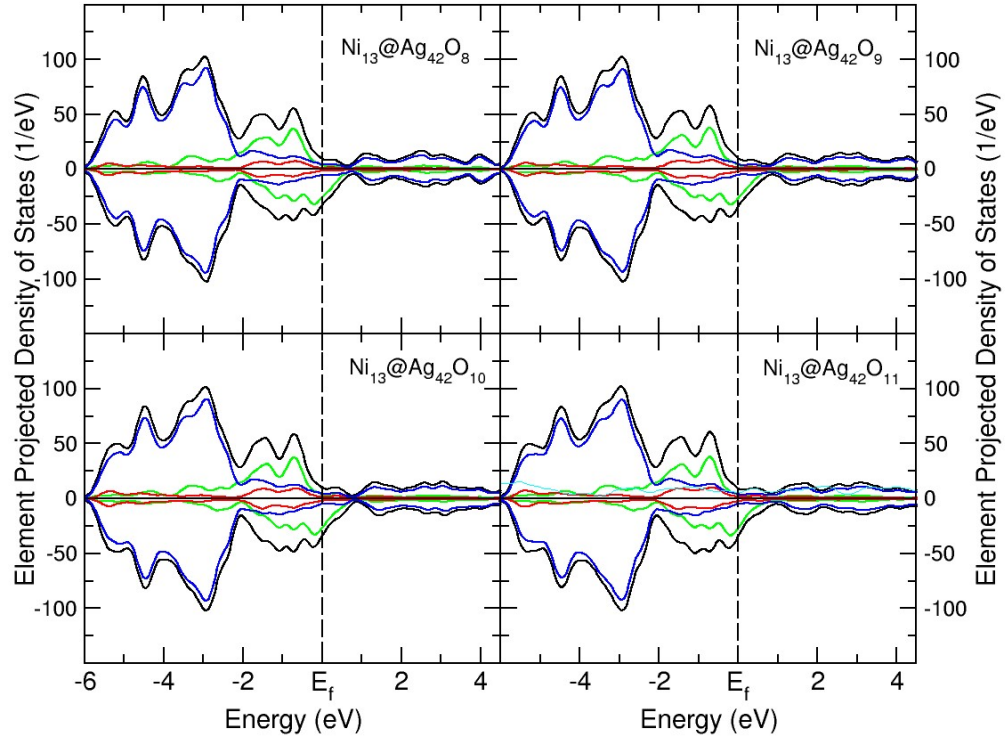


FIG. 3. (Color online) The density of states (DOS) and partial density of states (PDOS) are shown for the putative ground state atomic configurations of $\text{Ni}_{13}\text{Ag}_{42}\text{O}_m$ with $m = 8$ to 11. The DOS is represented in black, while the PDOS of silver, nickel, and oxygen atoms are depicted in blue, green, and red, respectively.

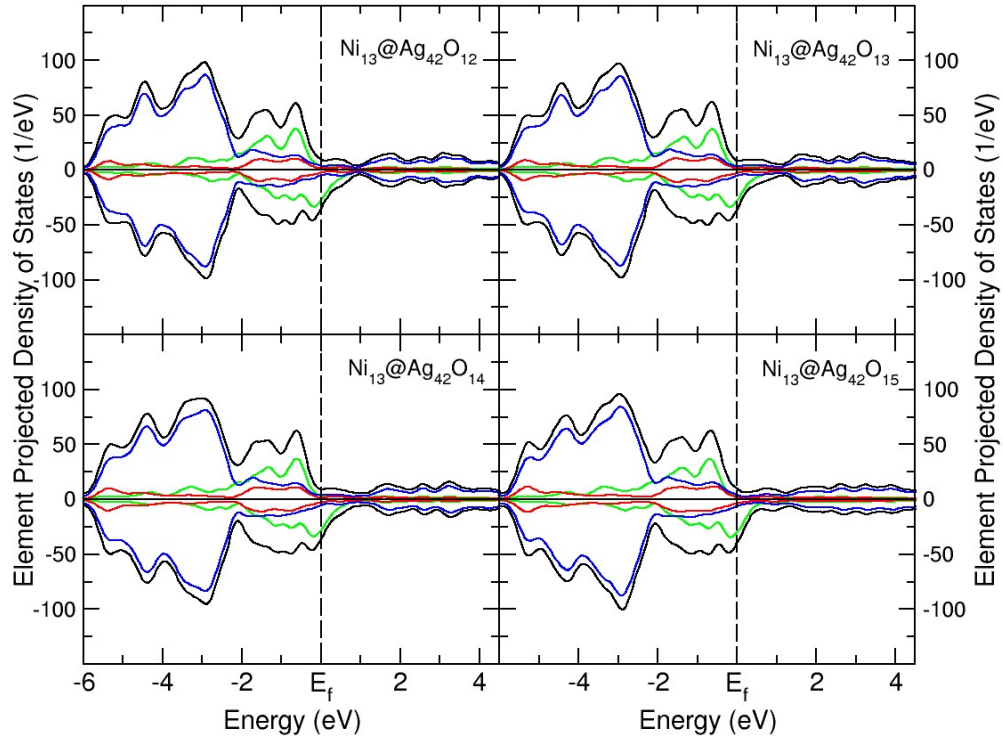


FIG. 4. (Color online) The density of states (DOS) and partial density of states (PDOS) are shown for the putative ground state atomic configurations of $\text{Ni}_{13}\text{Ag}_{42}\text{O}_m$ with $m = 12$ to 15 . The DOS is represented in black, while the PDOS of silver, nickel, and oxygen atoms are depicted in blue, green, and red, respectively.

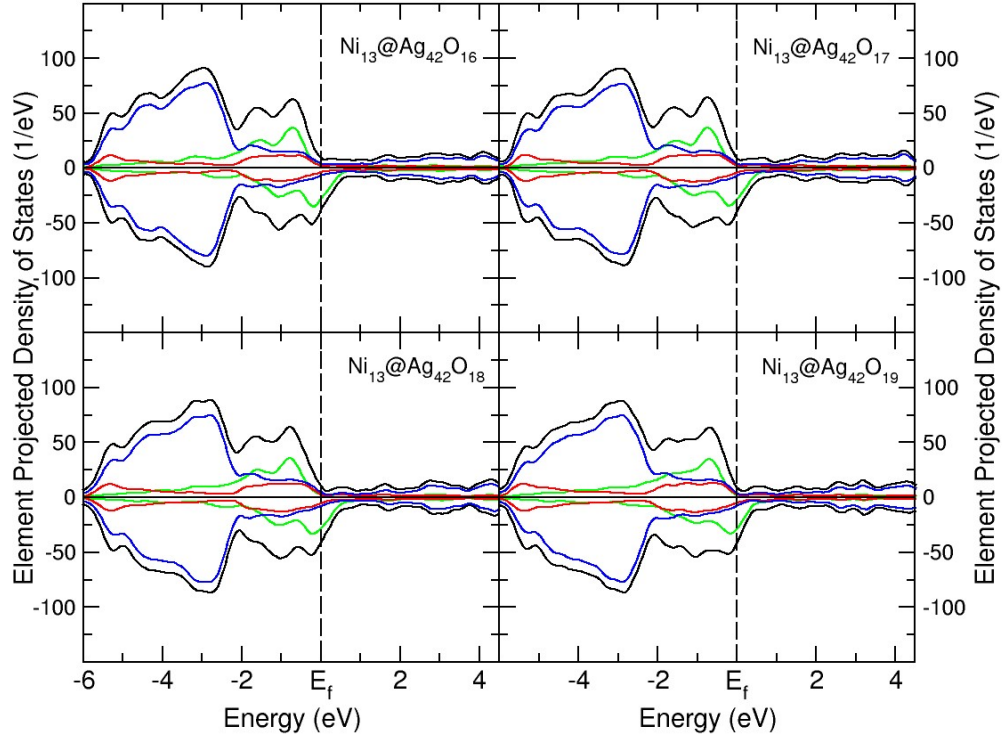


FIG. 5. (Color online) The density of states (DOS) and partial density of states (PDOS) are shown for the putative ground state atomic configurations of $\text{Ni}_{13}\text{Ag}_{42}\text{O}_m$ with $m = 16$ to 19 . The DOS is represented in black, while the PDOS of silver, nickel, and oxygen atoms are depicted in blue, green, and red, respectively.

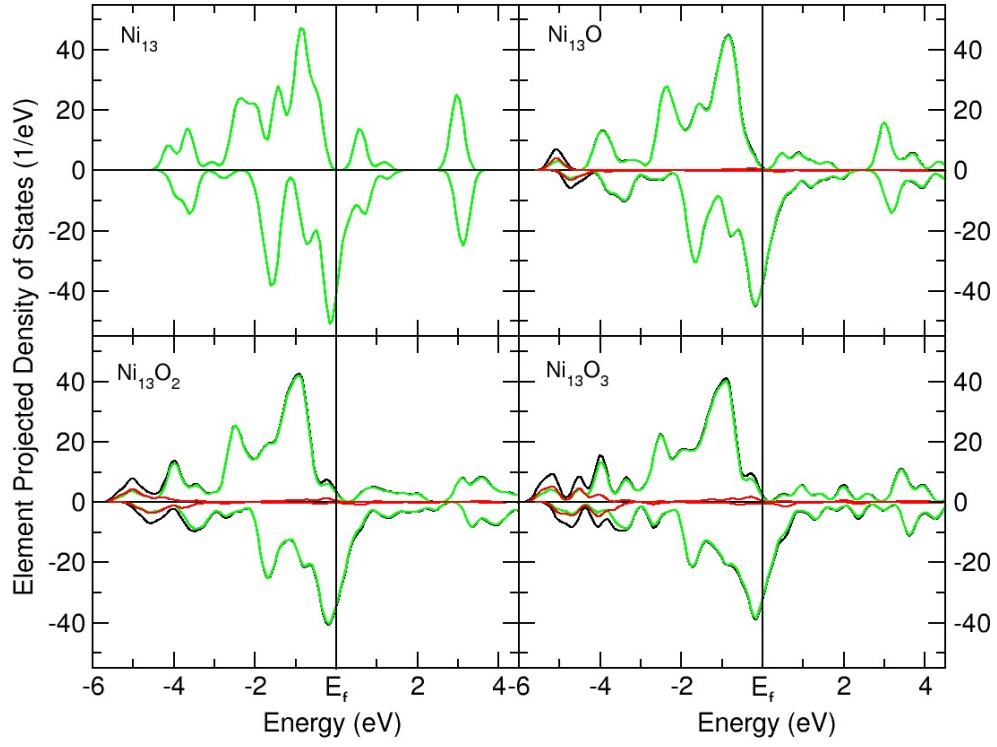


FIG. 6. (Color online) The density of states (DOS) and partial density of states (PDOS) are shown for the putative ground state atomic configurations of Ni_{13}O_m with $m = 0$ to 3. The DOS is represented in black, while the PDOS of nickel, and oxygen atoms are depicted in green, and red, respectively.

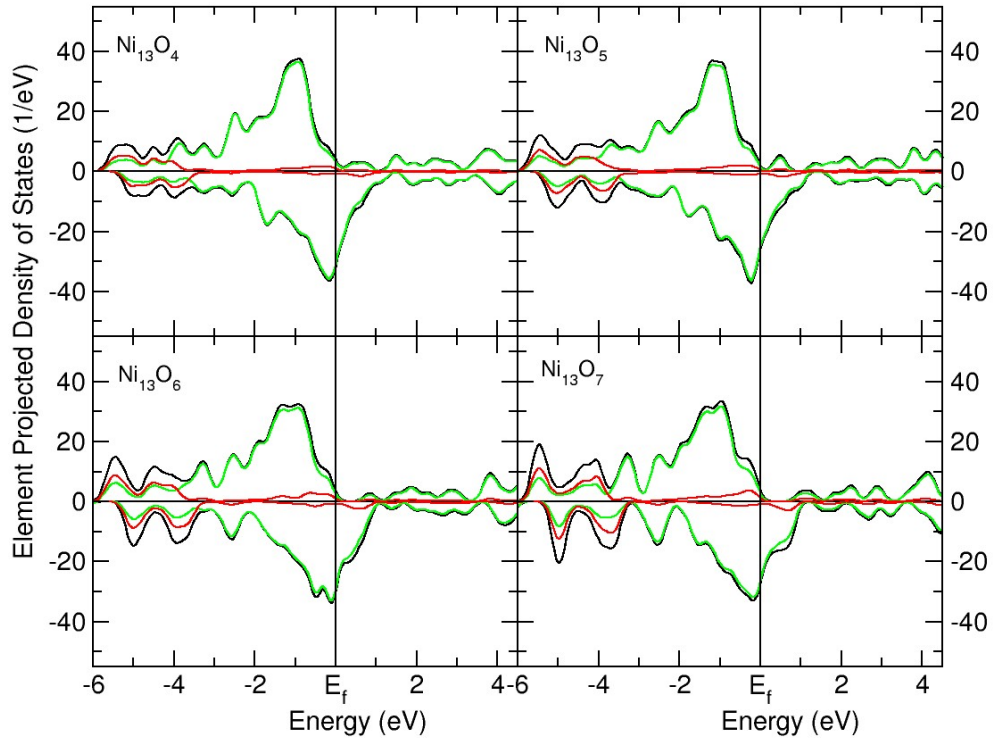


FIG. 7. (Color online) The density of states (DOS) and partial density of states (PDOS) are shown for the putative ground state atomic configurations of Ni_{13}O_m with $m = 4$ to 7. The DOS is represented in black, while the PDOS of nickel, and oxygen atoms are depicted in green, and red, respectively.

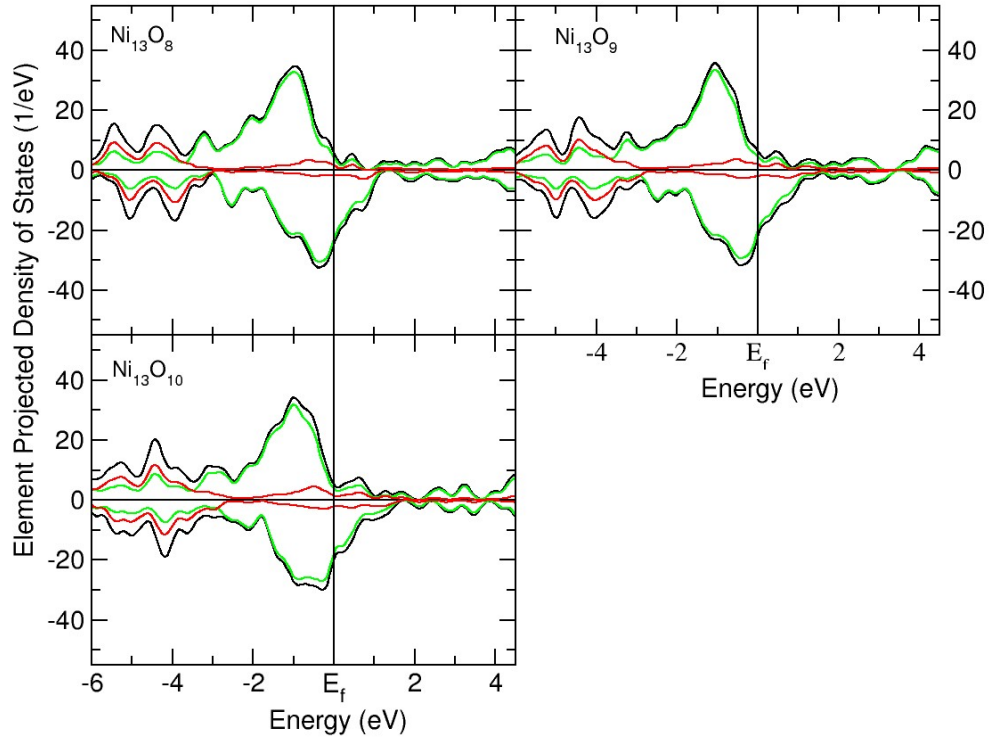


FIG. 8. (Color online) The density of states (DOS) and partial density of states (PDOS) are shown for the putative ground state atomic configurations of Ni₁₃O_m with $m = 8$ to 10. The DOS is represented in black, while the PDOS of nickel, and oxygen atoms are depicted in green, and red, respectively.

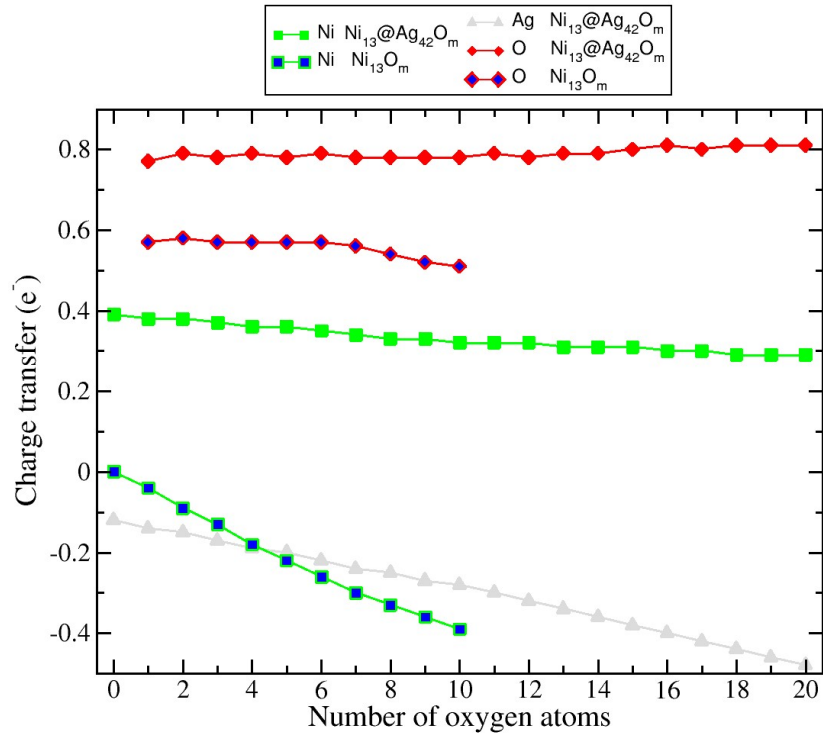


FIG. 9. (Color online) Putative ground state atomic configurations of Ni_{13}O_m with $m=1$ to 10.