

NiCo-compounds inside and outside N-doped carbon nanotubes to construct double-enhanced hierarchical structure for high energy density supercapacitor

Lansen Bi ^a, Qingbin Tian ^a, Lei Geng ^b, Yang Zhou ^a, Benyu Zheng ^a, Jiang-Shan

Gao ^{a,*}, Yan He ^{a,*},

^a College of Electromechanical Engineering, Qingdao University of Science and Technology, Shandong Engineering Laboratory for Preparation and Application of High-performance Carbon Materials, Qingdao 266061, China

^b ShangDong Dazhan Nano Materials Co., Ltd, Binzhou 256220, China

Co-corresponding author: Jiang-Shan Gao Email: gaojs@qust.edu.cn

Yan He Email: heyan@qust.edu.cn

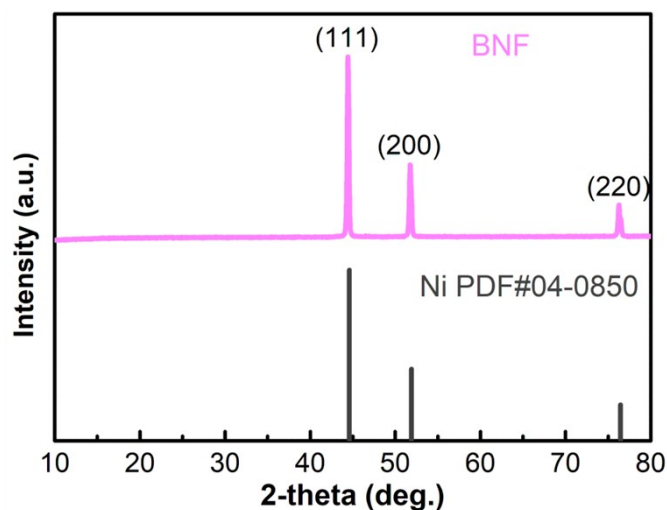


Fig. S1. XRD patterns of BNF

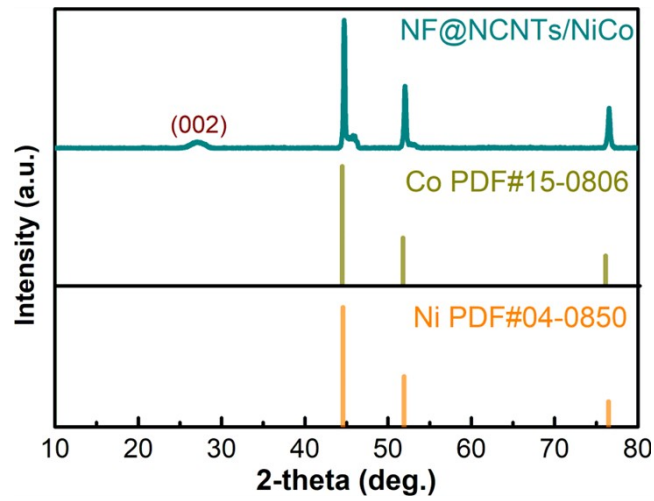


Fig. S2. XRD patterns of NF@NCNTs/NiCo

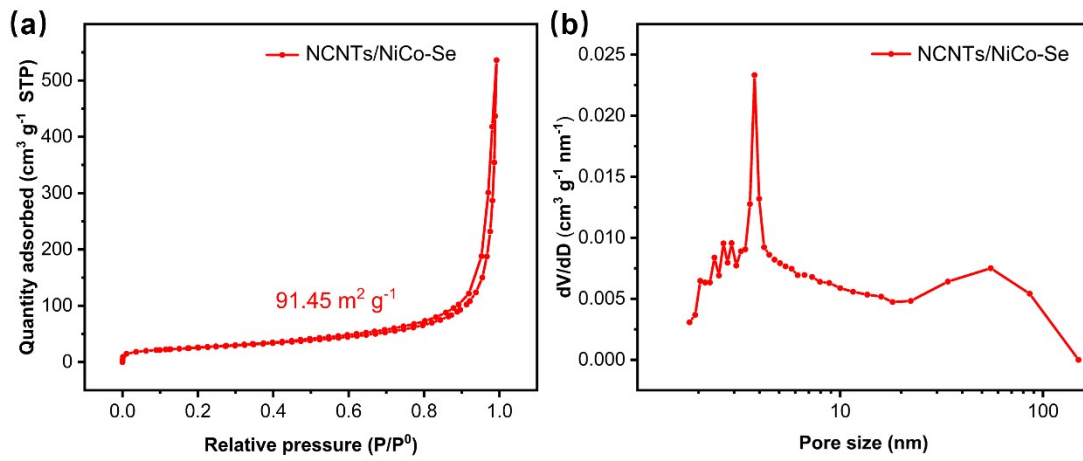
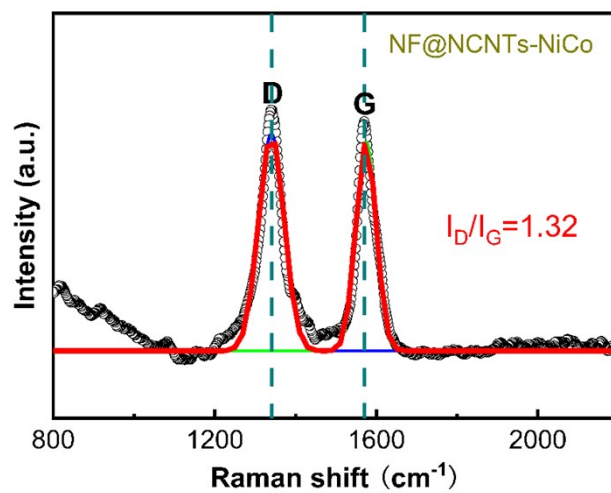


Fig. S3. a) N₂ adsorption-desorption isotherms and b) pore size distributions of the NCNTs/NiCo-Se



FigS4. Raman spectra of NF@NCNTs/NiCo

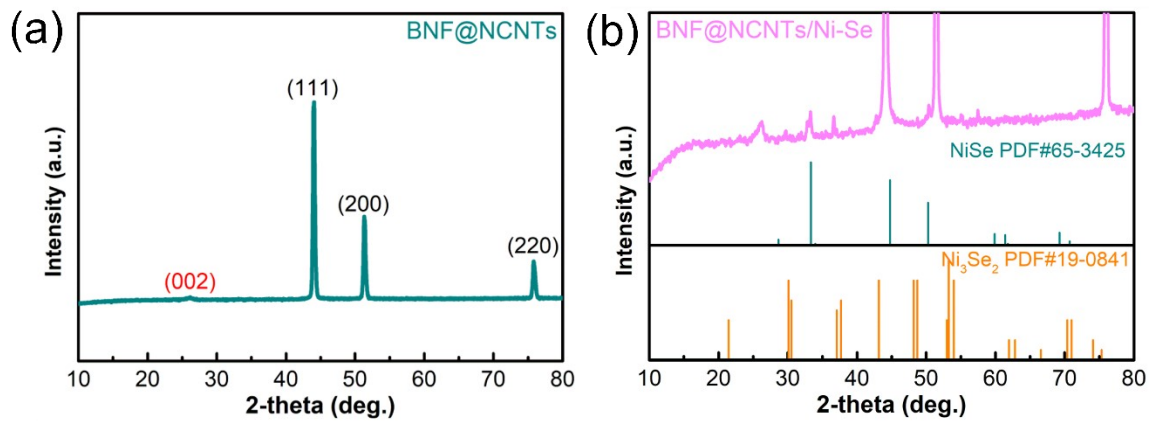


Fig. S5. XRD pattern of (a) BNF@NCNTs and (b) BNF@NCNTs/Ni-Se

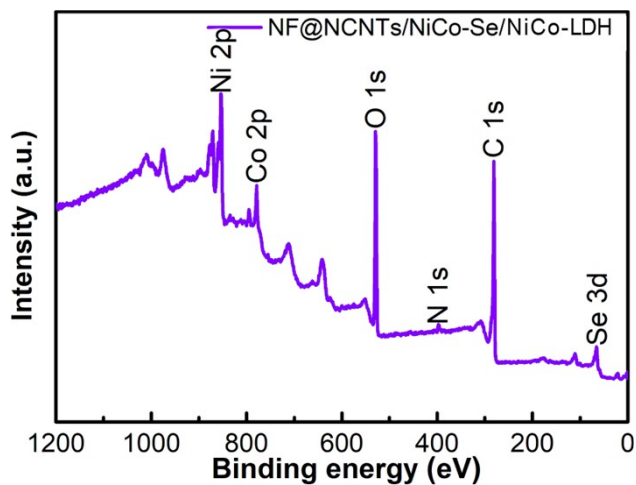


Fig. S6. XPS spectra of survey scan for NF@NCNTs/NiCo-Se/NiCo-LDH.

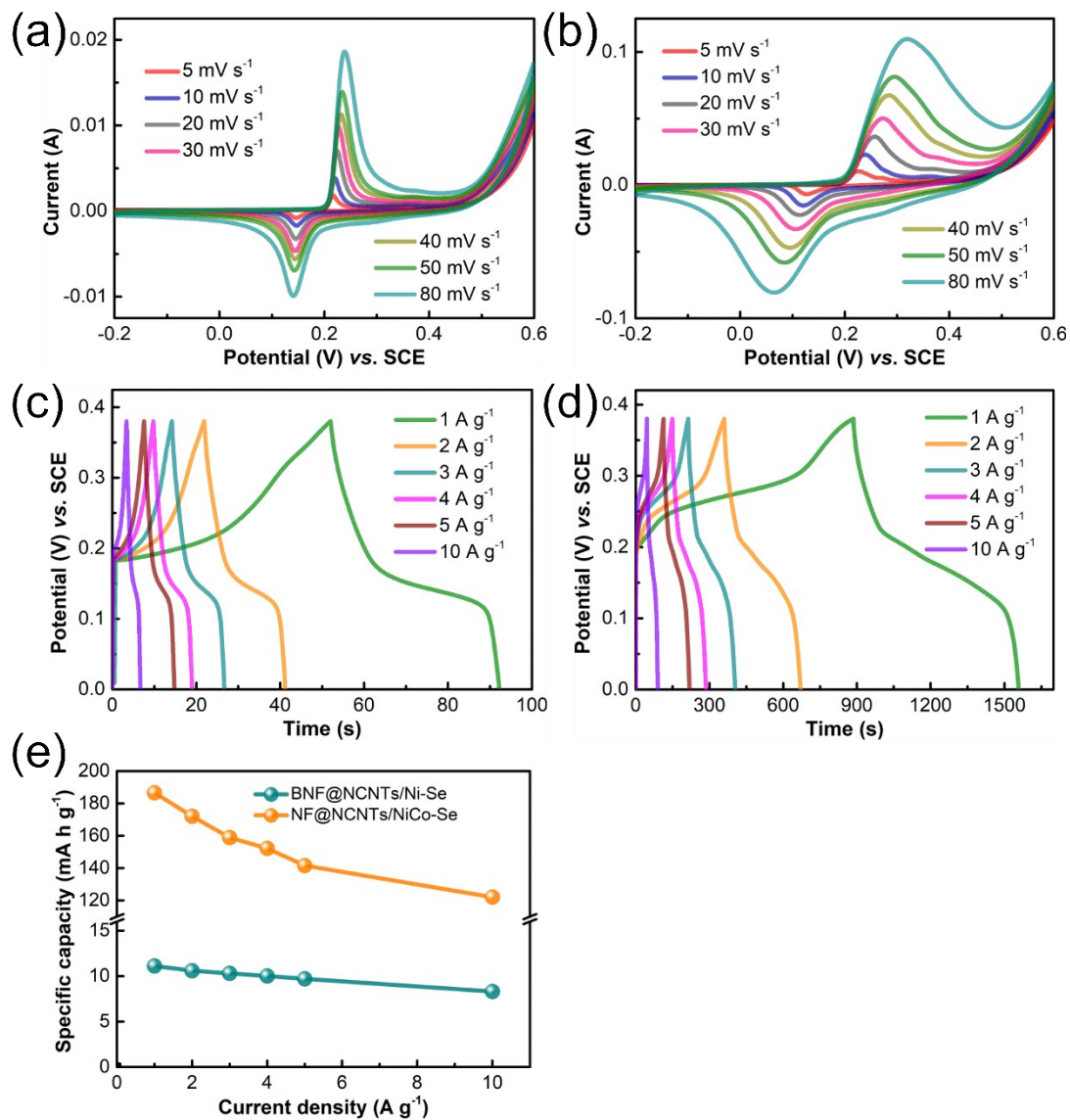


Fig. S7 (a, b) CV curves of BNF@NCNTs/Ni-Se and NF@NCNTs/NiCo-Se, respectively. (c, d) GCD curves of BNF@NCNTs/Ni-Se and NF@NCNTs/NiCo-Se at different current densities, respectively. (e) Specific capacity decay curve.