

Supporting Information for

Highly Efficient Rare-Earth Free Vanadate Phosphors for WLEDs

Zhaojiang Liu, Yujuan Dong*, Man Fu, Chuang Wang*

College of Chemistry and Materials Engineering, Bohai University, Jinzhou, 121000,
P. R. China.

Corresponding author's email: dongyujuan@qymail.bhu.cn;

wangchuangbhu@163.com

This Word file includes:

Fig. S1. Magnified XRD peaks corresponding to (400), (420), and (642) crystal planes.

Fig. S2. Rietveld refinement of the XRD pattern of the CMV: 0.5%Ta⁵⁺ sample.

Fig. S3. The relationship between normalized intensity of CMV (a), CMV: 0.5%Ta⁵⁺ (b) and temperature.

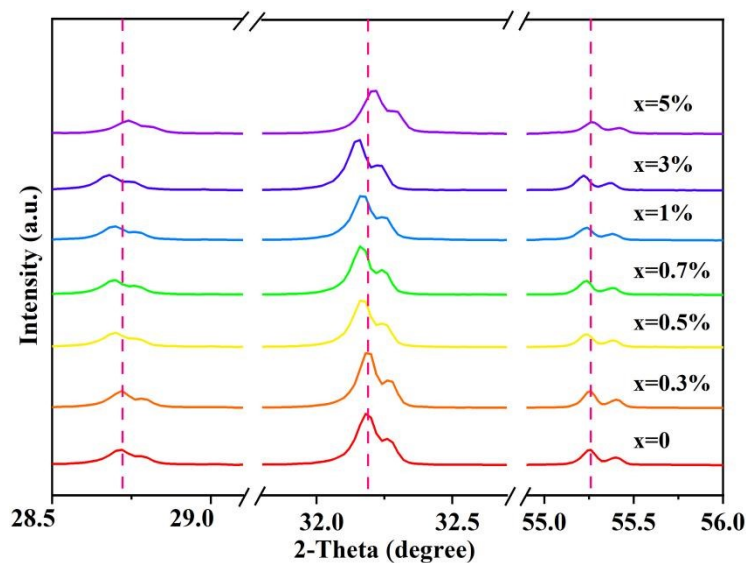


Fig. S1. Magnified XRD peaks corresponding to (400), (420), and (642) crystal planes.

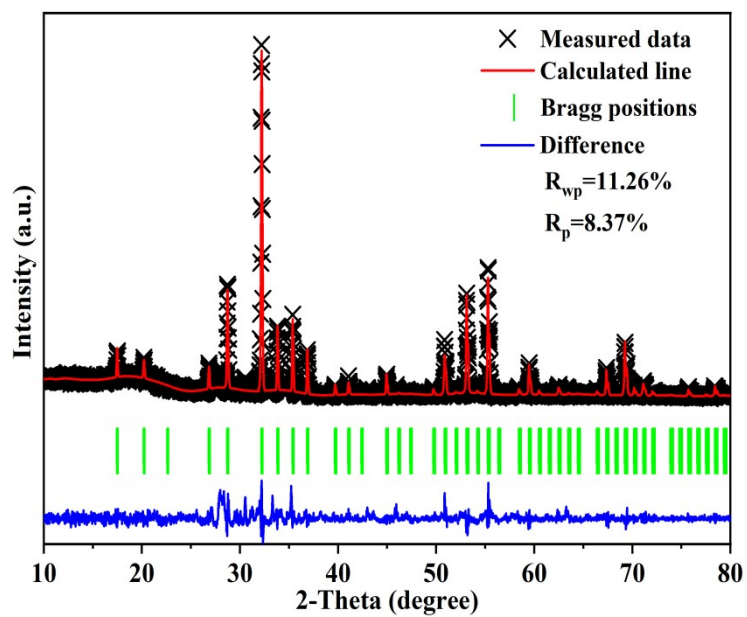


Fig. S2. Rietveld refinement of the XRD pattern of the CMV: 0.5%Ta⁵⁺ sample.

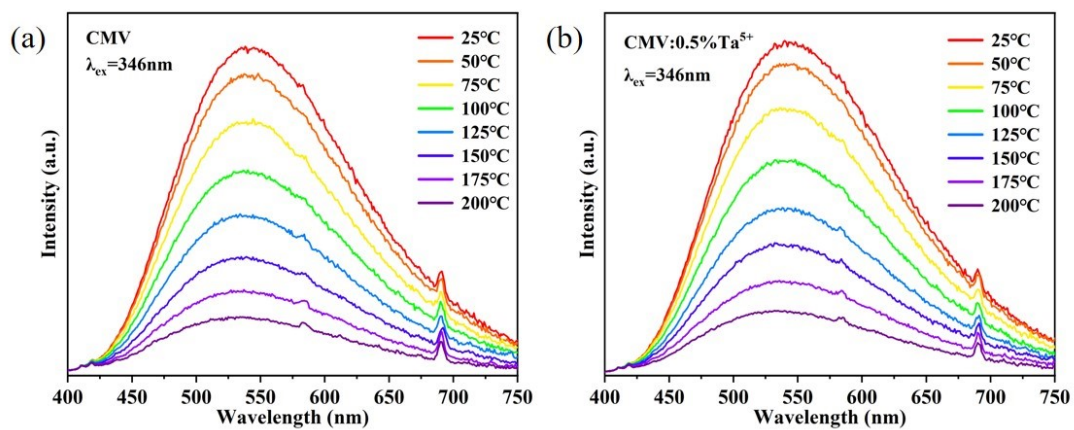


Fig. S3. The relationship between normalized intensity of CMV (a), CMV: 0.5%Ta⁵⁺ (b) and temperature.