

Stimuli-responsive chitosan-based injectable hydrogel for “on-demand” drug release

Xiaoyu Wang^a, Melissa Johnson^a, Nan Zhang^b, Pingping Shen^c, Lizhu Yang^d, Cameron Milne^a, Irene Lara-Sáez^a, Rijian Song^{*a}, Sigen A^{*e}, and Wenxin Wang^a

^a Charles Institute of Dermatology, School of Medicine, University College Dublin, Dublin D04 V1W8, Ireland.

^b Centre of Micro/Nano Manufacturing Technology (MNMT-Dublin), School of Mechanical and Materials Engineering, University College Dublin, Dublin D04 KW52, Ireland.

^c State Key Laboratory of Pharmaceutical Biotechnology, School of Life Sciences, Nanjing University, Jiangsu, 210023, P. R. China.

^d School of Pharmaceutical Sciences, Wenzhou Medical University, Wenzhou, Zhejiang, 325035, P.R. China.

^e School of Medicine, Anhui University of Science and Technology, Huainan, Anhui, 232001, P.R. China.

Supporting Information

Table S1. Element analysis results of CTS-CHO.

Sample	C (%)	N (%)	H (%)	OD (%)
CTS	41.64	7.22	6.49	N/A
CTS-CHO	38.57	5.43	5.63	11.32

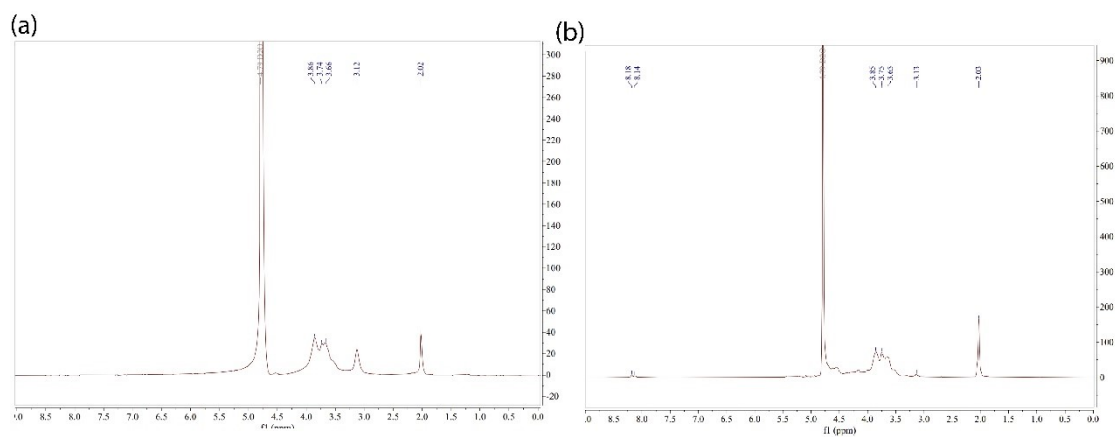


Figure S1. $^1\text{H-NMR}$ Spectroscopy for (a) CTS and (b) CTS-CHO.

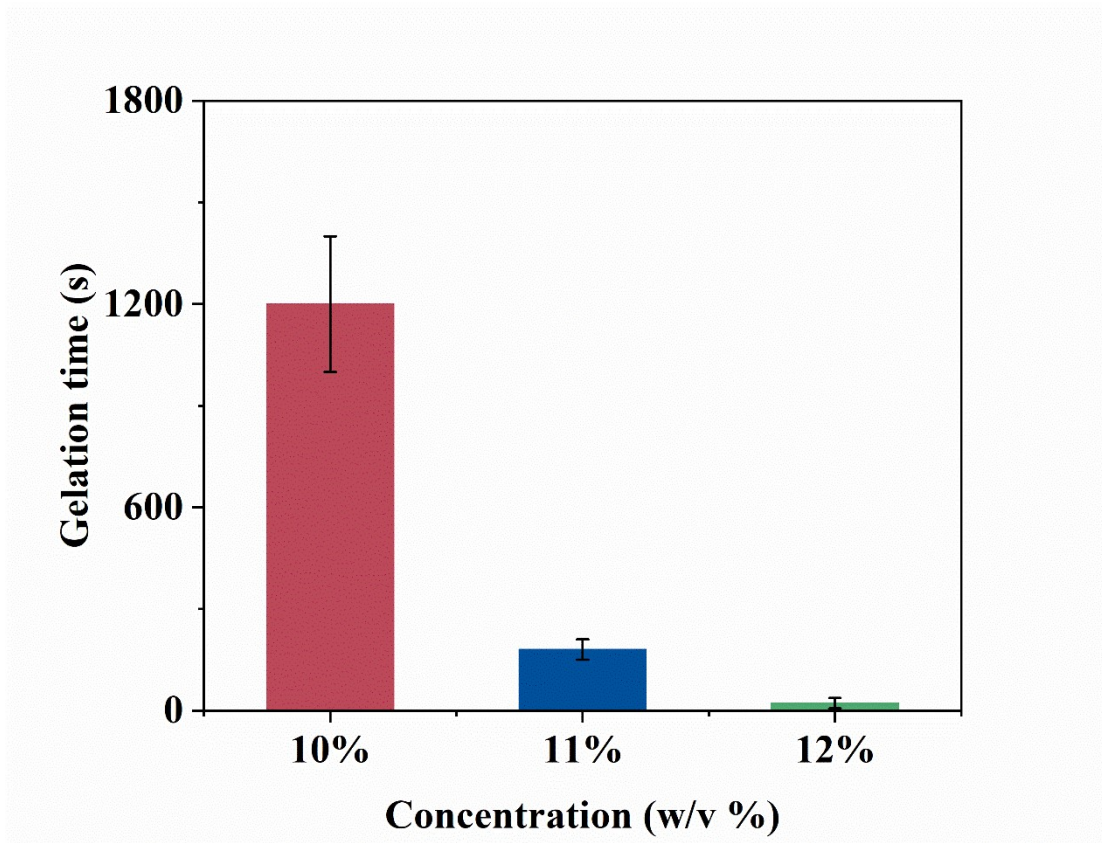


Figure S2. Gelation time of CTS-CHO hydrogels (n=3).

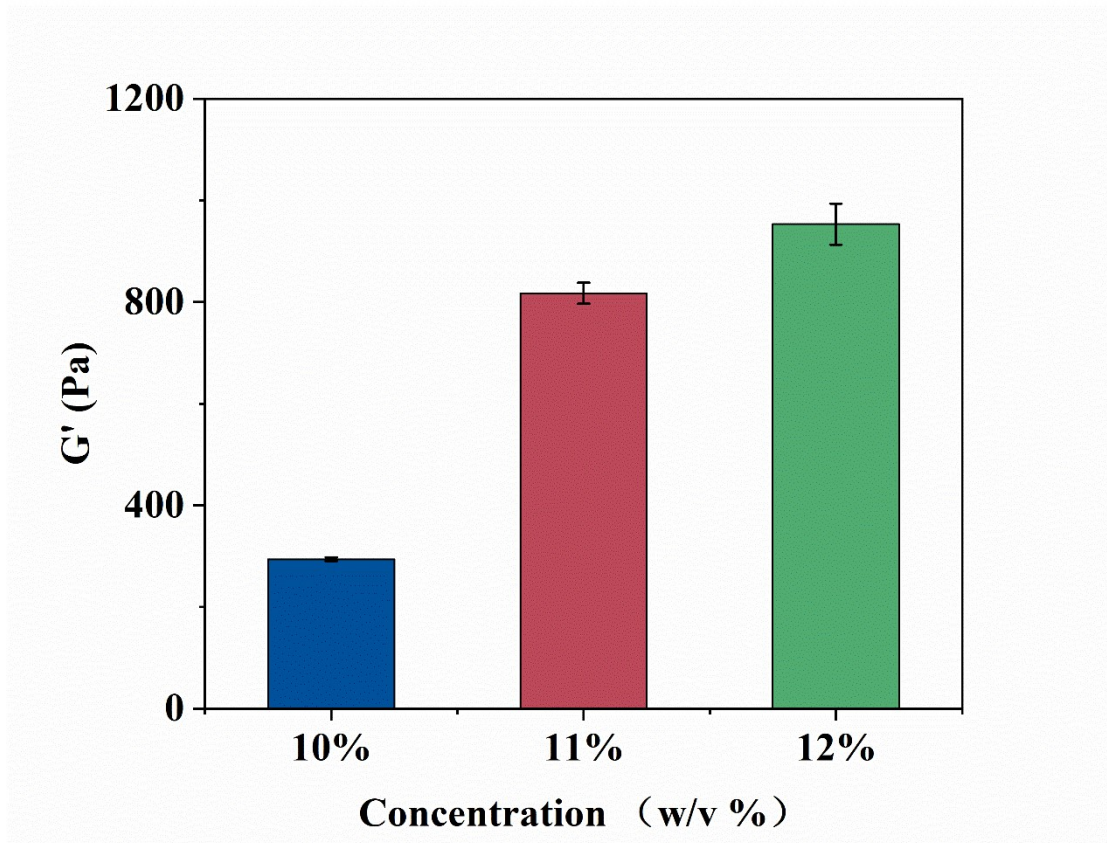


Figure S3. Storage modulus (G') of CTS-CHO hydrogels (n=3).

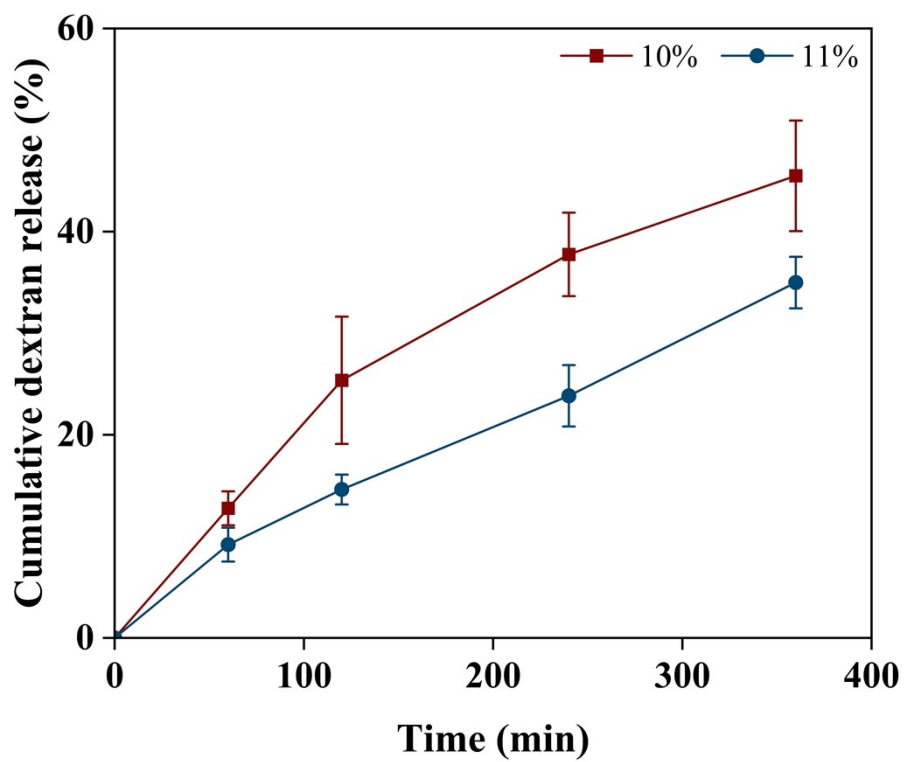


Figure S4. BSA release profile in PBS (pH 7.4) in the first six hours. Data in the figure are the average value of $n = 3$, \pm standard deviation.

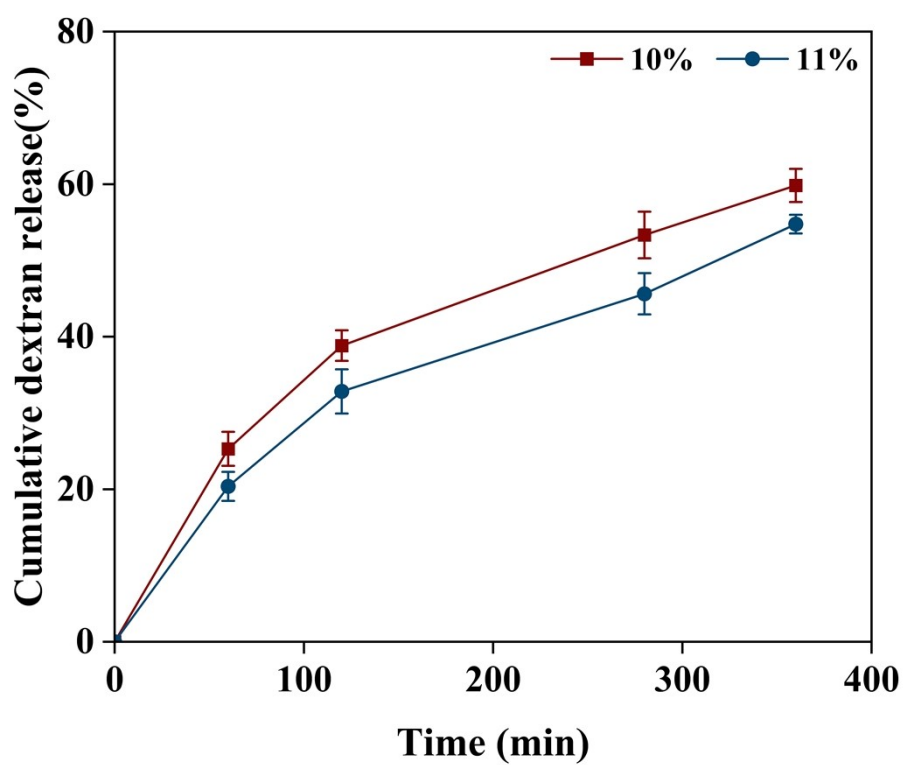


Figure S5. Dextran release profile in PBS (pH 7.4) in the first six hours. Data in the figure are the average value of $n = 3$, \pm standard deviation.

References

- (1) A. Kidane and P.P. Bhatt, *Curr Opin Chem Biol*, 2005, **9**, 347-351.
- (2) N. Bhattacharai, J. Gunn and M. Zhang, *Adv Drug Deliv Rev*, 2019, **62**, 83-99.
- (3) Y. Qiu and K. Park, *Advanced Drug Delivery Reviews*, 2012, **64**, 321-339.
- (4) M. Vigata, C. Meinert, D.W. Huttmacher and N. Bock. *Pharmaceutics*, 2020, **12**, 1188.
- (5) G. Ahuja and K. Pathak, *Indian Journal of Pharmaceutical Sciences*, 2009, **71**, 599–607.
- (6) M. Gulfam, S-H. Jo, S-W. Jo, T. T. Vu, S-H. Park, and K. T. Lim, *NPG Asia Materials*, 2022, **14**, 8.
- (7) J. Hu, C. Zhang, L. Zhou, Q. Hu, Y. Kong, D. Song, Y. Cheng and Y. Zhang, *Science China Materials* 2020, **64**, 1035-1046.
- (8) J. Zhao, X. Liang, H. Cao, T. Tan, *Bioresources and Bioprocessing*, 2020, **7**, 1.
- (9) S. Noppakundilongrat, S. Choopromkaw and S. Kiatkamjornwong, *J. APPL POLYM. SCI*, 2018, 135, 45654.
- (10) M.K. Nguyen and D.S. Lee, *Macromol Biosci*, 2010, **10**, 563-579.
- (11) J. Qu, X. Zhao, P.X. Ma and B. Guo, *Acta Biomater*, 2017, **58**, 168-180.
- (12) Y. Gao, A. Deng, X. Wu, C. Sun and C. Qi, *Reactive and Functional Polymers*, 2021, **161**, 104866.
- (13) M.S. Gil, T. Thambi, V.H.G. Phan, S.H. Kim and D.S. Lee, *J Mater Chem B*, 2017, **5**, 7140-7152.
- (14) H. Jang, K. Zhi, J. Wang, H. Zhao, B. Li and X. Yang, *Int J Biol Macromol*, 2020, **148**, 163-172.
- (15) Y.S. Jung, W. Park, H. Park, D.K. Lee and K. Na, *Carbohydr Polym*, 2017, **156**, 403-408.
- (16) R. Li, Y. Zhang, Z. Lin, Q. Lei, Y. Liu, X. Li, M. Liu, G. Wu, S. Luo, H. Wang, X.Zhang, L. Li, N. Ao and Z. Zha, *Composites Part B: Engineering*, 2021, **221**, 109031.
- (17) M. Fathi, P.S. Zangabad, S. Majidi, J. Barar, H. Erfan-Niya and Y. Omid, *Bioimpacts*, 2017, **7**, 269-277.
- (18) F.F. Azhar, E. Shahbazzpour and A. Olad, *Fibers and Polymers*, 2017, **18**, 416-423.
- (19) X. Bao, X. Si, X. Ding, L. Duan and C. Xiao, *Journal of Polymer Research*, 2019, **26**, 278.
- (20) H. Hamed, S. Moradi, S.M. Hudson and A.E. Tonelli, *Carbohydr Polym*, 2018, **199**, 445-460.
- (21) M. George and T.E. Abraham, *J Control Release*, 2006, **114**, 1-14.
- (22) O. Guaresti, C. Garcia-Astrain, R.H. Aguirresarobe, A. Eceiza and N. Gabilondo, *Carbohydr Polym*, 2018, **183**, 278-286.
- (23) X. Liu, N. Dan, W. Dan and J. Gong, *Int J Biol Macromol*, 2016, **82**, 989-997.
- (24) P. Bam, A. Bhatta and G. Krishnamoorthy, *Int J Biol Macromol*, 2019, **130**, 836-844.
- (25) I. Charhouf, A. Bennamara, A.Abourriche, A. Chenite, J. Zhu and M.Berrada, *International Journal of Sciences: Basic and Applied Research (IJSBAR)*, 2014, **16**, 336-348.
- (26) I.M.N. Vold and B.E. Christensen, *Carbohydr Res*, 2005, **340**, 679-684.
- (27) X. Wang, R. Song, M. Johnson, S. A, Z. He, C. Milne, X. Wang, I. Lara-Sáez, Q. Xu and W. Wang, *Materials (Basel)*, 2021, **14**, 5956.
- (28) M. L, X. P, M. H, C. W and X. Y. Research on essential performance of oxidized chitosan-crosslinked acellular porcine aorta modified with bioactive SCP/DOPA for esophageal scaffold with enhanced mechanical strength, biocompatibility and anti-inflammatory. *Int J Biol Macromol*, 2023, **241**, 124522.
- (29) M. L, Z. X, A. N. S, M. B, A. R, D. W, M. D. B and A. G. A validated ¹H NMR method for the determination of the degree of deacetylation of chitosan. *J. Pharm. Biomed. Anal*, 2003, **32**, 1149-1158.
- (30) J. Hoque, B. Bhattacharjee, R.G. Prakash, K. Paramanandham and J. Haldar, *Biomacromolecules*, 2018, **19**, 267-278.
- (31) M. Mahmoudzadeh, A. Fassihi, J. Emami, N.M. Davies and F. Dorkoosh, *J Drug Target*, 2013, **21**, 693-709.
- (32) A. Salama, *Int J Biol Macromol*, 2018, **108**, 471-476.
- (33) L. Xing, J. Sun, H. Tan, G. Yuan, J. Li, Y. Jia, D. Xiong, G. Chen, J. Lai, Z. Ling, Y. Chen and X. Niu, *Int J Biol Macromol*, 2019, **127**, 340-348.
- (34) S. Gou, D. Xie, Y. Ma, Y. Huang, F. Dai, C. Wang and B. Xiao, *ACS Biomater Sci Eng*, 2020, **6**, 1052-1063.
- (35) S. Pan, N. Zhang, X. He, Z. Fang, Y. Wu, Y. Wei, L. Tao. Poly(vinylalcohol) Modified via the Hantzsch Reaction for Biosafe Antioxidant Self-Healing Hydrogel. *ACS Macro Lett*, 2023, **12**, 1037–1044.