

Supporting Information

N-doped Carbon Nanowire Arrays Encapsulated Cobalt Phosphides as a Highly Efficient Bifunctional Electroactivity for Hydrogen and Oxygen Evolution

Shunlian Ning^{a, b, #}, *Qikai Wu*^{c, #}, *Yuguang Zhu*^c, *Shilong Liu*^c, *Wei Zhou*^c, *Luo Mi*^c, *Kai Zhou*^d,
Dengke Zhao^{a, *}, *Xiyun Zhang*^{e, *}, and *Nan Wang*^{e, *}

- a. School of Materials Science and Engineering, Henan Normal University, Xinxiang 453007, China.
- b. School of Chemistry, Sun Yat-sen University, Guangzhou, Guangdong 510275, China
- c. College of Environment and Energy, School of Environment and Energy, South China University of Technology, Guangzhou Higher Education Mega Center, Guangzhou 510006, China.
- d. Guangzhou Key Laboratory of Sensing Materials and Devices, Center for Advanced Analytical Science, School of Chemistry and Chemical Engineering, Guangzhou University, Guangzhou 510006, P.R. China.
- e. Siyuan laboratory, Guangzhou Key Laboratory of Vacuum Coating Technologies and New Energy Materials, Department of Physics, Jinan University, Guangzhou, Guangdong 510632, China.

E-mail: scutezhao@sina.com (D. K. Zhao); xiyunzhang@jnu.edu.cn (X. Y. Zhang);
nanwang@jnu.edu.cn (N. Wang);

* The corresponding author

These authors contributed equally to this work.




Fig. S1. SEM image of bare CF.

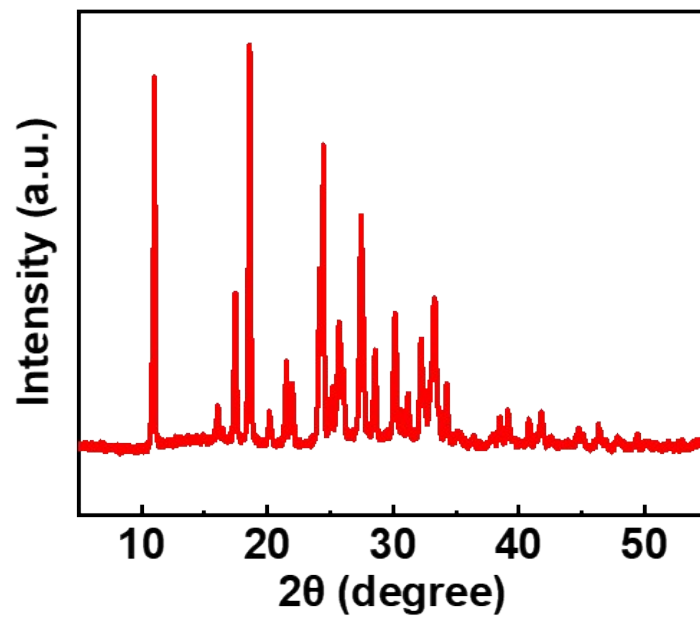


Fig. S2. XRD pattern of pure TCNQ.

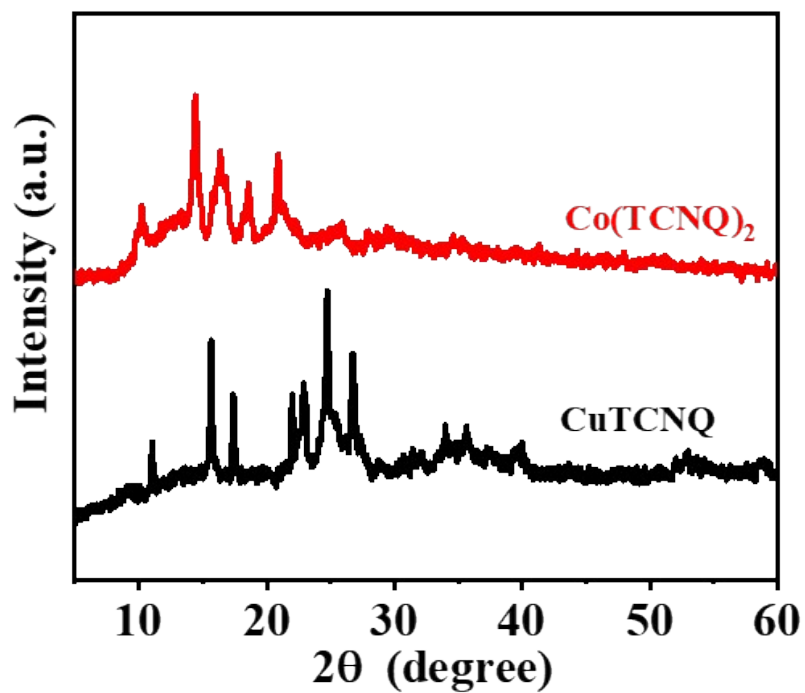


Fig. S3. XRD pattern of CuTCNQ and Co(TCNQ)₂.

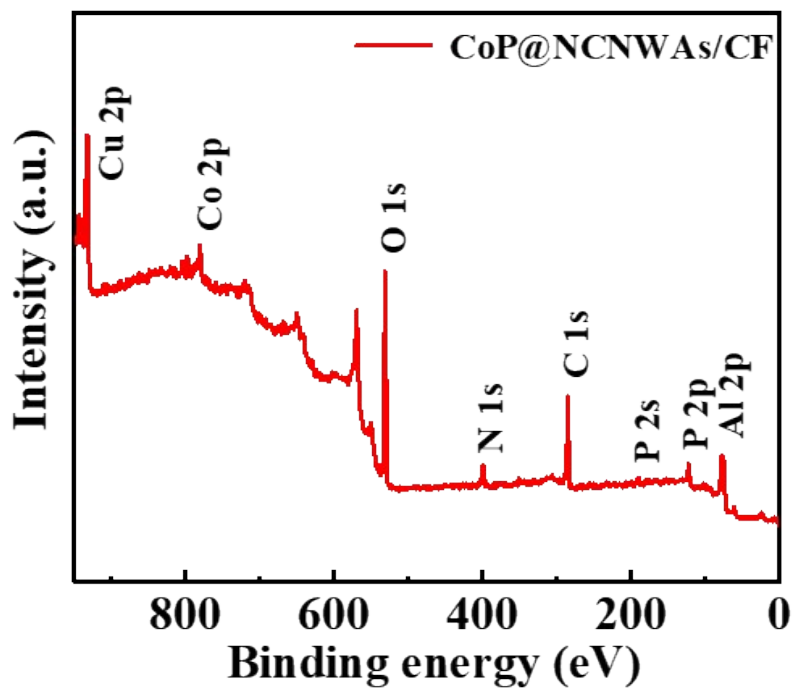


Fig. S4. The full XPS spectrum of CoP@NCNWAs/CF.

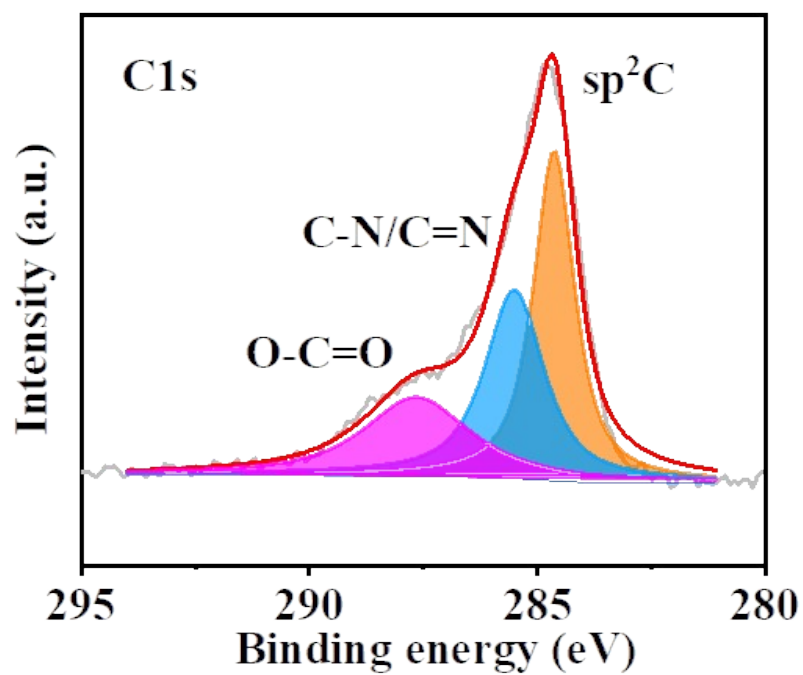


Fig. S5. The C1s spectrum of the CoP@NCNWAs.

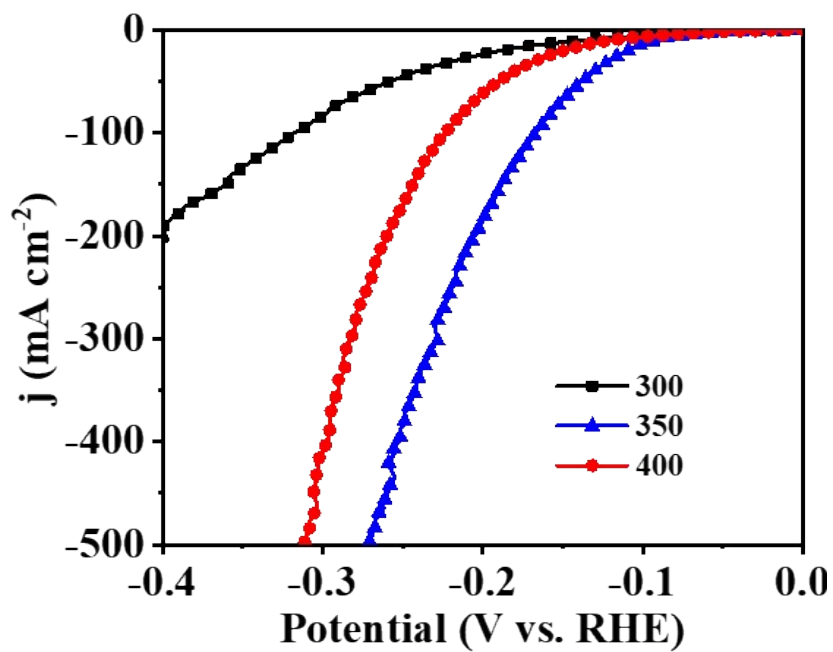


Fig. S6. The influence of the phosphidation temperatures on electrocatalytic HER performance.

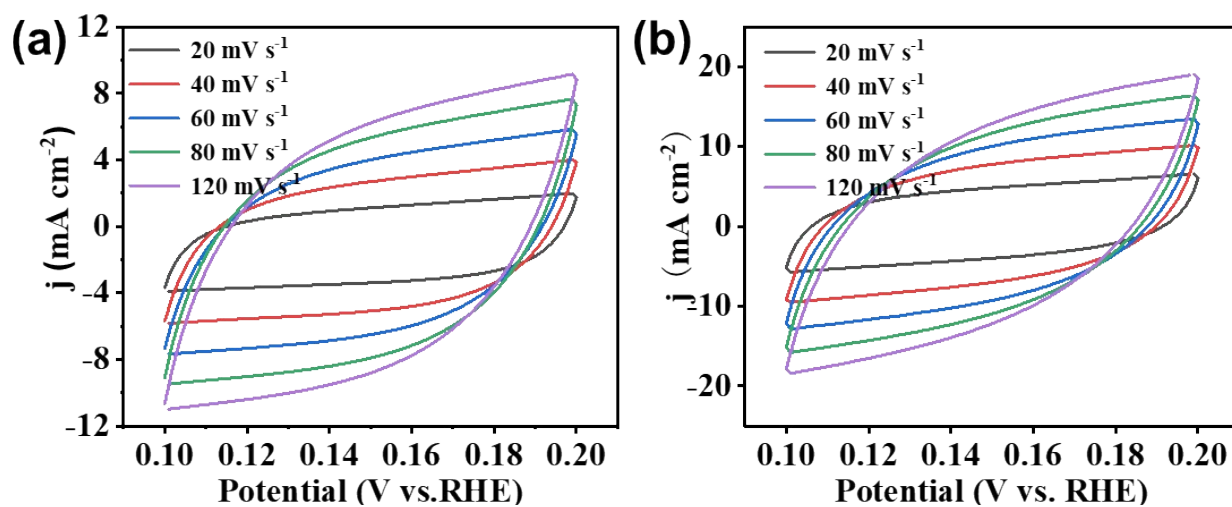


Fig. S7. (a, b) CV curves of CoP/CF and CoP@NCNWAs/CF between 0.1 and 0.2 V vs. RHE with different scan rate (20, 40, 60, 80 and 100 mV s⁻¹).

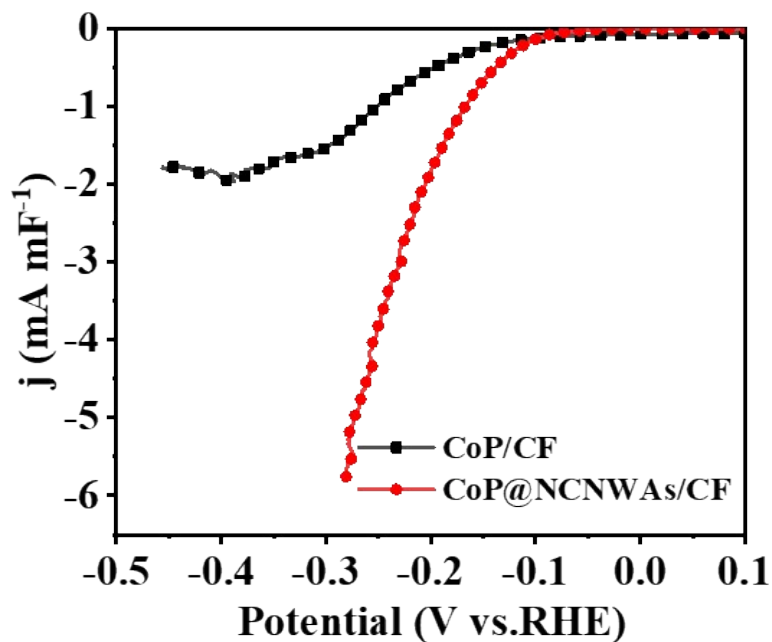


Fig. S8. The HER LSV normalized by ECSA.

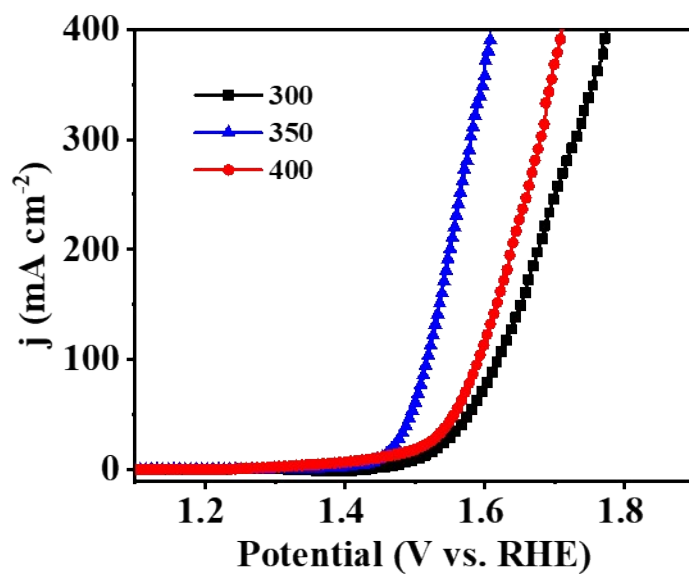


Fig. S9. The influence of the phosphidation temperatures on electrocatalytic HER performance.

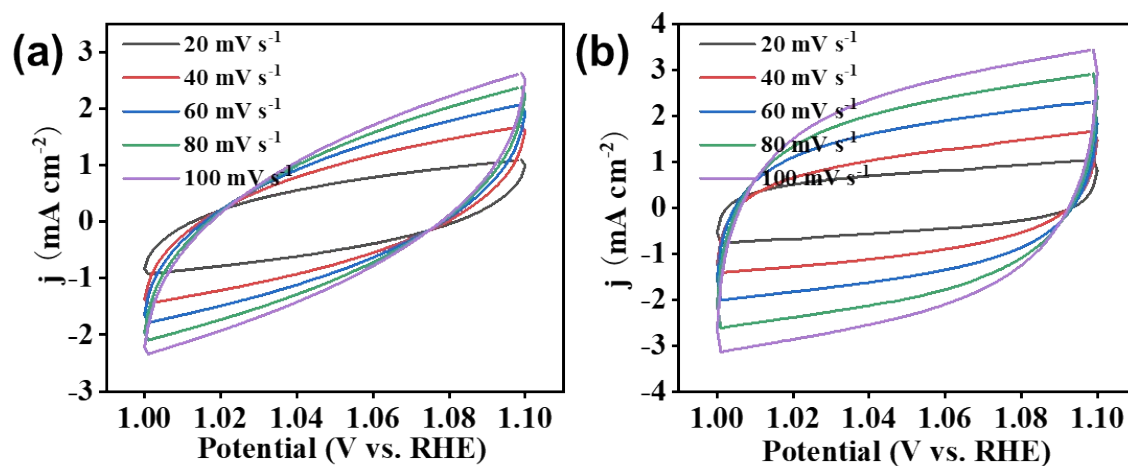


Fig. S10. CV curves of CoP/CF and CoP@NCNWAs/CF between 1.0 and 1.1 V vs. RHE with different scan rate (20, 40, 60, 80 and 100 mV s^{-1}).

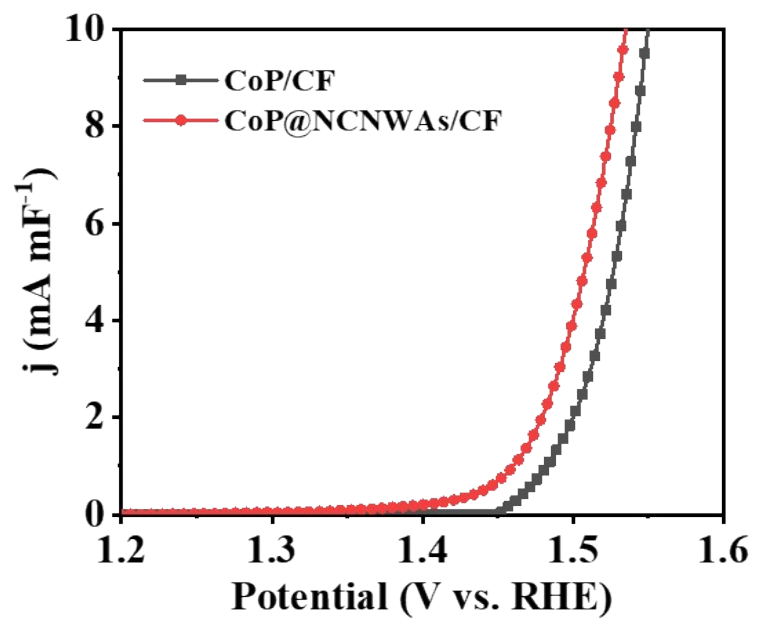


Fig. S11. The OER LSV normalized by ECSV.

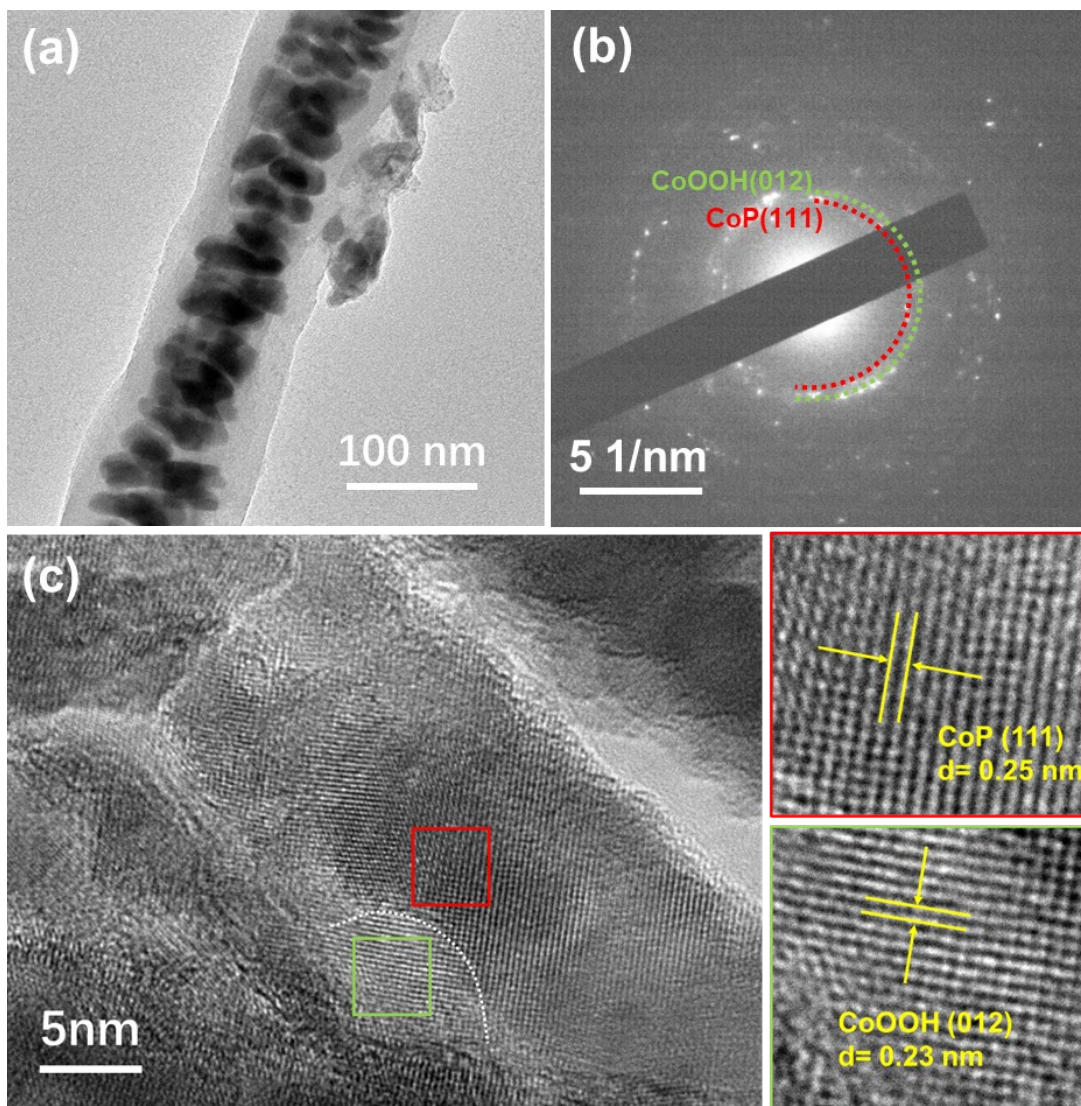


Fig. S12. (a) TEM, (b) the corresponding the SAED pattern and (c) HRTEM images of CoP@NCNWAs/NF after OER test.

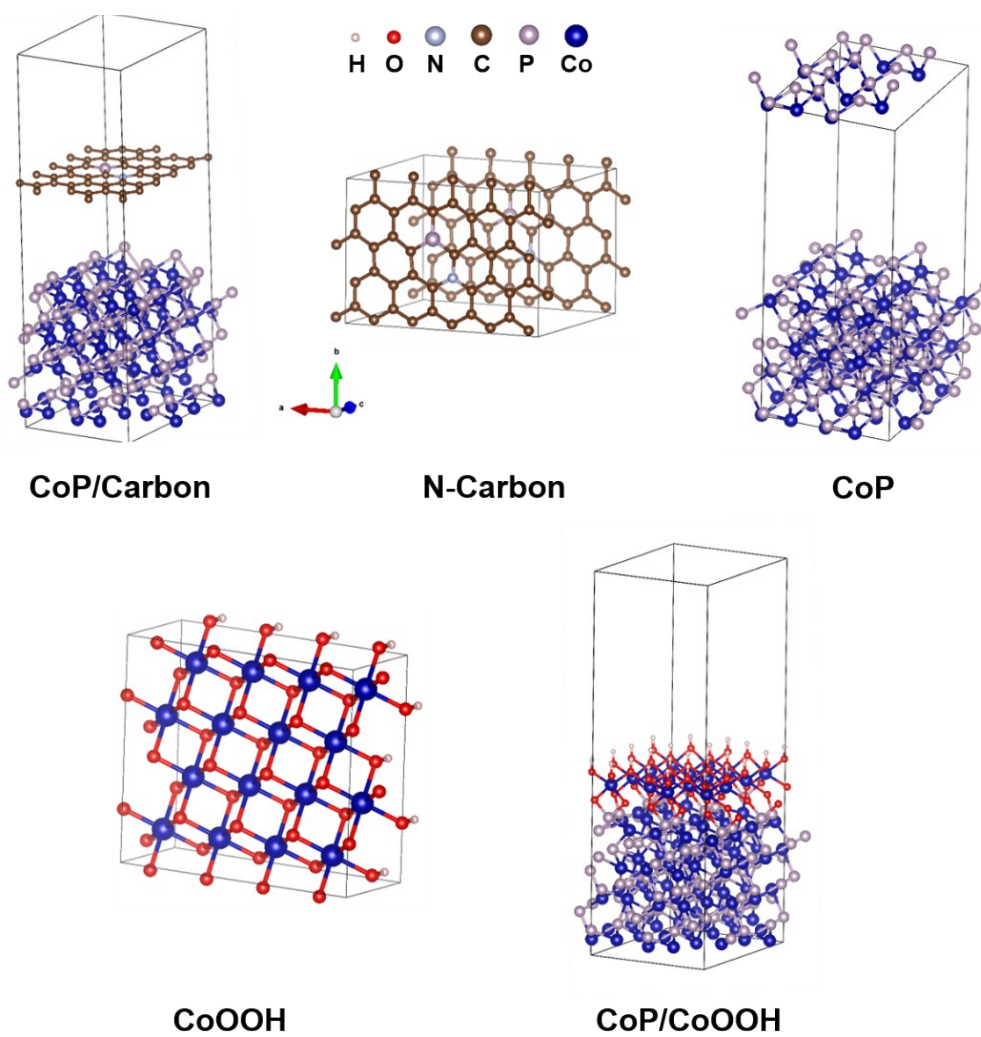


Fig. S13. Schematic illustration of the atomic structure of CoP, CoOOH, N-carbon, CoP/carbon interface and CoP/CoOOH interface.

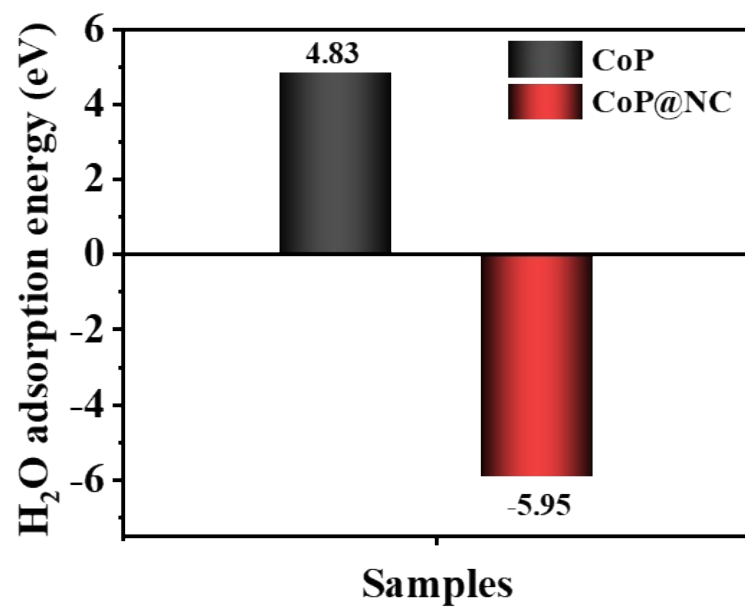


Fig. S14. H₂O adsorption energy of CoP and CoP/NC

Table S1. The amount of all elements in the as-synthesized CoP@NCNWAs/CF

Element	P	Co
Content (wt.%)	18.32	36.73

Table S2. Comparison of HER performance of CoP@NCNWAs/CF with non-precious metal-based self-supported electrocatalysts reported recently in 1.0 M KOH.

Electrocatalysts	$\eta@100 \text{ mA cm}^{-2}$ (mV)	Tafel slope (mV dec ⁻¹)	References
Co ₄ N-CeO ₂ /GP ¹	103	61	Adv. Funct. Mater. 2020, 30, 1910596
Ni ₃ N-VN/NF ²	218	37	Adv. Mater. 2019, 31, 1901174
NiSe ₂ /Ni ₃ Se ₄ /NF ³	228	69.7	Appl. Catal., B. 2022, 303, 120915
TMP NiZn-Ni/NF ⁴	115	47.3	Nano Energy, 2021, 89, 106402
CoTeNR/NF ⁵	340	115	Small Methods, 2019, 3, 1900113
Ni-Gr-CNTs-Ni ₂ P ⁶	124	41	ACS Nano 2021, 15, 5586-5599
O, Mo-CoP/NF ⁷	192	65.4	ChemElectroChem, 2021, 8, 103-111
Ni/Mo ₂ C-NCSs ⁸	131	66	Chem. Eng. J. 2022, 431, 134126
CoS ₂ /MoS ₂ @CC ⁹	159	62.8	ChemSusChem, 2020, 14, 699-708
NF-Ni ₃ S ₂ /MnO ₂ ¹⁰	197	69	Appl. Catal., B. 2019, 254, 329-338
Co/CoMoN/NF ¹¹	173	68.9	Adv. Sci. 2022, 2105313
CrO _x -Ni ₃ N ¹²	220	73.4	Small, 2022, 2106554
CFeCoNiP-NF ¹³	150	31	J. Mater. Chem. A, 2020, 8, 9939-9950
NF@Mo-Ni _{0.85} Se ¹⁴	260	98.98	Chem. Eng. J. 2021, 422, 130125
Ni-MoO ₂ /NF-IH ¹⁵	204	75	Adv. Funct. Mater. 2021, 31, 2009580
CoP@NCNWAs/CF	166	43.46	This work

Table S3. Comparison of OER performance of CoP@NCNWAs/CF with non-precious metal-based self-supported electrocatalysts reported recently in 1.0 M KOH.

Electrocatalysts	100 mA cm ⁻² (mV)	Tafel slope (mV dec ⁻¹)	References
CoP _x @CNS ¹⁶	1.55	70	Angew. Chem. Int. Ed. 2020, 59, 21360-21366
Ni ₂ P-VP ₂ /NF ²	1.628	49	Adv. Mater. 2019, 31, 1901174
Ce-m-Ni(OH) ₂ @NiSe ₂ ¹⁷	1.47	27	Adv. Energy Mater. 2021, 11, 2101266
a-LNFBPO ¹⁸	1.525	37	Adv. Energy Mater. 2021, 11, 2100624
Fe/Mo ₂ C-NCSs ⁸	1.523	83	Chem. Eng. J. 2022, 431, 134126
Co ₄ N-CeO ₂ /GP ¹	1.54	37.1	Adv. Funct. Mater. 2020, 30, 1910596
N-Co ₃ O ₄ @C@NF ¹⁹	1.62	89	Adv. Sci. 2019, 6, 1900272
CoS ₂ /MoS ₂ @CC ⁹	1.57	57.5	ChemSusChem, 2020, 14, 699-708
CoNi-HAB/Co(OH) ₂ /CFP ²⁰	1.62	42	Small, 2020, 16, 1907043
CoTeNR/NF ⁵	1.58	75	Small Methods, 2019, 3, 1900113
Vo _x /Ni ₃ S ₂ @NF ²¹	1.588	82	J. Mater. Chem. A, 2019, 7, 10534-10542
Co/CoMoN/NF ¹¹	1.533	56	Adv. Sci. 2022, 2105313
Co-CH@NiFe-LDH/NF ²²	1.462	56	Chem. Eng. J. 2021, 422, 130123
FeNi-HDNAs ²³	1.53	91.66	Appl. Catal., B. 2020, 261, 118193
Ni-Gr-CNTs-Ni ₂ P ⁶	1.53	42	ACS Nano, 2021, 15, 5586-5599
CoP@NCNWAs/CF	1.517	88.79	This work

References

1. H. Sun, C. Tian, G. Fan, J. Qi, Z. Liu, Z. Yan, F. Cheng, J. Chen, C. P. Li and M. Du, *Boosting Activity on Co₄N Porous Nanosheet by Coupling CeO₂ for Efficient Electrochemical Overall Water Splitting at High Current Densities*, *Adv. Funct. Mater.*, 2020, **30**.
2. H. Yan, Y. Xie, A. Wu, Z. Cai, L. Wang, C. Tian, X. Zhang and H. Fu, *Anion-Modulated HER and OER Activities of 3D Ni-V-Based Interstitial Compound Heterojunctions for High-Efficiency and Stable Overall Water Splitting*, *Adv. Mater.*, 2019, **31**, e1901174.
3. L. Tan, J. Yu, H. Wang, H. Gao, X. Liu, L. Wang, X. She and T. Zhan, *Controllable synthesis and phase-dependent catalytic performance of dual-phase nickel selenides on Ni foam for overall water splitting*, *Appl. Catal. B: Environ.*, 2022, **303**.
4. Q. Zhou, Q. Hao, Y. Li, J. Yu, C. Xu, H. Liu and S. Yan, *Free-standing trimodal porous NiZn intermetallic and Ni heterojunction as highly efficient hydrogen evolution electrocatalyst in the alkaline electrolyte*, *Nano Energy*, 2021, **89**.
5. L. Yang, H. Xu, H. Liu, D. Cheng and D. Cao, *Active Site Identification and Evaluation Criteria of In Situ Grown CoTe and NiTe Nanoarrays for Hydrogen Evolution and Oxygen Evolution Reactions*, *Small Methods*, 2019, **3**.
6. S. Riyajuddin, K. Azmi, M. Pahuja, S. Kumar, T. Maruyama, C. Bera and K. Ghosh, *Super-Hydrophilic Hierarchical Ni-Foam-Graphene-Carbon Nanotubes-Ni₂P-Cu₂P Nano-Architecture as Efficient Electrocatalyst for Overall Water Splitting*, *ACS Nano*, 2021, **15**, 5586-5599.
7. J. Mu, J. Xu, C. Zhou, Q. Wang, X. G. Wang, Z. Y. Liu, X. J. Zhao and E. C. Yang, *Self-Supported Oxygen and Molybdenum Dual-Doped Cobalt Phosphide Hierarchical Nanomaterials as Superior Bifunctional Electrocatalysts for Overall Water Splitting*, *ChemElectroChem*, 2020, **8**, 103-111.
8. Y. Xu, J. Yang, T. Liao, R. Ge, Y. Liu, J. Zhang, Y. Li, M. Zhu, S. Li and W. Li, *Bifunctional water splitting enhancement by manipulating Mo-H bonding energy of transition Metal-Mo₂C heterostructure catalysts*, *Chem. Eng. J.*, 2022, **431**.
9. G. Zhou, X. Wu, M. Zhao, H. Pang, L. Xu, J. Yang and Y. Tang, *Interfacial Engineering-Triggered Bifunctionality of CoS₂/MoS₂ Nanocubes/Nanosheet Arrays for High-Efficiency Overall Water Splitting*, *ChemSusChem*, 2021, **14**, 699-708.
10. Y. Xiong, L. Xu, C. Jin and Q. Sun, *Interface-engineered atomically thin Ni₃S₂/MnO₂ heterogeneous nanoarrays for efficient overall water splitting in alkaline media*, *Appl. Catal. B: Environ.*, 2019, **254**, 329-338.
11. H. Ma, Z. Chen, Z. Wang, C. V. Singh and Q. Jiang, *Interface Engineering of Co/CoMoN/NF Heterostructures for High-Performance Electrochemical Overall Water Splitting*, *Adv Sci (Weinh)*, 2022, DOI: 10.1002/advs.202105313, e2105313.
12. M. Yang, M. Zhao, J. Yuan, J. Luo, J. Zhang, Z. Lu, D. Chen, X. Fu, L. Wang and C. Liu, *Oxygen Vacancies and Interface Engineering on Amorphous/Crystalline CrOx-Ni₃N Heterostructures toward High-Durability and Kinetically Accelerated Water Splitting*, *Small*, 2022, DOI: 10.1002/smll.202106554, e2106554.
13. F.-T. Tsai, Y.-T. Deng, C.-W. Pao, J.-L. Chen, J.-F. Lee, K.-T. Lai and W.-F. Liaw, *The HER/OER mechanistic study of an FeCoNi-based electrocatalyst for alkaline water splitting*, *J. Mater. Chem. A*, 2020, **8**, 9939-9950.
14. C. Yang, C. Wang, L. Zhou, W. Duan, Y. Song, F. Zhang, Y. Zhen, J. Zhang, W. Bao, Y. Lu, D. Wang and F. Fu, *Refining d-band center in Ni_{0.85}Se by Mo doping: A strategy for boosting hydrogen generation via*

- coupling electrocatalytic oxidation 5-hydroxymethylfurfural*, *Chem. Eng. J.*, 2021, **422**.
15. G. Xiong, Y. Chen, Z. Zhou, F. Liu, X. Liu, L. Yang, Q. Liu, Y. Sang, H. Liu, X. Zhang, J. Jia and W. Zhou, *Rapid Synthesis of Various Electrocatalysts on Ni Foam Using a Universal and Facile Induction Heating Method for Efficient Water Splitting*, *Adv. Funct. Mater.*, 2021, **31**.
 16. C. C. Hou, L. Zou, Y. Wang and Q. Xu, *MOF-Mediated Fabrication of a Porous 3D Superstructure of Carbon Nanosheets Decorated with Ultrafine Cobalt Phosphide Nanoparticles for Efficient Electrocatalysis and Zinc-Air Batteries*, *Angew Chem Int Ed*, 2020, **59**, 21360-21366.
 17. S. F. Zai, X. Y. Gao, C. C. Yang and Q. Jiang, *Ce-Modified Ni(OH)₂ Nanoflowers Supported on NiSe₂ Octahedra Nanoparticles as High-Efficient Oxygen Evolution Electrocatalyst*, *Adv. Energy Mater.*, 2021, **11**.
 18. J. Kwon, H. Han, S. Jo, S. Choi, K. Y. Chung, G. Ali, K. Park, U. Paik and T. Song, *Amorphous Nickel-Iron Borophosphate for a Robust and Efficient Oxygen Evolution Reaction*, *Adv. Energy Mater.*, 2021, **11**.
 19. Y. Ha, L. Shi, Z. Chen and R. Wu, *Phase-Transited Lysozyme-Driven Formation of Self-Supported Co₃O₄@C Nanomeshes for Overall Water Splitting*, *Adv Sci (Weinh)*, 2019, **6**, 1900272.
 20. C. Li, Y. Gao, X. Xia, J. Zhu, X. Wang and Y. Fu, *Hierarchically Structured Two-Dimensional Bimetallic CoNi-Hexaaminobenzene Coordination Polymers Derived from Co(OH)₂ for Enhanced Oxygen Evolution Catalysis*, *Small*, 2020, **16**, e1907043.
 21. Y. Niu, W. Li, X. Wu, B. Feng, Y. Yu, W. Hu and C. M. Li, *Amorphous nickel sulfide nanosheets with embedded vanadium oxide nanocrystals on nickel foam for efficient electrochemical water oxidation*, *J. Mater. Chem. A*, 2019, **7**, 10534-10542.
 22. S. Cao, H. Huang, K. Shi, L. Wei, N. You, X. Fan, Z. Yang and W. Zhang, *Engineering superhydrophilic/superaerophobic hierarchical structures of Co-CH@NiFe-LDH/NF to boost the oxygen evolution reaction*, *Chem. Eng. J.*, 2021, **422**.
 23. N. Yu, W. Cao, M. Huttula, Y. Kayser, P. Hoenicke, B. Beckhoff, F. Lai, R. Dong, H. Sun and B. Geng, *Fabrication of FeNi hydroxides double-shell nanotube arrays with enhanced performance for oxygen evolution reaction*, *Appl. Catal. B: Environ.*, 2020, **261**.