

To complete the repeatability analysis of this work, Figs. S1-S5 illustrate the repetitive results correspondingly. As can be seen, the repeated results showed relatively good consistency with differences laid within the allowable range of error. Therefore, it can be concluded that the precision of this work is reliable.




Fig. S1. The repeated results of surface temperature curves for Fig. 2 in the main text




Fig. S2. The repeated results for ARC testing




Fig. S3. The repeated results for overcharge testing




Fig. S4. The repeated results for cells with different SOCs in over-heating testing




Fig. S5. The repeated results for cells with different SOHs in over-heating testing