

## Electronic Supplementary Information

### Evaluation of the catalytic activity of Zn-MOF-74 for the alcoholysis of cyclohexene oxide

J. Gabriel Flores,<sup>†,a,b</sup> Juan L. Obeso,<sup>†,c,d</sup> V. Martínez-Jiménez,<sup>a</sup> Nancy Martín-Guaregua,<sup>e</sup>  
Alejandro Islas-Jácome,<sup>e</sup> Eduardo González-Zamora,<sup>e</sup> Héctor Serrano-Espejel,<sup>e</sup> Britney  
Mondragón-Rodríguez,<sup>e</sup> Carolina Leyva,<sup>c</sup> Ilich A. Ibarra,<sup>d</sup> Ricardo A. Peralta,<sup>\*e</sup> Julia Aguilar-  
Pliego<sup>\*b</sup> and José Antonio de los Reyes<sup>\*a</sup>

<sup>a</sup> *Departamento de Ingeniería de Procesos e Hidráulica, División de Ciencias Básicas e Ingeniería,  
Universidad Autónoma Metropolitana-Iztapalapa, 09340, Ciudad de México, México*

<sup>b</sup> *Área de Química Aplicada, Departamento de Ciencias Básicas, Universidad Autónoma  
Metropolitana-Azcapotzalco, 02200, Ciudad de México, México*

<sup>c</sup> *Instituto Politécnico Nacional, CICATA U. Legaria 694 Irrigación, 11500, Miguel Hidalgo, Ciudad de  
México, México*

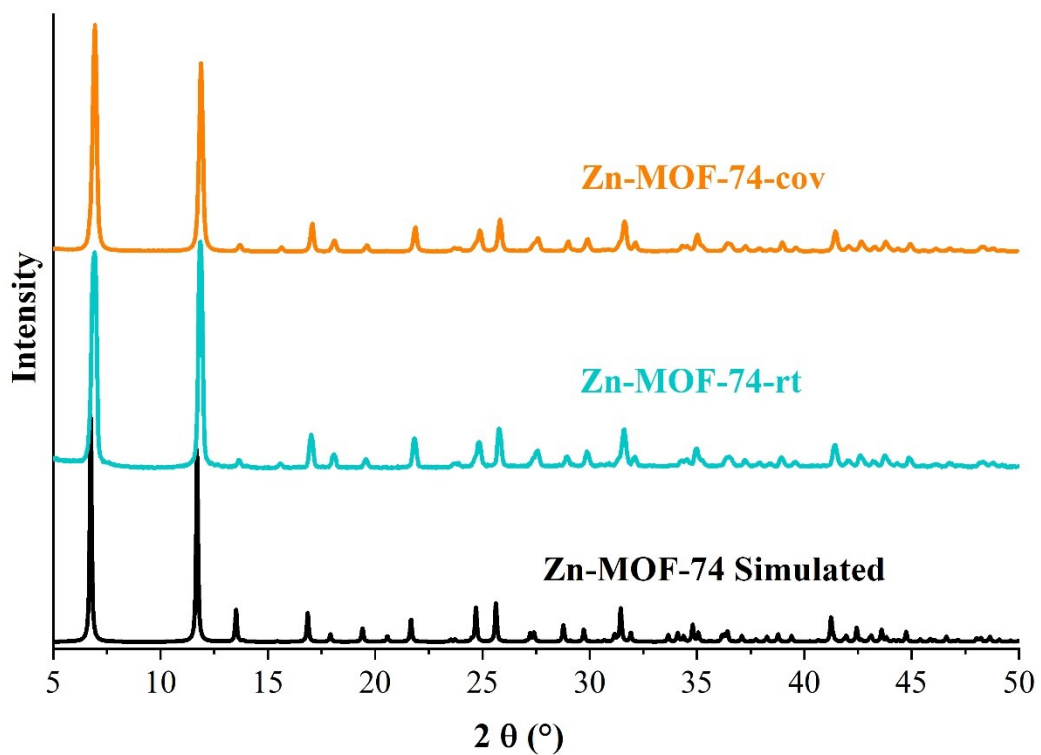
<sup>d</sup> *Laboratorio de Fisicoquímica y Reactividad de Superficies (LaFReS) Instituto de Investigaciones en  
Materiales, Universidad Nacional Autónoma de México Circuito Exterior s/n, CU, Coyoacán, 04510,  
Ciudad de México, Mexico*

<sup>e</sup> *Departamento de Química, División de Ciencias Básicas e Ingeniería, Universidad Autónoma  
Metropolitana- Iztapalapa, 09340, Ciudad de México, México*

*\*Corresponding Authors*

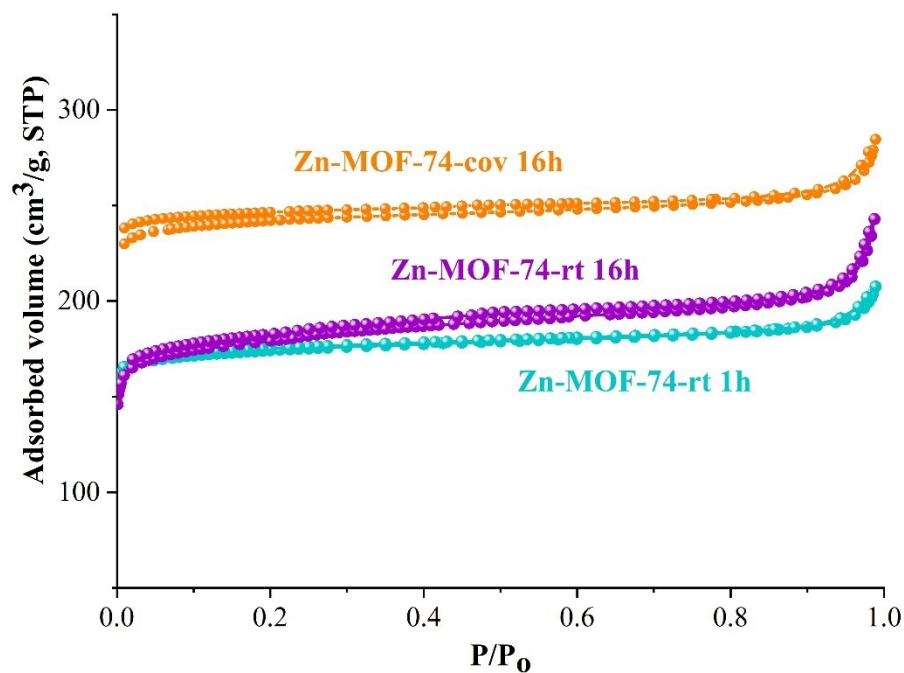
*Email: rperalta@izt.uam.mx, apj@azc.uam.mx, jarh@xanum.uam.mx*

1. PXRD of MOF-74



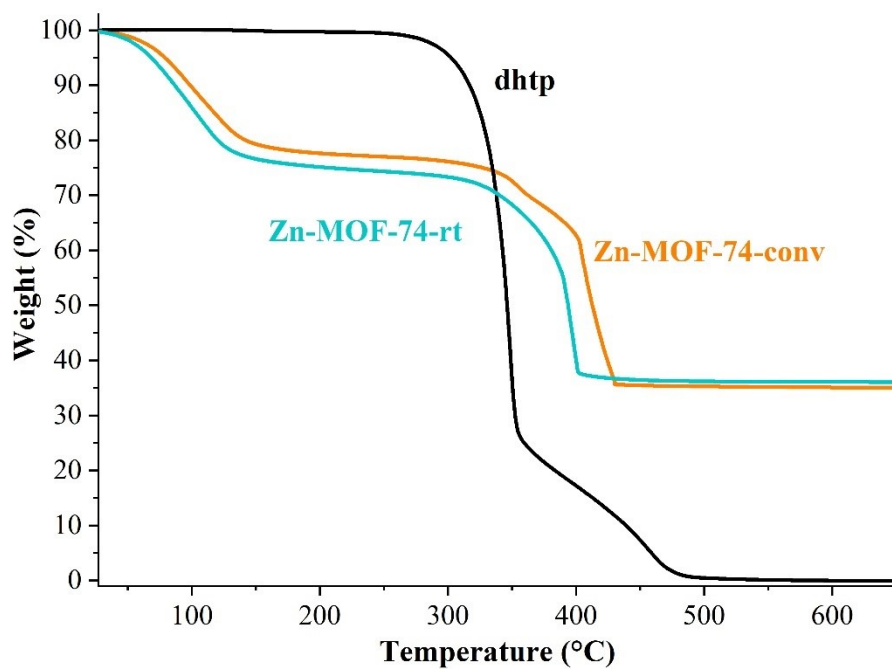
**Figure S1.** PXRD of Zn-MOF-74 synthesized at room temperature (blue), Zn-MOF-74 synthesized by conventional method (orange) and dhtp (black)

## 2. N<sub>2</sub> adsorption/desorption isotherm




**Figure S2.** N<sub>2</sub> isotherm of Zn-MOF-74 synthesized at room temperature and activated by 1 h (blue), activated by 16 h (purple) and synthesized by conventional method and activated by 16 h (orange)

## 3. TGA of Zn-MOF-74



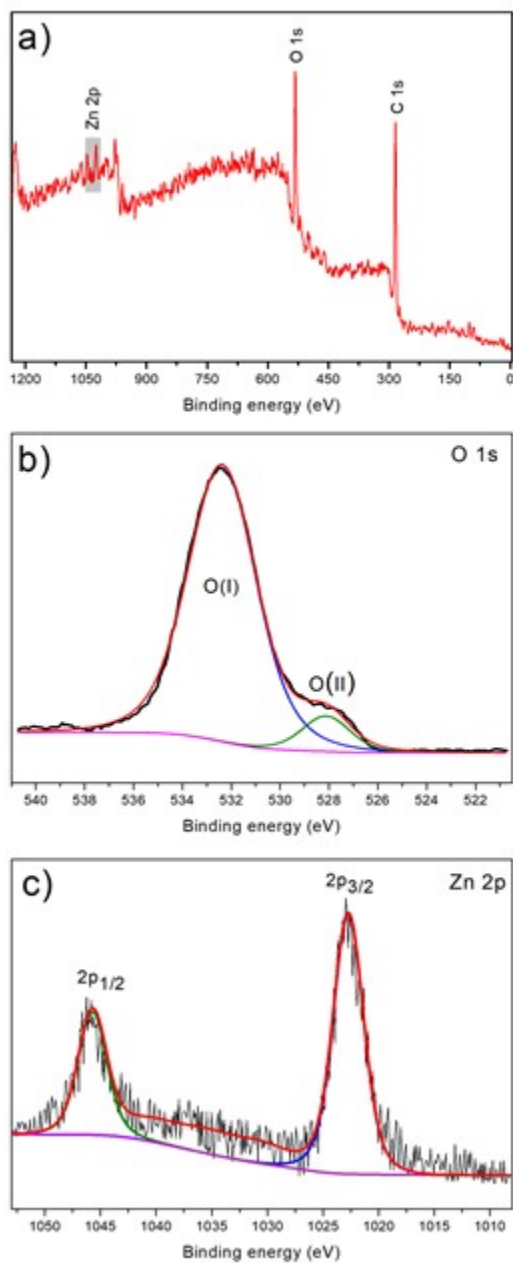
**Figure S3.** Thermal gravimetric analysis of Zn-MOF-74 synthesized at room temperature (blue), Zn-MOF-74 synthesized by conventional method (orange) and dhtp (black)

4. SEM images of Zn-MOF-74



**Figure S4.** Micrographs of Zn-MOF-74 room temperature synthesis (left) and conventional synthesis (right)

5. high-resolution XPS of Zn-MOF-74



**Figure S5.** a) XPS survey spectra, in the range from 1200 eV to 0 eV, high-resolution XPS spectra and fitted peaks of b) O 1s and c) Zn 2p.

6. Conversion of cyclohexene oxide for each test

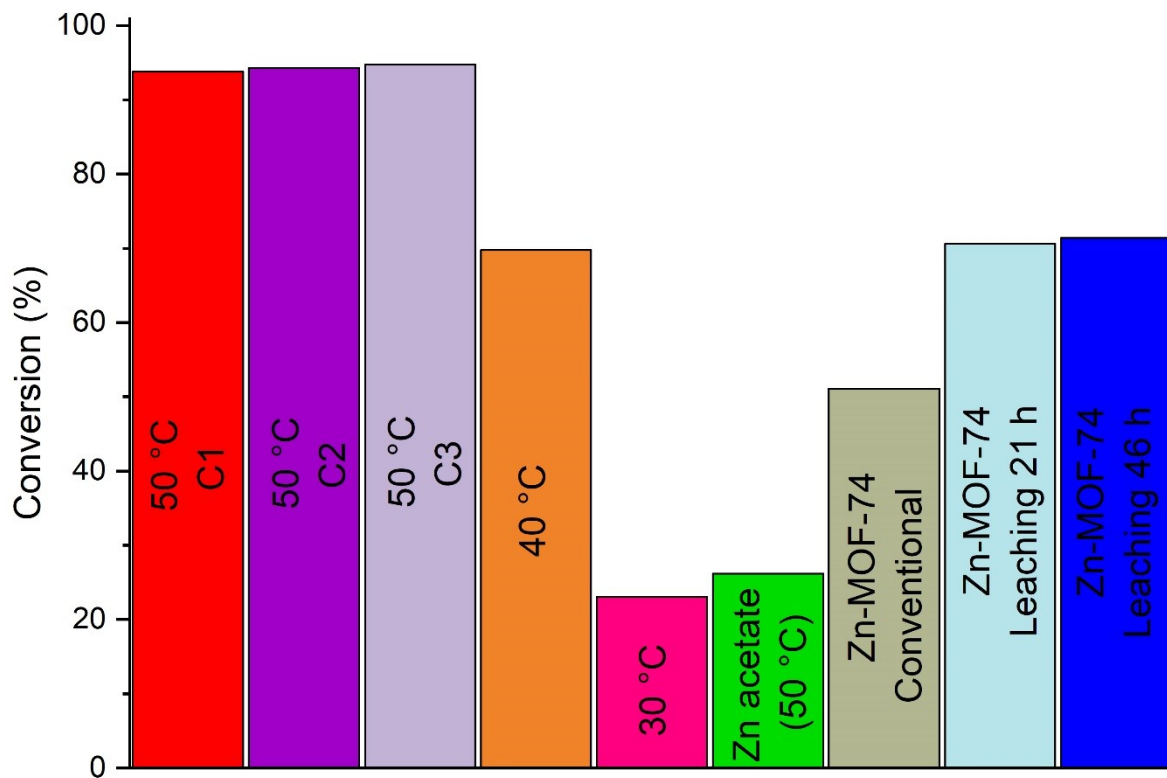


Figure S6. Conversion of cyclohexene oxide at 46 h