

Electronic supplementary information

Nitron-Derivative-Based Palladium Carbene Complexes: Structural Characterizations, Theoretical Calculations, and Catalytic Applications in the Mizoroki-Heck Coupling Reaction

Ming-Yi Lee, Chih-Hsiang Liao, Hsiu-Yu Hung, Jhen-Yi Lee,* and Hon Man Lee*

Department of Chemistry, National Changhua University of Education, Changhua 500, Taiwan

Email: leehm@cc.ncue.edu.tw

Table of contents

1.	Crystallographic data	S2
2.	Time-yield curves	S3
3.	Synthesis of new ligand precursors	S3
4.	Experimental section	S4
5.	NMR spectra of ligand precursors	S11
6.	NMR spectra of metal complexes	S13
7.	NMR assignments of catalytic products	S19
8.	NMR spectra of catalytic products	S23
9.	XPS spectra	S34
10.	References	S37
11.	Optimized geometries	S39

1. Crystallographic data

Table S1. Crystallographic data

	1a	1b	1c	2	4
empirical formula	C ₄₄ H ₃₆ N ₈ O ₄ Pd	C ₂₆ H ₄₆ N ₈ O ₃ Pd ·5.5H ₂ O	C ₃₈ H ₅₄ N ₈ O ₃ Pd	C ₂₆ H ₄₄ N ₈ O ₃ Pd	C ₂₅ H ₂₁ I ₂ N ₅ Pd· CH ₂ Cl ₂
formula weight	847.21	667.57	777.29	623.09	836.59
crystal system	triclinic	Orthorhombic	monoclinic	triclinic	Orthorhombic
space group	<i>P</i> $\bar{1}$	<i>Pbca</i>	<i>P2</i> ₁ / <i>c</i>	<i>P</i> $\bar{1}$	<i>Pca2</i> ₁
<i>a</i> , Å	10.1350(4)	20.866(5)	15.7355(2)	10.7070(3)	18.6757(7)
<i>b</i> , Å	12.5937(5)	11.513(3)	26.5299(3)	11.5157(3)	10.0915(4)
<i>c</i> , Å	16.0612(6)	29.853(6)	18.7343(2)	12.8117(3)	15.2442(6)
α , deg	109.954(2)	90	90	79.913(2)	90
β , deg	97.699(2)	90	103.4930(10)	77.412(2)	90
γ , deg	95.951(2)	90	90	75.138(2)	90
<i>V</i> , Å ³	1884.85(13)	7172(3)	7604.98(16)	1478.17(7)	2873.01(19)
<i>T</i> , K	150(2)	150(2)	100(2)	100(2)	150(2)
<i>Z</i>	2	8	8	2	4
F(000)	868	2792	3264	652	1600
no. of unique data	8216	7827	13586	5255	7483
no. of params refined	517	381	914	355	326
<i>R</i> ₁ ^{<i>a</i>} [<i>I</i> > 2σ(<i>I</i>)]	0.0449	0.0688	0.0882	0.0271	0.0277
<i>wR</i> ₂ ^{<i>b</i>} (all data)	0.1165	0.2035	0.2227	0.0720	0.0582

^{*a*}*R*₁ = $\Sigma(|F_o| - |F_c|) / \Sigma |F_o|$. ^{*b*}*wR*₂ = $[\Sigma(|F_o|^2 - |F_c|^2)^2 / \Sigma(F_o^2)]^{1/2}$

2. Time-yield curves

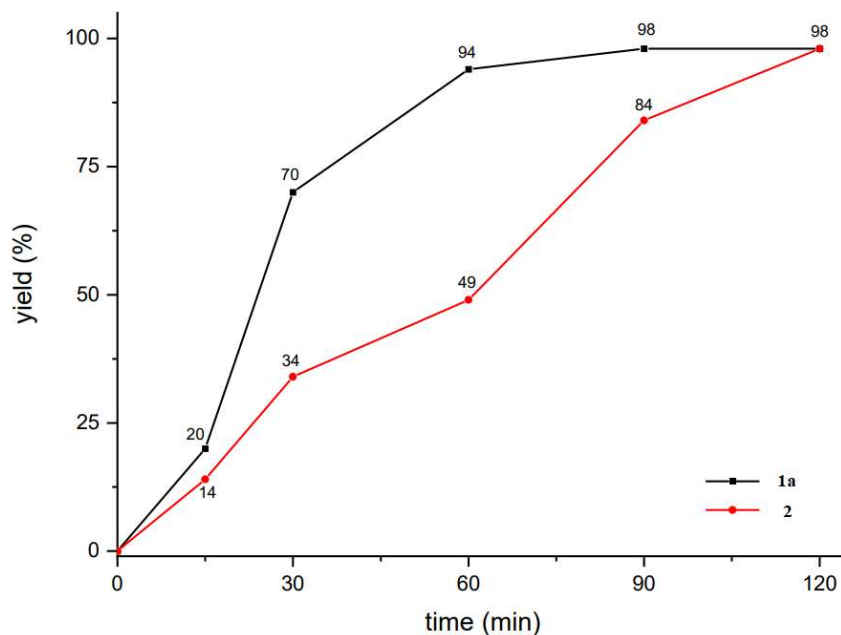
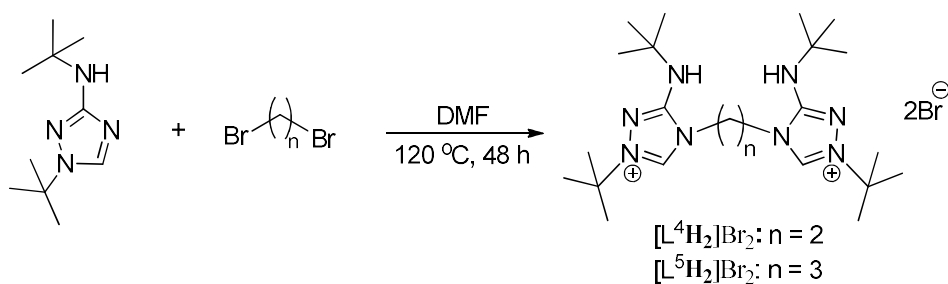


Figure S1. Time-yield curves of the Mizoroki-Heck coupling reaction between 4-chloroacetophenone and styrene at 120 °C catalyzed complexes **1a** and **2**.

3. Synthesis of new ligand precursors.



Scheme S1. Synthesis of ligand precursors

Scheme 1 outlines the synthetic route for preparing the unknown bis(carbene) ligand precursors $[\text{L}^4\text{H}_2]\text{Br}_2$ and $[\text{L}^5\text{H}_2]\text{Br}_2$ (L^4 and L^5 = bis(carbene) ligands with ethylene and propylene bridges,

respectively). The synthesis involved nucleophilic substitution reactions of 3-*tert*-butylamino-1-*tert*-butyl-1,2,4-triazole with respective dialkyl bromides in DMF as the solvent. The successful formation of these compounds was confirmed by the presence of characteristic downfield signals in the proton nuclear magnetic resonance (NMR) spectra. Specifically, the *NCHN* signals appeared at 10–11 ppm, indicating the presence of the desired triazolium salts. The *NH* proton exhibited a chemical shift of 7.61 ppm in [L⁴H₂]Br₂, whereas the corresponding signal was observed at 6.86 ppm in [L⁵H₂]Br₂. These spectroscopic observations provided evidence for the successful synthesis of the bis(carbene) ligand precursors.

4. Experimental section

General information. The starting chemicals were obtained from suppliers and used as received without any additional purification. The solvents utilized in the reactions were purified using standard methods to remove any impurities. The reactions were carried out employing the standard Schlenk technique under a dry N₂ atmosphere to ensure an inert environment. NMR spectra, including ¹H and ¹³C{¹H}, were acquired using a Bruker AV-300 spectrometer operating at frequencies of 300.13 MHz and 75.47 MHz, respectively. Elemental analysis data, encompassing carbon, hydrogen, and nitrogen content, were obtained using a Thermo Flash 2000 CHN-O elemental analyzer. Pd(*dba*)(*ma*) (*dba* = *N,N'*-ditert-butylethane-1,2-diimine) was prepared according to a literature procedure.¹ These experimental procedures ensured the use of high-quality reagents, appropriate purification of solvents,

and suitable analytical techniques to obtain reliable and accurate results.

Synthesis of ligand precursor [L⁴H₂]Br₂. A mixture of 3-*tert*-butylamino-1-*tert*-butyl-1,2,4-triazole (1.00 g, 5.09 mmol) and 1,2-dibromoethane (0.200 mL, 2.32 mmol) was combined with DMF (20 mL) in a Schlenk flask. The mixture was heated to 120 °C and allowed to react for 48 h. After the reaction, the mixture was cooled, and the resulting white solid was collected on a frit. The collected solid was washed with THF and then dried under vacuum. Yield: 0.806 g (60%). M.p. = 294.3–294.8 °C. ¹H NMR (CDCl₃): δ 1.47 (s, 18H, CH₃), 1.64 (s, 18H, CH₃), 4.96 (s, 4H, CH₂), 7.61 (s, 2H, NH), 11.01 (s, 2H, NCHN). ¹³C{¹H} NMR (CDCl₃): δ 28.3, 28.4, 43.1 (CH₂), 54.0 (quaternary C), 62.7 (quaternary C), 137.2, 152.7 (quaternary C); HRMS (ESI) *m/z* calcd for C₂₂H₄₄N₈ [M–2Br]²⁺ 210.1839; found 210.1843.

Synthesis of ligand precursor [L⁵H₂]Br₂. To prepare the bis(carbene) ligand precursor, a similar procedure was followed as for [L⁴H₂]Br₂. A mixture of 3-*tert*-butylamino-1-*tert*-butyl-1,2,4-triazole (1.00g, 5.09mmol) and 1,3-dibromopropan (0.236 mL, 2.32 mmol) were used. Yield: 0.48 g (38 %). M.p. = 225.0–225.7 °C. ¹H NMR (CDCl₃): δ 1.42 (s, 18H, CH₃), 1.56 (s, 18H, CH₃), 2.68 (br s, 2H, CH₂), 4.46 (t, 4H, *J* = 6.0 Hz, CH₂), 6.86 (s, 2H, NH), 10.11 (s, 2H, NCHN). ¹³C{¹H} NMR (CDCl₃): δ 28.3 (CH₃), 30.8 (CH₂), 41.7 (CH₂), 53.8 (quaternary C), 62.2 (quaternary C), 135.8, 152.3 (quaternary C); HRMS (ESI) *m/z* calcd for C₂₃H₄₆N₈ [M – 2Br]²⁺ 217.1917; found 217.1921.

Synthesis of Pd(L¹)₂(ma) (1a). In a Schlenk flask, L¹ (100 mg, 0.32 mmol), Pd(dbd)(ma) (60 mg, 0.16 mmol) and DMF (10 mL) were combined. The mixture was stirred for 12 h at room temperature.

After the stirring period, the solvent was removed under vacuum, leaving behind a residue. The residue was then extracted twice with a mixture of dichloromethane and water. The organic extract was dried using anhydrous MgSO₄ and the solvent was evaporated under vacuum to yield a yellow solid. Diethyl ether was added to the solid, which was collected on a frit and dried under vacuum. Yield: 119 mg (90 %); mp 174.3–174.9 °C (dec.). Anal. Calc. for C₄₄H₃₄N₈O₃Pd: C, 63.73; H, 4.13; N, 13.51. Found: C, 63.52; H, 4.51; N, 13.47%. ¹H NMR (CDCl₃): δ 3.19 (s, 2H, maleic *H*), 5.73 (s, 2H, *NH*), 7.01 (t, *J* = 9.0 Hz, 2H, Ar *H*), 7.13–7.19 (m, 10H, Ar *H*), 7.27–7.39 (m, 14H, Ar *H*), 7.70 (d, *J* = 6.0 Hz, 4H, Ar *H*). ¹³C{¹H} NMR (CDCl₃): δ 41.3 (maleic C), 117.4, 121.3, 122.8, 127.2, 127.6, 128.5, 129.3, 130.5, 130.6, 134.5, 138.2, 139.7, 149.9, 174.2 (C=O), 187.9 (Pd C).

Synthesis of Pd(L²)₂(ma) (1b). The compound was prepared following a similar procedure as for **1a**. A mixture of L₂ (80 mg, 0.27 mmol), Pd(dbd)(ma) (50 mg, 0.13 mmol), K₂CO₃ (37 mg, 0.27 mmol) and DMF (10 mL) was used. The solution was stirred at 80 °C overnight. After the reaction, a yellow solid was obtained. Yield: 70.8 mg (84 %). M.p. 165.7–166.3 °C (dec.). Anal. Calc. for C₂₆H₄₆N₈O₃Pd: C, 49.95; H, 7.41; N, 17.92. Found: C, 49.86; H, 7.52; N, 18.25 %. ¹H NMR (CDCl₃): δ 1.34 (s, 18H, CH₃), 1.52 (s, 18H, CH₃), 3.44 (s, 2H, maleic *H*), 3.63 (s, 6H, NCH₃). ¹³C{¹H} NMR (CDCl₃): δ 28.7, 30.2, 33.6, 39.2 (maleic C), 52.3, 59.1, 150.8, 174.5 (C=O), 184.6 (Pd—C).

Synthesis of Pd(L³)₂(ma) (1c). The compound was prepared following a similar procedure as for **1a**. A mixture of L₃ (98 mg, 0.27 mmol), Pd(dbd)(ma) (50 mg, 0.13 mmol), K₂CO₃ (37 mg, 0.27 mmol) and DMF (10 mL) was used. The solution was stirred at 50 °C overnight. After the reaction, a yellow

solid was obtained. Yield: 69 mg (66 %). M.p. 179.3–180.0 °C (dec.). Anal. Calc. for C₃₈H₅₄N₈O₃Pd: C, 58.71; H, 7.00; N, 14.41. Found: C, 59.09; H, 7.31; N, 13.96%. ¹H NMR (CDCl₃): δ 1.07 (s, 18H, CH₃), 1.60 (s, 18H, CH₃), 3.07 (s, 2H, NH), 3.51 (s, 2H, maleic H), 5.00 (d, *J* = 15 Hz, 2H, CH_aH_b), 5.77 (d, *J* = 18 Hz, 2H, CH_aH_b), 7.07 (d, *J* = 9.0 Hz, 4H, Ar H), 7.30-7.33 (m, 6H, Ar H). ¹³C{¹H} NMR (CDCl₃): δ 28.4, 30.5, 40.4 (maleic C), 50.9, 52.1 (CH₂), 59.7, 126.7, 128.3, 129.1, 134.7, 150.8, 173.9 (C=O), 185.6 (Pd—C).

Synthesis of Pd(L⁴)(ma) (2). The compound was prepared, following a similar procedure as for **1a**. A mixture of L₄ (98 mg, 0.13 mmol), Pd(dbd)(ma) (50 mg, 0.13 mmol), K₂CO₃ (37 mg, 0.27 mmol) and DMF (10 mL) was used. The solution was stirred for 5 h at ambient temperature. After the reaction, an off-white solid was obtained. Yield: 83 mg (56 %). M.p. 221.8-222.1 °C (dec.). Anal. Calc. for C₂₆H₄₄N₈O₃Pd: C, 50.11; H, 7.11; N, 17.98. Found: C, 49.94; H, 7.53; N, 17.78 %. ¹H NMR (CDCl₃): δ 1.35 (s, 18H, CH₃), 1.66 (s, 18H, CH₃), 3.51 (s, 2H, maleic H), 4.07-4.11 (m, 2H, CH₂), 4.67 (s, 2H, NH), 4.72-4.76 (m, 2H, CH₂). ¹³C{¹H} NMR (CDCl₃): δ 28.5, 30.5, 40.4 (maleic C), 43.5, 52.5, 59.4, 151.2, 174.4 (C=O), 177.9 (Pd—C).

Synthesis of Pd(L⁵)(ma) (3). The compound was prepared, following a similar procedure as for **1a**. A mixture of L₅ (80 mg, 0.13 mmol), Pd(dbd)(ma) (50 mg, 0.13 mmol), K₂CO₃ (37 mg, 0.27 mmol) and DMF (10 mL) was used. The solution was stirred for 4 h at ambient temperature. After the reaction, a yellow solid was obtained. Yield: 85 mg (64 %). M.p. 157.9–158.6 °C (dec.). Anal. Calc. for C₂₇H₄₆N₈O₃Pd: C, 50.89; H, 7.27; N, 17.58. Found: C, 50.53; H, 7.37; N, 17.23%. ¹H NMR

(CDCl₃): δ 1.34 (s, 18H, CH₃), 1.64 (s, 18H, CH₃), 2.25–2.31 (m, 2H, CH₂), 3.52 (s, 2H, maleic H), 3.86–3.98 (m, 4H, NH, CH₂), 4.47–4.56 (m, 2H, CH₂). ¹³C{¹H} NMR (CDCl₃): δ 28.8, 30.5, 40.3 (maleic C), 47.9, 52.5, 59.3, 151.3, 174.6 (C=O), 184.3 (Pd—C).

Synthesis of Pd(L¹)(py)I₂ (4). In a 20 mL Schlenk flask, nitron (100 mg, 0.32 mmol) and PdI₂ (115 mg, 0.32 mmol) were dissolved in pyridine (10 mL) under a nitrogen atmosphere. The solution was stirred at 100 °C overnight. After cooling and drying under vacuum, the residue was extracted with dichloromethane and water twice. The organic extract was then dried over anhydrous MgSO₄ and evaporated to dryness under vacuum, resulting in the formation of a solid. Diethyl ether was added to the solid, and the resulting orange solid was collected on frit and dried under vacuum. Yield: 140 mg (58 %). M.p. 249.8–250.4 °C (dec.). ¹H NMR (CDCl₃): δ 6.00 (s, 1H, NH), 7.05 (t, 1H, *J* = 6.0 Hz, Ar H), 7.17 (t, 2H, *J* = 9.0 Hz, Ar H), 7.31 (t, 2H, *J* = 9.0 Hz, Ar H), 7.39–7.49 (m, 3H, Ar H, Py H), 7.56–7.73 (m, 6H, Ar H, Py H), 8.00 (d, 2H, *J* = 6.0 Hz, Ar H), 8.52 (d, 2H, *J* = 9.0 Hz, Py H), 8.63 (d, 2H, *J* = 3.0 Hz, Ar H). ¹³C{¹H} NMR (DMSO-*d*₆): δ 117.7, 123.3, 124.5, 124.6, 128.7, 128.8, 129.4 (Py C), 129.5, 130.2, 131.0, 133.4, 137.6, 137.7 (Py C), 139.7 (Pd—C), 150.3 (NCN), 153.7 (py C). Elemental analysis calcd (%) for C₂₅H₂₁N₅I₂Pd: C, 39.95; H, 2.82; N, 9.32; found: C, 40.02; H, 3.00; N, 9.46 %.

A general procedure for Mizoroki–Heck reaction. In a typical reaction, an aryl halide (1 mmol), and styrene (1.4 mmol) were mixed with a base (1.1 equiv), a palladium catalyst (0.1–0.2 mol%), and TBAB (2 g). The mixture was stirred at 140 °C for an appropriate period of time, typically ranging

from 2–16 h. After the reaction was cooled, the product was extracted with ethyl ether (3×10 mL), and the organic layer was dried using anhydrous MgSO₄. The dried organic layer was then filtered, and the solvent was completely removed under high vacuum. The NMR yield was determined by using 1,3,5-trimethoxybenzene as an internal standard. The crude product was further purified by column chromatography.

Single-crystal X-ray diffraction studies. Crystals suitable for x-ray structural studies were obtained by employing different solvent combinations and allowing for slow evaporation. The solvent combinations used were DCM/toluene (**1a**), DCM/hexane (**1b**), DCM/hexane (**1c**), DCM/hexane (**2**), and chloroform/hexane (**4**).

The structural data for compounds **1a**, **1b**, and **4** were obtained using a Bruker APEX II X-ray diffractometer equipped with a CCD area detector. The data collection was performed at a temperature of 150(2) K. The data was acquired using MoK α radiation ($\lambda = 0.71073 \text{ \AA}$) from a sealed X-ray tube. The unit cell parameters were refined using the least-squares method and the data acquisition and reduction were carried out using the Bruker APEX and SAINT software packages.² Absorption corrections were performed using the multi-scan method implemented in SADABS.³ For compounds **1c** and **2**, the structural data were obtained using a Rigaku XtaLab Synerg DW X-ray diffractometer equipped with a MicroMax-007 HF microfocus rotating anode that generated CuK α radiation ($\lambda = 1.54184 \text{ \AA}$) and a HyPix-Arc 150° curved hybrid photon counting X-ray detector. The data acquisition and reduction were carried out using the CrysAlisPro 1.171.42.51a software.⁴ Empirical absorption

correction was performed using spherical harmonics implemented in SCALE3 ABSPACK.⁴ The experiments were conducted at National Tsing Hua University, Hsinchu city, Taiwan

In the structural analysis of all the compounds, direct methods were initially used to solve the crystal structures. The obtained solutions were further refined using full-matrix least squares methods against F^2 with the SHELXL program.⁵ Refinement of the non-hydrogen atoms was carried out using anisotropic refinement methods, taking into account the anisotropy of thermal motion. The positions of the hydrogen atoms were calculated and fixed at their respective calculated positions. Riding refinements were then performed for the hydrogen atoms. CCDC file numbers are 2277731 (**1a**), 2277757 (**1b**), 2277758 (**1c**), 2277759 (**2**), and 2277760 (**4**).

Computational studies. The calculations were conducted using the Gaussian 09W program.⁶ Geometry optimizations and energy calculations for the free ligands were performed at the M06-2X/6-31G* level of theory. For the metal complexes, geometry optimizations were carried out at the B3LYP⁷/LANL2DZ⁸ level of theory, based on the coordinates from the X-ray structural data. Energy calculations were performed using the M06-L functional with def2-TZVP⁹ basis sets. The natural bond orbital (NBO) analysis was performed using the NBO 3.1 program within Gaussian 09W.¹⁰ Charge decomposition analysis (CDA) was carried out using the Multiwfn 3.8 program based on M06-L/def2-TZVP and PBE1PBE/def2-TZVP levels of theory. To account for the solvent effects, the polarized continuum model (PCM) was employed to optimize all the geometries in DMF solvent.¹¹ This model considers the influence of the solvent on the molecular structure and properties during the optimization

process.

5. NMR spectra of ligand precursors

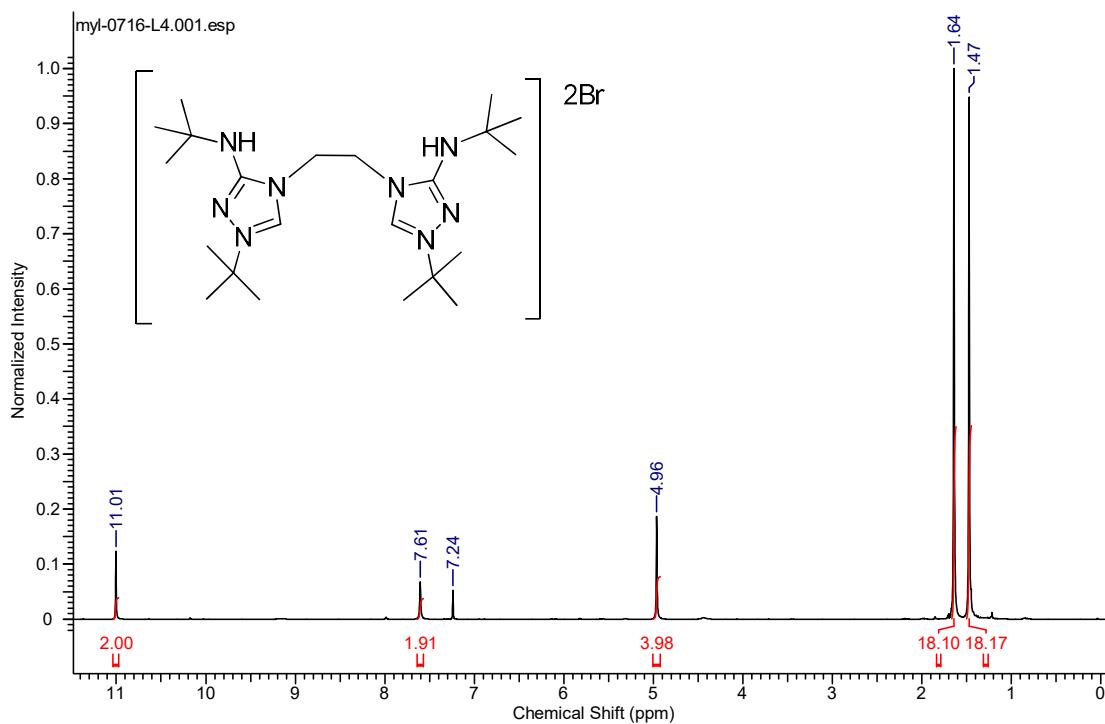


Figure S2. 1H NMR spectrum of $[L^4H_2]Br_2$

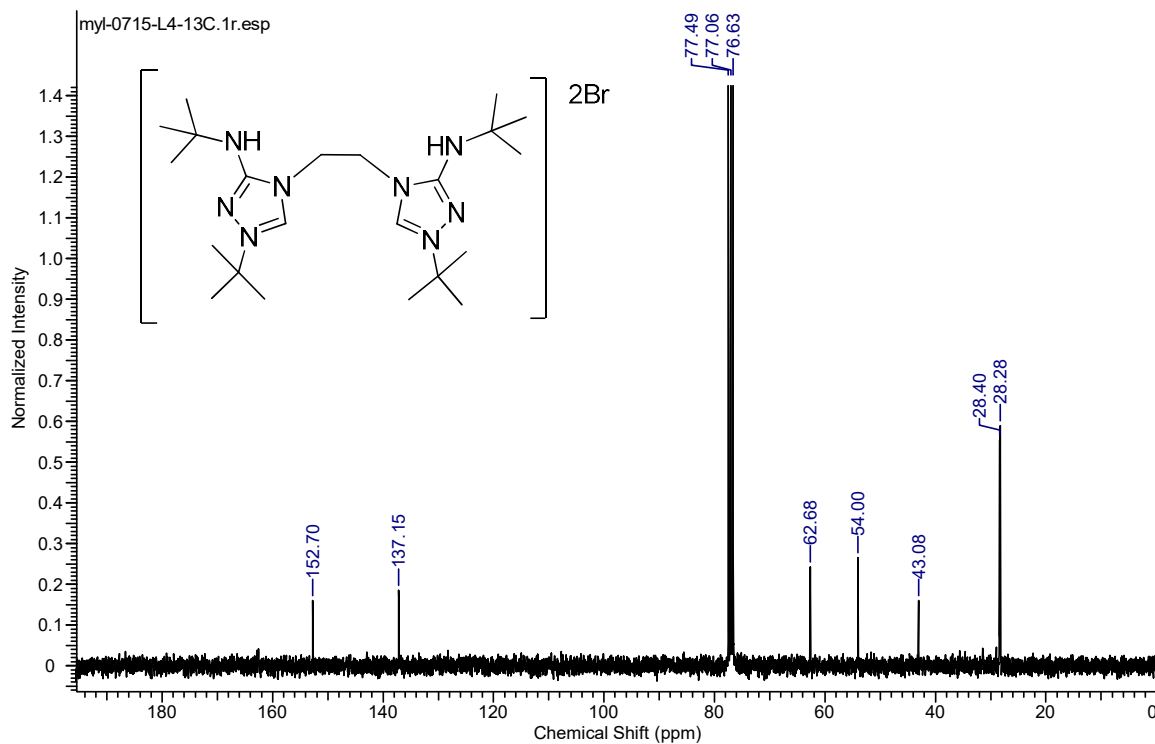


Figure S3. $^{13}\text{C}\{^1\text{H}\}$ NMR spectrum of $[\text{L}^4\text{H}_2]\text{Br}_2$

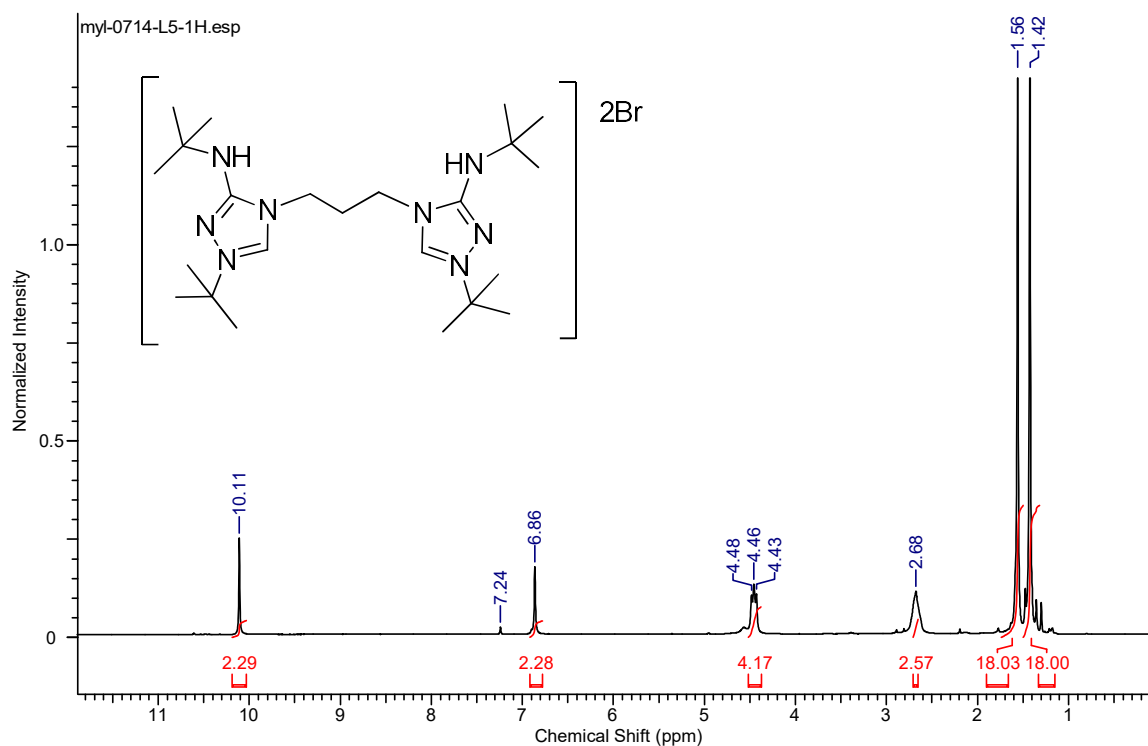


Figure S4. ^1H NMR spectrum of $[\text{L}^5\text{H}_2]\text{Br}_2$

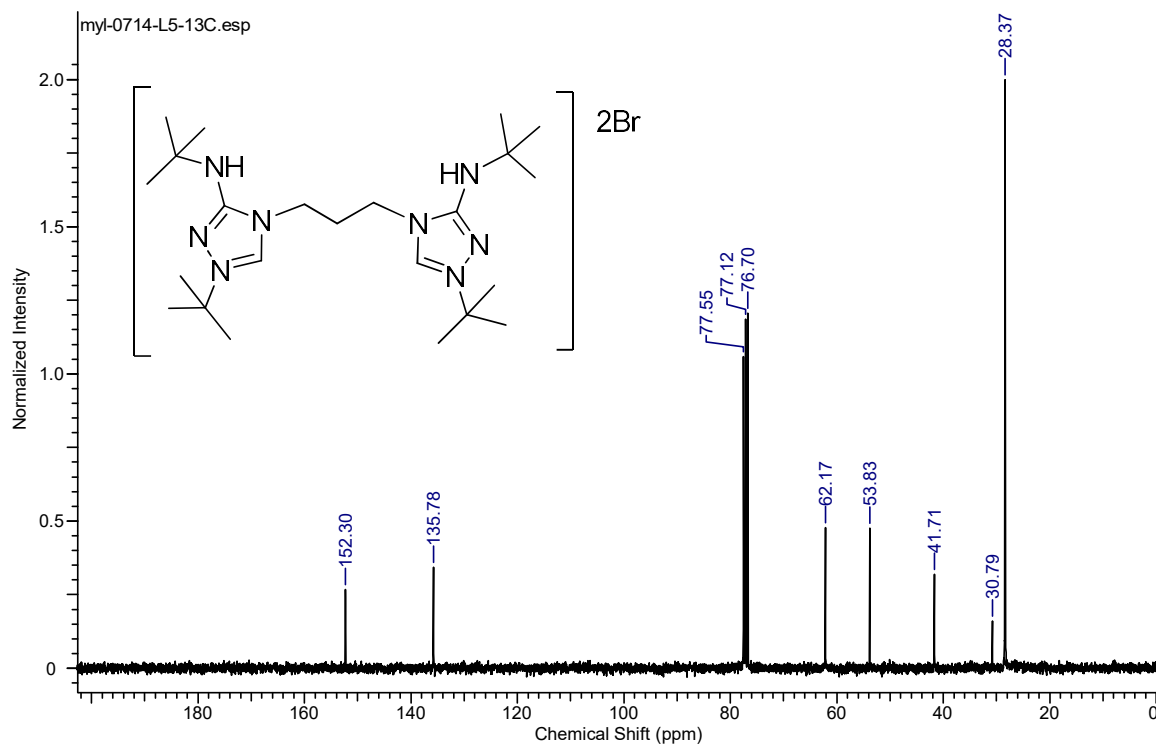


Figure S5. $^{13}\text{C}\{^1\text{H}\}$ NMR spectrum of $[\text{L}^5\text{H}_2]\text{Br}_2$

6. NMR spectra of metal complexes

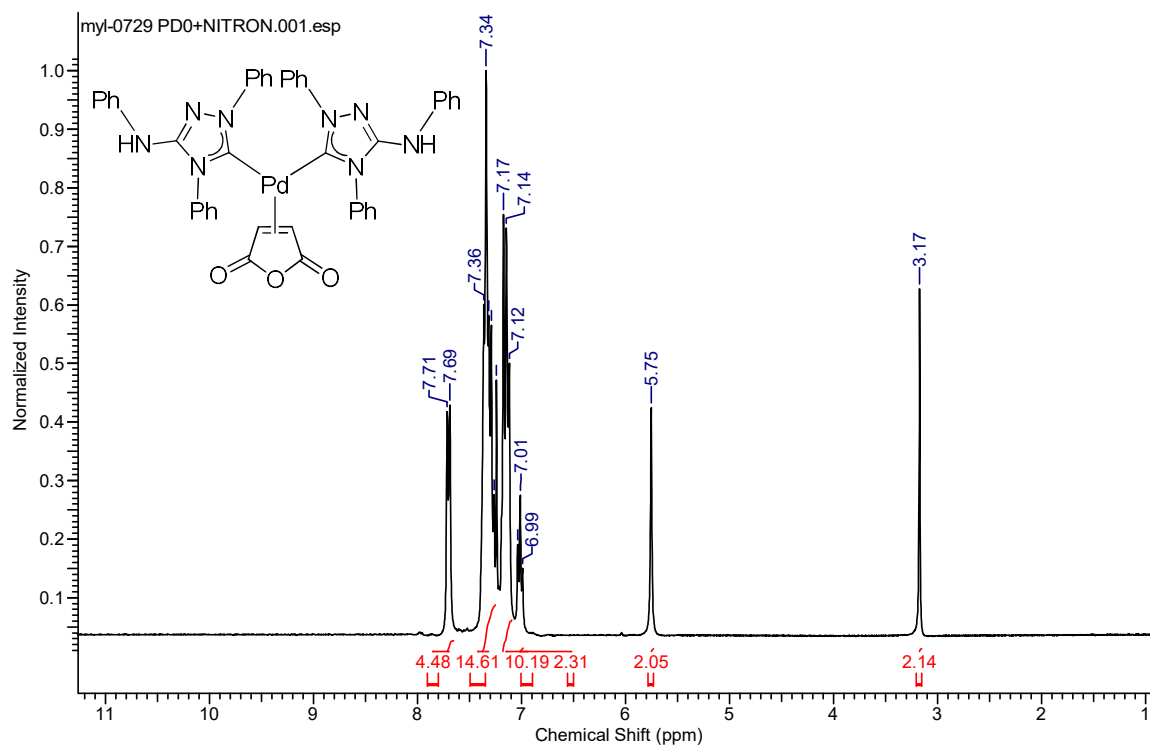


Figure S6. ^1H NMR spectrum of **1a**

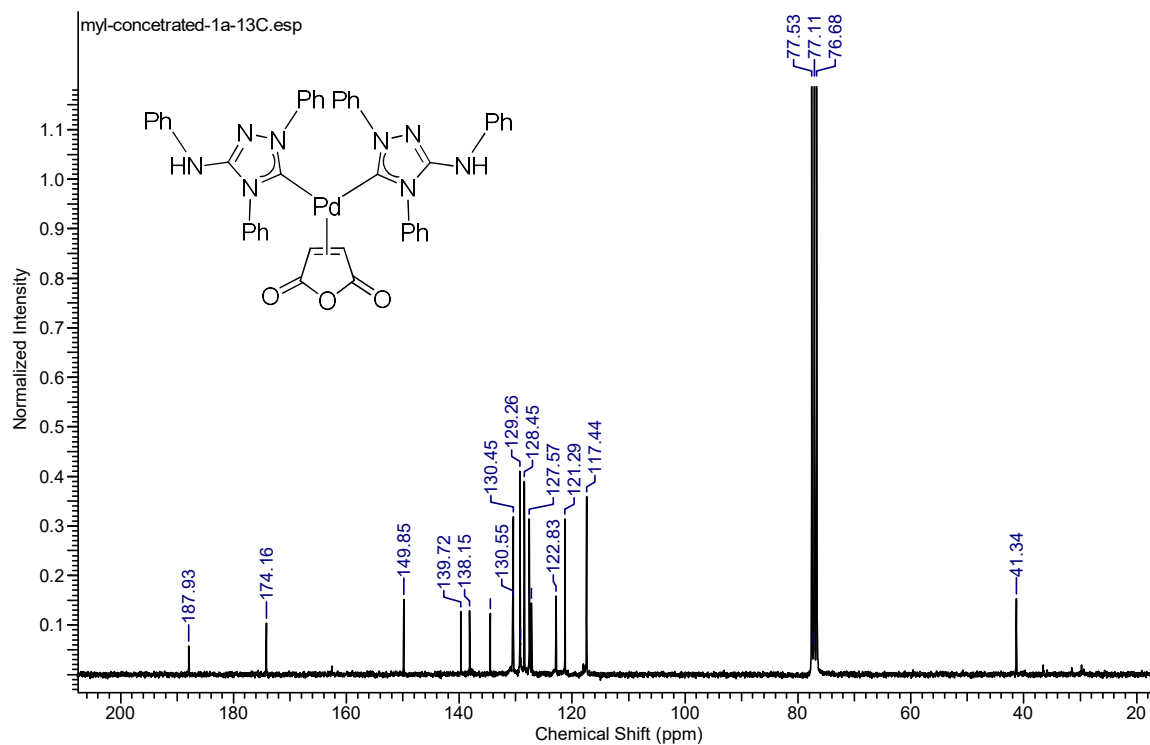


Figure S7. $^{13}\text{C}\{^1\text{H}\}$ NMR spectrum of **1a**

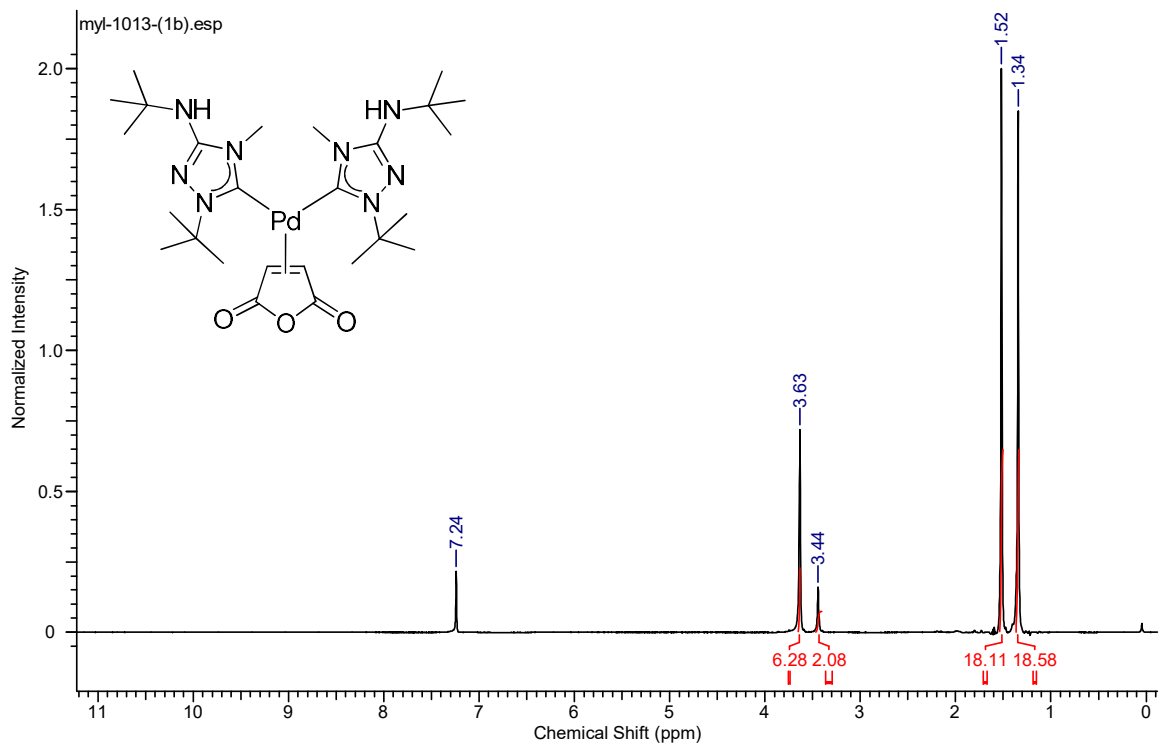


Figure S8. ^1H NMR spectrum of **1b**

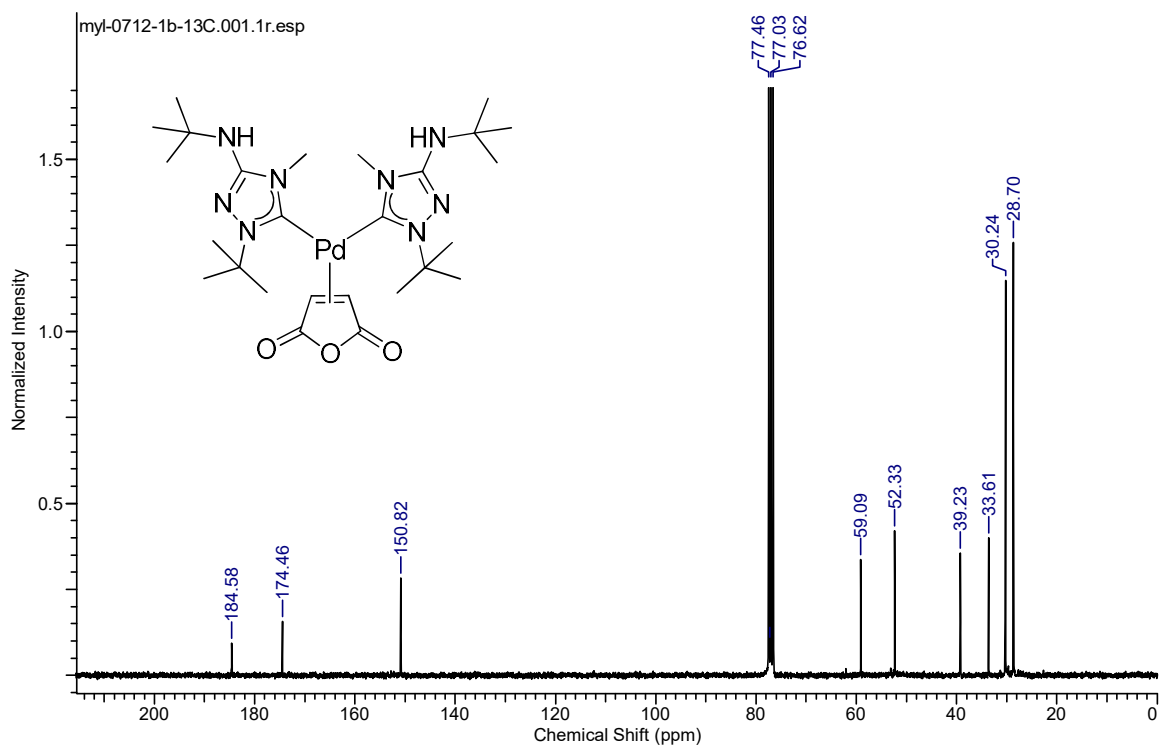


Figure S9. $^{13}\text{C}\{^1\text{H}\}$ NMR spectrum of **1b**

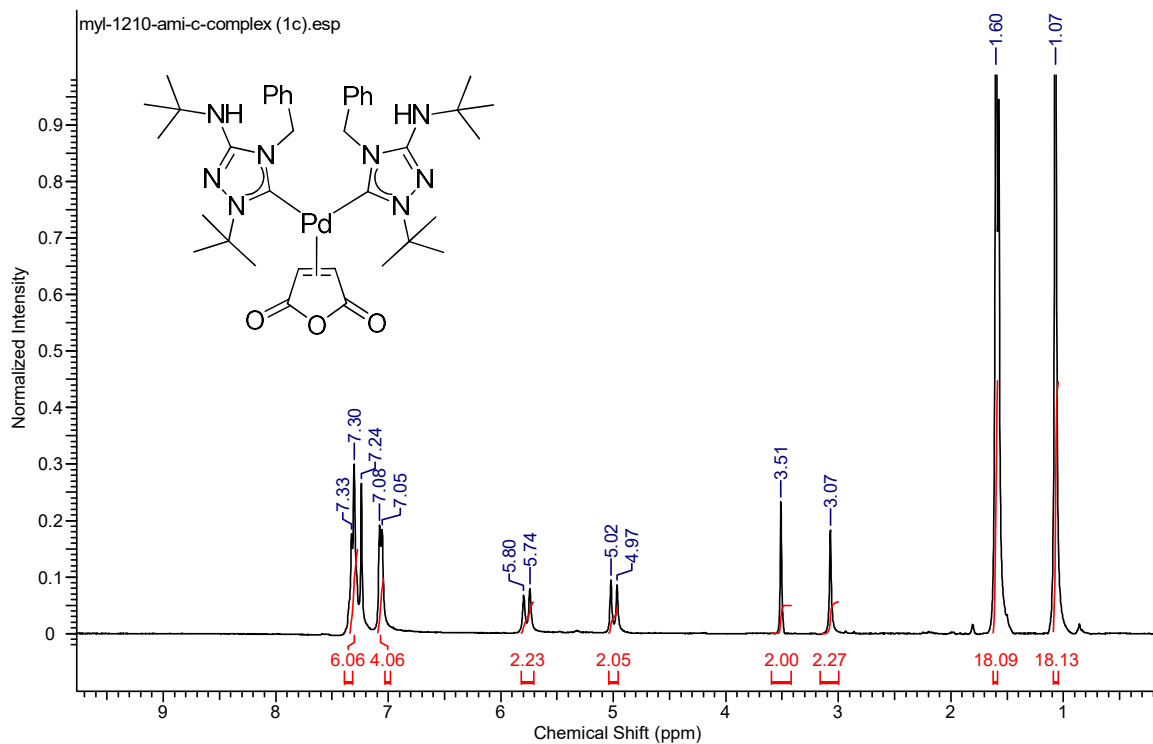


Figure S10. ^1H NMR spectrum of **1c**

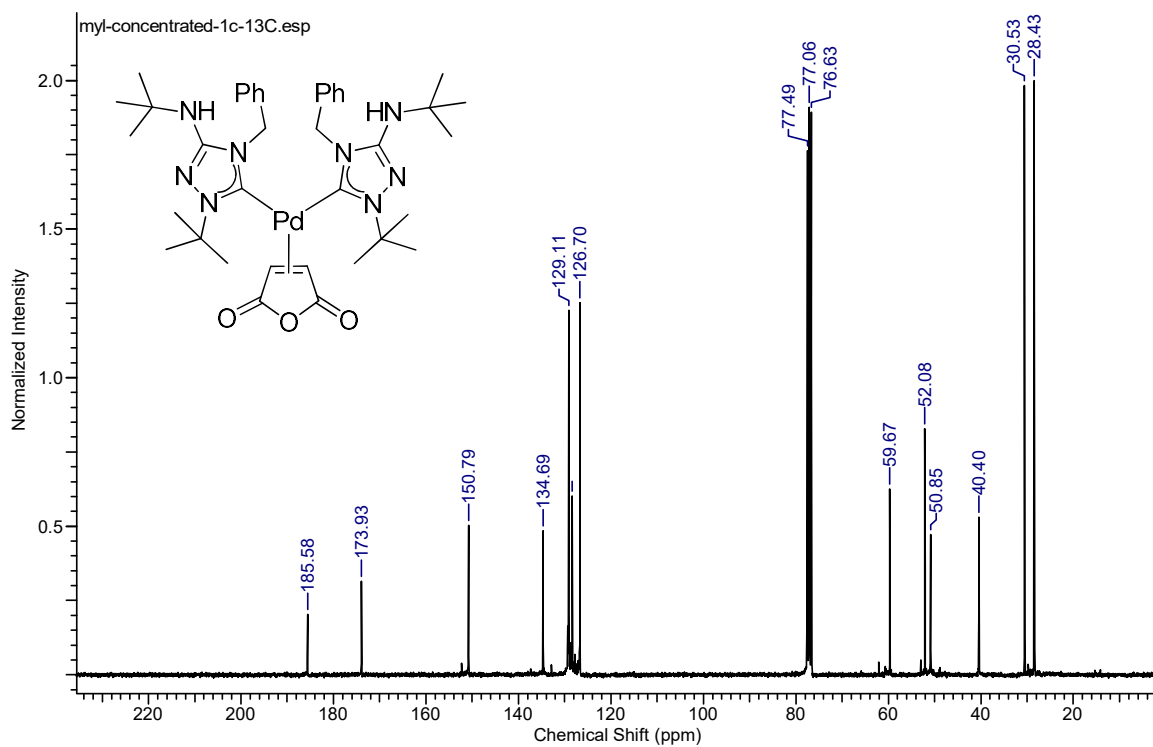


Figure S11. $^{13}\text{C}\{^1\text{H}\}$ NMR spectrum of **1c**

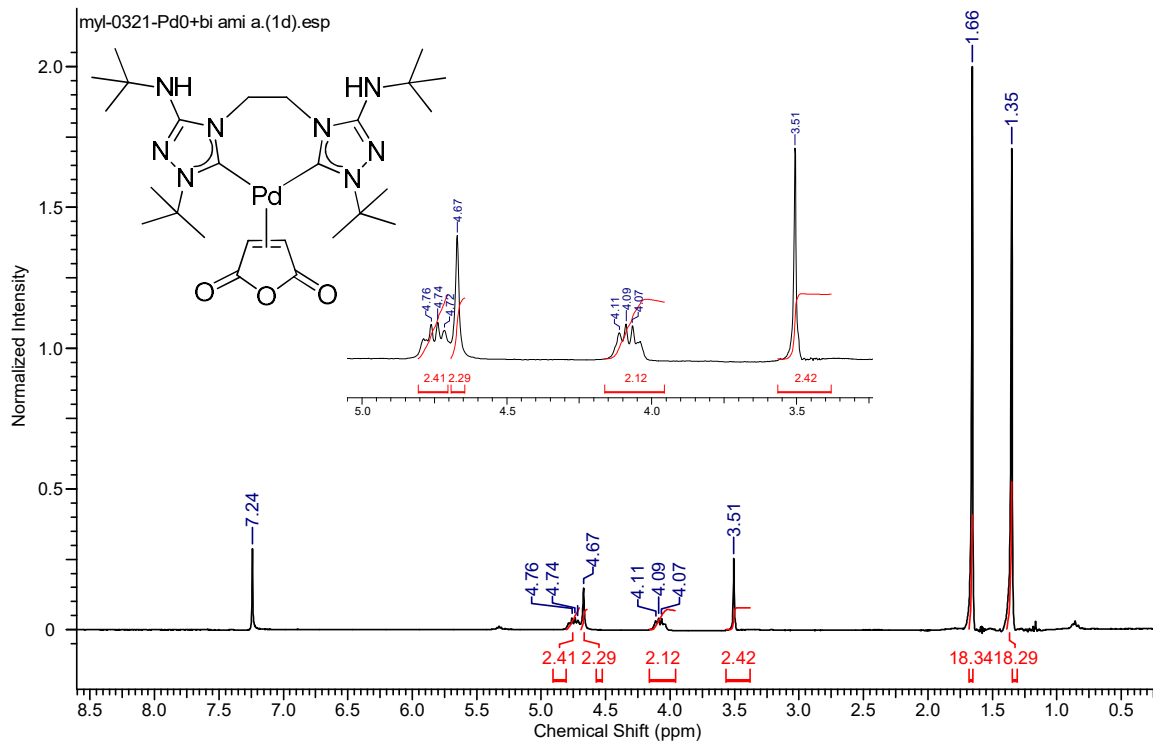


Figure S12. ^1H NMR spectrum of **2**

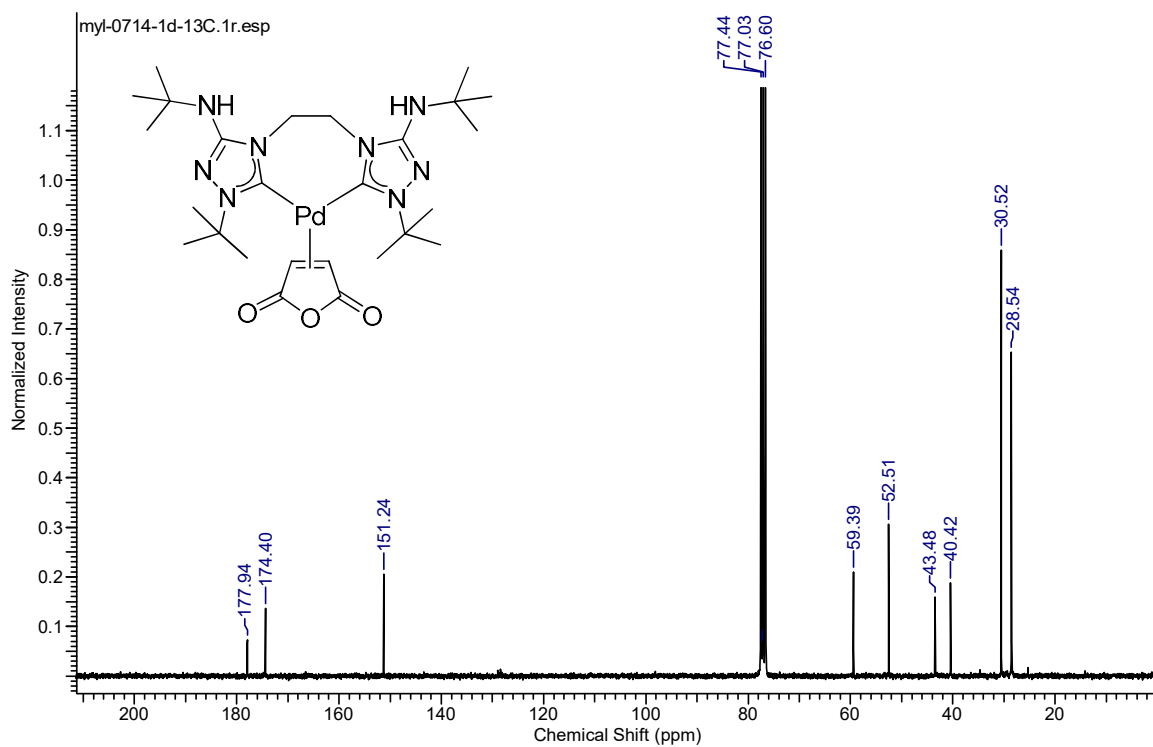


Figure S13. $^{13}\text{C}\{^1\text{H}\}$ NMR spectrum of **2**

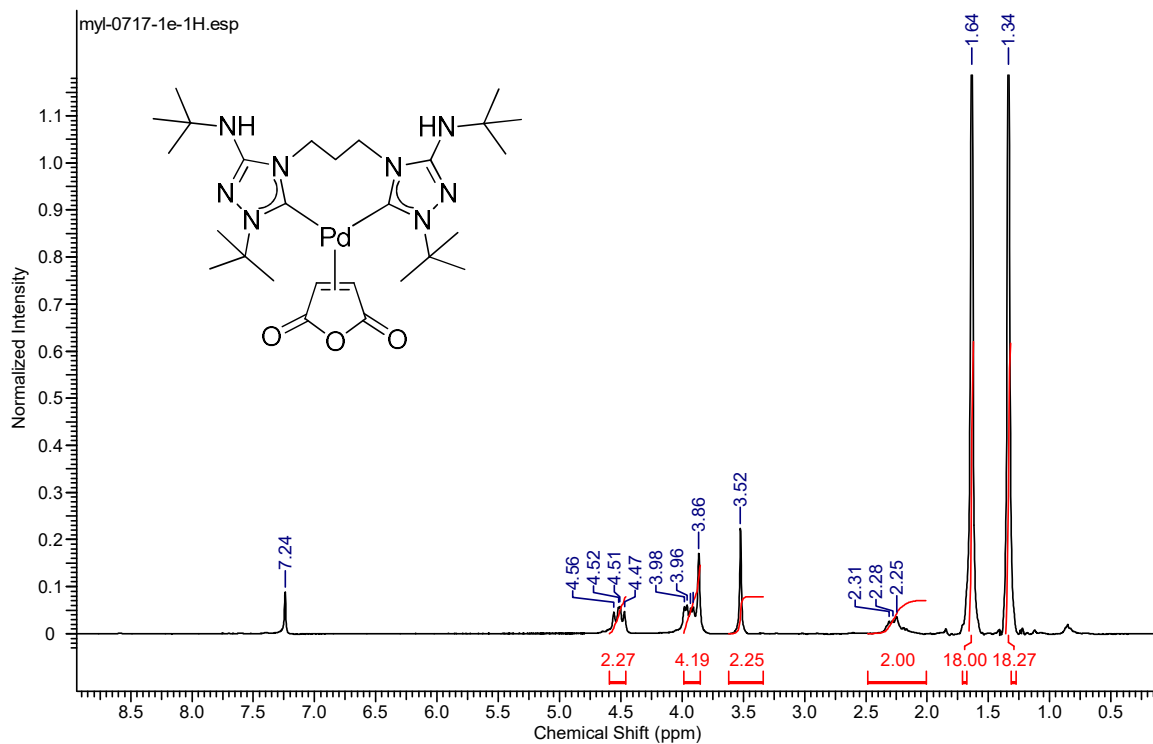


Figure S14. ^1H NMR spectrum of **3**

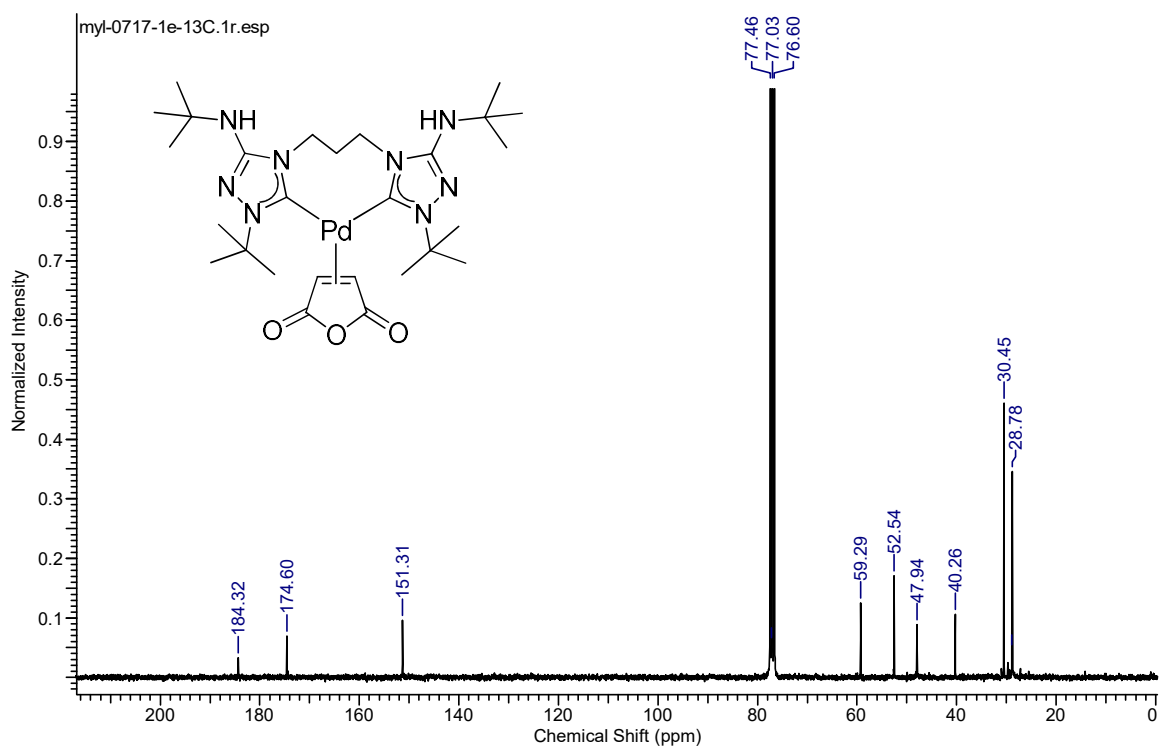


Figure S15. $^{13}\text{C}\{^1\text{H}\}$ NMR spectrum of **3**

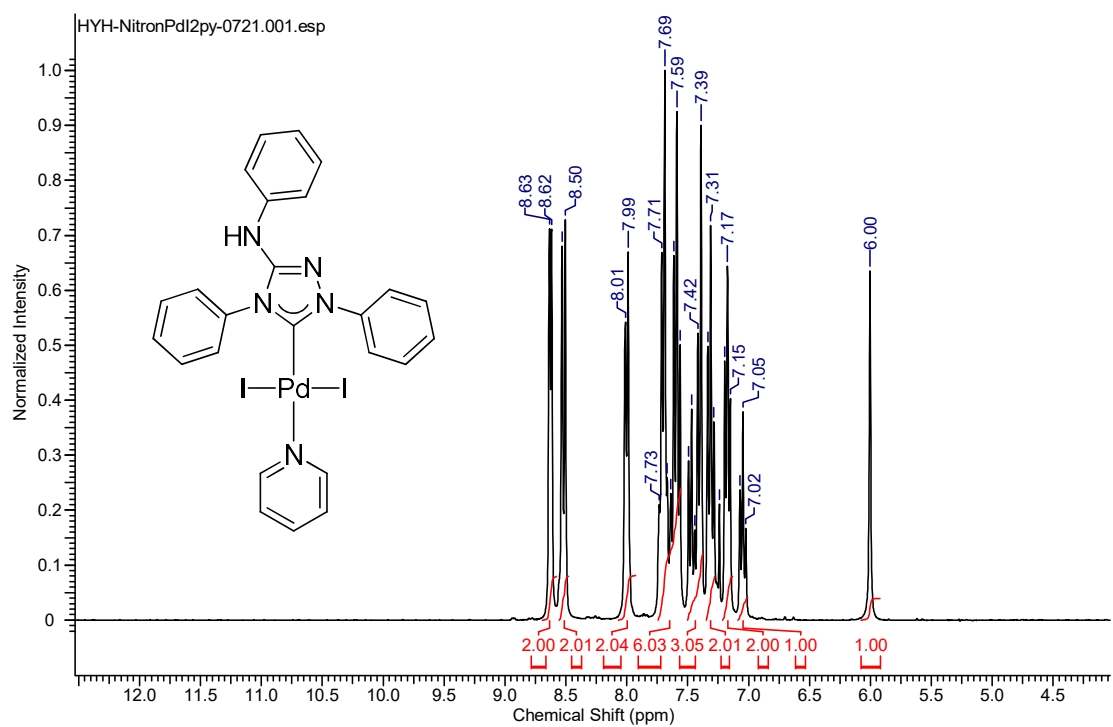


Figure S16. ^1H NMR spectrum of **4**

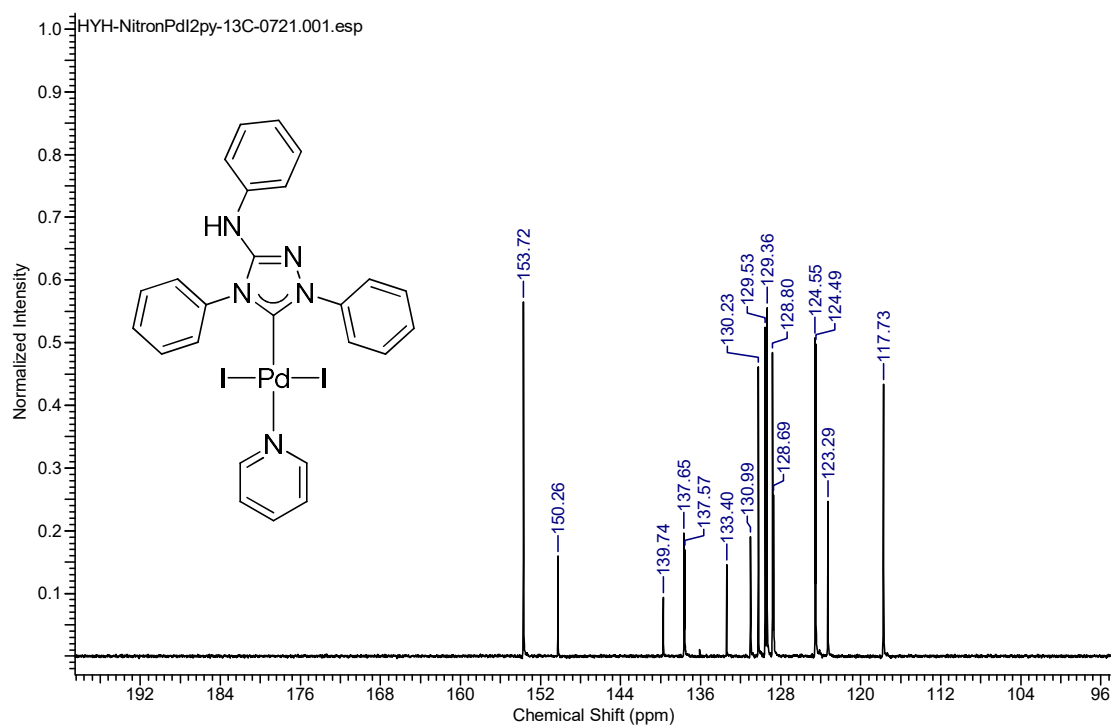


Figure S17. $^{13}\text{C}\{^1\text{H}\}$ NMR spectrum of **4**

7. NMR assignments of catalytic products

(E)-1-(4-Styrylphenyl)ethanone (5a).¹² ¹H NMR (CDCl₃): δ 2.59 (s, 3H, CH₃), 7.11 (d, 1H, *J* = 15.0 Hz, CH), 7.22 (d, 1H, *J* = 15.0 Hz, CH), 7.28-7.39 (m, 3H, Ar *H*), 7.51-7.58 (m, 4H, Ar *H*), 7.94 (d, 2H, *J* = 6.0 Hz, Ar *H*).

(E)-1-Nitro-4-styrylbenzene (5b).¹³ ¹H NMR (CDCl₃): δ 7.12 (d, 1H, *J* = 18.0 Hz, CH), 7.26 (d, 1H, *J* = 9.0 Hz, CH), 7.32-7.41 (m, 3H, Ar *H*), 7.54 (d, 2H, *J* = 6.0 Hz, Ar *H*), 7.63 (d, 2H, *J* = 9.0 Hz, Ar *H*), 8.21 (d, 2H, *J* = 9.0 Hz, Ar *H*).

(E)-4-Styrylbenzotrile (5c).¹³ ¹H NMR (CDCl₃): δ 7.04 (d, 1H, *J* = 18.0 Hz, CH), 7.17 (d, 1H, *J* = 18.0 Hz, CH), 7.26-7.36 (m, 3H, Ar *H*), 7.47-7.60 (m, 6H, Ar *H*).

(E)-4-Styrylbenzaldehyde (5d).¹⁴ ¹H NMR (CDCl₃): δ 7.12 (d, 1H, *J* = 15.0 Hz, CH), 7.25 (d, 1H, *J* = 18.0 Hz, CH), 7.28-7.32 (m, 1H, Ar *H*), 7.35-7.40 (t, 2H, *J* = 15.0 Hz, Ar *H*), 7.53 (d, 2H, *J* = 9.0 Hz, Ar *H*), 7.63 (d, 2H, *J* = 6.0 Hz, Ar *H*), 7.86 (d, 2H, *J* = 9.0 Hz, Ar *H*), 9.97 (s, 1H, COH).

(E)-1-Styryl-4-(trifluoromethyl)benzene (5e).¹³ ¹H NMR (CDCl₃): δ 7.10 (d, 1H, *J* = 15.0 Hz, CH), 7.19 (d, 1H, *J* = 15.0 Hz, CH), 7.27-7.40 (m, 3H, Ar *H*), 7.52 (d, 2H, *J* = 6.0 Hz, Ar *H*), 7.59 (s, 4H, Ar *H*).

(E)-Methyl-4-styrylbenzoate (5f).¹⁵ ¹H NMR (CDCl₃): δ 3.91 (s, 3H, COOCH₃), δ 7.11 (d, 1H, *J* = 15.0 Hz, CH), 7.22 (d, 1H, *J* = 15.0 Hz, CH), 7.26-7.39 (m, 3H, Ar *H*), 7.54 (t, 4H, *J* = 8.0 Hz, Ar *H*), 7.59 (d, 2H, *J* = 6.0 Hz, Ar *H*).

(E)-1,2-Diphenylethene (5g).¹³ ¹H NMR (CDCl₃): δ 7.12 (s, 2H, CH), 7.26 (d, 2H, *J* = 9.0 Hz,

Ar H), 7.36 (t, 4H, $J = 6.0$ Hz, Ar H), 7.52 (d, 4H, $J = 6.0$ Hz, Ar H).

(E)-1-Methoxy-4-styrylbenzene (5h).¹³ ^1H NMR (CDCl_3): δ 3.81 (s, 3H, OCH_3), 6.89 (d, 2H, $J = 9.0$ Hz, CH), 6.92-7.08 (m, 2H, Ar H), 7.19-7.24 (m, 1H, Ar H), 7.33 (t, $J = 9.0$ Hz, 2H, Ar H), 7.46 (t, $J = 9.0$ Hz, 4H, Ar H).

(E)-1-Methoxy-3-styrylbenzene (5i).¹⁶ ^1H NMR (CDCl_3): δ 3.86 (s, 3H, OCH_3), 6.85 (d, 1H, $J = 6.0$ Hz, CH), 7.10-7.17 (m, 4H, CH, Ar H), 7.26-7.33 (m, 2H, Ar H), 7.54 (d, 2H, $J = 6.0$ Hz, Ar H).

(E)-1-Methoxy-2-styrylbenzene (5j).¹⁷ ^1H NMR (CDCl_3): δ 3.98 (s, 3H, OCH_3), 7.01 (d, 1H, $J = 8.0$ Hz, CH), 7.11 (t, 1H, $J = 7.0$ Hz, Ar H), 7.27 (d, 1H, $J = 16.0$ Hz, CH), 7.38 (t, 2H, $J = 7.0$ Hz, Ar H), 7.49 (t, 2H, $J = 7.0$ Hz, Ar H), 7.10-7.17 (m, 4H, CH, Ar H), 7.65-7.76 (m, 4H, Ar H).

1-[4-[(1E)-2-(4-Methoxyphenyl)ethenyl]phenyl]ethanone (5k).¹⁸ ^1H NMR (CDCl_3): δ 2.58 (s, 3H, CH_3), 3.82 (s, 3H, OCH_3), 6.90 (d, 2H, $J = 8.0$ Hz, Ar H), 6.97 (d, 1H, $J = 16.0$ Hz, CH), 7.16 (d, 1H, $J = 16.0$ Hz, CH), 7.46 (d, 2H, $J = 8.0$ Hz, Ar H), 7.53 (d, 2H, $J = 8.0$ Hz, Ar H), 7.92 (d, 2H, $J = 8.0$ Hz, Ar H).

(E)-1-Methoxy-4-(4-nitrostyryl)benzene (5l).¹⁹ ^1H NMR (CDCl_3): δ 3.83 (s, 3H, OCH_3), 6.90 (d, 2H, $J = 8.0$ Hz, Ar H), 6.99 (d, 1H, $J = 16.0$ Hz, CH), 7.21 (d, 1H, $J = 16.0$ Hz, CH), 7.48 (d, 2H, $J = 8.0$ Hz, Ar H), 7.58 (d, 2H, $J = 8.0$ Hz, Ar H), 8.18 (d, 2H, $J = 8.0$ Hz, Ar H).

(E)-4-(4-Methoxystyryl)benzaldehyde (5m).²⁰ ^1H NMR (CDCl_3): δ 3.83 (s, 3H, OCH_3), 6.91 (d, 2H, $J = 8.0$ Hz, Ar H), 6.99 (d, 1H, $J = 16.0$ Hz, CH), 7.21 (d, 1H, $J = 16.0$ Hz, CH), 7.48 (d, 2H, $J = 8.0$ Hz, Ar H), 7.61 (d, 2H, $J = 8.0$ Hz, Ar H), 7.84 (d, 2H, $J = 8.0$ Hz, Ar H), 9.96 (s, 1H, COH).

(E)-1,2-bis(4-methoxyphenyl)ethene (5n).²¹ ¹H NMR (CDCl₃): δ 3.81 (s, 6H, OCH₃), 6.86-6.91 (m, 6H, CH, Ar H), 7.41 (d, 4H, *J* = 6.0 Hz, Ar H).

(E)-Butyl-3-(4-acetylphenyl)acrylate (5o).²² ¹H NMR (CDCl₃): δ 0.87 (t, 3H, *J* = 9.0 Hz, CH₃), 1.34 (sext, 2H, *J* = 6.0 Hz, CH₂), 1.60 (quint, 2H, *J* = 6.0 Hz, CH₂), 2.51 (s, 3H, CH₃), 4.12 (t, 2H, *J* = 6.0 Hz, CH₂), 6.43 (d, 1H, *J* = 18.0 Hz, CH), 7.51 (d, 2H, *J* = 9.0 Hz, Ar H), 7.59 (d, 1H, *J* = 18.0 Hz, CH), 7.87 (d, 2H, *J* = 9.0 Hz, Ar H).

(E)-Butyl 3-(4-nitrophenyl)acrylate (5p).²³ ¹H NMR (CDCl₃): δ 0.95 (t, 3H, *J* = 9.0 Hz, CH₃), 1.42 (sext, 2H, *J* = 6.0 Hz, CH₂), 1.68 (quint, 2H, *J* = 6.0 Hz, CH₂), 4.21 (t, 2H, *J* = 6.0 Hz, CH₂), 6.55 (d, 1H, *J* = 18.0 Hz, CH), 7.64-7.71 (m, 3H, CH, Ar H), 8.23 (d, 2H, *J* = 9.0 Hz, Ar H).

(E)-Butyl 3-(4-cyanophenyl)acrylate (5q).²⁴ ¹H NMR (CDCl₃): δ 0.94 (t, 3H, *J* = 9.0 Hz, CH₃), 1.41 (sext, 2H, *J* = 6.0 Hz, CH₂), 1.67 (quint, 2H, *J* = 6.0 Hz, CH₂), 4.20 (t, 2H, *J* = 6.0 Hz, CH₂), 6.50 (d, 1H, *J* = 18.0 Hz, CH), 7.57-7.67 (m, 5H, CH, Ar H).

Butyl (E)-3-(4-formylphenyl)-2-propenoate (5r).²⁵ ¹H NMR (CDCl₃): δ 0.87 (t, 3H, *J* = 9.0 Hz, CH₃), 1.35 (sext, 2H, *J* = 6.0 Hz, CH₂), 1.60 (quint, 2H, *J* = 6.0 Hz, CH₂), 4.13 (t, 2H, *J* = 6.0 Hz, CH₂), 6.46 (d, 1H, *J* = 18.0 Hz, CH), 7.64-7.71 (m, 3H, CH, Ar H), 7.80 (d, 2H, *J* = 9.0 Hz, Ar H), 9.97 (s, 1H, COH).

Butyl (2E)-3-[4-(trifluoromethyl)phenyl]-2-propenoate (5s).²⁴ ¹H NMR (CDCl₃): δ 0.94 (t, 3H, *J* = 9.0 Hz, CH₃), 1.41 (sext, 2H, *J* = 6.0 Hz, CH₂), 1.67 (quint, 2H, *J* = 6.0 Hz, CH₂), 4.20 (t, 2H, *J* = 6.0 Hz, CH₂), 6.49 (d, 1H, *J* = 16.0 Hz, CH), 7.59 (m, 4H, Ar H), 7.66 (d, 1H, *J* = 16.0 Hz, CH).

Butyl (*E*)-3-phenylpropenoate (5t).²⁶ ¹H NMR (CDCl₃): δ 0.94 (t, 3H, *J*= 9.0 Hz, CH₃), 1.41 (sext, 2H, *J*= 6.0 Hz, CH₂), 1.67 (quint, 2H, *J*= 6.0Hz, CH₂), 4.19 (t, 2H, *J*= 6.0 Hz, CH₂), 6.43 (d, 1H, *J*= 16.0 Hz, CH), 7.36-7.37 (m, 3H, Ar *H*), 7.50-7.51 (m, 2H, Ar *H*) 7.67 (d, 1H, *J*= 16.0 Hz, CH).

(*E*)-Butyl 3-(4-methoxyphenyl)acrylate (5u).²⁷ ¹H NMR (CDCl₃): δ 0.94 (t, 3H, *J*= 9.0 Hz, CH₃), 1.41 (sext, 2H, *J*= 6.0 Hz, CH₂), 1.66 (quint, 2H, *J*= 6.0Hz, CH₂), 3.81 (s, 3H, OCH₃), 4.17 (t, 2H, *J*= 6.0 Hz, CH₂), 6.29 (d, 1H, *J*= 16.0 Hz, CH), 6.88 (d, 2H, *J*= 9.0 Hz, Ar *H*), 7.46 (d, 2H, *J*= 9.0 Hz, Ar *H*), 7.62 (d, 1H, *J*= 16.0 Hz, CH)

8. NMR spectra of catalytic products

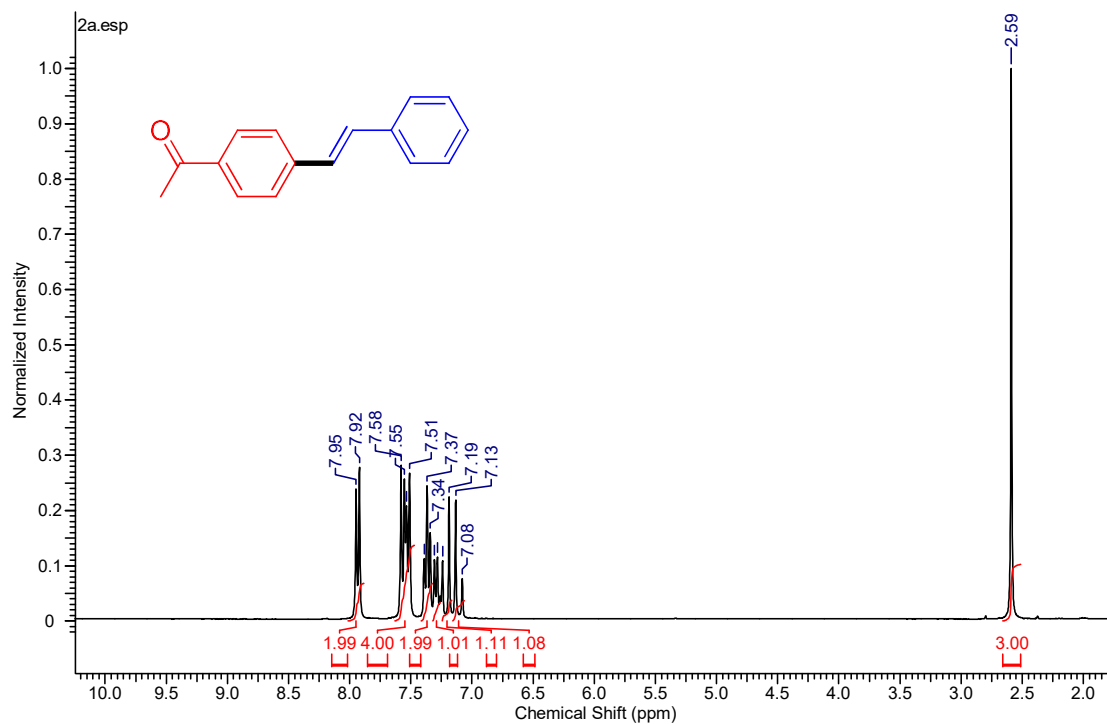


Figure S18. ^1H NMR spectrum of **5a**

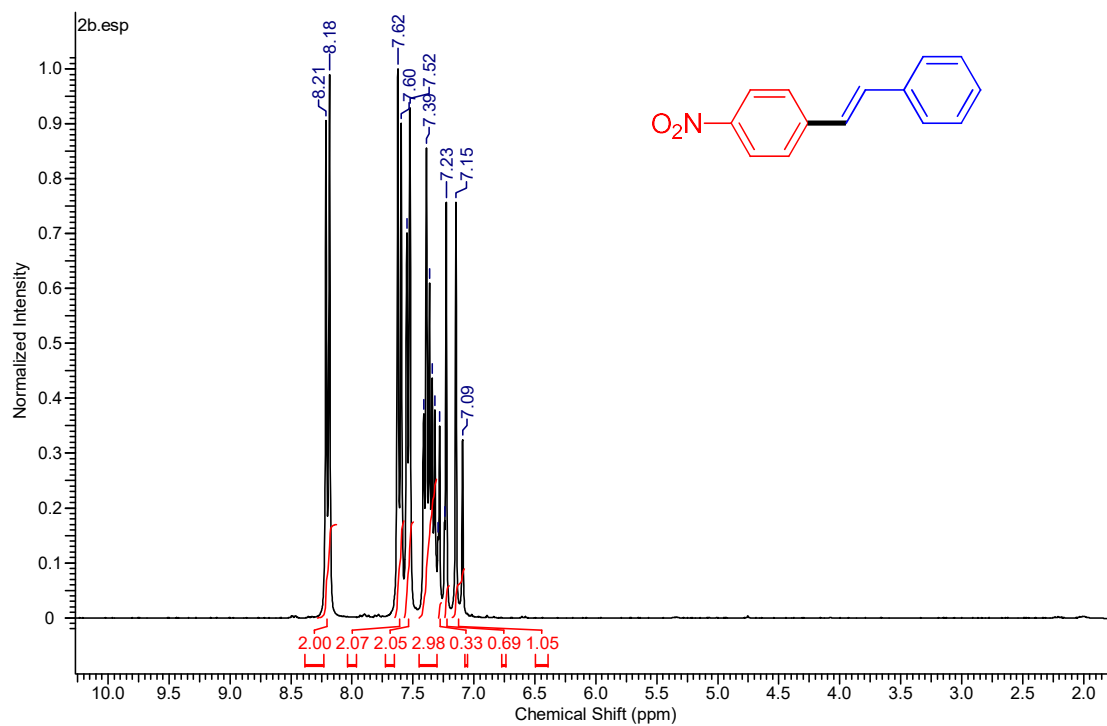


Figure S19. ^1H NMR spectrum of **5b**

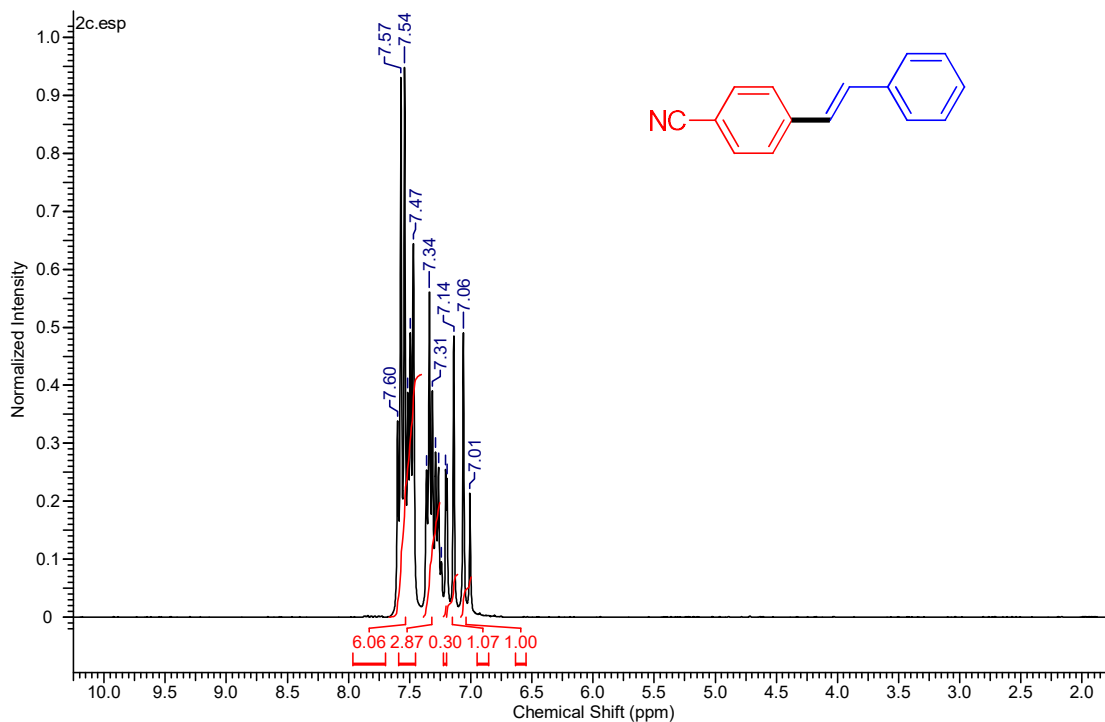


Figure S20. ^1H NMR spectrum of **5c**

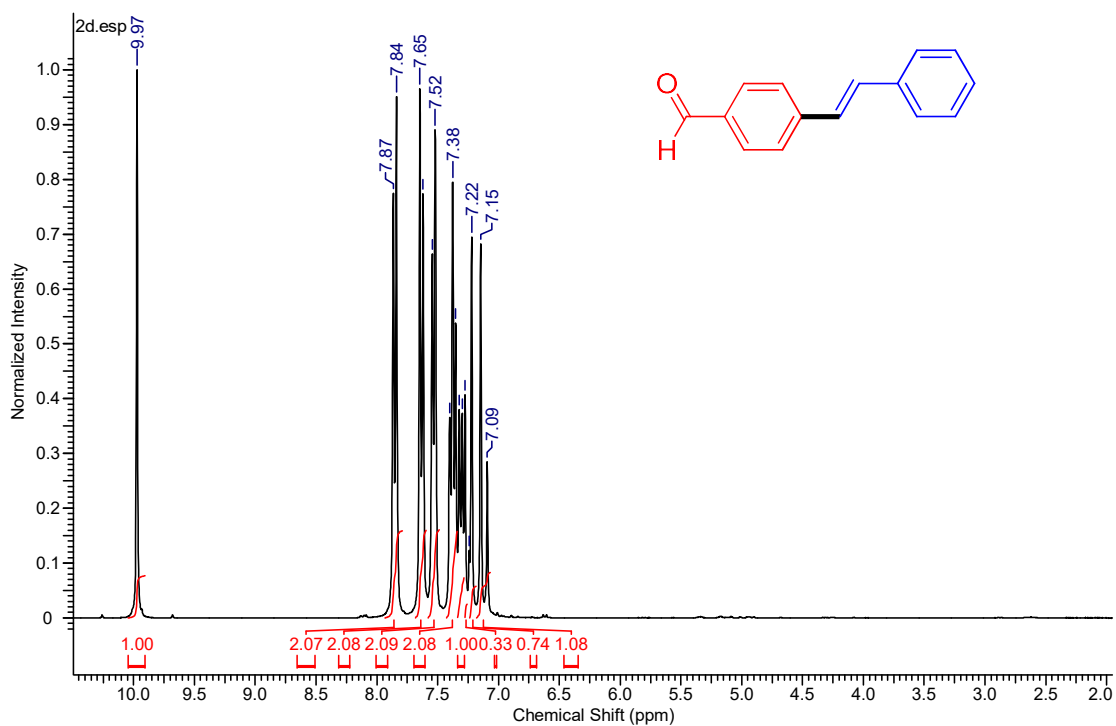


Figure S21. ^1H NMR spectrum of **5d**

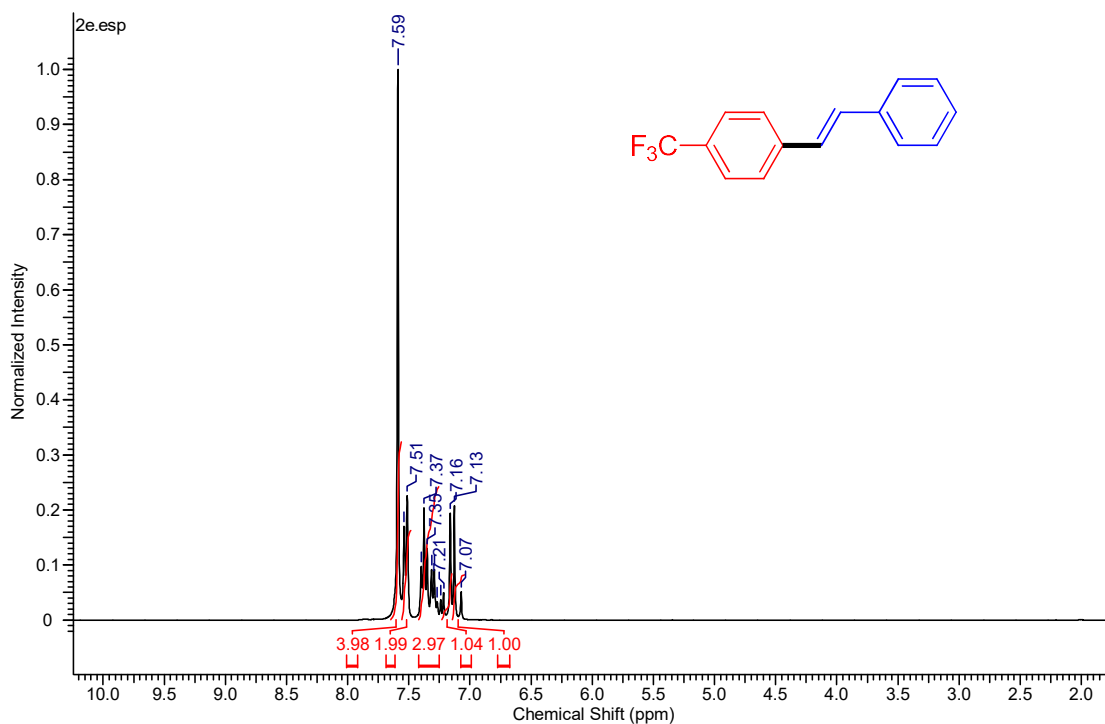


Figure S22. ^1H NMR spectrum of **5e**

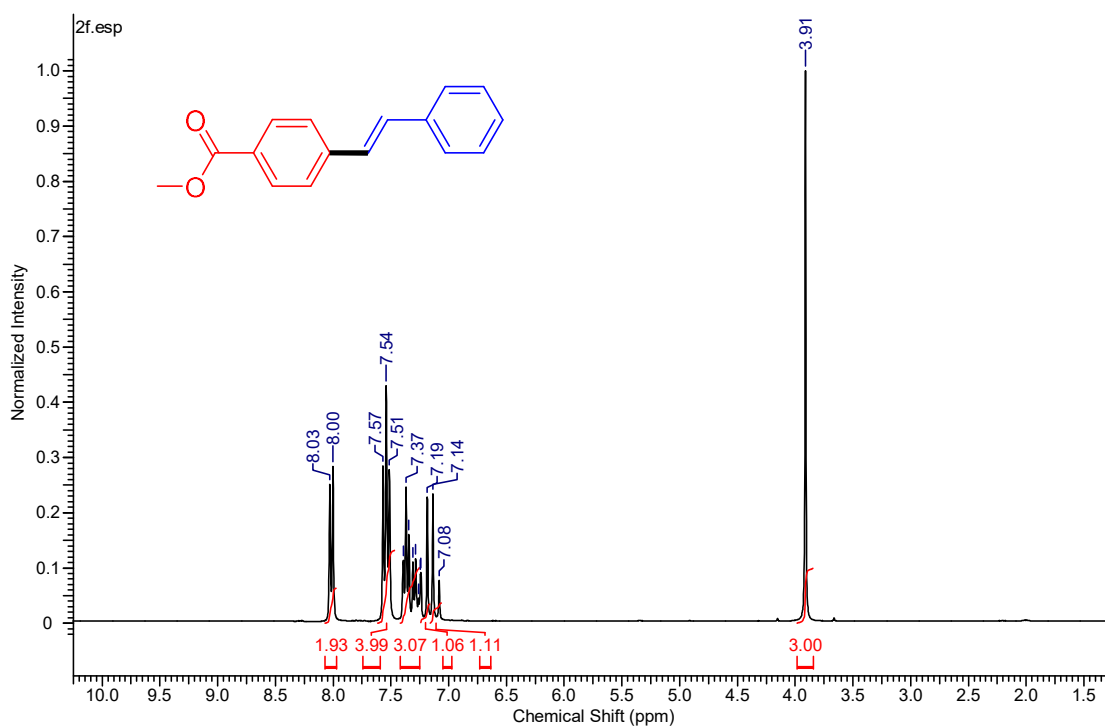


Figure S23. ^1H NMR spectrum of **5f**

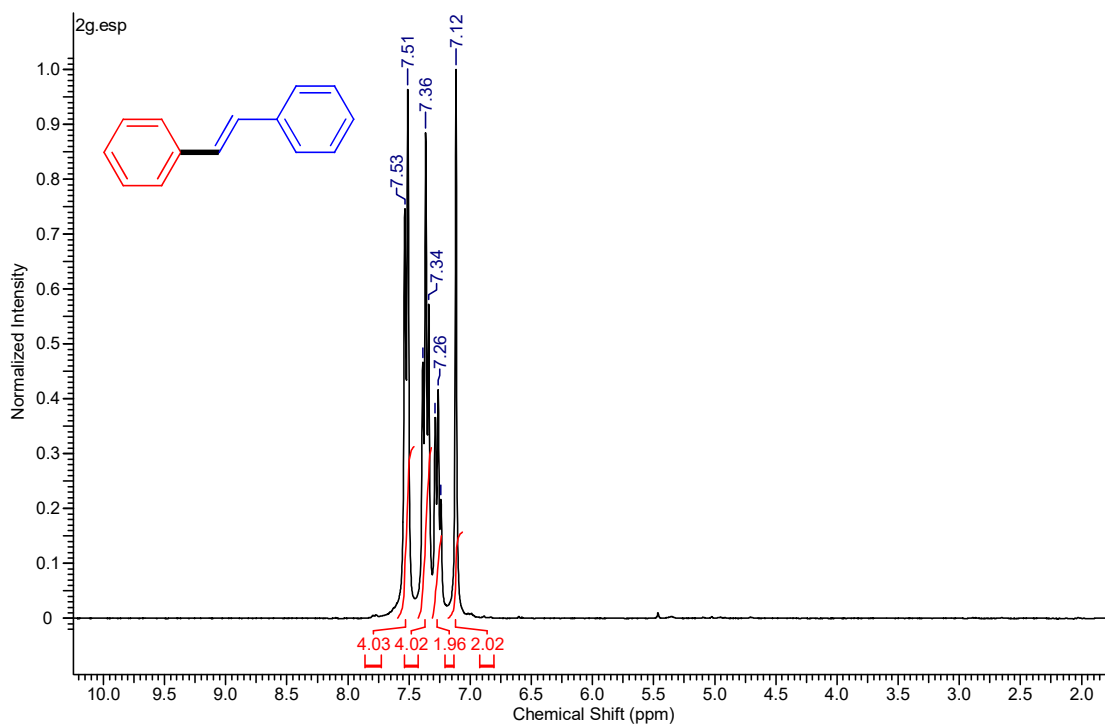


Figure S24. ^1H NMR spectrum of **5g**

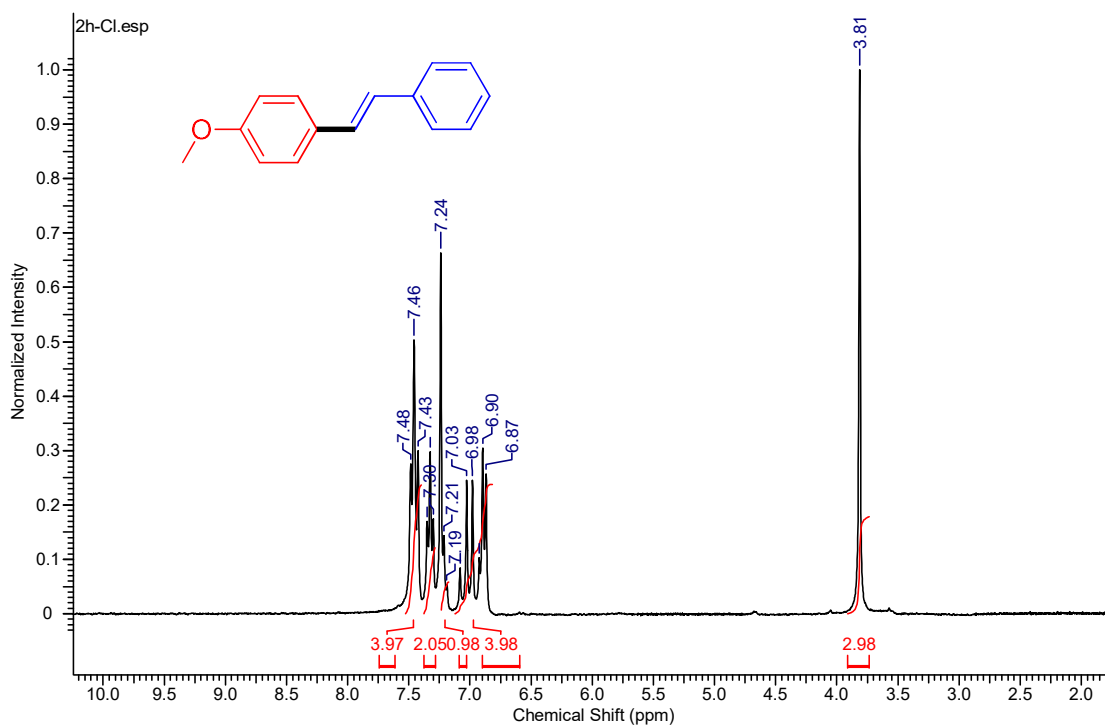


Figure S25. ^1H NMR spectrum of **5h**

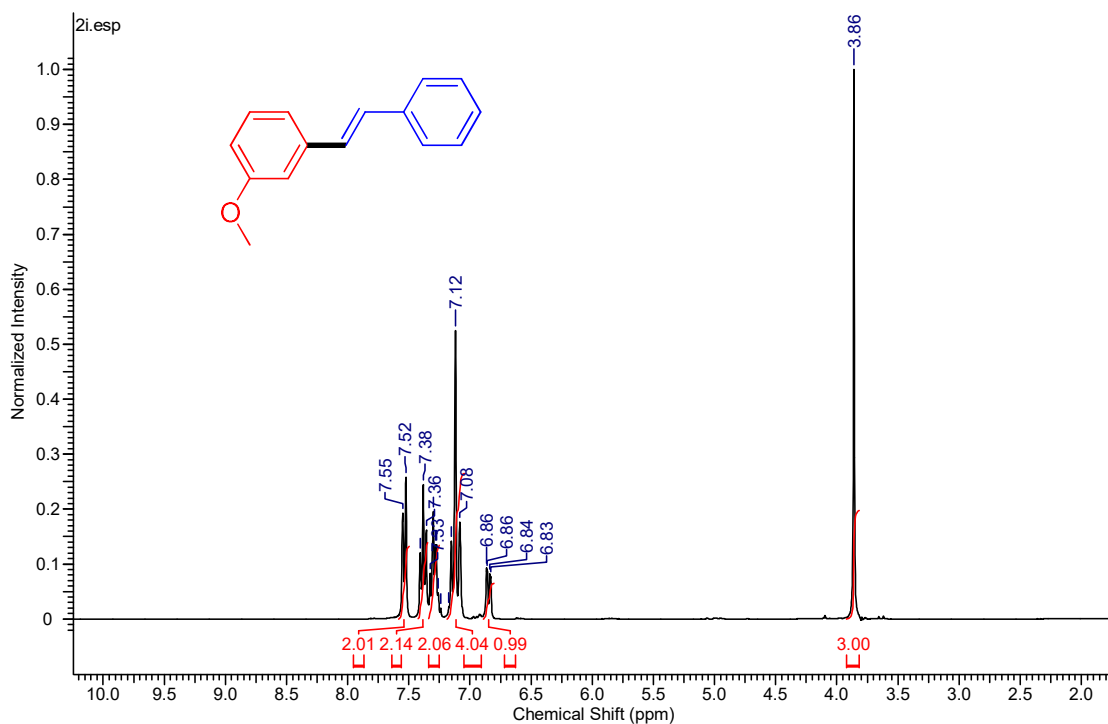


Figure S26. ¹H NMR spectrum of **5i**

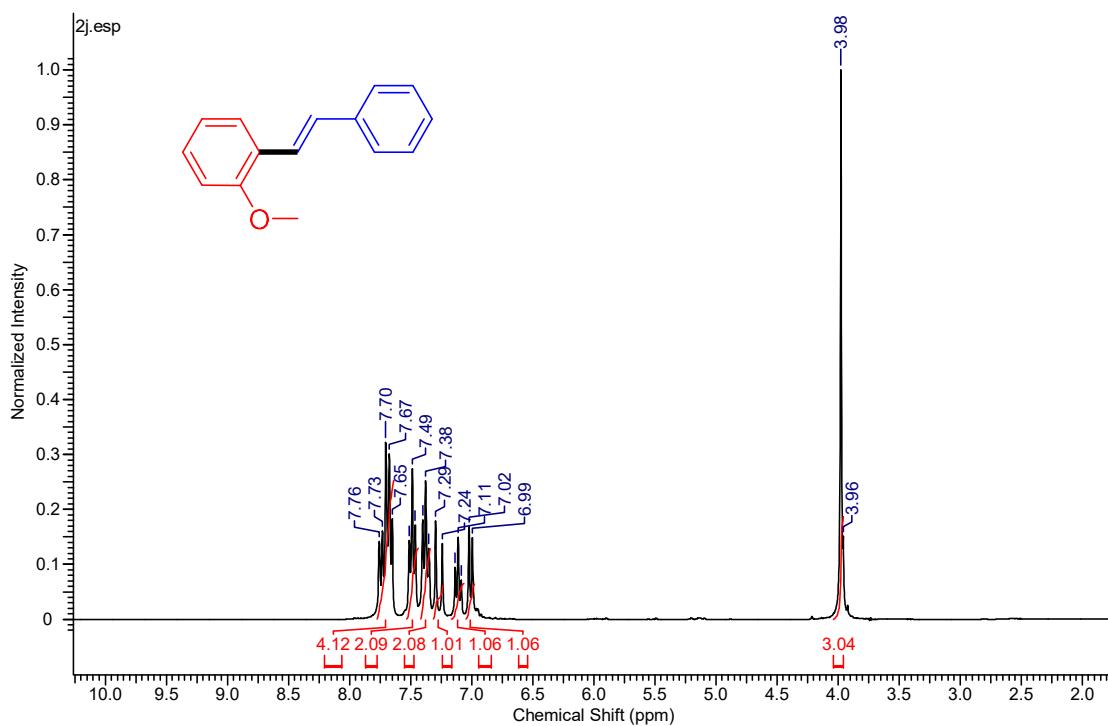


Figure S27. ¹H NMR spectrum of **5j**

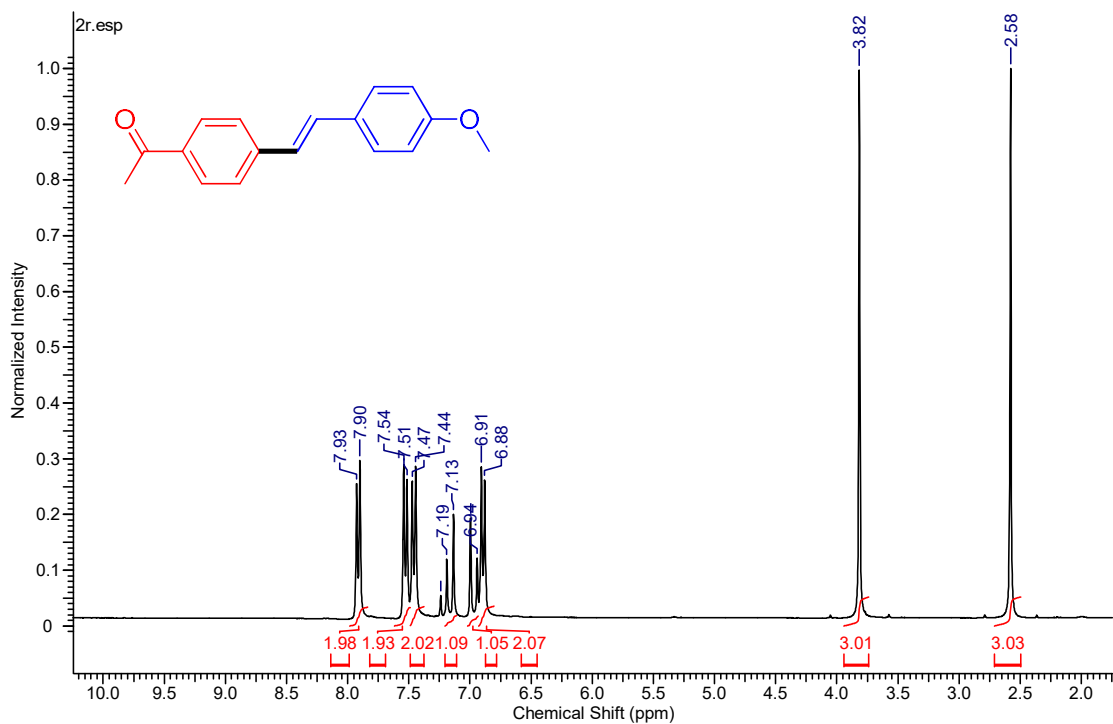


Figure S28. ^1H NMR spectrum of **5k**

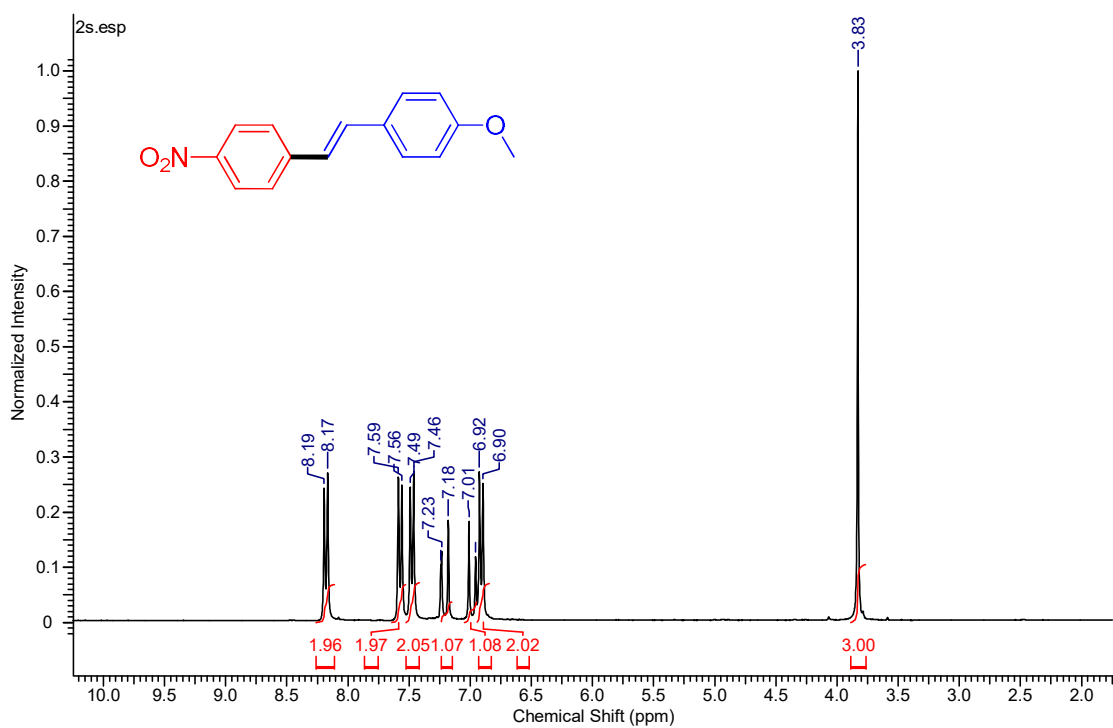


Figure S29. ^1H NMR spectrum of **5l**

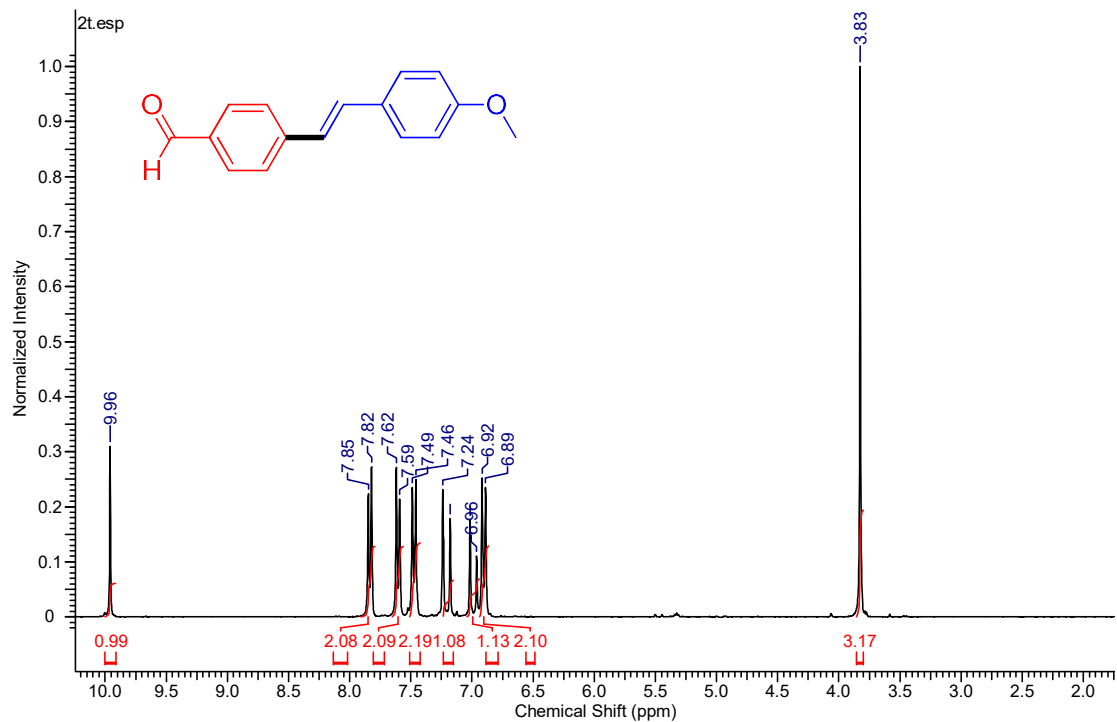


Figure S30. ¹H NMR spectrum of **5m**

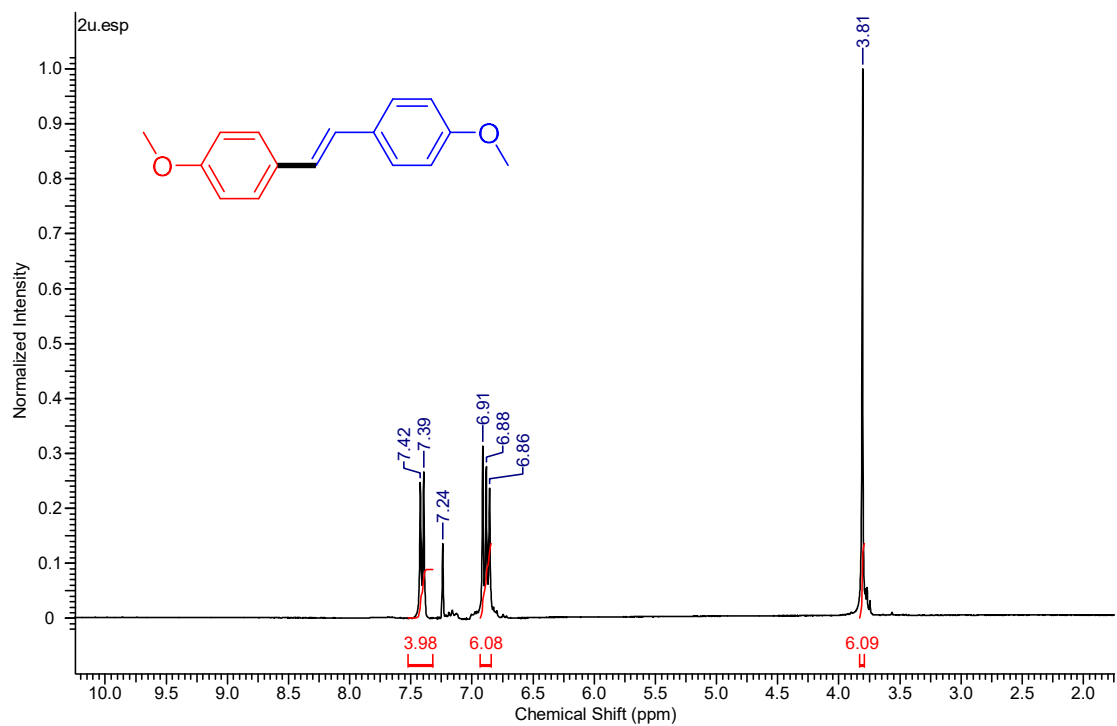


Figure S31. ¹H NMR spectrum of **5n**

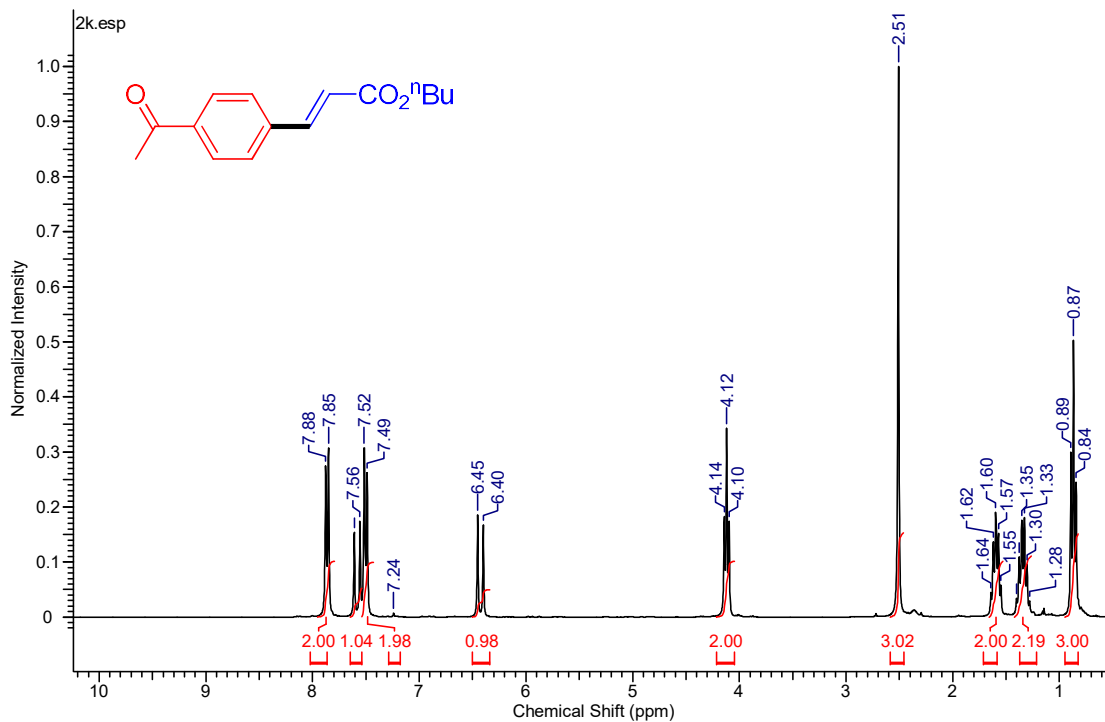


Figure S32. ^1H NMR spectrum of **50**

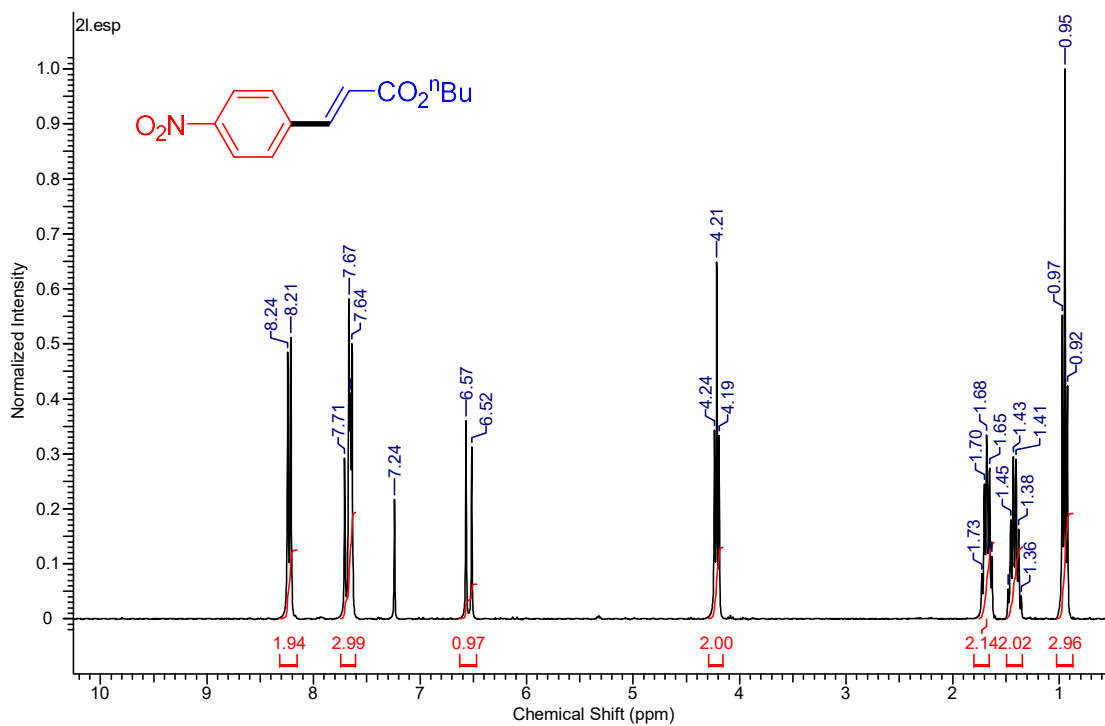


Figure S33. ^1H NMR spectrum of **5p**

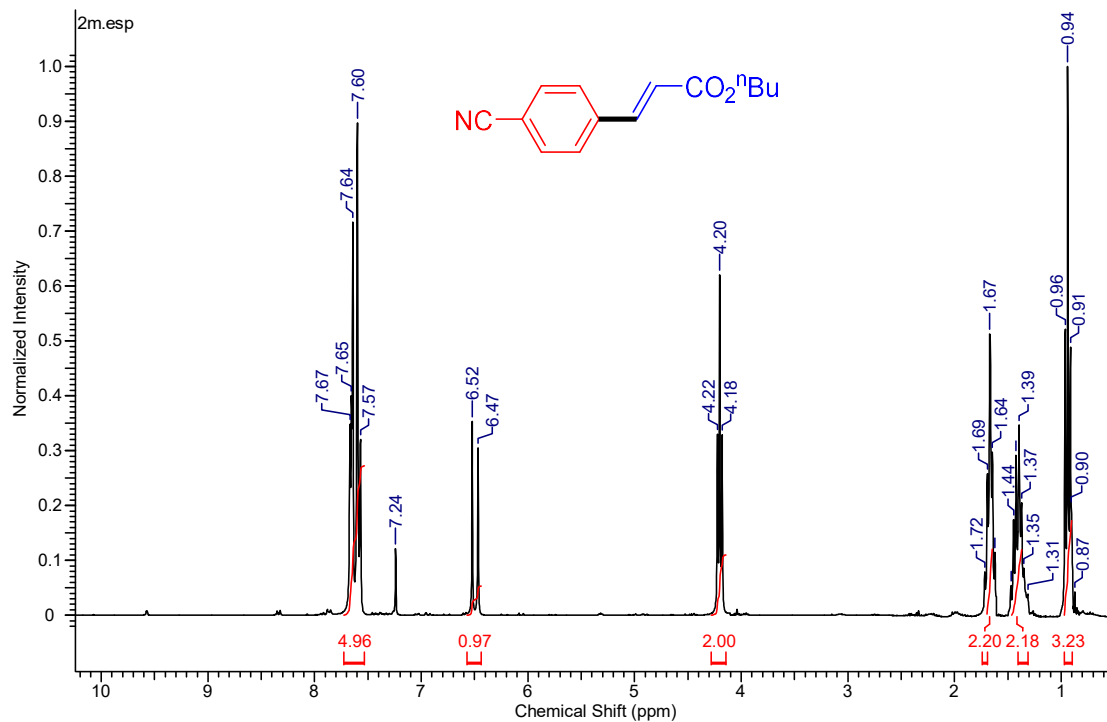


Figure S34. ^1H NMR spectrum of **5q**

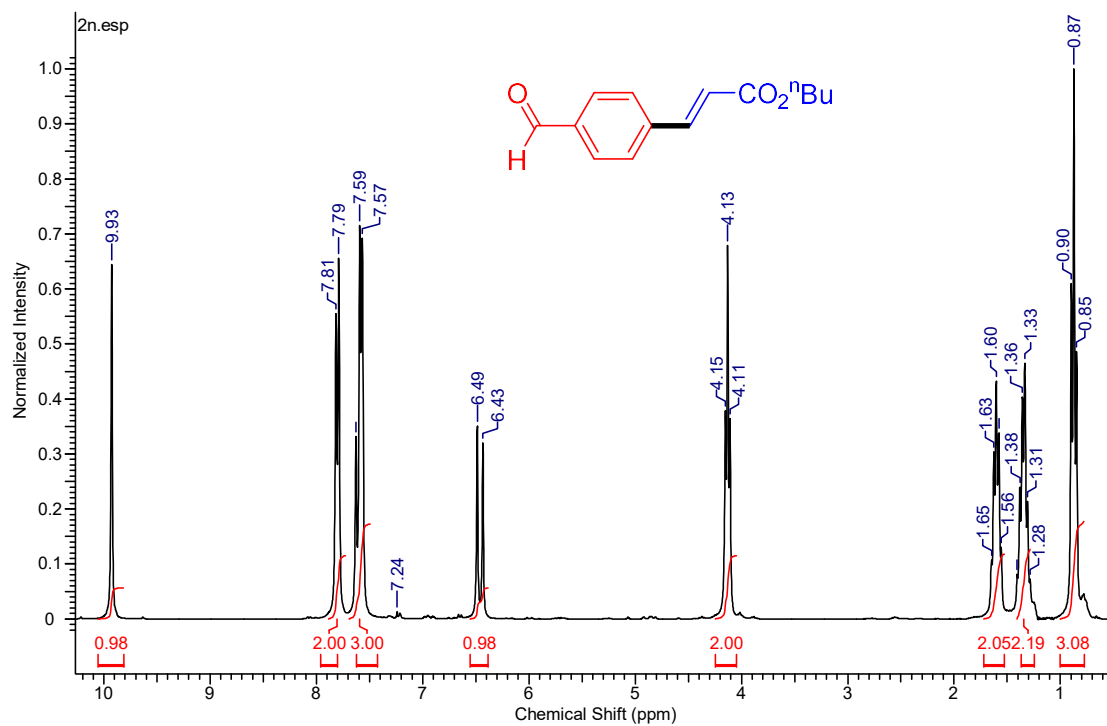


Figure S35. ^1H NMR spectrum of **5r**

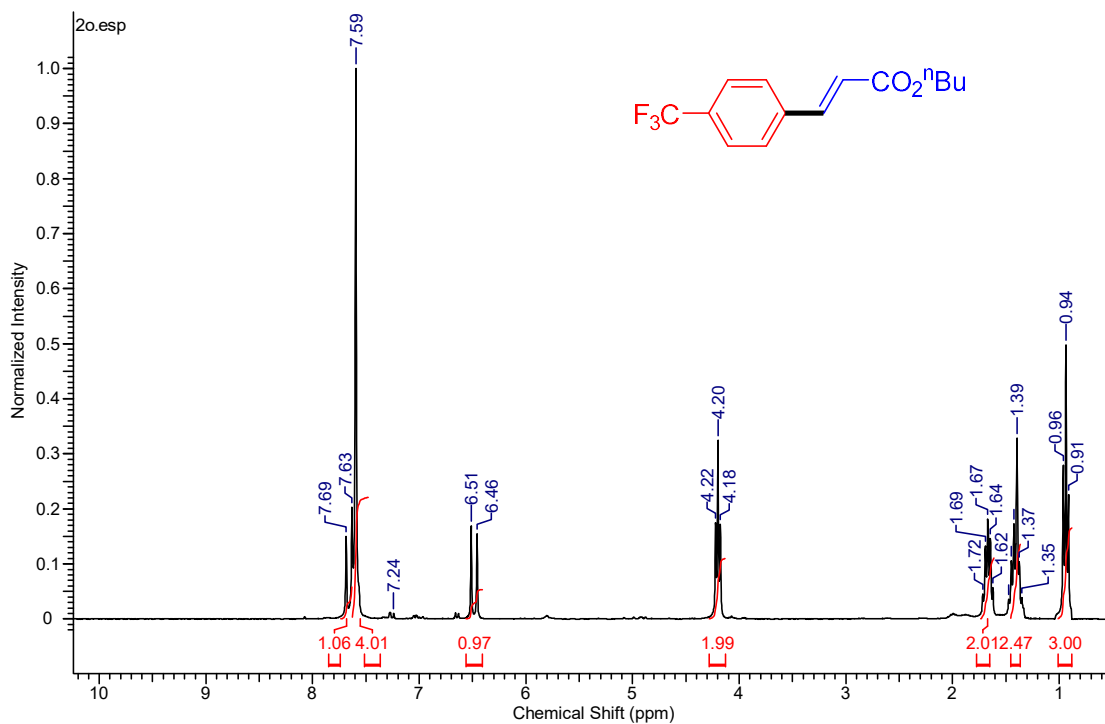


Figure S36. ^1H NMR spectrum of **5s**

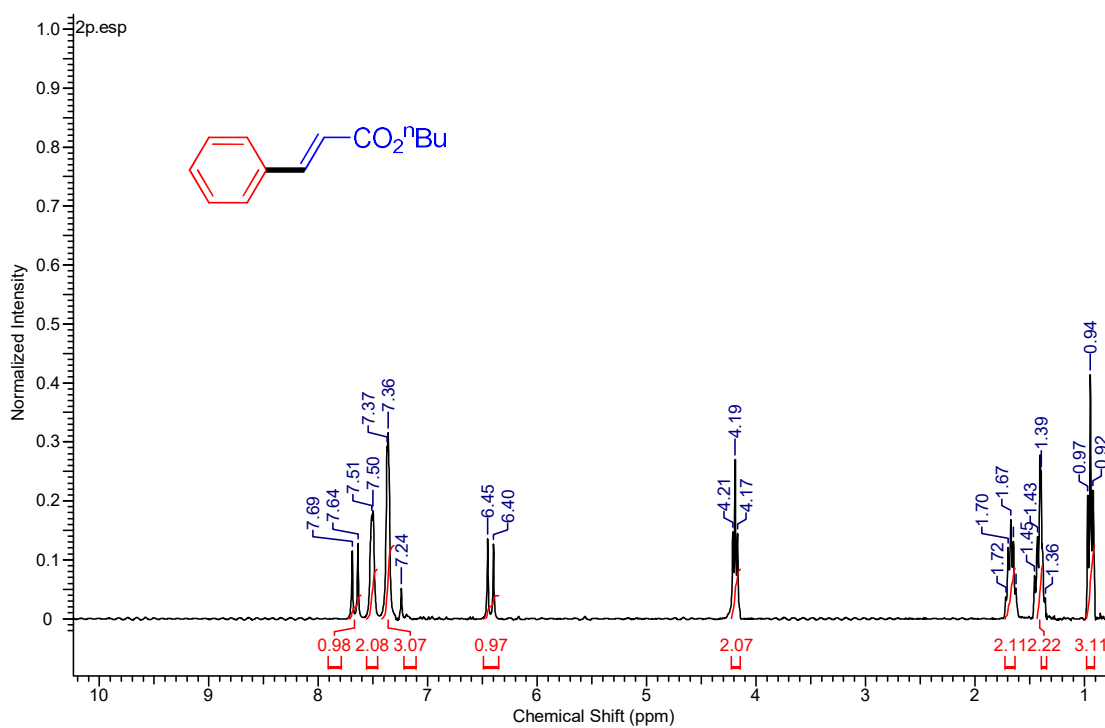


Figure S37. ^1H NMR spectrum of **5t**

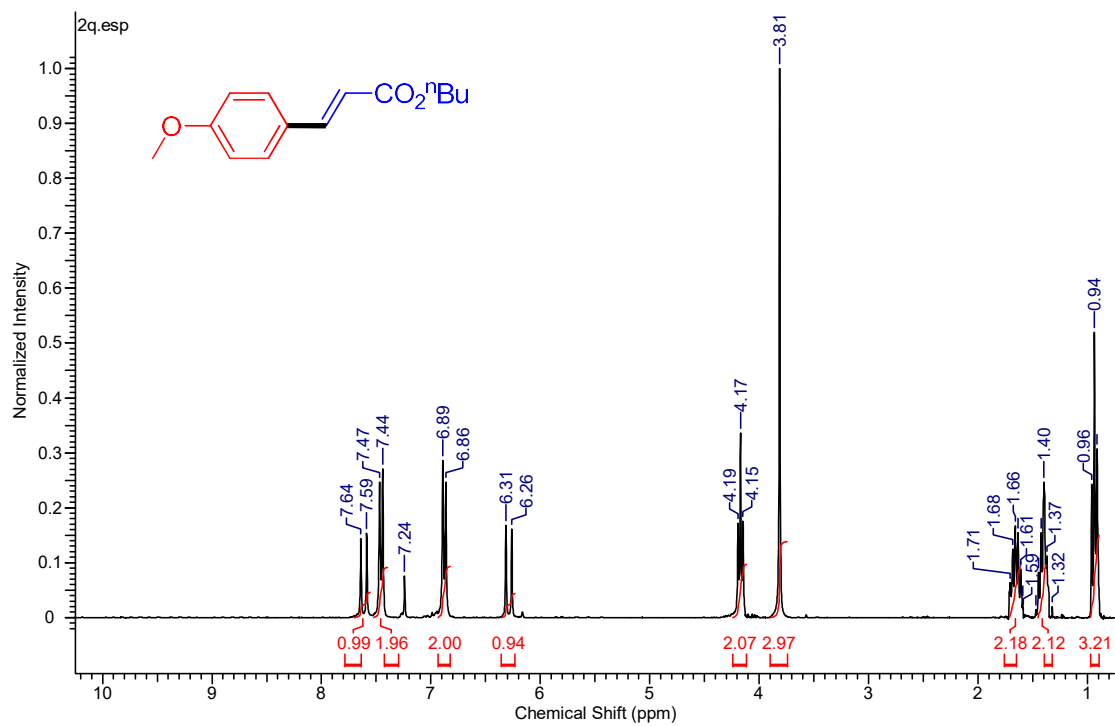


Figure S38. ^1H NMR spectrum of **5u**

9. XPS spectra

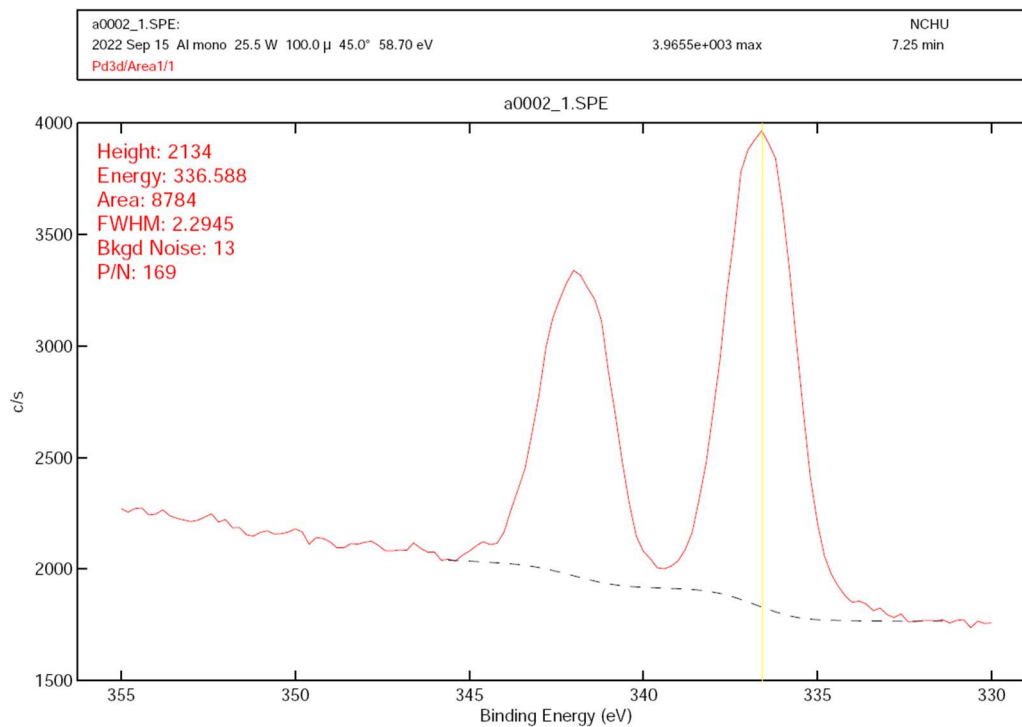


Figure S39. XPS spectrum of **1a**

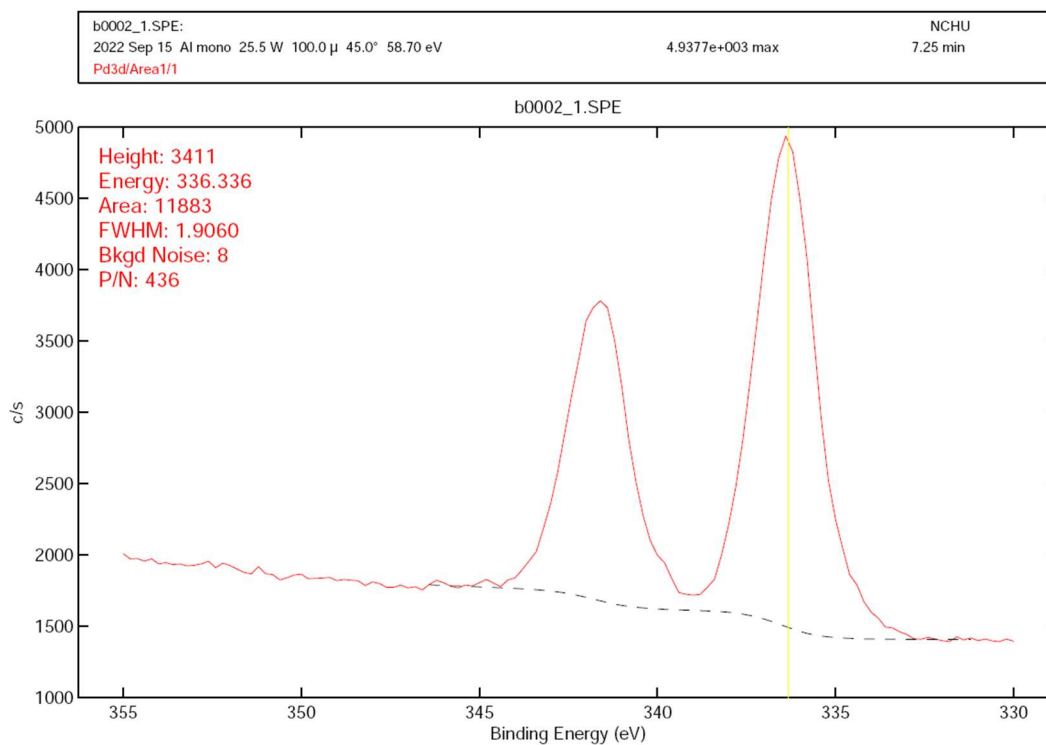


Figure S40. XPS spectrum of **1b**

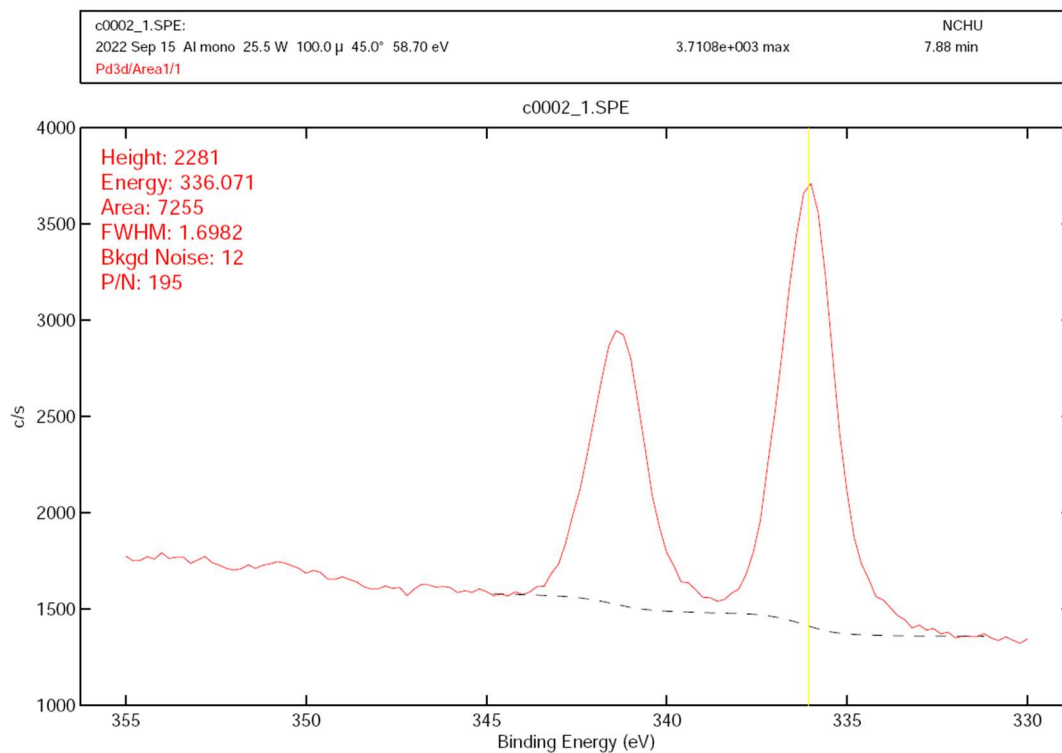


Figure S41. XPS spectrum of **1c**

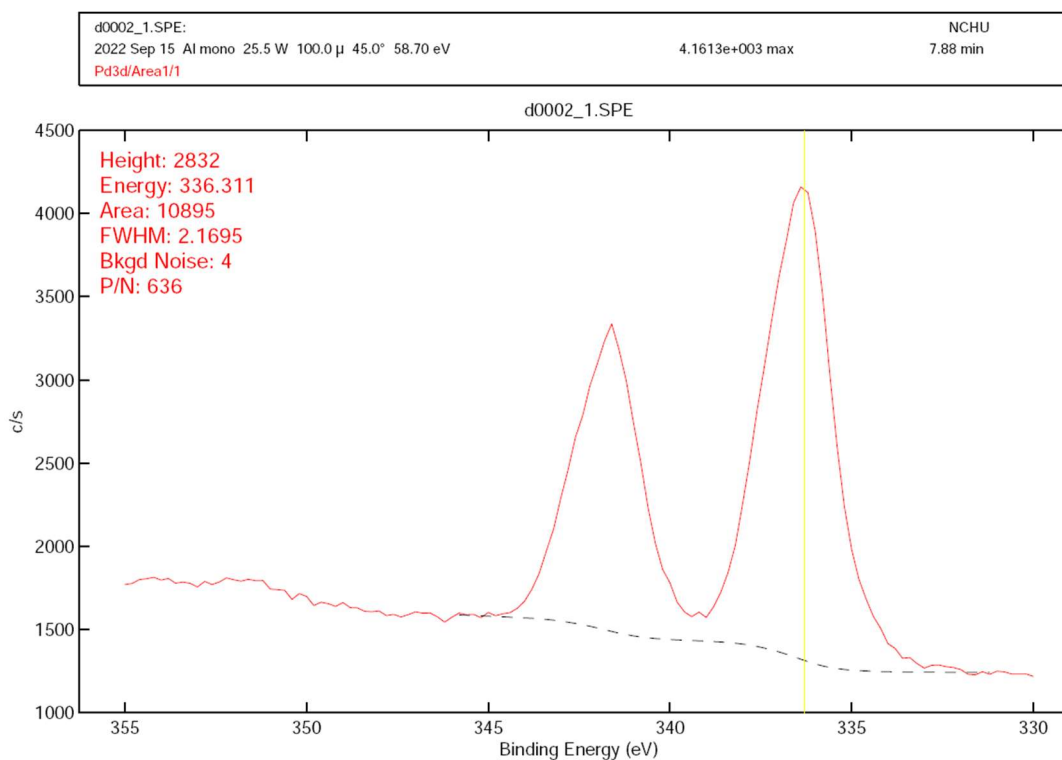


Figure S42. XPS spectrum of **2**

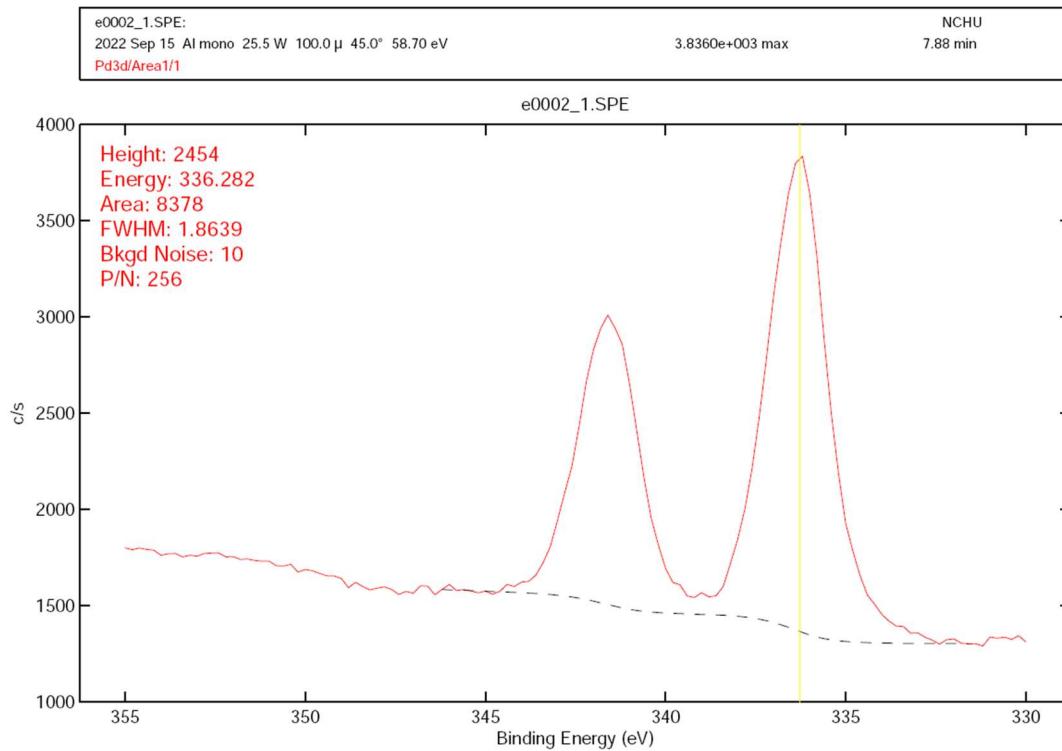


Figure S43. XPS spectrum of 3

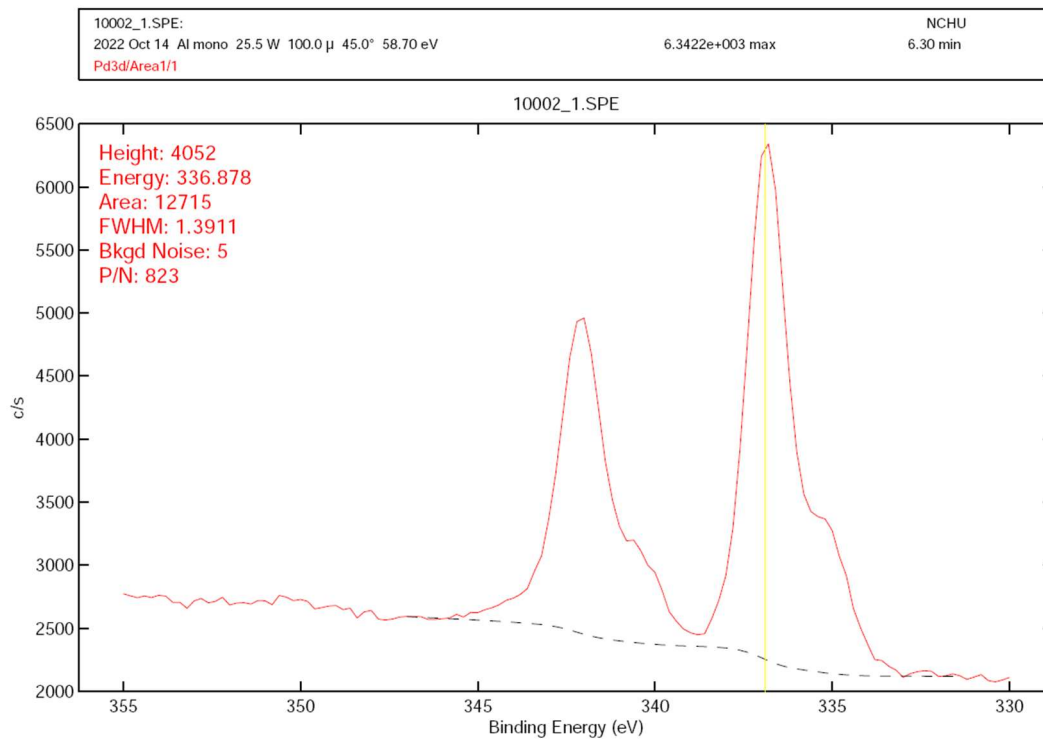


Figure S44. XPS spectrum of 4

10. References

- (1) Cavell, K. J.; Stufkens, D. J.; Vrieze, K. *Inorganica Chimica Acta* **1981**, *47*, 67-76.
- (2) Bruker. *APEX and SAINT*; Bruker AXS Inc., Madison, Wisconsin, USA.: 2012.
- (3) Sheldrick, G. M. *SADABS*; University of Göttingen, Germany: 2003.
- (4) Rigaku. *CrysAlisPro 1.171.42.51a*; Rigaku Oxford Diffraction: 2022.
- (5) Sheldrick, G. M. *SHELXL*; University of Göttingen, Germany: 2015.
- (6) Frisch, M. J.; Trucks, G. W.; Schlegel, H. B.; Scuseria, G. E.; Robb, M. A.; Cheeseman, J. R.; Scalmani, G.; Barone, V.; Mennucci, B.; Petersson, G. A.; et al. *Gaussian 09, Revision E.01*; Gaussian, Inc., Wallingford CT, 2009.
- (7) Becke, A. D. *Physical Review A* **1988**, *38*(6), 3098-3100.
- (8) Dunning Jr., T. H.; Hay, P. J. *Modern Theoretical Chemis.* Schaefer III, H. F. Ed.; Vol. 3; Plenum, New York, 1977; pp 1-28.
- (9) Weigend, F.; Ahlrichs, R. *Phys. Chem. Chem. Phys.* **2005**, *7*(18), 3297-3305.
- (10) Glendening, E. D.; Reed, A. E.; Carpenter, J. E.; Weinhold, F. *NBO Version 3.1*.
- (11) Barone, V.; Cossi, M. *J. Phys. Chem. A* **1998**, *102*(11), 1995-2001.
- (12) Arvela, R. K.; Leadbeater, N. E.; Sangi, M. S.; Williams, V. A.; Granados, P.; Singer, R. D. *J. Org. Chem.* **2005**, *70*(1), 161-168.
- (13) Gao, S.; Huang, Y.; Cao, M.; Liu, T.-f.; Cao, R. *J. Mater. Chem.* **2011**, *21*(41), 16467-16472.
- (14) Luo, T.; Zhang, R.; Zhang, W.; Shen, X.; Umemoto, T.; Hu, J. *Org. Lett.* **2014**, *16*(3), 888-891.

- (15) Midya, S. P.; Subaramanian, M.; Babu, R.; Yadav, V.; Balaraman, E. *J. Org. Chem.* **2021**, *86*(11), 7552-7562.
- (16) Keesara, S.; Parvathaneni, S.; Mandapati, M. R. *Tetrahedron Lett.* **2014**, *55*(50), 6769-6772.
- (17) Mamidala, R.; Mukundam, V.; Dhanunjayarao, K.; Venkatasubbaiah, K. *Dalton Trans.* **2015**, *44*(12), 5805-5809.
- (18) Kormos, C. M.; Leadbeater, N. E. *J. Org. Chem.* **2008**, *73*(10), 3854-3858.
- (19) Schmidt, B.; Elizarov, N.; Berger, R.; Hölter, F. *Org. Biomol. Chem.* **2013**, *11*(22), 3674-3691.
- (20) Karbach, A.; Stemler, T.; Kopp, C.; Trommer, W. E. *Synthesis* **2014**, *46*(22), 3103-3109.
- (21) Gordillo, Á.; de Jesús, E.; López-Mardomingo, C. *Chem. Commun.* **2007**, (39), 4056-4058.
- (22) Raju, P.; Mohanakrishnan, A. K. *Eur. J. Org. Chem.* **2016**, *2016*(25), 4361-4371.
- (23) Nowrouzi, N.; Zarei, M. *Tetrahedron* **2015**, *71*(41), 7847-7852.
- (24) Yao, Q.; Kinney, E. P.; Zheng, C. *Org. Lett.* **2004**, *6*(17), 2997-2999.
- (25) Pereira, M. M.; Muller, G.; Ordinas, J. I.; Azenha, M. E.; Arnaut, L. G. *J. Chem. Soc., Perkin Trans. 2* **2002**, (9), 1583-1588.
- (26) Li, J.; Liu, L.; Zhou, Y.-y.; Xu, S.-n. *RSC Adv.* **2012**, *2*(8), 3207-3209.
- (27) Fukuyama, T.; Arai, M.; Matsubara, H.; Ryu, I. *J. Org. Chem.* **2004**, *69*(23), 8105-8107.

11. Optimized geometries.

Nitron

N	-0.80502974	0.64260052	-0.05865041
N	-1.67390794	-0.43762528	-0.03137835
C	-1.10664571	-1.65691577	-0.01108369
N	0.22461270	-1.31155218	-0.01625787
C	0.36418536	0.07090400	-0.05214172
C	-3.07059727	-0.17586478	0.00652746
C	1.29492834	-2.25467957	0.03484579
C	-3.97019053	-1.23617724	-0.11704938
C	-5.33556815	-0.98133473	-0.06719119
C	-5.80964260	0.31979351	0.09964756
C	-4.90215804	1.36869435	0.21693185
C	-3.53068752	1.12944069	0.17202809
C	1.34172787	-3.29077016	-0.89489560
C	2.37809783	-4.21701195	-0.82864156
C	3.36625789	-4.09942898	0.14835349
C	3.31020056	-3.06008677	1.07361559
C	2.26777839	-2.13816744	1.02730165
N	1.58831232	0.66626118	-0.09746615
C	1.88819369	2.03721945	-0.10381623
C	3.23627877	2.39230342	-0.25117322
C	3.61284459	3.72791367	-0.24781910
C	2.65602050	4.73203536	-0.09852171
C	1.31962282	4.37464836	0.04700797
C	0.92247671	3.03845133	0.04590243
H	-3.58608510	-2.24105742	-0.24626625
H	-6.03362073	-1.80720950	-0.16216236
H	-6.87684743	0.51265585	0.13698328
H	-5.25855427	2.38576514	0.34736983
H	-2.81987473	1.94118668	0.26675001
H	0.56602181	-3.36153499	-1.65013314
H	2.41745612	-5.02874022	-1.54780126
H	4.17610952	-4.82045063	0.19054761
H	4.06931683	-2.97023598	1.84353883
H	2.19502867	-1.34557659	1.76643276
H	2.37374066	0.03821365	-0.21575049

H	3.98643604	1.61445154	-0.36723164
H	4.66178447	3.98284429	-0.36351122
H	2.95084173	5.77613340	-0.09625593
H	0.56221964	5.14362257	0.16548540
H	-0.12062534	2.77634200	0.15930319

L²

C	0.56986217	0.65262378	-0.04750001
N	-0.11778465	1.84468250	-0.00606593
C	-1.47713040	1.61638031	0.02443780
N	-1.49941368	0.27710460	-0.00740194
N	-0.26371439	-0.35187285	-0.04648249
N	1.93928338	0.61920477	-0.15219177
C	2.70790634	-0.63526487	0.00392475
C	4.17995964	-0.23106079	-0.08121510
C	2.42897981	-1.30503402	1.35419674
C	2.37224315	-1.58120181	-1.15112660
C	0.50561652	3.15345118	-0.01594510
C	-2.68589104	-0.59821097	0.00416410
C	-2.66749426	-1.45604335	-1.26382923
C	-3.94276972	0.26557010	0.03777019
C	-2.62120075	-1.48540864	1.25041399
H	2.38119852	1.40546157	0.31438597
H	4.81512635	-1.11795703	-0.00589524
H	4.38737440	0.26869019	-1.03250441
H	4.44814281	0.44714857	0.73725705
H	3.04148560	-2.20653982	1.45803671
H	1.37646501	-1.58743886	1.43688318
H	2.67725828	-0.62422644	2.17560315
H	2.57126545	-1.09098436	-2.10924474
H	2.99666019	-2.47747194	-1.08241518
H	1.32323466	-1.88260177	-1.11985919
H	1.05850981	3.33470369	0.91121278
H	1.18898473	3.24121799	-0.86519999
H	-0.28752295	3.89363508	-0.10745525
H	-2.69414244	-0.81968202	-2.15403551
H	-1.76495581	-2.07147814	-1.29894709
H	-3.54176475	-2.11382667	-1.27834660

H	-3.96517921	0.89303554	0.93184351
H	-3.99636515	0.91613924	-0.83846104
H	-4.81714919	-0.39199861	0.04436197
H	-2.61698470	-0.86936285	2.15520430
H	-3.49346661	-2.14534893	1.28137425
H	-1.71725851	-2.09975303	1.23944715
L³			
N	-1.62309925	0.57379781	0.01606735
N	-0.67260821	1.56060227	0.21783649
C	0.53498327	1.14265323	0.61615648
N	0.33052255	-0.22217925	0.64280868
C	-0.97034747	-0.52123539	0.28908179
C	-1.10050364	2.94918723	-0.03824680
C	-1.50983962	3.06008064	-1.50912935
C	0.06078593	3.89152515	0.26019848
C	-2.28757770	3.26744871	0.87434496
C	1.34870926	-1.20377055	0.99969425
C	2.69299159	-0.90549561	0.37762294
C	3.84148835	-0.87644565	1.16543639
C	5.09164210	-0.65542338	0.58657907
C	5.19792424	-0.45761460	-0.78634091
C	4.04953092	-0.48201016	-1.58032775
C	2.80569155	-0.70588275	-1.00132086
N	-1.42155186	-1.82015305	0.19604397
C	-2.82220157	-2.13222040	-0.16783404
C	-2.92057078	-3.65826065	-0.13993019
C	-3.81863454	-1.53097728	0.83052599
C	-3.10206359	-1.63259709	-1.58634190
H	-0.66266199	2.81504148	-2.15766143
H	-2.33235068	2.37521587	-1.73183440
H	-1.83379831	4.08191124	-1.72863819
H	0.92248658	3.66818313	-0.37325361
H	-0.26504959	4.91804747	0.06708354
H	0.37402034	3.81052827	1.30397401
H	-3.11907662	2.58597419	0.67716183
H	-1.99604744	3.17153083	1.92518494
H	-2.62498891	4.29341207	0.69848524

H	1.44038601	-1.26420343	2.08873354
H	0.99704075	-2.17624888	0.64052346
H	3.75968536	-1.02646657	2.23893645
H	5.97917273	-0.63464475	1.21149391
H	6.16915932	-0.28430898	-1.23944196
H	4.12667262	-0.32811560	-2.65241942
H	1.91042243	-0.72110960	-1.61828645
H	-1.10379171	-2.38959822	0.97532026
H	-3.93001481	-3.97254257	-0.41932733
H	-2.20724809	-4.10241804	-0.84077630
H	-2.71245056	-4.04628957	0.86406000
H	-4.83912152	-1.82483403	0.56399069
H	-3.75761896	-0.44027004	0.83160627
H	-3.61075722	-1.89683091	1.84213249
H	-2.37697045	-2.05937922	-2.28635317
H	-4.10518967	-1.94738899	-1.89047069
H	-3.04680194	-0.54343819	-1.64053040

IMes

N	-4.63705806	0.29417185	0.01369155
N	-3.88717507	1.45125665	-0.13203970
C	-2.56039537	1.28863455	-0.20212115
N	-2.46818887	-0.08177000	-0.08109051
C	-3.72448301	-0.63733438	0.04308259
N	-3.89720661	-1.98621837	0.24169816
C	-5.23222146	-2.62204293	0.18043175
C	-4.98336478	-4.12046468	0.35640401
C	-6.09321461	-2.11030458	1.33711078
C	-5.91949953	-2.36432144	-1.16542033
C	-4.63402352	2.72156112	-0.18482487
C	-5.61677389	2.65877807	-1.35701092
C	-3.65005308	3.86947213	-0.38442673
C	-5.38796241	2.89365081	1.13636351
N	2.46821093	-0.08176797	0.08017596
C	2.56035488	1.28861404	0.20149465
N	3.88714478	1.45129101	0.13194590
N	4.63711493	0.29425084	-0.01386243
C	3.72456797	-0.63726661	-0.04371534

N	3.89740295	-1.98610325	-0.24253224
C	5.23231870	-2.62201885	-0.18002897
C	4.98359410	-4.12039017	-0.35661249
C	6.09455787	-2.11003754	-1.33567520
C	5.91814738	-2.36460297	1.16660923
C	4.63392016	2.72162440	0.18512798
C	3.64986890	3.86939219	0.38530765
C	5.38765396	2.89428848	-1.13609858
C	5.61683697	2.65844028	1.35715683
C	-1.24041092	-0.86659825	-0.06590355
C	0.00001050	0.01258716	-0.00050157
C	1.24044743	-0.86661007	0.06449662
H	-3.18746109	-2.53969590	-0.22870720
H	-5.93464056	-4.65951482	0.34658755
H	-4.36405214	-4.51338561	-0.45850134
H	-4.47826456	-4.31803321	1.30692921
H	-7.05002671	-2.64176825	1.34090560
H	-6.28798168	-1.04047157	1.23909196
H	-5.58993080	-2.29299269	2.29163526
H	-5.29967491	-2.73898593	-1.98736401
H	-6.88316972	-2.88261901	-1.19884706
H	-6.09336198	-1.29586705	-1.31505917
H	-5.07797121	2.50858620	-2.29802134
H	-6.32603529	1.83788822	-1.22390679
H	-6.17534313	3.59752999	-1.42128276
H	-2.93317621	3.92110974	0.43830658
H	-3.09133876	3.74984195	-1.31590351
H	-4.21211397	4.80734266	-0.42533115
H	-6.07844188	2.06140388	1.29665494
H	-4.68367207	2.93235090	1.97349018
H	-5.96049203	3.82596933	1.11878241
H	3.18717212	-2.53964109	0.22707169
H	5.93483842	-4.65947901	-0.34578282
H	4.36330111	-4.51346588	0.45746984
H	4.47962077	-4.31772468	-1.30778332
H	7.05132627	-2.64158241	-1.33862515
H	6.28931256	-1.04024779	-1.23716309
H	5.59223441	-2.29241242	-2.29076571

H	5.29754888	-2.73965631	1.98778979
H	6.88189509	-2.88270493	1.20086225
H	6.09166311	-1.29615816	1.31676434
H	3.09115888	3.74921691	1.31671931
H	4.21185588	4.80727970	0.42673521
H	2.93298778	3.92141294	-0.43739260
H	4.68320892	2.93344196	-1.97307542
H	5.96028507	3.82654320	-1.11819288
H	6.07802309	2.06204814	-1.29690884
H	6.32628644	1.83780284	1.22353949
H	6.17519247	3.59728701	1.42188677
H	5.07818276	2.50762317	2.29815157
H	-1.27849875	-1.53559171	0.80279607
H	-1.20522231	-1.49644669	-0.96471015
H	0.04897757	0.66509392	-0.87500292
H	-0.04895727	0.66467198	0.87431684
H	1.20522634	-1.49690392	0.96299101
H	1.27855630	-1.53517519	-0.80453284

IPr

C	-0.74199706	-0.34427503	1.77176313
N	-1.09658908	-0.23049902	0.43342403
C	-0.02190000	-0.09095301	-0.40257603
N	1.01795308	-0.15242501	0.48361704
C	0.60921405	-0.30470002	1.80446514
C	2.39483118	0.02772400	0.11598501
C	-2.45797719	-0.17174801	-0.01326300
C	2.92261822	1.32780410	0.13127501
C	4.26153433	1.48866711	-0.23301802
C	5.04248138	0.39269403	-0.58288305
C	4.49974134	-0.88766707	-0.57034104
C	3.16533524	-1.09691108	-0.21555002
C	-3.00317923	1.09266608	-0.29117602
C	-4.33868233	1.15990409	-0.69583405
C	-5.10616039	0.00933400	-0.81933606
C	-4.53832134	-1.23009610	-0.54991804
C	-3.20554625	-1.35477910	-0.14612401
C	-2.19680017	2.37641618	-0.17990001

C	-2.07474516	3.04812823	-1.55254012
C	-2.80741621	3.33289325	0.85037206
C	-2.69673920	-2.76587621	0.13281101
C	-1.28364310	-3.08608123	-0.36708903
C	-2.84996922	-3.14155524	1.61303012
C	2.05556816	2.52650619	0.47926004
C	2.81459721	3.61206627	1.24706510
C	1.42995811	3.10544324	-0.79670606
C	2.54971220	-2.48413519	-0.24624702
C	1.93690115	-2.74269521	-1.62939912
C	3.53441627	-3.59423328	0.12564701
H	-1.47291311	-0.42426003	2.56155519
H	1.30936510	-0.35670103	2.62450020
H	4.70066436	2.48165219	-0.24013302
H	6.08204548	0.53699404	-0.86170107
H	5.12367939	-1.73453213	-0.83806906
H	-4.78118536	2.12787216	-0.91586307
H	-6.14312147	0.07557001	-1.13436109
H	-5.13590339	-2.13184216	-0.65934805
H	-1.18557909	2.12536516	0.15452201
H	-1.47059511	3.95829430	-1.48272311
H	-1.60101312	2.37284618	-2.27220417
H	-3.05942723	3.32778826	-1.94345415
H	-2.18533517	4.22903933	0.94643507
H	-2.88175122	2.85817322	1.83375914
H	-3.81144029	3.65290228	0.55082204
H	-3.37789426	-3.41934126	-0.42636103
H	-1.15448309	-4.17313832	-0.40398803
H	-1.11070708	-2.68319720	-1.36895511
H	-0.51322904	-2.68290420	0.29713802
H	-2.62458020	-4.20379032	1.75446813
H	-3.86910630	-2.95554222	1.96545915
H	-2.15833616	-2.56812520	2.23710517
H	1.23912809	2.17702017	1.12199208
H	2.11334616	4.37728734	1.59377012
H	3.33266425	3.20022624	2.11865716
H	3.55465727	4.11151231	0.61313405
H	0.77874306	3.95198530	-0.55069504

H	0.83679406	2.34573418	-1.31581110
H	2.21368017	3.46202626	-1.47534311
H	1.73733513	-2.50164719	0.48936904
H	1.44203011	-3.71995929	-1.65490413
H	1.20150509	-1.96988815	-1.87302214
H	2.72177621	-2.73398421	-2.39502018
H	2.99871823	-4.54375834	0.21977102
H	4.03655531	-3.38708326	1.07579708
H	4.30138333	-3.72937829	-0.64423705

1a

Pd	0.00936372	1.59231280	0.82176516
O	-0.07119662	4.89517290	0.22576707
N	-2.65315584	0.54289046	-0.51788463
N	-3.60293808	-0.52477392	-0.52624133
N	2.65971251	-0.07654939	0.91680972
N	-1.92073111	-0.87609834	0.92992159
C	-3.11622308	-1.37443167	0.37581138
N	1.88811247	-0.07744291	-1.09629718
N	3.59644561	-0.84270421	0.15784446
C	1.60941294	0.40568584	0.18257152
C	3.08604575	-0.81963874	-1.07179695
C	-1.61877808	0.36193227	0.35977020
C	-1.87767101	2.47011695	-1.85338467
C	-2.92408049	1.65500220	-1.38483907
C	-4.25636146	1.90616847	-1.77384241
C	-4.53666595	2.99211951	-2.62133307
C	-3.49702915	3.82446411	-3.08387411
C	-1.18282436	-1.55184760	1.97403530
C	-0.18945480	-2.48846227	1.63227776
C	-1.52179733	-1.31114069	3.31978857
C	0.47335909	-3.19286204	2.65455772
C	-0.85535153	-2.02095112	4.33578708
C	0.13934079	-2.96284705	4.00421916
C	-4.82008123	-3.21539625	0.31584995

C	-5.13811735	-4.46812023	0.89523033
C	-5.67307460	-2.66024343	-0.66629686
C	-6.29468932	-5.15652465	0.49721583
C	-7.15077841	-4.60925474	-0.48194982
C	-6.82965392	-3.36385050	-1.05442497
C	-2.17034721	3.55596059	-2.69556720
C	4.75930788	-2.18963003	-2.34319791
C	5.63348388	-2.47524080	-1.26863964
C	5.04544070	-2.69545121	-3.63471342
C	7.06903397	-3.76550944	-2.78179225
C	6.19205359	-3.47617330	-3.84867205
C	6.77925539	-3.26063106	-1.50008803
C	2.97317924	0.13442344	2.30256306
C	1.95256211	0.34449228	3.24839460
C	4.32568431	0.11785957	2.70198034
C	2.29111549	0.57028081	4.59398967
C	3.63881435	0.56838713	5.00370811
C	4.65227583	0.33565689	4.05194567
C	1.14035185	0.18102176	-2.30760443
C	1.49407755	1.28721111	-3.10455686
C	0.82610394	1.49953463	-4.32441280
C	-0.18491229	0.61027614	-4.74056530
C	0.12987824	-0.71091223	-2.71188581
C	-0.53492747	-0.48985668	-3.93255991
C	0.85792673	3.34933572	1.74502542
C	1.17368933	4.32178456	0.69434965
C	-0.58725854	3.37220436	1.94849004
C	-1.15318474	4.37427013	1.04981188
O	2.24449927	4.70705127	0.19537376
O	-2.29803637	4.83277636	0.90308111
H	-0.85306832	2.25482132	-1.57170623
H	-5.05139157	1.26355595	-1.41432390
H	-5.56432867	3.18770232	-2.91618472

H	-3.71722904	4.66405989	-3.73767925
H	0.05351402	-2.66662342	0.58870439
H	-2.29598350	-0.58832009	3.56212517
H	1.24115748	-3.91705925	2.39799373
H	-1.11301504	-1.84195927	5.37575244
H	0.65047525	-3.51155745	4.79045030
H	-4.48431104	-4.89755887	1.65173649
H	-5.43548729	-1.70362117	-1.11295685
H	-6.52650065	-6.11680464	0.95065470
H	-8.04595327	-5.14284960	-0.78907398
H	-7.48069010	-2.93081979	-1.81007256
H	-1.35935086	4.18386738	-3.05428058
H	5.42069197	-2.09221666	-0.27921917
H	4.37415840	-2.47838429	-4.46301404
H	7.95613374	-4.37018850	-2.94855536
H	6.39938132	-3.85750888	-4.84520152
H	7.44675084	-3.47586777	-0.66912426
H	0.91334313	0.32578183	2.93975896
H	5.10119082	-0.05752640	1.96552032
H	1.50011647	0.73412086	5.32117696
H	3.89469233	0.73924088	6.04584065
H	5.69545991	0.32775751	4.35663096
H	2.27931488	1.96233682	-2.77600574
H	1.09473274	2.35009846	-4.94430054
H	-0.69716604	0.77451580	-5.68456838
H	-0.12525838	-1.56283266	-2.08848996
H	-1.31616350	-1.17415782	-4.25070430
H	1.59924336	3.11701306	2.49837114
H	-1.09835827	3.13373492	2.87285399
N	-3.63394267	-2.57805031	0.76793293
N	3.58131423	-1.40803833	-2.20230862
H	3.03405457	-1.27052344	-3.04646365
H	-3.10152097	-3.07852774	1.47268895

1b

C	1.63890113	-0.02065600	-0.43821403
C	3.61559828	-0.86561807	0.34412803
C	2.68626420	1.13882709	1.58611712
C	5.82812544	-1.95802815	0.98823008
C	6.82519454	-1.66031412	2.13110916
C	5.29179043	-3.40581026	1.11982409
C	6.52193147	-1.75386313	-0.38179203
C	1.43121411	-1.70575713	-2.38612018
C	2.41730318	-2.69167721	-3.04929023
C	0.17698801	-2.47295419	-1.90186114
C	1.06158008	-0.60101805	-3.40306526
C	-1.68800113	0.19348101	0.07804601
C	-2.74272421	0.01158200	-2.24327817
C	-3.70610228	-0.87467007	-0.07160301
C	-5.95503145	-2.07020316	0.03775500
C	-6.63107052	-1.08672208	1.02590508
C	-5.44796741	-3.33083026	0.78231006
C	-6.95620454	-2.47809419	-1.06684608
C	-1.48597911	-0.07369601	2.64029220
C	-2.49366719	-0.43577603	3.75271129
C	-0.28636802	-1.05139908	2.68633520
C	-1.03104408	1.39136811	2.82740822
C	0.67802905	3.12833724	-1.54767112
C	-0.75360006	3.22117325	-1.26834510
C	-0.92473607	4.06054031	-0.08477901
C	1.38329410	3.91486930	-0.54102004
N	2.63151220	0.11324401	0.53892204
N	2.08658316	-1.06475608	-1.18705709
N	3.31479626	-1.62403612	-0.71546706
N	4.71090536	-0.97437307	1.15220709
N	-2.15126016	-0.20767102	1.29228410

N	-3.40561026	-0.89011607	1.23135509
N	-4.82044837	-1.39269211	-0.66655205
N	-2.69690221	-0.22689202	-0.79684906
O	2.58176120	4.20252132	-0.37028303
O	0.39697303	4.42168334	0.40167403
O	-1.92579415	4.48643934	0.51795804
Pd	-0.01042900	1.28978010	-0.59969904
H	1.84638014	1.81809014	1.44904411
H	3.61546127	1.71406013	1.50927612
H	6.35046450	-1.78835314	3.11305224
H	7.21419157	-0.63611505	2.05885116
H	7.67367057	-2.35046118	2.07259016
H	6.11861649	-4.11982931	1.01889508
H	4.55179535	-3.61962127	0.34211703
H	4.82378237	-3.55461827	2.10103016
H	6.91938851	-0.73441506	-0.46235604
H	5.82017746	-1.92292015	-1.20454109
H	7.35546258	-2.45970619	-0.48453804
H	2.68077021	-3.51347727	-2.37809718
H	3.34024326	-2.18945717	-3.35717126
H	1.93374415	-3.10914624	-3.94073630
H	-0.32402002	-2.94311823	-2.75684621
H	-0.52866304	-1.79933014	-1.40907111
H	0.46151104	-3.25967325	-1.19227409
H	0.53910504	-1.05021308	-4.25595832
H	1.96469415	-0.09931101	-3.77226729
H	0.41055303	0.15434601	-2.95185422
H	-1.85723614	0.58081005	-2.52367519
H	-3.63321028	0.59334604	-2.50893419
H	-7.46884357	-1.58325812	1.53103012
H	-7.01867952	-0.21095902	0.49065704
H	-5.92043644	-0.74702505	1.78606713
H	-6.29056946	-3.84169830	1.26469810

H	-4.71775336	-3.06108323	1.55172812
H	-4.97610038	-4.02867031	0.07924201
H	-6.49603052	-3.17467024	-1.78020214
H	-7.31734854	-1.59906512	-1.61687512
H	-7.82237562	-2.97610623	-0.61806205
H	-3.38376926	0.20031202	3.70874629
H	-2.00215115	-0.28104702	4.72085136
H	-2.81336421	-1.47914911	3.68599828
H	-0.63176105	-2.08482516	2.55943420
H	0.22019802	-0.97274408	3.65579928
H	0.43312903	-0.82502206	1.89530115
H	-1.89708414	2.06358916	2.85687222
H	-0.37731403	1.71064513	2.01064915
H	-0.48362304	1.48545211	3.77276229
H	1.12439009	2.97115923	-2.52155919
H	-1.54714112	3.16052724	-2.00257315
H	4.77462137	-0.34614403	1.94361815
H	-4.88861337	-1.32531710	-1.67432813
H	2.61653920	0.68629905	2.58185519
H	-2.74591321	-0.93460607	-2.79647121

1c

C	1.53427712	0.86076107	0.20454502
C	3.70106728	1.36364910	-0.35202403
C	3.29010725	-0.93213007	0.68633305
C	4.10067331	-1.78876114	-0.28185202
C	5.12443739	-2.61435520	0.23206202
C	5.85322447	-3.46789727	-0.61889905
C	5.57117845	-3.49777426	-1.99902915
C	4.55599635	-2.66916820	-2.51908219
C	3.82443429	-1.82276614	-1.66582513
C	6.02638249	2.25637617	-0.89400507
C	7.42218956	1.59678012	-0.81724606

C	5.73014144	2.69614121	-2.35075118
C	5.96457247	3.46993927	0.06601001
C	0.57905904	3.13574624	-0.55533704
C	1.21485409	4.47686234	-0.97990208
C	-0.31111702	2.59675920	-1.70098113
C	-0.23228902	3.34713025	0.74293805
C	-1.62861113	-0.66916405	-0.05970800
C	-3.36887925	0.73988006	1.17410009
C	-4.20114732	1.91568615	0.66956705
C	-5.20631940	2.44840519	1.50573812
C	-5.95204245	3.57353728	1.10380408
C	-5.70563942	4.17364632	-0.14686801
C	-4.70944536	3.64044628	-0.98987208
C	-3.96081730	2.52049319	-0.58324905
C	-3.81429229	-0.93000907	-0.70268305
C	-6.15588645	-1.54041412	-1.50394812
C	-6.05301545	-3.04763723	-1.16581409
C	-5.91625345	-1.30079910	-3.01699923
C	-7.54975355	-1.00743908	-1.10090809
C	-0.70143705	-2.42099118	-1.71157413
C	-1.35214710	-3.47693326	-2.63012020
C	0.14991001	-1.44653311	-2.56058720
C	0.14951601	-3.13544424	-0.63735705
C	0.49773004	-0.07823701	3.37670926
C	-0.78918206	-0.73949706	3.18946824
C	-0.57366304	-2.18210016	3.32339525
C	1.49504512	-1.10714609	3.64834428
N	2.84800422	0.36762503	0.14910701
N	1.66405413	2.11999616	-0.29235302
N	3.00108923	2.46002919	-0.66071405
N	5.05409039	1.20524309	-0.45414303
N	-1.77666414	-1.61576513	-1.02333308
N	-3.12574924	-1.79384513	-1.45531011

N	-5.17015639	-0.76237806	-0.68669305
N	-2.94377623	-0.21507002	0.13580301
O	2.70231221	-1.06522908	3.94366630
O	0.84508507	-2.40467018	3.53017727
O	-1.34242111	-3.15791424	3.29883125
Pd	-0.03830600	-0.13342701	1.25092409
H	2.37561618	-1.45901511	0.97320307
H	3.86287430	-0.76500506	1.60576512
H	5.35235540	-2.59262720	1.29591910
H	6.63754950	-4.09885431	-0.20856102
H	6.13520747	-4.15217132	-2.65878220
H	4.33572433	-2.68274021	-3.58362127
H	3.04753923	-1.18536509	-2.07743616
H	7.48600955	0.72672805	-1.48459111
H	7.64815258	1.27114110	0.20643102
H	8.18994462	2.31522518	-1.12420209
H	6.46544947	3.44502526	-2.67049420
H	4.73037336	3.13478424	-2.42863419
H	5.79192945	1.83799914	-3.03196223
H	6.20229947	3.16026124	1.09125708
H	4.96919238	3.92473230	0.05803700
H	6.69495449	4.22668132	-0.24592002
H	1.77561614	4.38183934	-1.91389215
H	1.89171314	4.86130037	-0.21022902
H	0.40735003	5.20386340	-1.12868209
H	-1.10070108	3.32260025	-1.92761915
H	-0.77279406	1.64530712	-1.42151511
H	0.28685702	2.44306019	-2.60765320
H	-1.05761708	4.04240931	0.55036004
H	0.40407403	3.76856229	1.53105212
H	-0.64725605	2.40078119	1.10387908
H	-2.44706719	1.10505708	1.63538512
H	-3.92853830	0.19903502	1.94854015

H	-5.40796140	1.98650815	2.47024319
H	-6.72213251	3.97345330	1.75849314
H	-6.28295048	5.03927339	-0.46149004
H	-4.51725034	4.09457231	-1.95872515
H	-3.19880624	2.11465116	-1.24213309
H	-6.79773654	-3.60743927	-1.74486813
H	-6.24538450	-3.21535325	-0.09890201
H	-5.05959238	-3.43629726	-1.40915811
H	-6.65784149	-1.85617414	-3.60471228
H	-4.91723537	-1.63760812	-3.31154025
H	-6.01321947	-0.23447802	-3.25803125
H	-7.64220061	0.06539701	-1.31745710
H	-7.73702457	-1.16726709	-0.03128100
H	-8.32624761	-1.53383612	-1.66636813
H	-2.00219715	-4.15376032	-2.06657816
H	-0.55049904	-4.06649231	-3.09108223
H	-1.94476915	-3.01272723	-3.42338126
H	-0.47823204	-0.94377807	-3.30622825
H	0.93302407	-2.00284615	-3.08858224
H	0.61780505	-0.68643205	-1.92813115
H	-0.46237904	-3.85063229	-0.07417901
H	0.57503105	-2.41590018	0.06894101
H	0.96876208	-3.68031228	-1.12050108
H	0.64438805	0.92685307	3.75147728
H	-1.75437713	-0.32373302	3.44762626
H	5.42067044	0.26699002	-0.34502903
H	-5.52956443	0.05379500	-0.20524802

2

C	1.43356011	-0.26712702	0.06543401
C	2.50484819	1.73157413	-0.25113802
C	0.45894204	1.43654211	-1.66896513
C	-0.80667006	0.59980304	-1.89574915

C	-2.69543521	1.36472611	-0.31138502
C	-1.52584512	-0.52777104	0.22807402
C	-0.56634705	-3.87029229	-0.59356504
C	-1.13994509	-3.83356329	-1.93549915
C	1.20402609	-3.67248428	-2.14615616
C	0.88923807	-3.77490329	-0.72680405
C	-4.15840732	3.42437826	-0.65831605
C	-4.17776732	4.48918534	-1.77810813
C	-5.52189744	2.69056920	-0.60160405
C	-3.83875529	4.09417531	0.70086105
C	3.86609929	3.88509130	-0.37013703
C	3.74942429	4.23710032	1.13281509
C	5.23740740	3.23083225	-0.67607805
C	3.68947728	5.16290939	-1.22193609
C	3.14761924	-1.12353709	1.81760414
C	4.00817730	-2.09302216	0.96912107
C	2.05031916	-1.88185914	2.59446120
C	4.04315131	-0.37063203	2.82776422
C	-2.82147121	-0.91004807	2.45155219
C	-2.39783618	0.03965200	3.59982028
C	-4.35102533	-1.14592509	2.47758319
C	-2.08838216	-2.25837317	2.57411020
N	2.51542919	-0.12254101	0.87743707
N	3.21734425	1.10485209	0.68603605
N	1.40869811	0.94050007	-0.64727905
N	-1.67056913	0.49397704	-0.71429306
N	-3.21958024	0.94463007	0.84632406
N	-2.47192219	-0.23914202	1.15092009
N	-3.06578423	2.46530119	-1.02694308
N	2.74835021	2.97031723	-0.77322306
O	-0.05343600	-3.63494628	-2.87997222
O	2.27276218	-3.62230628	-2.78425521
O	-2.30272418	-3.93988630	-2.36897518

Pd	0.05392200	-1.84817514	-0.12799501
H	0.98059808	1.49743411	-2.63329720
H	0.16715401	2.45358319	-1.37740011
H	-1.35867010	1.06145008	-2.72162021
H	-0.55066004	-0.41449103	-2.20818517
H	-1.09262509	-4.38015533	0.20367802
H	1.61042012	-4.20199032	-0.04186700
H	-3.21623925	5.01560438	-1.83886914
H	-4.95813838	5.22963340	-1.57243812
H	-4.39223233	4.03363031	-2.75413221
H	-5.75573642	2.23691917	-1.57287912
H	-6.31741748	3.40378726	-0.35269503
H	-5.51028343	1.90438815	0.15986401
H	-3.78448029	3.34979626	1.50126511
H	-4.62549335	4.81665237	0.95062607
H	-2.88152422	4.62779835	0.65005405
H	2.78265421	4.71134336	1.34246410
H	4.54651135	4.93830138	1.40893111
H	3.84470229	3.34229026	1.75528813
H	5.35909543	2.30039118	-0.11260101
H	6.04753444	3.91567630	-0.39631303
H	5.32734140	3.00841023	-1.74683713
H	3.75537829	4.93658838	-2.29484218
H	4.47957634	5.88185444	-0.98024307
H	2.72100321	5.63949941	-1.02209008
H	3.39088326	-2.62387320	0.23788702
H	4.49051234	-2.83039722	1.62207112
H	4.78995937	-1.54174112	0.43286303
H	1.45235011	-1.18936909	3.19937125
H	2.52863019	-2.60512020	3.26541825
H	1.37929111	-2.42536418	1.92243015
H	4.87687637	0.13203801	2.33215618
H	4.44541534	-1.09937909	3.54152227

H	3.46944026	0.37963703	3.38377526
H	-1.31397410	0.20894002	3.58232727
H	-2.66244320	-0.40796303	4.56509535
H	-2.90607122	1.00535808	3.51120227
H	-4.89438837	-0.20083702	2.39460618
H	-4.62581035	-1.62991012	3.42214826
H	-4.65692235	-1.80005914	1.65178813
H	-2.37567918	-2.94355723	1.77026713
H	-2.36589118	-2.71258321	3.53263127
H	-1.00160607	-2.13599616	2.55130119
H	-2.63099220	2.61090920	-1.92932115
H	2.22993717	3.24676225	-1.59741212

4

I	-1.43572663	-0.77058159	2.65481363
Pd	-1.43835956	-0.02068113	0.00847488
I	-1.39978328	0.86239378	-2.59240067
N	-3.51059554	-0.35196904	-0.11212844
C	0.75575360	-2.56289054	-1.57146296
N	3.89348989	-0.94187971	-0.13452816
N	2.68941819	1.13262136	0.23271711
C	1.36109601	5.11402015	0.29853272
C	-3.98206279	-1.57132170	-0.48983560
C	-5.35627274	-1.83380489	-0.58624086
C	-6.27134218	-0.80750909	-0.28376983
C	-5.77621098	0.45122993	0.10689745
C	-4.38911862	0.64437495	0.18236017
C	0.54080920	0.25625087	0.10090216
N	1.48361189	-0.74808007	-0.06627298
C	1.21615905	-2.15084953	-0.30726173
C	0.52194395	-3.93096735	-1.80271394
C	0.75737689	-4.87358788	-0.78106517
C	1.22364802	-4.44803856	0.47912036

C	1.45259370	-3.08087743	0.72292566
C	2.77035686	-0.18066371	0.01364598
C	5.25191973	-0.52402442	-0.09432394
C	6.23646416	-1.52200043	-0.29356391
C	7.59834176	-1.18316215	-0.26806633
C	7.99871790	0.15115655	-0.04423174
C	7.01511705	1.13864695	0.15308548
C	5.64466127	0.81551109	0.13068479
N	1.28532553	1.37787165	0.28814848
C	0.86750799	2.74017742	0.48176623
C	-0.39330127	3.03631290	1.03463300
C	-0.77603277	4.37871959	1.20242888
C	0.09559149	5.42310047	0.83622848
C	1.75292133	3.77576111	0.11992433
H	0.57930181	-1.82656133	-2.34931181
H	3.73725695	-1.93140815	-0.30101677
H	2.04257569	5.91142592	0.01483061
H	-3.24396496	-2.33256944	-0.71319862
H	-5.69244195	-2.81890263	-0.89092918
H	-7.34051782	-0.98383680	-0.35018861
H	-6.44416729	1.27044384	0.34959088
H	-3.96666970	1.59684927	0.47901546
H	0.16255300	-4.25778056	-2.77434600
H	0.57894823	-5.92947500	-0.96519742
H	1.40175930	-5.17192708	1.26908770
H	1.79147760	-2.74127889	1.69717325
H	5.93678420	-2.55327520	-0.46802554
H	8.34397277	-1.95874808	-0.42256495
H	9.05321190	0.41194398	-0.02482243
H	7.31007706	2.17069189	0.32650667
H	4.89777561	1.58332450	0.28360968
H	-1.05997154	2.23662596	1.33817359
H	-1.74992137	4.60473593	1.62819599

H	-0.20412976	6.45869818	0.97106360
H	2.72407419	3.53297465	-0.29452782