

Supplementary Material

A novel “on-off” fluorescence sensing for rapid and accurate determination of Cr³⁺ based on g-CNQDs

Xiaohua Xu^a, Huye Li^b, Yapeng Sun^c, Tianfeng Ma^a, Lin Shi^a, Wencheng Mu^a,
Huan Wang^{a,*}, Yongchang Lu^{a,*}

a. Modern Tibetan Medicine Creation Engineering Technology Research Center of Qinghai Province, China; College of Pharmacy, Qinghai Nationalities University, Xining 810007, China. E-mail: qhmuwh1028@126.com; qhlych@126.com.

b. The Fourth People’s Hospital of Qinghai Province, Xining 810007, China. Address here.

c. *No. 2 Middle School in Xining City, Qinghai Province, Xining 810007, China.*

* Corresponding authors.

E-mail addresses: qhmuwh1028@126.com; qhlych@126.com.

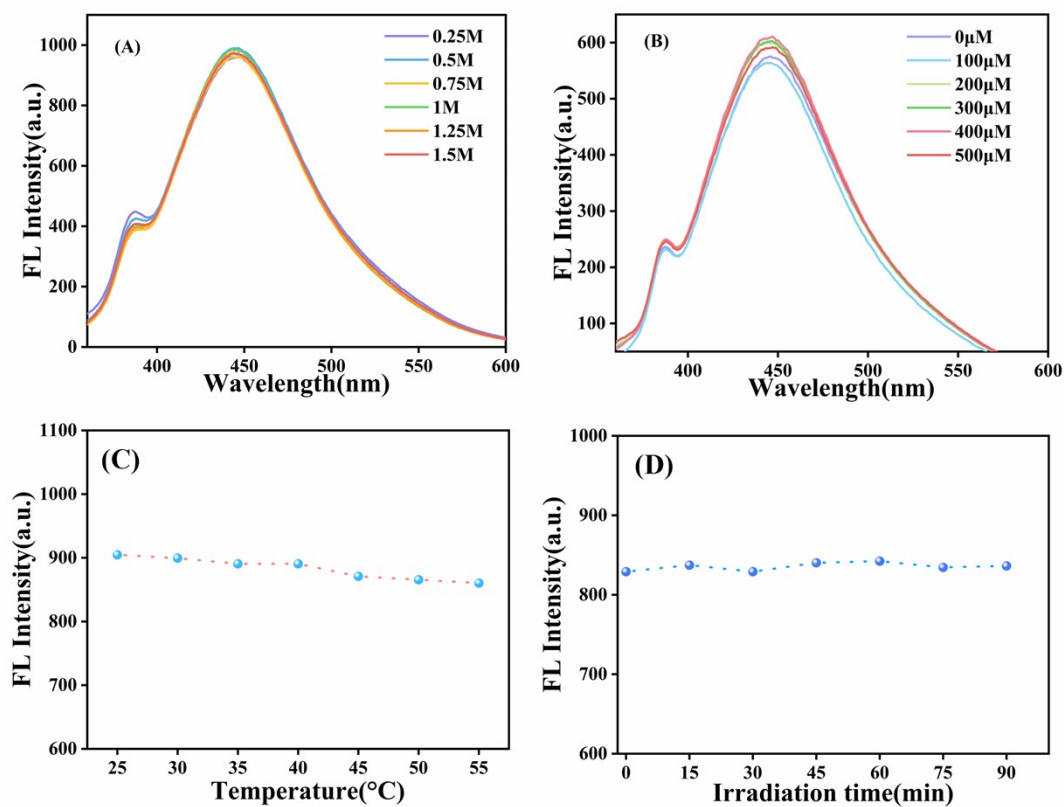


Fig. S1. (A) Effect of different concentrations of NaCl on the stability of g-CNQDs; (B) Effect of different H₂O₂ concentrations on the antioxidant capacity of g-CNQDs; Effect of (C) temperature and (D) duration of UV radiation on fluorescence intensity.

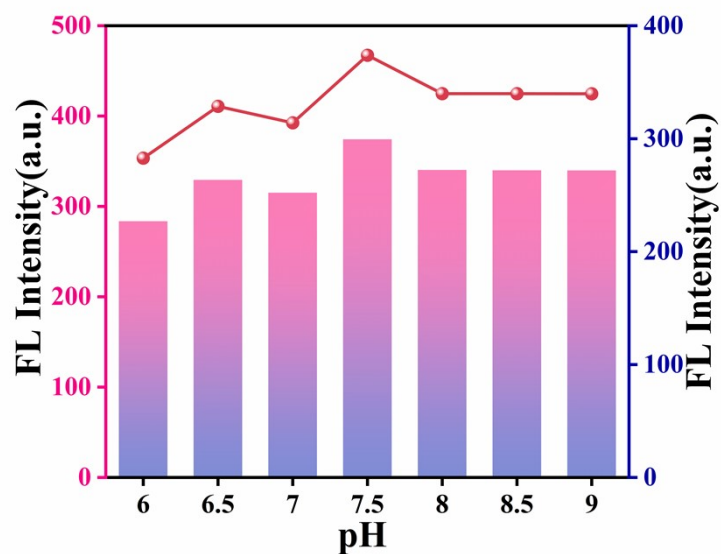


Fig. S2. Show the effect of different pH of PBS on the fluorescence intensity of g-

CNQDs system.

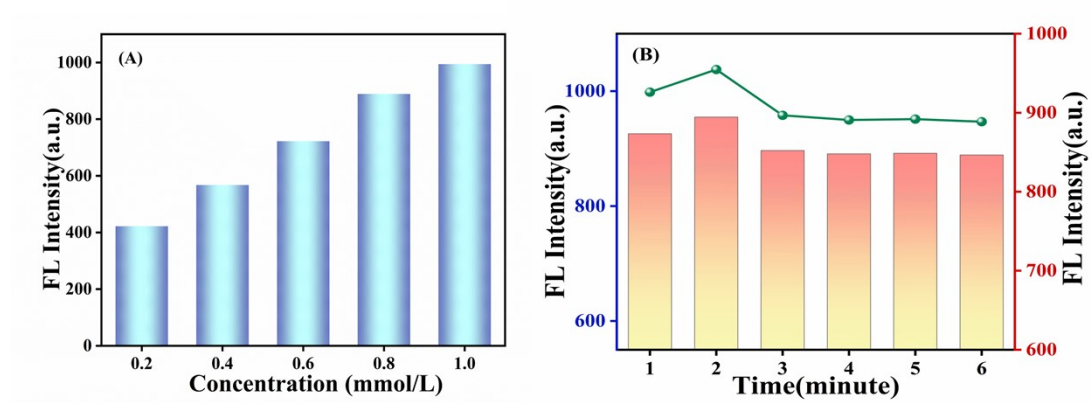


Fig. S3. (A) Effects of different concentrations of p-acetaminophen and (B) reaction time of advocated system on fluorescence intensity.

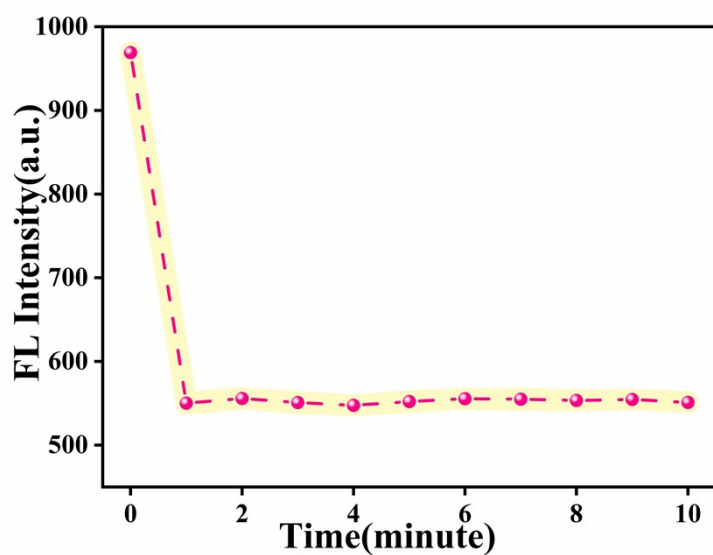


Fig. S4. Effect of incubation time with Cr^{3+} on fluorescence intensity of g-CNQDs@p-acetaminophen.

Table S1. Comparison of detection of Cr³⁺ with various fluorescence probes

Fluorescent probe	Line range	LOD	Ref
AuNPs	1~11 μM	0.9 μM	1
Gold nanoparticles functionalized	20~25 μM	5 μM	2
2D podand fluorescent probes	–	17 μM	3
Pyridoxal conjugated AuNPs assay	7.5~1.3 $\times 10^{-5}$ M	11.5 μM	4
Rhodamine capped AuNPs assay	–	9.3 μM	5
Fluorescence sensing	0.64~63.0 μM	0.23 μM	This work

References

- [1] M. Cao, X. Ye, Y. Liu, P. Zhang and Z. Zhang, *Chem. Pap.*, 2023, 1-7.
- [2] Z. Zhang, X. Ye, Q. Liu, Y. Liu and R. Liu, *J. Anal. Sci. Technol.*, 2020, **11**, 1-7.
- [3] S. Panda, P. B. Pati and S. S. Zade, *Chem. Commun.*, 2011, **47**, 4174-4176.
- [4] S. Bothra, R. Kumar and S. K. Sahoo, *New J. Chem.*, 2017, **41**, 7339-7346.
- [5] N. Manjubaashini, T. D. Thangadurai, G. Bharathi and D. Nataraj, *J. Lumin.*, 2018, **202**, 282-288.