

Fabrication of Ternary Metal Oxide (ZnO:NiO:CuO) nanocomposite heterojunctions for enhanced photocatalytic and antibacterial applications

Muhammad Zahid Ishaque , ^a Yasir Zaman, ^{a*} Alia Arif, ^a Abu Bakar Siddique, ^{b*} Muhammad Shahzad, ^{f,a} Daoud Ali, ^c Muhammad Aslam, ^e Hira Zaman ^{d*}, Muhammad Faizan ^a

^a Department of Physics, University of Sargodha, Sargodha,40100, Pakistan

^b Institute of Chemistry, University of Sargodha, Sargodha,40100, Pakistan

^c Department of Zoology, College of Science, King Saud University, PO Box 2455, Riyadh 11451, Saudi Arabia

^d Institute of Chemical Sciences, University of Peshawar, Khyber Pakhtunkhwa, 25120, Pakistan

^e Institute of Physics and Technology, Ural Federal University, Mira Str.19, 620002 Yekaterinburg, Russia

Corresponding Authors:

1. Abu Bakar Siddique - Institute of Chemistry, University of Sargodha, Sargodha 40100, Pakistan; <https://orcid.org/0000-0003-2834-5708> ; Email: abubakar.siddique@uos.edu.pk
2. Hira Zaman - Institute of Chemical Sciences, University of Peshawar, Khyber Pakhtunkhwa, 25120, Pakistan; Email: [hizamkhan@yahoo.com](mailto:hzamkhan@yahoo.com)
3. Yasir Zaman - Department of Physics, University of Sargodha, Sargodha,40100, Pakistan; Email: yasir.zaman@uos.edu.pk




Fig. S1: SEM images of samples with molar ratios (Zn:Ni:Cu) (a) 1:1:1, (b) 2:1:1, (c) 1:2:1, and (d) 1:1:2

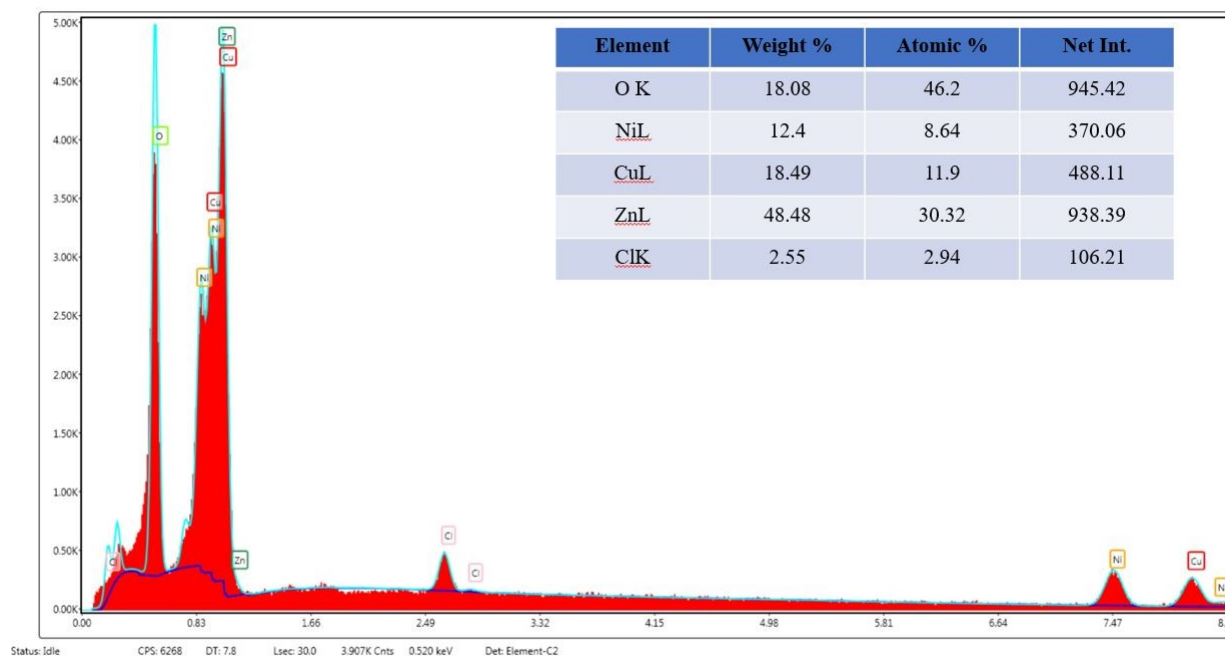


Fig. S2: EDX spectra of ZNC (2:1:1)

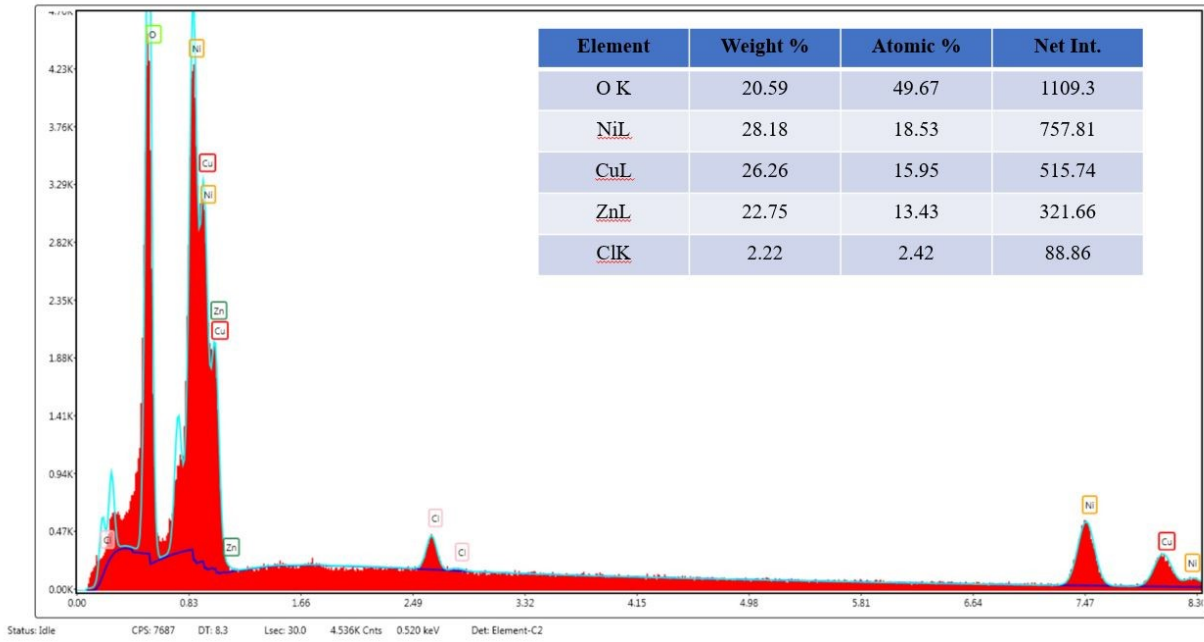


Fig. S3: EDX spectra of ZNC (1:2:1)

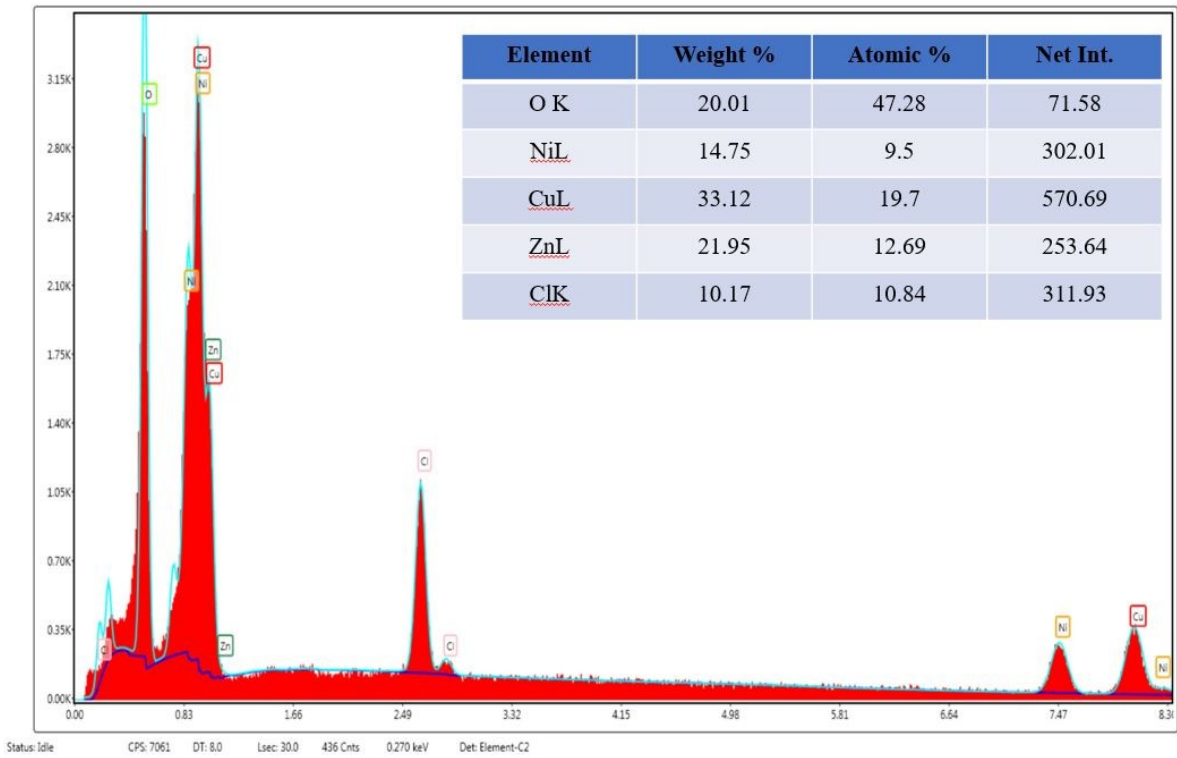


Fig. S4: EDX spectra of ZNC (1:1:2)

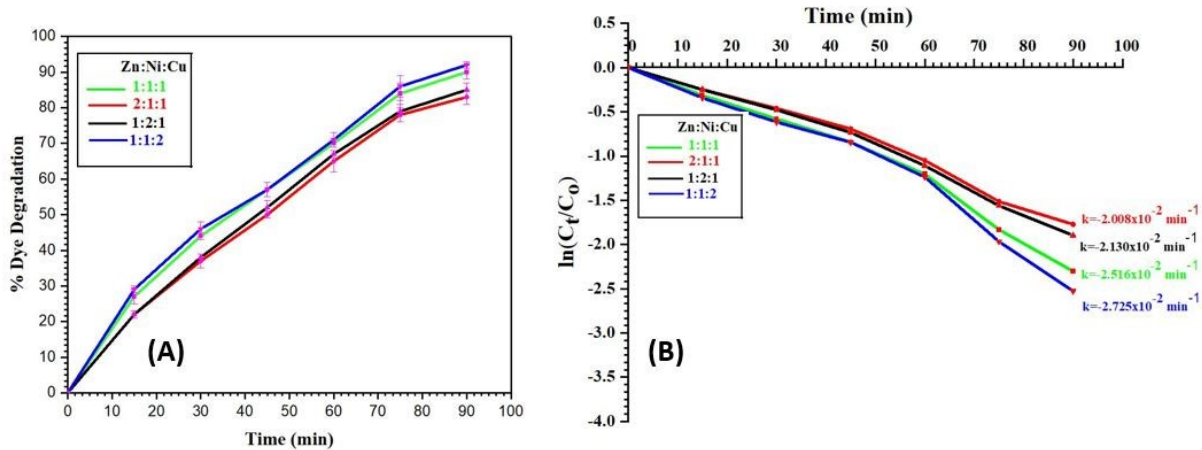


Fig. S5: (a) % degradation of MB dye in mixture; (b) rate constant plot of MB dye degradation in mixture

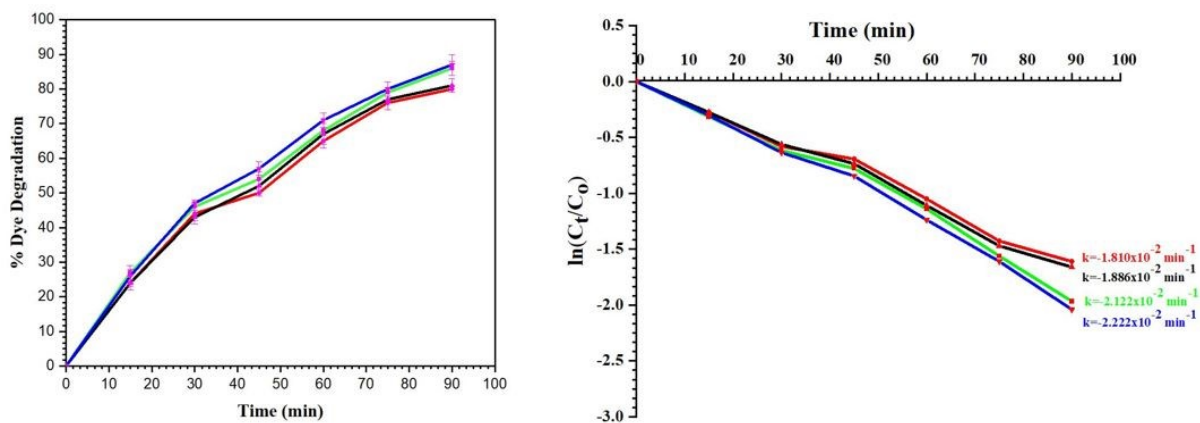


Fig. S6: (a) % degradation of MO dye in mixture; (b) rate constant plot of MO dye degradation in mixture