

Supplementary Information

Vertical grown Ag nanoplates on SeZnO₃ nanosheets for enhanced pressure sensing properties

Zeyi Wang^a, Yuping Li^a, Jian Zhang^{*a}, and Xiao Huang^{*a}

a. Institute of Advanced Materials (IAM), School of Flexible Electronics (SoFE), Jiangsu National Synergetic Innovation Center for Advanced Materials (SICAM), Nanjing Tech University (NanjingTech), 30 South Puzhu Road, Nanjing 211816, China.

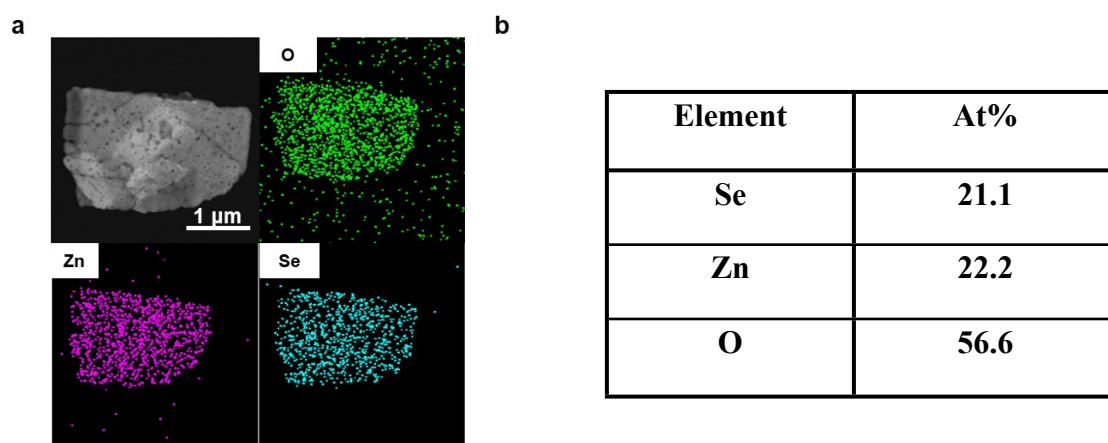


Fig. S1. (a) EDS mapping and (b) the stoichiometric composition of SeZnO_3 nanosheet.




Fig. S2. EDS mapping and the stoichiometric composition of Ag/SeZnO_3 nanosheet.




Fig. S3. TEM images of Ag/SeZnO_3 with concentrations of AgNO_3 is (a) 0.03 mol/L, (b) 0.06 mol/L and (c) 0.18 mol/L.

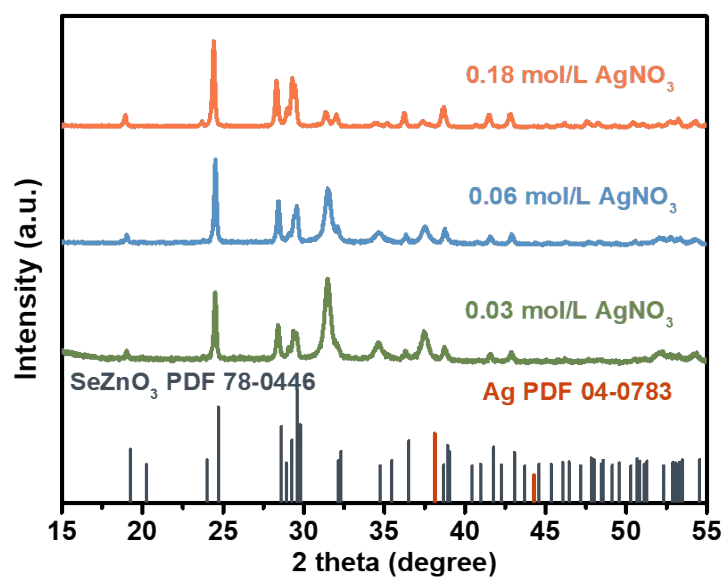


Fig. S4. XRD patterns of Ag/SeZnO₃ with concentrations of AgNO₃ is 0.03 mol/L, 0.06 mol/L and 0.18 mol/L.

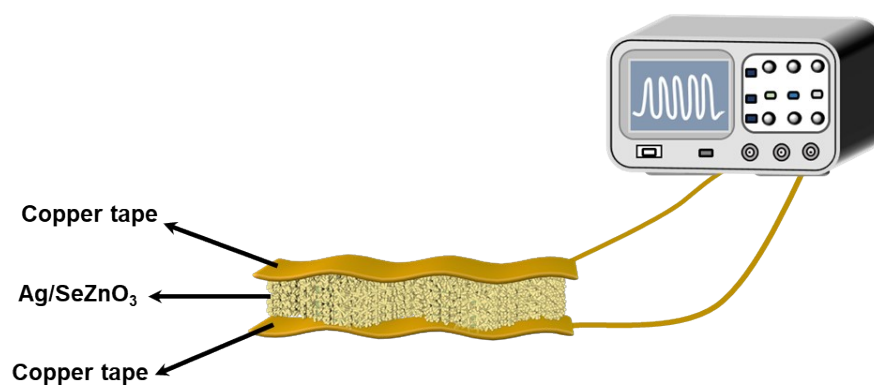


Fig. S5. Schematic illustration of pressure sensing performance test.