

Supporting Information

In situ construction of heterostructured Cu_xO@NiCoS nanoarrays for alkaline overall water splitting

Chenyu Song,^a Jishuang Yang,^a Chinnadurai Ayappan,^a Haitang Yang,^c Ruimin Xing,^{*a} and Shanhu Liu^b

a Henan Key Laboratory of Polyoxometalate Chemistry, School of Energy Science and Technology, Henan University, Zhengzhou, 450046, P. R. China

b College of Chemistry and Molecular Sciences, Henan University, Kaifeng, 475004, P. R. China

c Food and Pharmacy College, Xuchang University, Xuchang, 461000, P. R. China

*E-mail: rmxing@henu.edu.cn




Fig. S1 SEM image of copper foam.




Fig. S2 SEM images of NiCoS/CF.

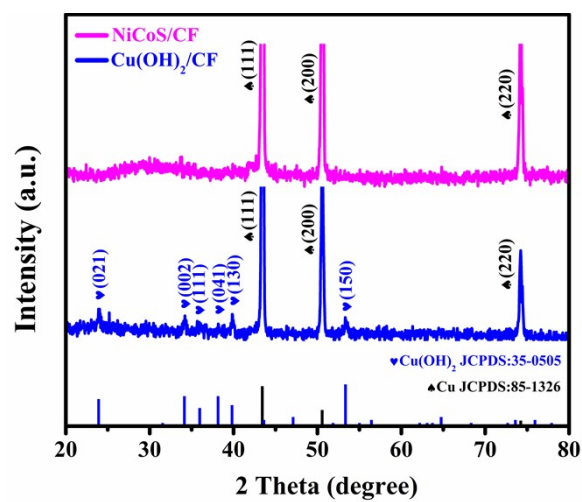


Fig. S3 XRD patterns of $\text{Cu}(\text{OH})_2/\text{CF}$ and NiCoS/CF .

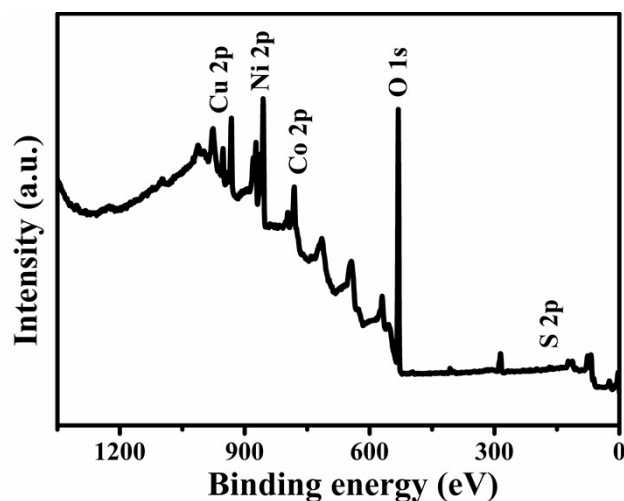


Fig. S4 XPS survey spectrum of $\text{Cu}_x\text{O}@\text{NiCoS}-1/\text{CF}$.

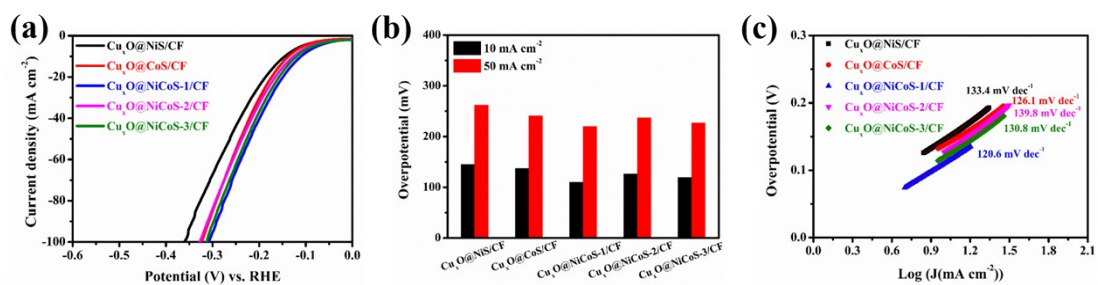


Fig. S5 (a) HER polarization curves, (b) Required overpotentials at a current density of 10 mA cm^{-2} and 50 mA cm^{-2} and (c) Tafel plots of samples with different initial metal source ratios.




Fig. S6 SEM images of $\text{Cu}_x\text{O}@\text{NiCoS}-1$ (a and d), $\text{Cu}_x\text{O}@\text{NiCoS}-2$ (b and e) and $\text{Cu}_x\text{O}@\text{NiCoS}-3$ (c and f).

$\text{Cu}_x\text{O}@Ni\text{CoS}$ -3 (c and f).

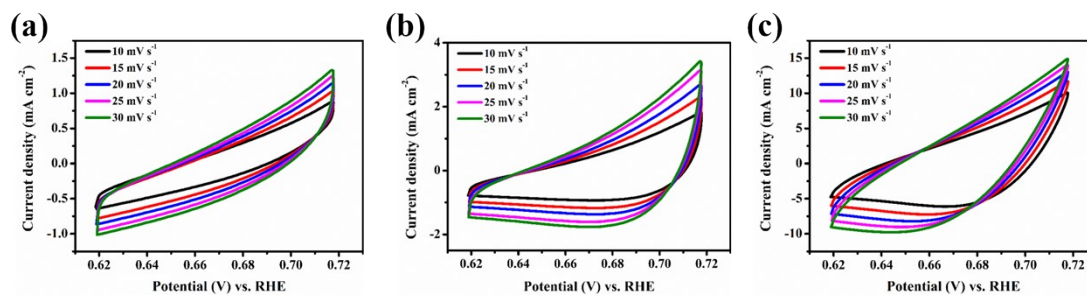


Fig. S7 Cyclic voltammetry curves of (a) $\text{Cu}_x\text{O}/\text{CF}$, (b) NiCoS/CF , (c) $\text{Cu}_x\text{O}@Ni\text{CoS}$ -1/CF in a potential range of 0.62 - 0.72 V (vs. RHE) with scan rates of 10, 15, 20, 25, 30 mV s^{-1} .

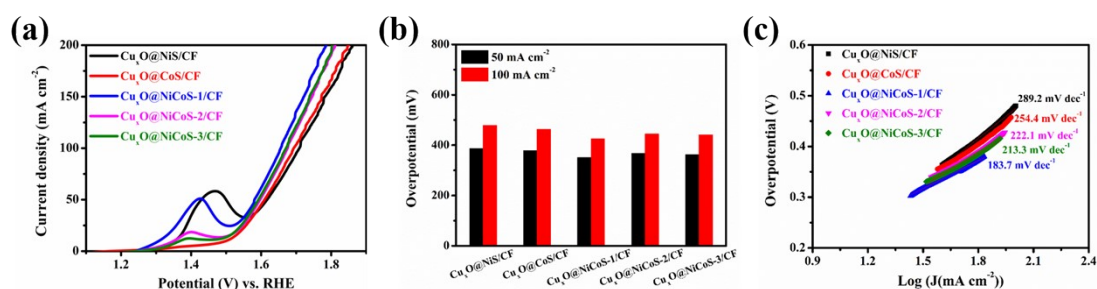


Fig. S8 (a) OER polarization curves, (b) Required overpotentials at a current density of 50 mA cm^{-2} and 100 mA cm^{-2} and (c) Tafel plots of samples with different initial metal source ratios.




Fig. S9 SEM image of $\text{Cu}_x\text{O}@Ni\text{CoS}$ -1/CF after 60 h stability test.

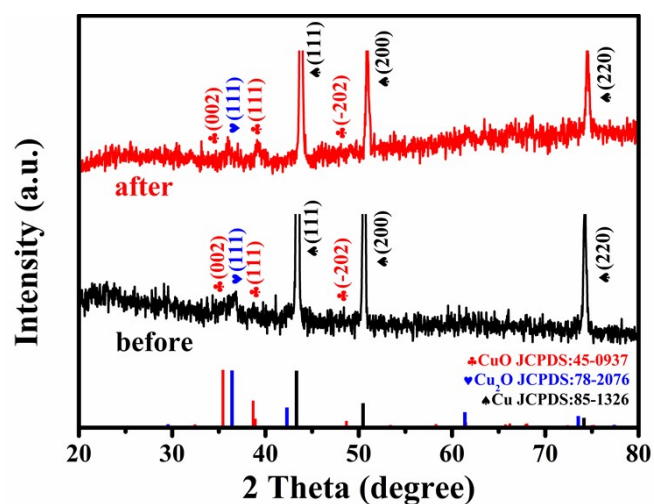


Fig. S10 XRD patterns of $\text{Cu}_x\text{O}@NiCoS-1/CF$ before and after 60 h stability test.

Table S1 Comparison for overall water splitting performance of $\text{Cu}_x\text{O}@NiCoS/CF$ in 1.0 M KOH with other recently reported electrocatalysts.

Electrode	Voltage@10 mA cm ⁻² (V)	Electrolyte	Reference
$\text{FeS}_2/\text{C}/\text{NF}$	1.72	1.0 M KOH	Dalton Trans. 2018, 47, 14917
$\text{CoP}@NC$	1.69	1.0 M KOH	Int. J. Hydrogen Energy 2021, 46, 2095-2102
Bi_2Se_3	1.9	1.0 M KOH	Ceram. Int. 2021, 47, 26484-26491
$\text{CNT}@NiSe/\text{SS}$	1.71	1.0 M KOH	J. Colloid Interface Sci. 2020, 574, 300-311
La-NiFe LDH	1.724	1.0 M KOH	Electrochim. Acta 2021, 390, 138824
$\text{NiCoSe}_2@\text{PCM}$	1.73	1.0 M KOH	J. Electroanal. Chem.

			2021, 897, 115568
Co/Mo ₂ C-NCNTs	1.72	1.0 M KOH	ChemCatChem 2020, 12, 3737-3745
Ni ₃ S ₄ /NiS ₂ /FeS ₂	1.68	1.0 M KOH	Appl. Surf. Sci. 2021, 560, 149985
Cu _x O@NiCoS/CF	1.67	1.0 M KOH	This work
